
PROJECT MANUAL


**Auburn Valley State Park
WETLAND CONSTRUCTION SITES
at**

Multiple Locations in Yorklyn, DE 19736

for

**Department of Natural Resources and Environmental Control
Division of Parks and Recreation
89 Kings Highway
Dover, DE 19901**

DNREC Project: NVF-18



**Architect/Engineer
Century Engineering, Inc.
4134 North DuPont Hwy.
Dover, DE 19901**

**Construction Documents
November 2018**

(THIS PAGE INTENTIONALLY LEFT BLANK)

Specifications for this project are arranged in accordance with the Construction Specification Institute numbering system and format. Section numbering is discontinuous and all numbers not appearing in the Table of Contents are not used for this Project.

DOCUMENTS BOUND HEREWITH

Division	Section Title	Pages
SERIES 0 - PROCUREMENT AND CONTRACT REQUIREMENTS		
00 01 10	TABLE OF CONTENTS	5
00 01 15	LIST OF DRAWINGS	1
00 11 16	INVITATION TO BID	2
00 21 13	INSTRUCTIONS TO BIDDERS	12
00 41 13	BID FORM	11
00 43 13	BID BOND	1
00 52 13	STANDARD FORM OF AGREEMENT BETWEEN OWNER AND CONTRACTOR A101-2007	1
00 54 13	SUPPLEMENTARY CONDITIONS TO THE CONTRACT	1
00 61 13.13	PERFORMANCE BOND	2
00 61 13.16	PAYMENT BOND	2
00 61 14	MAINTENANCE BOND	2
00 62 76	APPLICATION OF PAYMENT (SAMPLE AIA G702 & G703)	2
00 62 77	BUY AMERICA	1
00 65 00	REVOLVING LOAN FUND REQUIREMENTS	55
00 72 13	GENERAL CONDITIONS TO THE CONTRACT (AIA A201)	1
00 73 13	SUPPLEMENTARY GENERAL CONDITIONS	11
00 73 46	DELAWARE DEPARTMENT OF LABOR PREVAILING WAGE RATES	2
00 73 46/2	DAVIS BEACON WAGE RATES	4
00 81 13	GENERAL REQUIREMENTS	15
00 81 14	DRUG TESTING FORMS	2
DIVISION 1 - GENERAL REQUIREMENTS		
01 10 00	SUMMARY	6
01 14 00	WORK RESTRICTIONS	2
01 21 00	ALLOWANCES	3
01 22 00	UNIT PRICES	2
01 23 00	ALTERNATES	2
01 24 00	PERMITS	2
01 25 00	CONTRACT MODIFICATION PROCEDURES	2
01 29 00	PAYMENT PROCEDURES	3
01 31 00	PROJECT MANAGEMENT AND COORDINATION	3
01 31 50	FIELD ENGINEERING	2
01 32 00	CONSTRUCTION PROGRESS DOCUMENTATION	4
01 32 23	PHOTOGRAPHIC DOCUMENTATION	2
01 33 00	SUBMITTAL PROCEDURES	10
01 40 00	QUALITY REQUIREMENTS	7
01 42 00	REFERENCE STANDARDS AND DEFINITIONS	3
01 50 00	TEMPORARY FACILITIES AND CONTROLS	8
01 56 00	ENVIRONMENTAL PROTECTION	3
01 60 00	PRODUCT REQUIREMENTS	10
01 73 00	EXECUTION REQUIREMENTS	6

01 73 29	CUTTING AND PATCHING	4
01 74 19	CONSTRUCTION WASTE MANAGEMENT AND DISPOSAL	9
01 77 00	CLOSEOUT PROCEDURES	6
01 78 39	PROJECT RECORD DOCUMENTS	4

DIVISION 2 – EXISTING CONDITIONS

02 41 19	SELECTIVE DEMOLITION	4
----------	----------------------	---

DIVISION 3 - CONCRETE

DIVISION 4 - MASONRY

DIVISION 5 - METALS

DIVISION 6 – WOOD, PLASTICS AND COMPOSITES

DIVISION 7 - THERMAL AND MOISTURE PROTECTION

DIVISION 8 - OPENINGS

DIVISION 9 - FINISHES

DIVISION 10 - SPECIALTIES

DIVISION 11 - EQUIPMENT

DIVISION 12 - FURNISHINGS

DIVISION 13 - SPECIAL CONSTRUCTION

DIVISION 14 - CONVEYING SYSTEMS

DIVISION 22 - PLUMBING

DIVISION 23 – HEATING, VENTILATING AND AIR CONDITIONING

DIVISION 26 – ELECTRICAL

TABLE OF CONTENTS

DIVISION 27 – COMMUNICATIONS

DIVISION 28 – ELECTRONIC SAFETY AND SECURITY

DIVISION 31 – EARTHWORK

31 10 00	SITE CLEARING	4
31 20 00	EARTH MOVING	5

DIVISION 32 – EXTERIOR IMPROVEMENTS

32 92 00	TURF AND GRASSES	9
----------	------------------	---

DIVISION 33 - UTILITIES

SPECIFICATIONS INCLUDED BY REFERENCE:

DELAWARE DEPARTMENT OF TRANSPORTATION STANDARD SPECIFICATIONS FOR ROAD AND BRIDGE CONSTRUCTION (AUGUST 2016, OR MOST CURRENT AT THE DATE OF ADVERTISEMENT)

SECTION 209 – BORROW
SECTION 301 – GRADED AGGREGATE BASE COURSE
SECTION 401 – BITUMINOUS PAVEMENT
SECTION 708 – GEOTEXTILES
SECTION 801 – TEMPORARY TRAFFIC CONTROL, GENERAL
SECTION 805 – PLASTIC DRUMS
SECTION 911 - PLANTINGS
SECTION 1006 – STONE FOR RIPRAP
SECTION 1060 – GEOTEXTILE

STATE OF DELAWARE DEPARTMENT OF NATURAL RESOURCES AND ENVIRONMENTAL CONTROL EROSION AND SEDIMENT CONTROL HANDBOOK (APRIL 2016 OR MOST CURRENT AT THE DATE OF ADVERTISEMENT)

SECTION 3.1.2 – SILT FENCE
SECTION 3.1.7 – COMPOST FILTER LOG
SECTION 3.2.1 – PORTABLE SEDIMENT TANK
SECTION 3.2.2 – PUMPING PIT
SECTION 3.4.1 - TOPSOILING
SECTION 3.4.3 - VEGETATIVE STABILIZATION
SECTION 3.4.5 – MULCHING
SECTION 3.4.6 – STABILIZATION MATTING
SECTION 3.4.7 – STABILIZED CONSTRUCTION ENTRANCE
SECTION 3.4.8 - DUST CONTROL
SECTION 3.5.3 - TURBIDITY CURTAIN
SECTION 3.6.1 - CONSTRUCTION SITE WASTE MGT & SPILL CONTROL
SECTION 3.7.2 – SENSITIVE AREA PROTECTION
SECTION 3.7.3 – SOIL STOCKPILE
SECTION 3.3.10 – RIPRAP OUTLET PROTECTION

PLEASE NOTE THAT IN ALL SPECIFICATIONS INCLUDED BY REFERENCE, “THE DEPARTMENT” SHALL MEAN “PARKS.” ALL TESTING REQUIREMENTS IN REFERENCED SPECIFICATIONS SHALL BE CONFIRMED WITH THE OWNER PRIOR TO COMPLETING SPECIFIED TESTING.

APPENDICES

- 1) DNREC Division of Watershed Stewardship – Detailed Plan Approval – **PENDING** (Concurrent Submittal)
- 2) USACE Nationwide Permit #27 –
 - a. Area A, Area C, Area D, & Area E – **PENDING** (Concurrent Submittal)
 - b. Area B – **PENDING** (Concurrent Submittal)
- 3) Delaware State Historic Preservation Office (SHPO) - Letter of No Adverse Effect
 - a. Area A, Area C, Area D, & Area E – Concurrence Dated 11/26/2018
 - b. Area B – **PENDING** (Concurrent Submittal)
- 4) Architectural Accessibility Board – “No Impact” Approval – (Dated 8/28/2018)
- 5) Division of Facilities Management – (Approval Dated 9/18/2018)
- 6) New Castle County – Floodplain Permit – **PENDING** (Concurrent Submittal)

END OF TABLE OF CONTENTS

SECTION 00 01 15 - LIST OF DRAWINGS

<u>Sheet No.</u>	<u>Title</u>
WM100	COVER SHEET
WM101	PROJECT NOTES & LEGEND
WM102	INDEX SHEET
WM103	CONSTRUCTION PLAN – AREA A
WM104	LANDSCAPING PLAN – AREA A (BY BIOHABITATS, INC.)
WM105	CONSTRUCTION PLAN – AREA B
WM106	LANDSCAPING PLAN – AREA B
WM107	TYPICAL SECTIONS – AREA B
WM108	CONSTRUCTION PLAN – AREA C
WM109	LANDSCAPING PLAN – AREA C
WM110	TYPICAL SECTIONS – AREA C
WM111	CONSTRUCTION PLAN – AREA D
WM112	CONSTRUCTION PLAN – AREA E
WM113	LANDSCAPING PLAN – AREA E
WM114	TYPICAL SECTIONS – AREA E
WM115	EROSION & SEDIMENT CONTROL DETAILS
WM116	EROSION & SEDIMENT CONTROL DETAILS
WM117	EROSION & SEDIMENT CONTROL DETAILS
WM118	EROSION & SEDIMENT CONTROL DETAILS
WM119	EROSION & SEDIMENT CONTROL DETAILS
SWM201	BMP CONTRIBUTING DRAINAGE AREA PLAN
SWM202	POST CONSTRUCTION STORMWATER MANAGEMENT PLAN FACILITY #1
SWM203	POST CONSTRUCTION STORMWATER MANAGEMENT PLAN FACILITY #2
SWM204	POST CONSTRUCTION STORMWATER MANAGEMENT PLAN FACILITY #3

END OF SECTION 00 01 15

SECTION 00 11 16 – INVITATION TO BID

The Department of Natural Resources and Environmental Control, Division of Parks and Recreation, Office of Design and Development will receive sealed bids in the Auditorium, DNREC Building, 89 Kings Highway, Dover Delaware 19901, 2:30 p.m. local time on January 9th, 2019, until at which time they will be publicly opened and read aloud in the Auditorium. Bidder bears the risk of late delivery. Any bid received after the stated time will be returned unopened.

Project involves the construction of two (2) wetland areas as well as one (1) stream restoration and one (1) vegetation management area. A single additional wetland area is included as Alternate #1.

The project shall be awarded based upon the Base Bid price only.

A **MANDATORY** Pre-Bid Meeting will be held at 10:00 a.m., on December 18th, 2018 at the Center for the Creative Arts, 410 Upper Snuff Mill Row, Yorklyn, Delaware, 19736 for the purpose of establishing the listing of subcontractors and to answer questions. Representative's of each party to any Joint Venture must attend this meeting. **ATTENDANCE OF THIS MEETING IS A PREREQUISITE FOR BIDDING ON THIS CONTRACT.**

Sealed bids shall be addressed to the following address. The outer envelope should clearly indicate **"DNREC CONTRACT NO. 2018-NVF-200 SEALED BID – DO NOT OPEN"**.

Dept. of Natural Resources & Environmental Control
Division of Parks and Recreation
Office of Design and Development
89 Kings Highway, Dover DE 19901
Attn: Cindy A. Todd, RLA. Phone Number: 302-739-9210

Contract documents may be obtained at the office of the Division of Parks and Recreation upon receipt of \$25.00 for each disc. This payment is non-refundable and the documents need not be returned. Checks are to be made payable to Division of Parks and Recreation.

Bidding documents will be available for review at the following locations: Division of Parks and Recreation; Delaware Contractors Association and Associated Builders and Contractors.

This project is being funded by the Delaware Clean Water State Revolving Fund and the following provisions apply to this construction contract:

- **Buy American Iron and Steel**
- **Federal Davis-Bacon Act wage provisions**
- **Delaware Prevailing Wage Regulations**

Bidders will not be subject to discrimination on the basis of race, creed, color, sex, sexual orientation, gender identity or national origin in consideration of this award, and Minority Business Enterprises, Disadvantaged Business Enterprises, Women-Owned Business Enterprises and Veteran-Owned Business Enterprises will be afforded full opportunity to submit bids on this contract. Each bid must be accompanied by a bid security equivalent to ten percent of the bid amount and all additive alternates. The successful bidder must post a performance bond and payment bond in a sum equal to 100 percent of the contract price upon execution of the contract. The Owner reserves the right to reject any or all bids and to waive any informalities therein. The Owner may extend the time and place for the opening of the bids from that described in the advertisement, with not less than two calendar days notice by certified delivery, facsimile

machine or other electronic means to those bidders receiving plans.

Shawn M. Garvin, Secretary

END OF SECTION 00 01 16

SECTION 00 21 13 - INSTRUCTIONS TO BIDDERS

TABLE OF ARTICLES

1. DEFINITIONS
2. BIDDER'S REPRESENTATION
3. BIDDING DOCUMENTS
4. BIDDING PROCEDURES
5. CONSIDERATION OF BIDS
6. POST-BID INFORMATION
7. PERFORMANCE BOND AND PAYMENT BOND
8. FORM OF AGREEMENT BETWEEN OWNER AND CONTRACTOR

ARTICLE 1: GENERAL

1.1 DEFINITIONS

1.1.1 Whenever the following terms are used, their intent and meaning shall be interpreted as follows:

1.2 STATE: The State of Delaware.

1.3 AGENCY: Contracting State Agency as noted on cover sheet.

1.4 DESIGNATED OFFICIAL: The agent authorized to act for the Agency.

1.5 BIDDING DOCUMENTS: Bidding Documents include the Bidding Requirements and the proposed Contract Documents. The Bidding Requirements consist of the Advertisement for Bid, Invitation to Bid, Instructions to Bidders, Supplementary Instructions to Bidders (if any), General Conditions, Supplementary General Conditions, General Requirements, Special Provisions (if any), the Bid Form (including the Non-collusion Statement), and other sample bidding and contract forms. The proposed Contract Documents consist of the form of Agreement between the Owner and Contractor, as well as the Drawings, Specifications (Project Manual) and all Addenda issued prior to execution of the Contract.

1.6 CONTRACT DOCUMENTS: The Contract Documents consist of the, Instructions to Bidders, Supplementary Instructions to Bidders (if any), General Conditions, Supplementary General Conditions, General Requirements, Special Provisions (if any), the form of agreement between the Owner and the Contractor, Drawings (if any), Specifications (Project Manual), and all addenda.

1.7 AGREEMENT: The form of the Agreement shall be AIA Document A101, Standard Form of Agreement between Owner and Contractor where the basis of payment is a STIPULATED SUM. In the case of conflict between the instructions contained therein and the General Requirements herein, these General Requirements shall prevail.

1.8 GENERAL REQUIREMENTS (or CONDITIONS): General Requirements (or conditions) are instructions pertaining to the Bidding Documents and to contracts in general. They contain, in summary, requirements of laws of the State; policies of the Agency and instructions to bidders.

1.9 SPECIAL PROVISIONS: Special Provisions are specific conditions or requirements peculiar to the bidding documents and to the contract under consideration and are supplemental to the General Requirements. Should the Special Provisions conflict with the General Requirements, the Special Provisions shall prevail.

1.10 ADDENDA: Written or graphic instruments issued by the Owner/Architect prior to the execution of the contract which modify or interpret the Bidding Documents by additions, deletions, clarifications or corrections.

1.11 BIDDER OR VENDOR: A person or entity who formally submits a Bid for the material or Work contemplated, acting directly or through a duly authorized representative who meets the requirements set forth in the Bidding Documents.

- 1.12 SUB-BIDDER: A person or entity who submits a Bid to a Bidder for materials or labor, or both for a portion of the Work.
- 1.13 BID: A complete and properly executed proposal to do the Work for the sums stipulated therein, submitted in accordance with the Bidding Documents.
- 1.14 BASE BID: The sum stated in the Bid for which the Bidder offers to perform the Work described in the Bidding Documents as the base, to which Work may be added or from which Work may be deleted for sums stated in Alternate Bids (if any are required to be stated in the bid).
- 1.15 ALTERNATE BID (or ALTERNATE): An amount stated in the Bid, where applicable, to be added to or deducted from the amount of the Base Bid if the corresponding change in the Work, as described in the Bidding Documents is accepted.
- 1.16 UNIT PRICE: An amount stated in the Bid, where applicable, as a price per unit of measurement for materials, equipment or services or a portion of the Work as described in the Bidding Documents.
- 1.17 SURETY: The corporate body which is bound with and for the Contract, or which is liable, and which engages to be responsible for the Contractor's payments of all debts pertaining to and for his acceptable performance of the Work for which he has contracted.
- 1.18 BIDDER'S DEPOSIT: The security designated in the Bid to be furnished by the Bidder as a guaranty of good faith to enter into a contract with the Agency if the Work to be performed or the material or equipment to be furnished is awarded to him.
- 1.19 CONTRACT: The written agreement covering the furnishing and delivery of material or work to be performed.
- 1.20 CONTRACTOR: Any individual, firm or corporation with whom a contract is made by the Agency.
- 1.21 SUBCONTRACTOR: An individual, partnership or corporation which has a direct contract with a contractor to furnish labor and materials at the job site, or to perform construction labor and furnish material in connection with such labor at the job site.
- 1.22 CONTRACT BOND: The approved form of security furnished by the contractor and his surety as a guaranty of good faith on the part of the contractor to execute the work in accordance with the terms of the contract.

ARTICLE 2: BIDDER'S REPRESENTATIONS

- 2.1 PRE-BID MEETING
 - 2.1.1 A pre-bid meeting for this project will be held at the time and place designated. Attendance at this meeting is a pre-requisite for submitting a Bid, unless this requirement is specifically waived elsewhere in the Bid Documents.
- 2.2 By submitting a Bid, the Bidder represents that:

- 2.2.1 The Bidder has read and understands the Bidding Documents and that the Bid is made in accordance therewith.
- 2.2.2 The Bidder has visited the site, become familiar with existing conditions under which the Work is to be performed, and has correlated the Bidder's his personal observations with the requirements of the proposed Contract Documents.
- 2.2.3 The Bid is based upon the materials, equipment, and systems required by the Bidding Documents without exception.
- 2.3 JOINT VENTURE REQUIREMENTS
 - 2.3.1 For Public Works Contracts, each Joint Venturer shall be qualified and capable to complete the Work with their own forces.
 - 2.3.2 Included with the Bid submission, and as a requirement to bid, a copy of the executed Joint Venture Agreement shall be submitted and signed by all Joint Venturers involved.
 - 2.3.3 All required Bid Bonds, Performance Bonds, Material and Labor Payment Bonds must be executed by both Joint Venturers and be placed in both of their names.
 - 2.3.4 All required insurance certificates shall name both Joint Venturers.
 - 2.3.5 Both Joint Venturers shall sign the Bid Form and shall submit a copy of a valid Delaware Business License with their Bid.
 - 2.3.6 Both Joint Venturers shall include their Federal E.I. Number with the Bid.
 - 2.3.7 In the event of a mandatory Pre-bid Meeting, each Joint Venturer shall have a representative in attendance.
 - 2.3.8 Due to exceptional circumstances and for good cause shown, one or more of these provisions may be waived at the discretion of the State.
- 2.4 ASSIGNMENT OF ANTITRUST CLAIMS
 - 2.4.1 As consideration for the award and execution by the Owner of this contract, the Contractor hereby grants, conveys, sells, assigns and transfers to the State of Delaware all of its right, title and interests in and to all known or unknown causes of action it presently has or may now or hereafter acquire under the antitrust laws of the United States and the State of Delaware, relating to the particular goods or services purchased or acquired by the Owner pursuant to this contract.

ARTICLE 3: BIDDING DOCUMENTS

- 3.1 COPIES OF BID DOCUMENTS
 - 3.1.1 Bidders may obtain complete sets of the Bidding Documents from the Architectural/Engineering firm designated in the Advertisement or Invitation to Bid in the number and for the deposit sum, if any, stated therein.

- 3.1.2 Bidders shall use complete sets of Bidding Documents for preparation of Bids. The issuing Agency nor the Architect assumes no responsibility for errors or misinterpretations resulting from the use of incomplete sets of Bidding Documents.
- 3.1.3 Any errors, inconsistencies or omissions discovered shall be reported to the Architect immediately.
- 3.1.4 The Agency and Architect may make copies of the Bidding Documents available on the above terms for the purpose of obtaining Bids on the Work. No license or grant of use is conferred by issuance of copies of the Bidding Documents.

3.2 INTERPRETATION OR CORRECTION OF BIDDING DOCUMENTS

- 3.2.1 The Bidder shall carefully study and compare the Bidding Documents with each other, and with other work being bid concurrently or presently under construction to the extent that it relates to the Work for which the Bid is submitted, shall examine the site and local conditions, and shall report any errors, inconsistencies, or ambiguities discovered to the Architect.
- 3.2.2 Bidders or Sub-bidders requiring clarification or interpretation of the Bidding Documents shall make a written request to the Architect at least seven days prior to the date for receipt of Bids. Interpretations, corrections and changes to the Bidding Documents will be made by written Addendum. Interpretations, corrections, or changes to the Bidding Documents made in any other manner shall not be binding.
- 3.2.3 The apparent silence of the specifications as to any detail, or the apparent omission from it of detailed description concerning any point, shall be regarded as meaning that only the best commercial practice is to prevail and only material and workmanship of the first quality are to be used. Proof of specification compliance will be the responsibility of the Bidder.
- 3.2.4 Unless otherwise provided in the Contract Documents, the Contractor shall provide and pay for all permits, labor, materials, equipment, tools, construction equipment and machinery, water, heat, utilities, transportation, and other facilities and services necessary for the proper execution and completion of the Work.
- 3.2.5 The Owner will bear the costs for all impact and user fees associated with the project.

3.3 SUBSTITUTIONS

- 3.3.1 The materials, products and equipment described in the Bidding Documents establish a standard of quality, required function, dimension, and appearance to be met by any proposed substitution. The specification of a particular manufacturer or model number is not intended to be proprietary in any way. Substitutions of products for those named will be considered, providing that the Vendor certifies that the function, quality, and performance characteristics of the material offered is equal or superior to that specified. It shall be the Bidder's responsibility to assure that the proposed substitution will not affect the intent of the design, and to make any installation modifications required to accommodate the substitution.
- 3.3.2 Requests for substitutions shall be made in writing to the Architect at least ten days prior to the date of the Bid Opening. Such requests shall include a complete description of the proposed substitution, drawings, performance and test data, explanation of required installation modifications due the substitution, and any other information necessary for an

evaluation. The burden of proof of the merit of the proposed substitution is upon the proposer. The Architect's decision of approval or disapproval shall be final. The Architect is to notify Owner prior to any approvals.

3.3.3 If the Architect approves a substitution prior to the receipt of Bids, such approval shall be set forth in an Addendum. Approvals made in any other manner shall not be binding.

3.3.4 The Architect shall have no obligation to consider any substitutions after the Contract award.

3.4 ADDENDA

3.4.1 Addenda will be mailed or delivered to all who are known by the Architect to have received a complete set of the Bidding Documents.

ARTICLE 4: BIDDING PROCEDURES

4.1 PREPARATION OF BIDS

4.1.1 Submit the bids on the Bid Forms included with the Bidding Documents.

4.1.2 Submit the original Bid Form for each bid. Bid Forms may be removed from the project manual for this purpose.

4.1.3 Execute all blanks on the Bid Form in a non-erasable medium (typewriter or manually in ink).

4.1.4 Where so indicated by the makeup on the Bid Form, express sums in both words and figures, in case of discrepancy between the two, the written amount shall govern.

4.1.5 Interlineations, alterations or erasures must be initialed by the signer of the Bid.

4.1.6 BID ALL REQUESTED ALTERNATES AND UNIT PRICES, IF ANY. If there is no change in the Base Bid for an Alternate, enter "No Change". The Contractor is responsible for verifying that they have received all addenda issued during the bidding period. Work required by Addenda shall automatically become part of the Contract.

4.1.7 Make no additional stipulations on the Bid Form and do not qualify the Bid in any other manner.

4.1.8 Each copy of the Bid shall include the legal name of the Bidder and a statement whether the Bidder is a sole proprietor, a partnership, a corporation, or any legal entity, and each copy shall be signed by the person or persons legally authorized to bind the Bidder to a contract. A Bid by a corporation shall further give the state of incorporation and have the corporate seal affixed. A Bid submitted by an agent shall have a current Power of Attorney attached, certifying agent's authority to bind the Bidder.

4.1.9 Bidder shall complete the Non-Collusion Statement form included with the Bid Forms and include it with their Bid.

4.1.10 In the construction of all Public Works projects for the State of Delaware or any agency thereof, preference in employment of laborers, workers or mechanics shall be given to bona

fide legal citizens of the State who have established citizenship by residence of at least 90 days in the State.

4.1.11 Each bidder shall include in their bid a copy of a valid Delaware Business License.'

4.1.12 Each bidder shall include a signed Affidavit for the Bidder certifying compliance with OMB Regulation 4104 - "Regulations for the Drug Testing of Contractor and Subcontractor Employees Working on "Large Public Works Projects." "Large Public Works" is based upon the current threshold required for bidding Public Works as set by the Purchasing and Contracting Advisory Council.

4.2 BID SECURITY

4.2.1 All bids shall be accompanied by a deposit of either a good and sufficient bond to the agency for the benefit of the agency, with corporate surety authorized to do business in this State, the form of the bond and the surety to be approved by the agency, or a security of the bidder assigned to the agency, for a sum equal to at least 10% of the bid plus all add alternates, or in lieu of the bid bond a security deposit in the form of a certified check, bank treasurer's check, cashier's check, money order, or other prior approved secured deposit assigned to the State. The bid bond need not be for a specific sum, but may be stated to be for a sum equal to 10% of the bid plus all add alternates to which it relates and not to exceed a certain stated sum, if said sum is equal to at least 10% of the bid. The Bid Bond form used shall be the standard OMB form (attached).

4.2.2 Using the payment requirements and procedures specified in Section 4.2.1 above, the bids shall be accompanied by a Maintenance Bond for a sum equal to at least 5% of the bid plus all add alternates.

4.2.3 The Agency has the right to retain the bid security of Bidders to whom an award is being considered until either a formal contract has been executed and bonds have been furnished or the specified time has elapsed so the Bids may be withdrawn or all Bids have been rejected.

4.2.4 In the event of any successful Bidder refusing or neglecting to execute a formal contract and bond within 20 days of the awarding of the contract, the bid bond or security deposited by the successful bidder shall be forfeited.

4.3 SUBCONTRACTOR LIST

4.3.1 As required by Delaware Code, Title 29, section 6962(d)(10)b, each Bidder shall submit with their Bid a completed List of Sub-Contractors included with the Bid Form. NAME ONLY ONE SUBCONTRACTOR FOR EACH TRADE. A Bid will be considered non-responsive unless the completed list is included.

4.3.2 Provide the Name and Address for each listed subcontractor. Addresses by City, Town or Locality, plus State, will be acceptable.

4.3.3 It is the responsibility of the Contractor to ensure that their Subcontractors are in compliance with the provisions of this law. Also, if a Contractor elects to list themselves as a Subcontractor for any category, they must specifically name themselves on the Bid Form and be able to document their capability to act as Subcontractor in that category in accordance with this law.

4.4 EQUALITY OF EMPLOYMENT OPPORTUNITY ON PUBLIC WORKS

4.4.1 During the performance of this contract, the contractor agrees as follows:

- A. The Contractor will not discriminate against any employee or applicant for employment because of race, creed, sex, color, sexual orientation, gender identity or national origin. The Contractor will take affirmative action to ensure the applicants are employed, and that employees are treated during employment, without regard to their race, creed, sex, color, sexual orientation, gender identity or national origin. Such action shall include, but not be limited to, the following: Employment, upgrading, demotion or transfer; recruitment or recruitment advertising; layoff or termination; rates of pay or other forms of compensation; and selection for training, including apprenticeship. The Contractor agrees to post in conspicuous places available to employees and applicants for employment notices to be provided by the contracting agency setting forth this nondiscrimination clause.
- B. The Contractor will, in all solicitations or advertisements for employees placed by or on behalf of the Contractor, state that all qualified applicants will receive consideration for employment without regard to race, creed, sex, color, sexual orientation, gender identity or national origin."

4.5 PREVAILING WAGE REQUIREMENT

4.5.1 Wage Provisions: For renovation and new construction projects whose costs exceed the thresholds contained in Delaware Code, Title 29, Section 6960, the minimum wage rates for various classes of laborers and mechanics shall be as determined by the Department of Labor, Division of Industrial Affairs of the State of Delaware.

4.5.2 The employer shall pay all mechanics and labors employed directly upon the site of work, unconditionally and not less often than once a week and without subsequent deduction or rebate on any account, the full amounts accrued at time of payment, computed at wage rates not less than those stated in the specifications, regardless of any contractual relationship which may be alleged to exist between the employer and such laborers and mechanics.

4.5.3 The scale of the wages to be paid shall be posted by the employer in a prominent and easily accessible place at the site of the work.

4.5.4 Every contract based upon these specifications shall contain a stipulation that sworn payroll information, as required by the Department of Labor, be furnished weekly. The Department of Labor shall keep and maintain the sworn payroll information for a period of 6 months from the last day of the work week covered by the payroll.

4.6 SUBMISSION OF BIDS

4.6.1 Enclose the Bid, the Bid Security, and any other documents required to be submitted with the Bid in a sealed opaque envelope. Address the envelope to the party receiving the Bids. Identify with the project name, project number, and the Bidder's name and address. If the Bid is sent by mail, enclose the sealed envelope in a separate mailing envelope with the notation "BID ENCLOSED" on the face thereof. The State is not responsible for the opening of bids prior to bid opening date and time that are not properly marked.

- 4.6.2 Deposit Bids at the designated location prior to the time and date for receipt of bids indicated in the Advertisement for Bids. Bids received after the time and date for receipt of bids will be marked "LATE BID" and returned.
- 4.6.3 Bidder assumes full responsibility for timely delivery at location designated for receipt of bids.
- 4.6.4 Oral, telephonic or telegraphic bids are invalid and will not receive consideration.
- 4.6.5 Withdrawn Bids may be resubmitted up to the date and time designated for the receipt of Bids, provided that they are then fully in compliance with these Instructions to Bidders.
- 4.7 **MODIFICATION OR WITHDRAW OF BIDS**
 - 4.7.1 Prior to the closing date for receipt of Bids, a Bidder may withdraw a Bid by personal request and by showing proper identification to the Architect. A request for withdraw by letter or fax, if the Architect is notified in writing prior to receipt of fax, is acceptable. A fax directing a modification in the bid price will render the Bid informal, causing it to be ineligible for consideration of award. Telephone directives for modification of the bid price shall not be permitted and will have no bearing on the submitted proposal in any manner.
 - 4.7.2 Bidders submitting Bids that are late shall be notified as soon as practicable and the bid shall be returned.
 - 4.7.3 A Bid may not be modified, withdrawn or canceled by the Bidder during a thirty (30) day period following the time and date designated for the receipt and opening of Bids, and Bidder so agrees in submitting their Bid. Bids shall be binding for 30 days after the date of the Bid opening.

ARTICLE 5: CONSIDERATION OF BIDS

- 5.1 **OPENING/REJECTION OF BIDS**
 - 5.1.1 Unless otherwise stated, Bids received on time will be publicly opened and will be read aloud. An abstract of the Bids will be made available to Bidders.
 - 5.1.2 The Agency shall have the right to reject any and all Bids. A Bid not accompanied by a required Bid Security or by other data required by the Bidding Documents, or a Bid which is in any way incomplete or irregular is subject to rejection.
 - 5.1.3 If the Bids are rejected, it will be done within thirty (30) calendar day of the Bid opening.
- 5.2 **COMPARISON OF BIDS**
 - 5.2.1 After the Bids have been opened and read, the bid prices will be compared and the result of such comparisons will be made available to the public. Comparisons of the Bids may be based on the Base Bid plus desired Alternates. The Agency shall have the right to accept Alternates in any order or combination.

- 5.2.2 The Agency reserves the right to waive technicalities, to reject any or all Bids, or any portion thereof, to advertise for new Bids, to proceed to do the Work otherwise, or to abandon the Work, if in the judgment of the Agency or its agent(s), it is in the best interest of the State.
- 5.2.3 An increase or decrease in the quantity for any item is not sufficient grounds for an increase or decrease in the Unit Price.
- 5.2.4 The prices quoted are to be those for which the material will be furnished F.O.B. Job Site and include all charges that may be imposed during the period of the Contract.
- 5.2.5 No qualifying letter or statements in or attached to the Bid, or separate discounts will be considered in determining the low Bid except as may be otherwise herein noted. Cash or separate discounts should be computed and incorporated into Unit Bid Price(s).
- 5.3 DISQUALIFICATION OF BIDDERS
- 5.3.1 An agency shall determine that each Bidder on any Public Works Contract is responsible before awarding the Contract. Factors to be considered in determining the responsibility of a Bidder include:
- A. The Bidder's financial, physical, personnel or other resources including Subcontracts;
 - B. The Bidder's record of performance on past public or private construction projects, including, but not limited to, defaults and/or final adjudication or admission of violations of the Prevailing Wage Laws in Delaware or any other state;
 - C. The Bidder's written safety plan;
 - D. Whether the Bidder is qualified legally to contract with the State;
 - E. Whether the Bidder supplied all necessary information concerning its responsibility; and,
 - F. Any other specific criteria for a particular procurement, which an agency may establish; provided however, that, the criteria be set forth in the Invitation to Bid and is otherwise in conformity with State and/or Federal law.
- 5.3.2 If an agency determines that a Bidder is nonresponsive and/or nonresponsible, the determination shall be in writing and set forth the basis for the determination. A copy of the determination shall be sent to the affected Bidder within five (5) working days of said determination.
- 5.3.3 In addition, any one or more of the following causes may be considered as sufficient for the disqualification of a Bidder and the rejection of their Bid or Bids.
- 5.3.3.1 More than one Bid for the same Contract from an individual, firm or corporation under the same or different names.
- 5.3.3.2 Evidence of collusion among Bidders.

- 5.3.3.3 Unsatisfactory performance record as evidenced by past experience.
- 5.3.3.4 If the Unit Prices are obviously unbalanced either in excess or below reasonable cost analysis values.
- 5.3.3.5 If there are any unauthorized additions, interlineation, conditional or alternate bids or irregularities of any kind which may tend to make the Bid incomplete, indefinite or ambiguous as to its meaning.
- 5.3.3.6 If the Bid is not accompanied by the required Bid Security and other data required by the Bidding Documents.
- 5.3.3.7 If any exceptions or qualifications of the Bid are noted on the Bid Form.
- 5.4 ACCEPTANCE OF BID AND AWARD OF CONTRACT
 - 5.4.1 A formal Contract shall be executed with the successful Bidder within twenty (20) calendar days after the award of the Contract.
 - 5.4.2 Per Section 6962(d)(13) a., Title 29, Delaware Code, “The contracting agency shall award any public works contract within thirty (30) days of the bid opening to the lowest responsive and responsible Bidder, unless the Agency elects to award on the basis of best value, in which case the election to award on the basis of best value shall be stated in the Invitation To Bid.”
 - 5.4.3 Each Bid on any Public Works Contract must be deemed responsive by the Agency to be considered for award. A responsive Bid shall conform in all material respects to the requirements and criteria set forth in the Contract Documents and specifications.
 - 5.4.4 The Agency shall have the right to accept Alternates in any order or combination, and to determine the low Bidder on the basis of the sum of the Base Bid, plus accepted Alternates.
 - 5.4.5 The successful Bidder shall execute a formal contract, submit the required Insurance Certificate, and furnish good and sufficient bonds, unless specifically waived in the General Requirements, in accordance with the General Requirement, within twenty (20) days of official notice of contract award. The successful Bidder shall provide, at least two business days prior to contract execution, copies of the Employee Drug Testing Program for the Bidder and all listed Subcontractors. Bonds shall be for the benefit of the Agency with surety in the amount of 100% of the total contract award. Said Bonds shall be conditioned upon the faithful performance of the contract. Bonds shall remain in affect for period of one year after the date of substantial completion.
 - 5.4.6 If the successful Bidder fails to execute the required Contract, Bond and all required information, as aforesaid, within twenty (20) calendar days after the date of official Notice of the Award of the Contract, their Bid guaranty shall immediately be taken and become the property of the State for the benefit of the Agency as liquidated damages, and not as a forfeiture or as a penalty. Award will then be made to the next lowest qualified Bidder of the Work or readvertised, as the Agency may decide.
 - 5.4.7 Each bidder shall supply with its bid its taxpayer identification number (i.e., federal employer identification number or social security number) and a copy of its Delaware business license,

and should the vendor be awarded a contract, such vendor shall provide to the agency the taxpayer identification license numbers of such subcontractors. Such numbers shall be provided on the later of the date on which such subcontractor is required to be identified or the time the contract is executed. The successful Bidder shall provide to the agency to which it is contracting, within 30 days of entering into such public works contract, copies of all Delaware Business licenses of subcontractors and/or independent contractors that will perform work for such public works contract. However, if a subcontractor or independent contractor is hired or contracted more than 20 days after the Bidder entered the public works contract the Delaware Business license of such subcontractor or independent contractor shall be provided to the agency within 10 days of being contracted or hired.

- 5.4.8 The Bid Security shall be returned to the successful Bidder upon the execution of the formal contract. The Bid Securities of unsuccessful bidders shall be returned within thirty (30) calendar days after the opening of the Bids.

ARTICLE 6: POST-BID INFORMATION

6.1 CONTRACTOR'S QUALIFICATION STATEMENT

- 6.1.1 Bidders to whom award of a Contract is under consideration shall, if requested by the Agency, submit a properly executed AIA Document A305, Contractor's Qualification Statement, unless such a statement has been previously required and submitted.

6.2 BUSINESS DESIGNATION FORM

- 6.2.1 Successful bidder shall be required to accurately complete an Office of Management and Budget Business Designation Form for Subcontractors.

ARTICLE 7: PERFORMANCE BOND AND PAYMENT BOND

7.1 BOND REQUIREMENTS

- 7.1.1 The cost of furnishing the required Bonds, that are stipulated in the Bidding Documents, shall be included in the Bid.
- 7.1.2 If the Bidder is required by the Agency to secure a bond from other than the Bidder's usual sources, changes in cost will be adjusted as provide in the Contract Documents.
- 7.1.3 The Performance and Payment Bond forms used shall be the standard OMB forms (attached).

7.2 TIME OF DELIVERY AND FORM OF BONDS

- 7.2.1 The bonds shall be dated on or after the date of the Contract.
- 7.2.2 The Bidder shall require the attorney-in-fact who executes the required bonds on behalf of the surety to affix a certified and current copy of the power of attorney.

ARTICLE 8: FORM OF AGREEMENT BETWEEN AGENCY AND CONTRACTOR

- 8.1 Unless otherwise required in the Bidding Documents, the Agreement for the Work will be written on AIA Document A101, Standard Form of Agreement Between Owner and Contractor Where the Basis of Payment is a Stipulated Sum.

END OF SECTION 00 21 13

BID FORM

For Bids Due: January 9th, at 2:30 p.m.

To: Dept. of Natural Resources and Environmental Control
Division of Parks and Recreation
Office of Design and Development
89 Kings Highway, Dover DE 19901

Name of Bidder: _____

Delaware Business License No.: _____

Taxpayer ID No.: _____

(A copy of Bidder's Delaware Business License must be attached to this form.)

(Other License Nos.): _____

Phone Number: () _____

Fax Number: () _____

The undersigned, representing that he has read and understands the Bidding Documents and that this bid is made in accordance therewith, that he has visited the site and has familiarized himself with the local conditions under which the Work is to be performed, and that his bid is based upon the materials, systems and equipment described in the Bidding Documents without exception, hereby proposes and agrees to provide all labor, materials, plant, equipment, supplies, transport and other facilities required to execute the work described by the aforesaid documents for the lump sum itemized below:

\$ _____
(\$)

ALTERNATES

Alternate prices conform to applicable project specification section. Refer to specifications for a complete description of the following Alternates. An "ADD" or "DEDUCT" amount is indicated by the crossed out part that does not apply.

ALTERNATE No. 1: Wetland Construction Area B (Bid Price to be held for 120 Days)

Add/Deduct: _____
(\$)

ALLOWANCES

An allowance of \$80,000 shall be added to the Base Bid to provide materials and labor for pavement repairs to Gun Club Road.

\$ _____
(\$)

BID FORM

UNIT PRICES

Unit prices conform to applicable project specification section. Refer to the specifications for a complete description of the following Unit Prices:

	<u>ADD</u>	<u>DEDUCT</u>
UNIT PRICE No. 1: <u>Silt Fence (LF)</u>	\$ <u> </u>	\$ <u> </u>
UNIT PRICE No. 2: <u>Furnish & Install 6" Topsoil (SY)</u>	\$ <u> </u>	\$ <u> </u>
UNIT PRICE No. 3: <u>Furnish & Install Seeding & Mulching (SY)</u>	\$ <u> </u>	\$ <u> </u>

BID FORM

I/We acknowledge Addendums numbered _____ and the price(s) submitted include any cost/schedule impact they may have.

This bid shall remain valid and cannot be withdrawn for thirty (30) days from the date of opening of bids (60 days for School Districts and Department of Education), and the undersigned shall abide by the Bid Security forfeiture provisions. Bid Security is attached to this Bid.

The Owner shall have the right to reject any or all bids, and to waive any informality or irregularity in any bid received.

This bid is based upon work being accomplished by the Sub-Contractors named on the list attached to this bid.

Should I/We be awarded this contract, I/We pledge to achieve substantial completion of all the work within _____ calendar days of the Notice to Proceed.

The undersigned represents and warrants that he has complied and shall comply with all requirements of local, state, and national laws; that no legal requirement has been or shall be violated in making or accepting this bid, in awarding the contract to him or in the prosecution of the work required; that the bid is legal and firm; that he has not, directly or indirectly, entered into any agreement, participated in any collusion, or otherwise taken action in restraint of free competitive bidding.

Upon receipt of written notice of the acceptance of this Bid, the Bidder shall, within twenty (20) calendar days, execute the agreement in the required form and deliver the Contract Bonds, and Insurance Certificates, required by the Contract Documents.

I am / We are an Individual / a Partnership / a Corporation

By _____ Trading as _____
(Individual's / General Partner's / Corporate Name)

(State of Corporation)

Business Address: _____

Witness: _____ By: _____
(SEAL) (Authorized Signature)

(Title)
Date: _____

ATTACHMENTS

Sub-Contractor List
Non-Collusion Statement
Affidavit of Employee Drug Testing Program
Bid Security
(Others as Required by Project Manuals)

BID FORM

SUBCONTRACTOR LIST

In accordance with Title 29, Chapter 6962 (d)(10)b Delaware Code, the following sub-contractor listing must accompany the bid submittal. The name and address of the sub-contractor **must be listed for each category** where the bidder intends to use a sub-contractor to perform that category of work. In order to provide full disclosure and acceptance of the bid by the *Owner*, **it is required that bidders list themselves as being the sub-contractor for all categories where he/she is qualified and intends to perform such work.**

Subcontractor Category	Subcontractor	Address (City & State)	Subcontractors tax payer ID # or Delaware Business license #
1.	<hr/> <hr/>	<hr/> <hr/>	<hr/> <hr/>
2.	<hr/> <hr/>	<hr/> <hr/>	<hr/> <hr/>
3.	<hr/> <hr/>	<hr/> <hr/>	<hr/> <hr/>
4.	<hr/> <hr/>	<hr/> <hr/>	<hr/> <hr/>
5.	<hr/> <hr/>	<hr/> <hr/>	<hr/> <hr/>
6.	<hr/> <hr/>	<hr/> <hr/>	<hr/> <hr/>
7.	<hr/> <hr/>	<hr/> <hr/>	<hr/> <hr/>
8.	<hr/> <hr/>	<hr/> <hr/>	<hr/> <hr/>

BID FORM

NON-COLLUSION STATEMENT

This is to certify that the undersigned bidder has neither directly nor indirectly, entered into any agreement, participated in any collusion or otherwise taken any action in restraint of free competitive bidding in connection with this proposal submitted this date to the Office of Design and Development, Division of Parks and Recreation.

All the terms and conditions of the **Auburn Valley State Park, Wetland Construction Sites** have been thoroughly examined and are understood.

NAME OF BIDDER

AUTHORIZED REPRESENTATIVE
(TYPED):

AUTHORIZED REPRESENTATIVE
(SIGNATURE):

TITLE:

ADDRESS OF BIDDER:

E-MAIL:

PHONE NUMBER:

Sworn to and Subscribed before me this _____ day of _____ of 20
_____.

My commission expires _____.

NOTARY PUBLIC _____

THIS PAGE MUST BE SIGNED AND NOTORIZED FOR YOUR BID TO BE CONSIDERED.

**AFFIDAVIT
OF
EMPLOYEE DRUG TESTING PROGRAM**

4104 Regulations for the Drug Testing of Contractor and Subcontractor Employees Working on Large Public Works Projects requires that Contractors and Subcontractors implement a program of mandatory drug testing for Employees who work on Large Public Works Contracts funded all or in part with public funds.

We hereby certify that we have in place or will implement during the entire term of the contract a Mandatory Drug Testing Program for our employees on the jobsite, including subcontractors that complies with this regulation:

Contractor/Subcontractor Name:

Contractor/Subcontractor Address:

Authorized Representative (typed or printed):

Authorized Representative (signature):

Title:

Sworn to and Subscribed before me this _____ day of _____ 20____.

My Commission expires _____. NOTARY PUBLIC _____.

THIS PAGE MUST BE SIGNED AND NOTARIZED FOR YOUR BID TO BE CONSIDERED.

COMPLIANCE STATEMENT

This statement relates to a proposed contract with _____

(Name of borrower or grantee)

who expects to finance the contract with assistance from either the Delaware Water Pollution Control Revolving Fund or Delaware 21st Century Fund (whether by a loan, grant, loan insurance, guarantee, or other form of financial assistance). I am the undersigned bidder or prospective contractor, I represent that:

1. ☐ I have, ☐ have not, participated in a previous contract or subcontract subject to Executive Order 11246 (regarding equal employment opportunity) or a preceding similar Executive Order.
 2. If I have participated in such a contract or subcontract, ☐ I have, ☐ have not, filed all compliance reports that have been required to file in connection with the contract or subcontract.
- If the proposed contract is for \$50,000 or more and I have 50 or more employees, I also represent that:
3. ☐ I have, ☐ have not previously had contracts subject to the written affirmative action programs requirements of the Secretary of Labor.
 4. If I have participated in such a contract or subcontract, ☐ I have, ☐ have not developed and placed on file at each establishment affirmative action programs as required by the rules and regulations of the Secretary of Labor.

I understand that if I have failed to file any compliance reports that have been required of me, I am not eligible and will not be eligible to have my bid considered or to enter into the proposed contract unless and until I make an arrangement regarding such reports that is satisfactory to either the DNREC, or to the office where the reports are required to be filed.

I also certify that I do not maintain or provide for my employees any segregated facilities at any of my establishments, and that I do not permit my employees to perform their services at any location, under my control, where segregated facilities are maintained. I certify further that I will not maintain or provide for my employees any segregated facilities at any of my establishments, and that I will not permit my employees to perform their services at any location, under my control, where segregated facilities are maintained. I agree that a breach of this certification is a violation of the Equal Opportunity clause in my contract. As used in this certification, the term "segregated facilities" means any waiting rooms, work areas, restrooms and wash rooms, restaurants and other eating areas time clocks, locker rooms and other storage or dressing areas, parking lots, drinking fountains, recreation or entertainment areas, transportation, and housing facilities provided for employees which are segregated by explicit directive or are in fact segregated on the basis of race, creed, color, or national origin, because of habit, local custom, or otherwise. I further agree that (except where I have obtained identical certifications for proposed subcontractors for specific time periods) I will obtain identical certifications from proposed subcontractors prior to the award of subcontracts exceeding \$10,000 which are not exempt from the provisions of the Equal Opportunity clause; that I will retain such certifications in my files; and that I will forward the following notice to such proposed subcontractors (except where the proposed subcontractors have submitted identical certifications for specific time periods):

**NOTICE TO PROSPECTIVE SUBCONTRACTORS OF REQUIREMENTS FOR
CERTIFICATIONS OF NON-SEGREGATED FACILITIES**

A certification of Nonsegregated Facilities, as required by the May 9, 1967, order (32F.R. 7439, may 19, 1967) on Elimination of Segregated Facilities, by the Secretary of Labor, must be submitted prior to the award of a subcontract exceeding \$ 10,000 which is not exempt from the provisions of the Equal Opportunity clause. The certification may be submitted either for each subcontract or for all subcontracts during a period (i.e., quarterly, semiannually, or annually).

NOTE: The penalty for making false statements in offers is prescribed in 18 U.S.C. 1001.

(Signature)

(Date)

(Name and Title of Signer – Please Type)



OMB Control No: 2090-0030
Approved: 05/01/2008
Approval Expires: 01/31/2011

NAME OF SUBCONTRACTOR ₁		PROJECT NAME	
ADDRESS		BID/PROPOSAL NO.	
TELEPHONE NO.		E-MAIL ADDRESS	
PRIME CONTRACTOR NAME			
CONTRACT ITEM NO.	ITEM OF WORK OR DESCRIPTION OF SERVICES BID TO PRIME		PRICE OF WORK SUBMITTED TO PRIME CONTRACTOR
Currently certified as an MBE or WBE under EPA's DBE Program? _____ Yes _____ No Signature of Prime Contractor Date Print Name Title _____ _____ Signature of Subcontractor Date _____ _____ Print Name Title			

²Subcontractor is defined as a company, firm, joint venture, or individual who enters into an agreement with a contractor to provide services pursuant to an EPA award of financial assistance.



Environmental
Protection Agency

OMB Control No: 2090-0030
Approved: 05/01/2008
Approval Expires: 01/31/2011

**Disadvantaged Business Enterprise Program
DBE Subcontractor Utilization Form**

BID/PROPOSAL NO.	PROJECT NAME
NAME OF PRIME BIDDER/PROPOSER	E-MAIL ADDRESS
ADDRESS	
TELEPHONE NO.	FAX NO.

The following subcontractors¹ will be used on this project:							
COMPANY NAME, ADDRESS, PHONE NUMBER, AND E-MAIL ADDRESS	TYPE OF WORK TO BE PERFORMED	ESTIMATE D DOLLAR AMOUNT	CURRENTLY CERTIFIED AS AN MBE OR WBE?				
<p>I certify under penalty of perjury that the forgoing statements are true and correct. In the event of a replacement of a subcontractor, I will adhere to the replacement requirements set forth in 40 CFR Part 33 Section 33.302(c).</p> <table><tr><td>_____ Signature of Prime Contractor</td><td>_____ Date</td></tr><tr><td>_____ Print Name</td><td>_____ Title</td></tr></table>				_____ Signature of Prime Contractor	_____ Date	_____ Print Name	_____ Title
_____ Signature of Prime Contractor	_____ Date						
_____ Print Name	_____ Title						

¹Subcontractor is defined as a company, firm, joint venture, or individual who enters into an agreement with a contractor to provide services pursuant to an EPA award of financial assistance.

Appendix 4: Sample Construction Contract Language

ALL CONTRACTS MUST HAVE A CLAUSE REQUIRING COMPLIANCE WITH THE AIS REQUIREMENT. THIS IS AN EXAMPLE OF WHAT COULD BE INCLUDED IN ALL CONTRACTS IN PROJECTS THAT USE SRF FUNDS. EPA MAKES NO CLAIMS REGARDING THE LEGALITY OF THIS CLAUSE WITH RESPECT TO STATE OR LOCAL LAW:

The Contractor acknowledges to and for the benefit of the **DNREC- Division of Parks and Recreation** ("Purchaser") and the **State of Delaware** (the "State") that it understands the goods and services under this Agreement are being funded with monies made available by the Clean Water State Revolving Fund and/or Drinking Water State Revolving Fund that have statutory requirements commonly known as "American Iron and Steel;" that requires all of the iron and steel products used in the project to be produced in the United States ("American Iron and Steel Requirement") including iron and steel products provided by the Contractor pursuant to this Agreement. The Contractor hereby represents and warrants to and for the benefit of the Purchaser and the State that (a) the Contractor has reviewed and understands the American Iron and Steel Requirement, (b) all of the iron and steel products used in the project will be and/or have been produced in the United States in a manner that complies with the American Iron and Steel Requirement, unless a waiver of the requirement is approved, and (c) the Contractor will provide any further verified information, certification or assurance of compliance with this paragraph, or information necessary to support a waiver of the American Iron and Steel Requirement, as may be requested by the Purchaser or the State. Notwithstanding any other provision of this Agreement, any failure to comply with this paragraph by the Contractor shall permit the Purchaser or State to recover as damages against the Contractor any loss, expense, or cost (including without limitation attorney's fees) incurred by the Purchaser or State resulting from any such failure (including without limitation any impairment or loss of funding, whether in whole or in part, from the State or any damages owed to the State by the Purchaser). While the Contractor has no direct contractual privity with the State, as a lender to the Purchaser for the funding of its project, the Purchaser and the Contractor agree that the State is a third-party beneficiary and neither this paragraph (nor any other provision of this Agreement necessary to give this paragraph force or effect) shall be amended or waived without the prior written consent of the State.

Bidder Signature

Date

STATE OF DELAWARE
DEPARTMENT OF NATURAL RESOURCES AND ENVIRONMENTAL CONTROL

BID BOND

TO ACCOMPANY PROPOSAL
(Not necessary if security is used)

KNOW ALL MEN BY THESE PRESENTS That: _____
_____ of _____ in the County of _____
_____ and State of _____ as **Principal**, and _____
_____ of _____ in the County of _____
and State of _____ as **Surety**, legally authorized to do business in the State of Delaware
("State"), are held and firmly unto the **State** in the sum of _____
_____ Dollars (\$_____), or _____ percent not to exceed _____
_____ Dollars (\$_____)
of amount of bid on Contract No. _____, to be paid to the **State** for the use and
benefit of _____ (*insert State agency name*) for which payment well
and truly to be made, we do bind ourselves, our and each of our heirs, executors, administrators, and successors,
jointly and severally for and in the whole firmly by these presents.

NOW THE CONDITION OF THIS OBLIGATION IS SUCH That if the above bonded **Principal**
who has submitted to the _____ (*insert State agency name*) a
certain proposal to enter into this contract for the furnishing of certain material and/or services within the **State**,
shall be awarded this Contract, and if said **Principal** shall well and truly enter into and execute this Contract
as may be required by the terms of this Contract and approved by the _____
_____ (*insert State agency name*) this Contract to be entered into within twenty days after the date
of official notice of the award thereof in accordance with the terms of said proposal, then this obligation shall
be void or else to be and remain in full force and virtue.

Sealed with _____ seal and dated this _____ day of _____ in the year of our Lord two
thousand and _____ (20____).

SEALED, AND DELIVERED IN THE
Presence of

Name of Bidder (Organization)

Corporate
Seal

By:

Authorized Signature

Attest _____

Title

Name of Surety

Witness: _____

By:

Title

STANDARD FORM OF AGREEMENT BETWEEN OWNER AND CONTRACTOR A101-2007

The contract to be utilized on this project shall be the “Standard Form of Agreement Between Owner and Contractor” AIA Document A101-2007.

**SECTION 00 54 13 - SUPPLEMENT TO AGREEMENT BETWEEN OWNER AND CONTRACTOR
A101-2007**

The following supplements modify the “Standard Form of Agreement Between Owner and Contractor,” AIA Document A101-2007. Where a portion of the Standard Form of Agreement is modified or deleted by the following, the unaltered portions of the Standard Form of Agreement shall remain in effect.

ARTICLE 5: PAYMENTS

5.1 PROGRESS PAYMENTS

5.1.3 Delete paragraph 5.1.3 in its entirety and replace with the following:

“Provided that a valid Application for Payment is received by the Architect that meets all requirements of the Contract, payment shall be made by the Owner not later than 30 days after the Owner receives the valid Application for Payment.”

ARTICLE 6: DISPUTE RESOLUTION

6.2 BINDING DISPUTE RESOLUTION

Check Other – and add the following sentence:

"Any remedies available in law or in equity."

ARTICLE 8: MISCELLANEOUS PROVISIONS

8.2 Insert the following:

"Payments are due 30 days after receipt of a valid Application for Payment. After that 30 day period, interest may be charged at the rate of 1% per month not to exceed 12% per annum."

Delete paragraph 8.5 in its entirety and replace with the following:

“The Contractor’s representative shall not be changed without ten days written notice to the Owner.”

END OF SECTION 00 54 13

STATE OF DELAWARE
OFFICE OF MANAGEMENT AND BUDGET

PERFORMANCE BOND

Bond Number: _____

KNOW ALL PERSONS BY THESE PRESENTS, that we, _____, as principal (“**Principal**”), and _____, a _____ corporation, legally authorized to do business in the State of Delaware, as surety (“**Surety**”), are held and firmly bound unto the _____ (“**Owner**”) (*insert State agency name*), in the amount of _____ (\$_____), to be paid to **Owner**, for which payment well and truly to be made, we do bind ourselves, our and each and every of our heirs, executors, administrations, successors and assigns, jointly and severally, for and in the whole, firmly by these presents.

Sealed with our seals and dated this _____ day of _____, 20__.

NOW THE CONDITION OF THIS OBLIGATION IS SUCH, that if **Principal**, who has been awarded by **Owner** that certain contract known as Contract No. _____ dated the _____ day of _____, 20__ (the “Contract”), which Contract is incorporated herein by reference, shall well and truly provide and furnish all materials, appliances and tools and perform all the work required under and pursuant to the terms and conditions of the Contract and the Contract Documents (as defined in the Contract) or any changes or modifications thereto made as therein provided, shall make good and reimburse **Owner** sufficient funds to pay the costs of completing the Contract that **Owner** may sustain by reason of any failure or default on the part of **Principal**, and shall also indemnify and save harmless **Owner** from all costs, damages and expenses arising out of or by reason of the performance of the Contract and for as long as provided by the Contract; then this obligation shall be void, otherwise to be and remain in full force and effect.

Surety, for value received, hereby stipulates and agrees, if requested to do so by **Owner**, to fully perform and complete the work to be performed under the Contract pursuant to the terms, conditions and covenants thereof, if for any cause **Principal** fails or neglects to so fully perform and complete such work.

Surety, for value received, for itself and its successors and assigns, hereby stipulates and agrees that the obligation of **Surety** and its bond shall be in no way impaired or affected by any extension of time, modification, omission, addition or change in or to the Contract or the work to be performed thereunder, or by any payment thereunder before the time required therein, or by any waiver of any provisions thereof, or by any assignment, subletting or other transfer thereof or of any work to be performed or any monies due or to become due thereunder; and **Surety** hereby waives notice of any and all such extensions, modifications, omissions, additions, changes, payments, waivers, assignments, subcontracts and transfers and hereby expressly stipulates and agrees that any and all things done and omitted to be done by and in relation to assignees, subcontractors, and other

transferees shall have the same effect as to **Surety** as though done or omitted to be done by or in relation to **Principal**.

Surety hereby stipulates and agrees that no modifications, omissions or additions in or to the terms of the Contract shall in any way whatsoever affect the obligation of **Surety** and its bond.

Any proceeding, legal or equitable, under this Bond may be brought in any court of competent jurisdiction in the State of Delaware. Notices to **Surety** or Contractor may be mailed or delivered to them at their respective addresses shown below.

IN WITNESS WHEREOF, **Principal** and **Surety** have hereunto set their hand and seals, and such of them as are corporations have caused their corporate seal to be hereto affixed and these presents to be signed by their duly authorized officers, the day and year first above written.

PRINCIPAL

Name: _____

Witness or Attest: Address: _____

Name:

(Corporate Seal)

By: _____ (SEAL)

Name:

Title:

SURETY

Name: _____

Witness or Attest: Address: _____

Name:

(Corporate Seal)

By: _____ (SEAL)

Name:

Title:

STATE OF DELAWARE
OFFICE OF MANAGEMENT AND BUDGET

PAYMENT BOND

Bond Number: _____

KNOW ALL PERSONS BY THESE PRESENTS, that we, _____, as principal (“**Principal**”), and _____, a _____ corporation, legally authorized to do business in the State of Delaware, as surety (“**Surety**”), are held and firmly bound unto the _____ (“**Owner**”) (*insert State agency name*), in the amount of _____ (\$_____), to be paid to **Owner**, for which payment well and truly to be made, we do bind ourselves, our and each and every of our heirs, executors, administrations, successors and assigns, jointly and severally, for and in the whole firmly by these presents.

Sealed with our seals and dated this _____ day of _____, 20__.

NOW THE CONDITION OF THIS OBLIGATION IS SUCH, that if **Principal**, who has been awarded by **Owner** that certain contract known as Contract No. _____ dated the _____ day of _____, 20__ (the “Contract”), which Contract is incorporated herein by reference, shall well and truly pay all and every person furnishing materials or performing labor or service in and about the performance of the work under the Contract, all and every sums of money due him, her, them or any of them, for all such materials, labor and service for which **Principal** is liable, shall make good and reimburse **Owner** sufficient funds to pay such costs in the completion of the Contract as **Owner** may sustain by reason of any failure or default on the part of **Principal**, and shall also indemnify and save harmless **Owner** from all costs, damages and expenses arising out of or by reason of the performance of the Contract and for as long as provided by the Contract; then this obligation shall be void, otherwise to be and remain in full force and effect.

Surety, for value received, for itself and its successors and assigns, hereby stipulates and agrees that the obligation of **Surety** and its bond shall be in no way impaired or affected by any extension of time, modification, omission, addition or change in or to the Contract or the work to be performed thereunder, or by any payment thereunder before the time required therein, or by any waiver of any provisions thereof, or by any assignment, subletting or other transfer thereof or of any work to be performed or any monies due or to become due thereunder; and **Surety** hereby waives notice of any and all such extensions, modifications, omissions, additions, changes, payments, waivers, assignments, subcontracts and transfers and hereby expressly stipulates and agrees that any and all things done and omitted to be done by and in relation to assignees, subcontractors, and other transferees shall have the same effect as to **Surety** as though done or omitted to be done by or in relation to **Principal**.

Surety hereby stipulates and agrees that no modifications, omission or additions in or to the terms of the Contract shall in any way whatsoever affect the obligation of **Surety** and its bond.

Any proceeding, legal or equitable, under this Bond may be brought in any court of competent jurisdiction in the State of Delaware. Notices to **Surety** or Contractor may be mailed or delivered to them at their respective addresses shown below.

IN WITNESS WHEREOF, **Principal** and **Surety** have hereunto set their hand and seals, and such of them as are corporations have caused their corporate seal to be hereto affixed and these presents to be signed by their duly authorized officers, the day and year first above written.

PRINCIPAL

Name: _____

Witness or Attest: Address: _____

Name:

(Corporate Seal)

By: _____(SEAL)
Name:
Title:

SURETY

Name: _____

Witness or Attest: Address: _____

Name:

(Corporate Seal)

By: _____(SEAL)
Name:
Title:

STATE OF DELAWARE
OFFICE OF MANAGEMENT AND BUDGET

MAINTENANCE BOND

Bond Number: _____

KNOW ALL PERSONS BY THESE PRESENTS, that we, _____, as principal (“**Principal**”), and _____, a _____ corporation, legally authorized to do business in the State of Delaware, as surety (“**Surety**”), are held and firmly bound unto the _____ (“**Owner**”) (*insert State agency name*), in the amount of _____ (\$ _____), to be paid to **Owner**, for which payment well and truly to be made, we do bind ourselves, our and each and every of our heirs, executors, administrations, successors and assigns, jointly and severally, for and in the whole, firmly by these presents.

Sealed with our seals and dated this _____ day of _____, 20__.

NOW THE CONDITION OF THIS OBLIGATION IS SUCH, that if **Principal**, who has been awarded by **Owner** that certain contract known as Contract No. _____ dated the _____ day of _____, 20__ (the “Contract”), which Contract is incorporated herein by reference, shall well and truly perform all the required maintenance for all portions of the Work under and pursuant to the terms and conditions of the Contract and the Contract Documents (as defined in the Contract) or any changes or modifications thereto made as therein provided, shall make good and reimburse **Owner** sufficient funds to pay the costs of completing the Contract that **Owner** may sustain by reason of any failure or default on the part of **Principal**, and shall also indemnify and save harmless **Owner** from all costs, damages and expenses arising out of or by reason of the performance of the Contract and for as long as provided by the Contract; then this obligation shall be void, otherwise to be and remain in full force and effect.

Surety, for value received, hereby stipulates and agrees, if requested to do so by **Owner**, to fully perform and complete the work to be performed under the Contract pursuant to the terms, conditions and covenants thereof, if for any cause **Principal** fails or neglects to so fully perform and complete such work and maintenance.

Surety, for value received, for itself and its successors and assigns, hereby stipulates and agrees that the obligation of **Surety** and its bond shall be in no way impaired or affected by any extension of time, modification, omission, addition or change in or to the Contract or the work to be performed thereunder, or by any payment thereunder before the time required therein, or by any waiver of any provisions thereof, or by any assignment, subletting or other transfer thereof or of any work to be performed or any monies due or to become due thereunder; and **Surety** hereby waives notice of any and all such extensions, modifications, omissions, additions, changes, payments, waivers, assignments, subcontracts and transfers and hereby expressly stipulates and agrees that any and all things done and omitted to be done by and in relation to assignees, subcontractors, and other

transferees shall have the same effect as to **Surety** as though done or omitted to be done by or in relation to **Principal**.

Surety hereby stipulates and agrees that no modifications, omissions or additions in or to the terms of the Contract shall in any way whatsoever affect the obligation of **Surety** and its bond.

Any proceeding, legal or equitable, under this Bond may be brought in any court of competent jurisdiction in the State of Delaware. Notices to **Surety** or Contractor may be mailed or delivered to them at their respective addresses shown below.

IN WITNESS WHEREOF, **Principal** and **Surety** have hereunto set their hand and seals, and such of them as are corporations have caused their corporate seal to be hereto affixed and these presents to be signed by their duly authorized officers, the day and year first above written.

PRINCIPAL

Name: _____

Witness or Attest: Address: _____

Name:

(Corporate Seal)

By: _____ (SEAL)

Name:

Title:

SURETY

Name: _____

Witness or Attest: Address: _____

Name:

(Corporate Seal)

By: _____ (SEAL)

Name:

Title:

Application and Certificate for Payment

TO OWNER:		PROJECT: BHH	APPLICATION NO: 001	Distribution to:
			PERIOD TO:	<input type="checkbox"/> OWNER: <input type="checkbox"/>
FROM	VIA	ARCHITECT:	CONTRACT FOR: General Construction	<input type="checkbox"/> ARCHITECT: <input type="checkbox"/>
CONTRACTOR:			CONTRACT DATE:	<input type="checkbox"/> CONTRACTOR: <input type="checkbox"/>
			PROJECT NOS: / /	<input type="checkbox"/> FIELD: <input type="checkbox"/>
				<input type="checkbox"/> OTHER: <input type="checkbox"/>

Bernardon Haber Holloway Architects
 PC
 Three Mill Road, Suite 211
 Wilmington, Delaware 19806

CONTRACTOR'S APPLICATION FOR PAYMENT

Application is made for payment, as shown below, in connection with the Contract Continuation Sheet, AIA Document G703, is attached.

1. ORIGINAL CONTRACT SUM \$ 0.00
2. Net change by Change Orders \$ 0.00
3. CONTRACT SUM TO DATE (Line 1 + 2) \$ 0.00
4. TOTAL COMPLETED & STORED TO DATE (Column G on G703) \$ 0.00

5. RETAINAGE:

- a. 0 % of Completed Work
(Column D + E on G703) \$ 0.00
 - b. 0 % of Stored Material
(Column F on G703) \$ 0.00
- Total Retainage (Lines 5a + 5b or Total in Column I of G703) \$ 0.00

6. TOTAL EARNED LESS RETAINAGE \$ 0.00

(Line 4 Less Line 5 Total)

7. LESS PREVIOUS CERTIFICATES FOR PAYMENT \$ 0.00

(Line 6 from prior Certificate)

8. CURRENT PAYMENT DUE \$ 0.00

9. BALANCE TO FINISH, INCLUDING RETAINAGE

(Line 3 less Line 6)

CHANGE ORDER SUMMARY	ADDITIONS	DEDUCTIONS
Total changes approved in previous months by Owner	\$ 0.00	\$ 0.00
Total approved this Month	\$ 0.00	\$ 0.00
TOTALS	\$ 0.00	\$ 0.00
NET CHANGES by Change Order	\$	0.00

The undersigned Contractor certifies that to the best of the Contractor's knowledge, information and belief the Work covered by this Application for Payment has been completed in accordance with the Contract Documents, that all amounts have been paid by the Contractor for Work for which previous Certificates for Payment were issued and payments received from the Owner, and that current payment shown herein is now due.

CONTRACTOR:

By: _____

State of: _____

County of: _____

Subscribed and sworn to before
me this _____ day of _____

Notary Public:

My Commission expires: _____

ARCHITECT'S CERTIFICATE FOR PAYMENT

In accordance with the Contract Documents, based on on-site observations and the data comprising this application, the Architect certifies to the Owner that to the best of the Architect's knowledge, information and belief the Work has progressed as indicated, the quality of the Work is in accordance with the Contract Documents, and the Contractor is entitled to payment of the AMOUNT CERTIFIED.

AMOUNT CERTIFIED \$ 0.00

(Attach explanation if amount certified differs from the amount applied. Initial all figures on this Application and on the Continuation Sheet that are changed to conform with the amount certified.)

ARCHITECT:

By: _____

Date: _____

This Certificate is not negotiable. The AMOUNT CERTIFIED is payable only to the Contractor named herein. Issuance, payment and acceptance of payment are without prejudice to any rights of the Owner or Contractor under this Contract

AIA[®] Document G703[™] – 1992

Continuation Sheet

AIA Document G702, APPLICATION AND CERTIFICATION FOR PAYMENT, containing Contractor's signed certification is attached.

In tabulations below, amounts are stated to the nearest dollar.

Use Column I on Contracts where variable retainage for line items may apply.

APPLICATION NO: 001

APPLICATION DATE:

PERIOD TO:

ARCHITECT'S PROJECT NO:

A ITEM NO.	B DESCRIPTION OF WORK	C SCHEDULED VALUE	D WORK COMPLETED		E THIS PERIOD	F MATERIALS PRESENTLY STORED (NOT IN D OR E)	G TOTAL COMPLETED AND STORED TO DATE (D+E+F)	H BALANCE TO FINISH (C - G)	I RETAINAGE (IF VARIABLE RATE)
			FROM PREVIOUS APPLICATION (D + E)	THIS PERIOD					
		\$ 0.00	\$ 0.00		\$ 0.00	\$ 0.00	\$ 0.00	\$ 0.00	\$ 0.00
	GRAND TOTAL								

SECTION 00 62 77 - BUY AMERICA

PART 1 – GENERAL

1.1 Requirements in the Federal-aid Highway Program

A. By signing and submitting this proposal, the bidder certifies that:

1. In accordance with 23 U.S.C, 313 and 23 CFR 635.410, all iron and steel materials permanently incorporated into this project will be produced in the United States and that all manufacturing processes involving these materials will occur in the U.S, except that a minimal amount of foreign steel or iron materials may be used, provided the cost of the foreign materials does not exceed 0.1 percent of the total Contract cost or \$2,500.00, whichever is greater. If such minimal amount of foreign steel is used, the Contractor shall maintain a record of the costs to ensure that the allowable limit is not exceeded. This documentation shall be presented to the Department upon request.
2. At the Department's request, I/we will provide manufacturer's/supplier's documentation verifying domestic origin as defined in the Specifications. All Materials accepted on the basis of such Certificate of Compliance may be sampled by the Department and tested at any time. Use of Material on the basis of Certificate of Compliance shall not relieve the Contractor of responsibility for incorporating Material in the Project conforming to the requirements of the Contract. Any Material not conforming to such requirements will be subject to rejection whether in place or not. The Department reserves the right to refuse to permit the use of Material on the basis of Certificate of Compliance.

PART 1 - PRODUCTS (Not Used)

PART 2 - EXECUTION (Not Used)

END OF SECTION 00 62 77



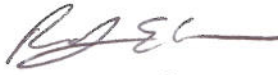
UNITED STATES ENVIRONMENTAL PROTECTION AGENCY
WASHINGTON, D.C. 20460


MAR 20 2014

OFFICE OF WATER

MEMORANDUM

SUBJECT: Implementation of American Iron and Steel provisions of P.L. 113-76,
Consolidated Appropriations Act, 2014

FROM: For Andrew D. Sawyers, Director 
Office of Wastewater Management (4201M)

Peter C. Grevatt, Director 
Office of Ground Water and Drinking Water (4601M)

TO: Water Management Division Directors
Regions I - X

P.L. 113-76, Consolidated Appropriations Act, 2014 (Act), includes an "American Iron and Steel (AIS)" requirement in section 436 that requires Clean Water State Revolving Loan Fund (CWSRF) and Drinking Water State Revolving Loan Fund (DWSRF) assistance recipients to use iron and steel products that are produced in the United States for projects for the construction, alteration, maintenance, or repair of a public water system or treatment works if the project is funded through an assistance agreement executed beginning January 17, 2014 (enactment of the Act), through the end of Federal Fiscal Year 2014.

Section 436 also sets forth certain circumstances under which EPA may waive the AIS requirement. Furthermore, the Act specifically exempts projects where engineering plans and specifications were approved by a State agency prior to January 17, 2014.

The approach described below explains how EPA will implement the AIS requirement. The first section is in the form of questions and answers that address the types of projects that must comply with the AIS requirement, the types of products covered by the AIS requirement, and compliance. The second section is a step-by-step process for requesting waivers and the circumstances under which waivers may be granted.

Implementation

The Act states:

Sec. 436. (a)(1) None of the funds made available by a State water pollution control revolving fund as authorized by title VI of the Federal Water Pollution Control Act (33 U.S.C. 1381 et seq.) or made available by a drinking water treatment revolving loan fund as authorized by section 1452 of the Safe Drinking Water Act (42 U.S.C. 300j-12) shall be used for a project for the construction, alteration, maintenance, or repair of a public water system or treatment works unless all of the iron and steel products used in the project are produced in the United States.

(2) In this section, the term “iron and steel products” means the following products made primarily of iron or steel: lined or unlined pipes and fittings, manhole covers and other municipal castings, hydrants, tanks, flanges, pipe clamps and restraints, valves, structural steel, reinforced precast concrete, and construction materials.

(b) Subsection (a) shall not apply in any case or category of cases in which the Administrator of the Environmental Protection Agency (in this section referred to as the “Administrator”) finds that—

(1) applying subsection (a) would be inconsistent with the public interest;

(2) iron and steel products are not produced in the United States in sufficient and reasonably available quantities and of a satisfactory quality; or

(3) inclusion of iron and steel products produced in the United States will increase the cost of the overall project by more than 25 percent.

(c) If the Administrator receives a request for a waiver under this section, the Administrator shall make available to the public on an informal basis a copy of the request and information available to the Administrator concerning the request, and shall allow for informal public input on the request for at least 15 days prior to making a finding based on the request. The Administrator shall make the request and accompanying information available by electronic means, including on the official public Internet Web site of the Environmental Protection Agency.

(d) This section shall be applied in a manner consistent with United States obligations under international agreements.

(e) The Administrator may retain up to 0.25 percent of the funds appropriated in this Act for the Clean and Drinking Water State Revolving Funds for carrying out

the provisions described in subsection (a)(1) for management and oversight of the requirements of this section.

(f) This section does not apply with respect to a project if a State agency approves the engineering plans and specifications for the project, in that agency's capacity to approve such plans and specifications prior to a project requesting bids, prior to the date of the enactment of this Act.

The following questions and answers provide guidance for implementing and complying with the AIS requirements:

Project Coverage

1) What classes of projects are covered by the AIS requirement?

All treatment works projects funded by a CWSRF assistance agreement, and all public water system projects funded by a DWSRF assistance agreement, from the date of enactment through the end of Federal Fiscal Year 2014, are covered. The AIS requirements apply to the entirety of the project, no matter when construction begins or ends. Additionally, the AIS requirements apply to all parts of the project, no matter the source of funding.

2) Does the AIS requirement apply to nonpoint source projects or national estuary projects?

No. Congress did not include an AIS requirement for nonpoint source and national estuary projects unless the project can also be classified as a 'treatment works' as defined by section 212 of the Clean Water Act.

3) Are any projects for the construction, alteration, maintenance, or repair of a public water system or treatment works excluded from the AIS requirement?

Any project, whether a treatment works project or a public water system project, for which engineering plans and specifications were approved by the responsible state agency prior to January 17, 2014, is excluded from the AIS requirements.

4) What if the project does not have approved engineering plans and specifications but has signed an assistance agreement with a CWSRF or DWSRF program prior to January 17, 2014?

The AIS requirements do not apply to any project for which an assistance agreement was signed prior to January 17, 2014.

5) What if the project does not have approved engineering plans and specifications, but bids were advertised prior to January 17, 2014 and an assistance agreement was signed after January 17, 2014?

If the project does not require approved engineering plans and specifications, the bid advertisement date will count in lieu of the approval date for purposes of the exemption in section 436(f).

6) What if the assistance agreement that was signed prior to January 17, 2014, only funded a part of the overall project, where the remainder of the project will be funded later with another SRF loan?

If the original assistance agreement funded any construction of the project, the date of the original assistance agreement counts for purposes of the exemption. If the original assistance agreement was only for planning and design, the date of that assistance agreement will count for purposes of the exemption only if there is a written commitment or expectation on the part of the assistance recipient to fund the remainder of the project with SRF funds.

7) What if the assistance agreement that was signed prior to January 17, 2014, funded the first phase of a multi-phase project, where the remaining phases will be funded by SRF assistance in the future?

In such a case, the phases of the project will be considered a single project if all construction necessary to complete the building or work, regardless of the number of contracts or assistance agreements involved, are closely related in purpose, time and place. However, there are many situations in which major construction activities are clearly undertaken in phases that are distinct in purpose, time, or place. In the case of distinct phases, projects with engineering plans and specifications approval or assistance agreements signed prior to January 17, 2014 would be excluded from AIS requirements while those approved/signed on January 17, 2014, or later would be covered by the AIS requirements.

8) What if a project has split funding from a non-SRF source?

Many States intend to fund projects with “split” funding, from the SRF program and from State or other programs. Based on the Act language in section 436, which requires that American iron and steel products be used in any project for the construction, alteration, maintenance, or repair of a public water system or treatment works receiving SRF funding between and including January 17, 2014 and September 30, 2014, any project that is funded in whole or in part with such funds must comply with the AIS requirement. A “project” consists of all construction necessary to complete the building or work regardless of the number of contracts or assistance agreements involved so long as all contracts and assistance agreements awarded are closely related in purpose, time and place. This precludes the intentional splitting of SRF projects into separate and smaller contracts or assistance agreements to avoid AIS coverage on some portion of a larger

project, particularly where the activities are integrally and proximately related to the whole. However, there are many situations in which major construction activities are clearly undertaken in separate phases that are distinct in purpose, time, or place, in which case, separate contracts or assistance agreement for SRF and State or other funding would carry separate requirements.

9) What about refinancing?

If a project began construction, financed from a non-SRF source, prior to January 17, 2014, but is refinanced through an SRF assistance agreement executed on or after January 17, 2014 and prior to October 1, 2014, AIS requirements will apply to all construction that occurs on or after January 17, 2014, through completion of construction, unless, as is likely, engineering plans and specifications were approved by a responsible state agency prior to January 17, 2014. There is no retroactive application of the AIS requirements where a refinancing occurs for a project that has completed construction prior to January 17, 2014.

10) Do the AIS requirements apply to any other EPA programs, besides the SRF program, such as the Tribal Set-aside grants or grants to the Territories and DC?

No, the AIS requirement only applies to funds made available by a State water pollution control revolving fund as authorized by title VI of the Federal Water Pollution Control Act (33 U.S.C. 1381 et seq.) or made available by a drinking water treatment revolving loan fund as authorized by section 1452 of the Safe Drinking Water Act (42 U.S.C. 300j-12)

Covered Iron and Steel Products

11) What is an iron or steel product?

For purposes of the CWSRF and DWSRF projects that must comply with the AIS requirement, an iron or steel product is one of the following made primarily of iron or steel that is permanently incorporated into the public water system or treatment works:

- Lined or unlined pipes or fittings;
- Manhole Covers;
- Municipal Castings (defined in more detail below);
- Hydrants;
- Tanks;
- Flanges;
- Pipe clamps and restraints;
- Valves;
- Structural steel (defined in more detail below);
- Reinforced precast concrete; and
- Construction materials (defined in more detail below).

12) What does the term ‘primarily iron or steel’ mean?

‘Primarily iron or steel’ places constraints on the list of products above. For one of the listed products to be considered subject to the AIS requirements, it must be made of greater than 50% iron or steel, measured by cost. The cost should be based on the material costs.

13) Can you provide an example of how to perform a cost determination?

For example, the iron portion of a fire hydrant would likely be the bonnet, body and shoe, and the cost then would include the pouring and casting to create those components. The other material costs would include non-iron and steel internal workings of the fire hydrant (i.e., stem, coupling, valve, seals, etc). However, the assembly of the internal workings into the hydrant body would not be included in this cost calculation. If one of the listed products is not made primarily of iron or steel, United States (US) provenance is not required. An exception to this definition is reinforced precast concrete, which is addressed in a later question.

14) If a product is composed of more than 50% iron or steel, but is not listed in the above list of items, must the item be produced in the US? Alternatively, must the iron or steel in such a product be produced in the US?

The answer to both question is no. Only items on the above list must be produced in the US. Additionally, the iron or steel in a non-listed item can be sourced from outside the US.

15) What is the definition of steel?

Steel means an alloy that includes at least 50 percent iron, between .02 and 2 percent carbon, and may include other elements. Metallic elements such as chromium, nickel, molybdenum, manganese, and silicon may be added during the melting of steel for the purpose of enhancing properties such as corrosion resistance, hardness, or strength. The definition of steel covers carbon steel, alloy steel, stainless steel, tool steel and other specialty steels.

16) What does ‘produced in the United States’ mean?

Production in the United States of the iron or steel products used in the project requires that all manufacturing processes, including application of coatings, must take place in the United States, with the exception of metallurgical processes involving refinement of steel additives. All manufacturing processes includes processes such as melting, refining, forming, rolling, drawing, finishing, fabricating and coating. Further, if a domestic iron and steel product is taken out of the US for any part of the manufacturing process, it becomes foreign source material. However, raw materials such as iron ore, limestone and iron and steel scrap are not covered by the AIS requirement, and the

material(s), if any, being applied as a coating are similarly not covered. Non-iron or steel components of an iron and steel product may come from non-US sources. For example, for products such as valves and hydrants, the individual non-iron and steel components do not have to be of domestic origin.

17) Are the raw materials used in the production of iron or steel required to come from US sources?

No. Raw materials, such as iron ore, limestone, scrap iron, and scrap steel, can come from non-US sources.

18) If an above listed item is primarily made of iron or steel, but is only at the construction site temporarily, must such an item be produced in the US?

No. Only the above listed products made primarily of iron or steel, permanently incorporated into the project must be produced in the US. For example trench boxes, scaffolding or equipment, which are removed from the project site upon completion of the project, are not required to be made of U.S. Iron or Steel.

19) What is the definition of ‘municipal castings’?

Municipal castings are cast iron or steel infrastructure products that are melted and cast. They typically provide access, protection, or housing for components incorporated into utility owned drinking water, storm water, wastewater, and surface infrastructure. They are typically made of grey or ductile iron, or steel. Examples of municipal castings are:

- Access Hatches;
- Ballast Screen;
- Benches (Iron or Steel);
- Bollards;
- Cast Bases;
- Cast Iron Hinged Hatches, Square and Rectangular;
- Cast Iron Riser Rings;
- Catch Basin Inlet;
- Cleanout/Monument Boxes;
- Construction Covers and Frames;
- Curb and Corner Guards;
- Curb Openings;
- Detectable Warning Plates;
- Downspout Shoes (Boot, Inlet);
- Drainage Grates, Frames and Curb Inlets;
- Inlets;
- Junction Boxes;
- Lampposts;
- Manhole Covers, Rings and Frames, Risers;

Meter Boxes;
Service Boxes;
Steel Hinged Hatches, Square and Rectangular;
Steel Riser Rings;
Trash receptacles;
Tree Grates;
Tree Guards;
Trench Grates; and
Valve Boxes, Covers and Risers.

20) What is ‘structural steel’?

Structural steel is rolled flanged shapes, having at least one dimension of their cross-section three inches or greater, which are used in the construction of bridges, buildings, ships, railroad rolling stock, and for numerous other constructional purposes. Such shapes are designated as wide-flange shapes, standard I-beams, channels, angles, tees and zees. Other shapes include H-piles, sheet piling, tie plates, cross ties, and those for other special purposes.

21) What is a ‘construction material’ for purposes of the AIS requirement?

Construction materials are those articles, materials, or supplies made primarily of iron and steel, that are permanently incorporated into the project, not including mechanical and/or electrical components, equipment and systems. Some of these products may overlap with what is also considered “structural steel”. This includes, but is not limited to, the following products: wire rod, bar, angles, concrete reinforcing bar, wire, wire cloth, wire rope and cables, tubing, framing, joists, trusses, fasteners (i.e., nuts and bolts), welding rods, decking, grating, railings, stairs, access ramps, fire escapes, ladders, wall panels, dome structures, roofing, ductwork, surface drains, cable hanging systems, manhole steps, fencing and fence tubing, guardrails, doors, and stationary screens.

22) What is not considered a ‘construction material’ for purposes of the AIS requirement?

Mechanical and electrical components, equipment and systems are not considered construction materials. Mechanical equipment is typically that which has motorized parts and/or is powered by a motor. Electrical equipment is typically any machine powered by electricity and includes components that are part of the electrical distribution system.

The following examples (including their appurtenances necessary for their intended use and operation) are NOT considered construction materials: pumps, motors, gear reducers, drives (including variable frequency drives (VFDs)), electric/pneumatic/manual accessories used to operate valves (such as electric valve actuators), mixers, gates, motorized screens (such as traveling screens), blowers/aeration equipment, compressors, meters, sensors, controls and switches, supervisory control and

data acquisition (SCADA), membrane bioreactor systems, membrane filtration systems, filters, clarifiers and clarifier mechanisms, rakes, grinders, disinfection systems, presses (including belt presses), conveyors, cranes, HVAC (excluding ductwork), water heaters, heat exchangers, generators, cabinetry and housings (such as electrical boxes/enclosures), lighting fixtures, electrical conduit, emergency life systems, metal office furniture, shelving, laboratory equipment, analytical instrumentation, and dewatering equipment.

23) If the iron or steel is produced in the US, may other steps in the manufacturing process take place outside of the US, such as assembly?

No. Production in the US of the iron or steel used in a listed product requires that all manufacturing processes must take place in the United States, except metallurgical processes involving refinement of steel additives.

24) What processes must occur in the US to be compliant with the AIS requirement for reinforced precast concrete?

While reinforced precast concrete may not be at least 50% iron or steel, in this particular case, the reinforcing bar and wire must be produced in the US and meet the same standards as for any other iron or steel product. Additionally, the casting of the concrete product must take place in the US. The cement and other raw materials used in concrete production are not required to be of domestic origin.

If the reinforced concrete is cast at the construction site, the reinforcing bar and wire are considered to be a construction material and must be produced in the US.

Compliance

25) How should an assistance recipient document compliance with the AIS requirement?

In order to ensure compliance with the AIS requirement, specific AIS contract language must be included in each contract, starting with the assistance agreement, all the way down to the purchase agreements. Sample language for assistance agreements and contracts can be found in Appendix 3 and 4.

EPA recommends the use of a step certification process, similar to one used by the Federal Highway Administration. The step certification process is a method to ensure that producers adhere to the AIS requirement and assistance recipients can verify that products comply with the AIS requirement. The process also establishes accountability and better enables States to take enforcement actions against violators.

Step certification creates a paper trail which documents the location of the manufacturing process involved with the production of steel and iron materials. A step certification is a process under which each handler (supplier, fabricator, manufacturer,

processor, etc) of the iron and steel products certifies that their step in the process was domestically performed. Each time a step in the manufacturing process takes place, the manufacturer delivers its work along with a certification of its origin. A certification can be quite simple. Typically, it includes the name of the manufacturer, the location of the manufacturing facility where the product or process took place (not its headquarters), a description of the product or item being delivered, and a signature by a manufacturer's responsible party. Attached, as Appendix 5, are sample certifications. These certifications should be collected and maintained by assistance recipients.

Alternatively, the final manufacturer that delivers the iron or steel product to the worksite, vendor, or contractor, may provide a certification asserting that all manufacturing processes occurred in the US. While this type of certification may be acceptable, it may not provide the same degree of assurance. Additional documentation may be needed if the certification is lacking important information. Step certification is the best practice.

26) How should a State ensure assistance recipients are complying with the AIS requirement?

In order to ensure compliance with the AIS requirement, States SRF programs must include specific AIS contract language in the assistance agreement. Sample language for assistance agreements can be found in Appendix 3.

States should also, as a best practice, conduct site visits of projects during construction and review documentation demonstrating proof of compliance which the assistance recipient has gathered.

27) What happens if a State or EPA finds a non-compliant iron and/or steel product permanently incorporated in the project?

If a potentially non-compliant product is identified, the State should notify the assistance recipient of the apparent unauthorized use of the non-domestic component, including a proposed corrective action, and should be given the opportunity to reply. If unauthorized use is confirmed, the State can take one or more of the following actions: request a waiver where appropriate; require the removal of the non-domestic item; or withhold payment for all or part of the project. Only EPA can issue waivers to authorize the use of a non-domestic item. EPA may use remedies available to it under the Clean Water Act, the Safe Drinking Water Act, and 40 CFR part 31 grant regulations, in the event of a violation of a grant term and condition.

It is recommended that the State work collaboratively with EPA to determine the appropriate corrective action, especially in cases where the State is the one who identifies the item in noncompliance or there is a disagreement with the assistance recipient.

If fraud, waste, abuse, or any violation of the law is suspected, the Office of Inspector General (OIG) should be contacted immediately. The OIG can be reached at 1-

888-546-8740 or OIG_Hotline@epa.gov. More information can be found at this website: <http://www.epa.gov/oig/hotline.htm>.

28) How do international trade agreements affect the implementation of the AIS requirements?

The AIS provision applies in a manner consistent with United States obligations under international agreements. Typically, these obligations only apply to direct procurement by the entities that are signatories to such agreements. In general, SRF assistance recipients are not signatories to such agreements, so these agreements have no impact on this AIS provision. In the few instances where such an agreement applies to a municipality, that municipality is under the obligation to determine its applicability and requirements and document the actions taken to comply for the State.

Waiver Process

The statute permits EPA to issue waivers for a case or category of cases where EPA finds (1) that applying these requirements would be inconsistent with the public interest; (2) iron and steel products are not produced in the US in sufficient and reasonably available quantities and of a satisfactory quality; or (3) inclusion of iron and steel products produced in the US will increase the cost of the overall project by more than 25 percent.

In order to implement the AIS requirements, EPA has developed an approach to allow for effective and efficient implementation of the waiver process to allow projects to proceed in a timely manner. The framework described below will allow States, on behalf of the assistance recipients, to apply for waivers of the AIS requirement directly to EPA Headquarters. Only waiver requests received from states will be considered. Pursuant to the Act, EPA has the responsibility to make findings as to the issuance of waivers to the AIS requirements.

Definitions

The following terms are critical to the interpretation and implementation of the AIS requirements and apply to the process described in this memorandum:

Reasonably Available Quantity: The quantity of iron or steel products is available or will be available at the time needed and place needed, and in the proper form or specification as specified in the project plans and design.

Satisfactory Quality: The quality of iron or steel products, as specified in the project plans and designs.

Assistance Recipient: A borrower or grantee that receives funding from a State CWSRF or DWSRF program.

Step-By-Step Waiver Process

Application by Assistance Recipient

Each local entity that receives SRF water infrastructure financial assistance is required by section 436 of the Act to use American made iron and steel products in the construction of its project. However, the recipient may request a waiver. Until a waiver is granted by EPA, the AIS requirement stands, except as noted above with respect to municipalities covered by international agreements.

The waiver process begins with the SRF assistance recipient. In order to fulfill the AIS requirement, the assistance recipient must in good faith design the project (where applicable) and solicit bids for construction with American made iron and steel products. It is essential that the assistance recipient include the AIS terms in any request for proposals or solicitations for bids, and in all contracts (see Appendix 3 for sample construction contract language). The assistance recipient may receive a waiver at any point before, during, or after the bid process, if one or more of three conditions is met:

1. Applying the American Iron and Steel requirements of the Act would be inconsistent with the public interest;
2. Iron and steel products are not produced in the United States in sufficient and reasonably available quantities and of a satisfactory quality; or
3. Inclusion of iron and steel products produced in the United States will increase the cost of the overall project by more than 25 percent.

Proper and sufficient documentation must be provided by the assistance recipient. A checklist detailing the types of information required for a waiver to be processed is attached as Appendix 1.

Additionally, it is strongly encouraged that assistance recipients hold pre-bid conferences with potential bidders. A pre-bid conference can help to identify iron and steel products needed to complete the project as described in the plans and specifications that may not be available from domestic sources. It may also identify the need to seek a waiver prior to bid, and can help inform the recipient on compliance options.

In order to apply for a project waiver, the assistance recipient should email the request in the form of a Word document (.doc) to the State SRF program. It is strongly recommended that the State designate a single person for all AIS communications. The State SRF designee will review the application for the waiver and determine whether the necessary information has been included. Once the waiver application is complete, the State designee will forward the application to either of two email addresses. For CWSRF waiver requests, please send the application to: cwsrfwaiver@epa.gov. For DWSRF waiver requests, please send the application to: dwsrfwaiver@epa.gov.

Evaluation by EPA

After receiving an application for waiver of the AIS requirements, EPA Headquarters will publish the request on its website for 15 days and receive informal comment. EPA Headquarters will then use the checklist in Appendix 2 to determine whether the application properly and adequately documents and justifies the statutory basis cited for the waiver – that it is quantitatively and qualitatively sufficient – and to determine whether or not to grant the waiver.

In the event that EPA finds that adequate documentation and justification has been submitted, the Administrator may grant a waiver to the assistance recipient. EPA will notify the State designee that a waiver request has been approved or denied as soon as such a decision has been made. Granting such a waiver is a three-step process:

1. Posting – After receiving an application for a waiver, EPA is required to publish the application and all material submitted with the application on EPA's website for 15 days. During that period, the public will have the opportunity to review the request and provide informal comment to EPA. The website can be found at: http://water.epa.gov/grants_funding/aisrequirement.cfm
2. Evaluation – After receiving an application for waiver of the AIS requirements, EPA Headquarters will use the checklist in Appendix 2 to determine whether the application properly and adequately documents and justifies the statutory basis cited for the waiver – that it is quantitatively and qualitatively sufficient – and to determine whether or not to grant the waiver.
3. Signature of waiver approval by the Administrator or another agency official with delegated authority – As soon as the waiver is signed and dated, EPA will notify the State SRF program, and post the signed waiver on our website. The assistance recipient should keep a copy of the signed waiver in its project files.

Public Interest Waivers

EPA has the authority to issue public interest waivers. Evaluation of a public interest waiver request may be more complicated than that of other waiver requests so they may take more time than other waiver requests for a decision to be made. An example of a public interest waiver that might be issued could be for a community that has standardized on a particular type or manufacturer of a valve because of its performance to meet their specifications. Switching to an alternative valve may require staff to be trained on the new equipment and additional spare parts would need to be purchased and stocked, existing valves may need to be unnecessarily replaced, and portions of the system may need to be redesigned. Therefore, requiring the community to install an alternative valve would be inconsistent with public interest.

EPA also has the authority to issue a public interest waiver that covers categories of products that might apply to all projects.

EPA reserves the right to issue national waivers that may apply to particular classes of assistance recipients, particular classes of projects, or particular categories of iron or steel products. EPA may develop national or (US geographic) regional categorical waivers through the identification of similar circumstances in the detailed justifications presented to EPA in a waiver request or requests. EPA may issue a national waiver based on policy decisions regarding the public's interest or a determination that a particular item is not produced domestically in reasonably available quantities or of a sufficient quality. In such cases, EPA may determine it is necessary to issue a national waiver.

If you have any questions concerning the contents of this memorandum, you may contact us, or have your staff contact Jordan Dorfman, Attorney-Advisor, State Revolving Fund Branch, Municipal Support Division, at dorfman.jordan@epa.gov or (202) 564-0614 or Kiri Anderer, Environmental Engineer, Infrastructure Branch, Drinking Water Protection Division, at anderer.kirsten@epa.gov or (202) 564-3134.

Attachments

Appendix 1: Information Checklist for Waiver Request

The purpose of this checklist is to help ensure that all appropriate and necessary information is submitted to EPA. EPA recommends that States review this checklist carefully and provide all appropriate information to EPA. This checklist is for informational purposes only and does not need to be included as part of a waiver application.

Items	✓	Notes
<p>General</p> <ul style="list-style-type: none"> • Waiver request includes the following information: <ul style="list-style-type: none"> — Description of the foreign and domestic construction materials — Unit of measure — Quantity — Price — Time of delivery or availability — Location of the construction project — Name and address of the proposed supplier — A detailed justification for the use of foreign construction materials • Waiver request was submitted according to the instructions in the memorandum • Assistance recipient made a good faith effort to solicit bids for domestic iron and steel products, as demonstrated by language in requests for proposals, contracts, and communications with the prime contractor 		
<p>Cost Waiver Requests</p> <ul style="list-style-type: none"> • Waiver request includes the following information: <ul style="list-style-type: none"> — Comparison of overall cost of project with domestic iron and steel products to overall cost of project with foreign iron and steel products — Relevant excerpts from the bid documents used by the contractors to complete the comparison — Supporting documentation indicating that the contractor made a reasonable survey of the market, such as a description of the process for identifying suppliers and a list of contacted suppliers 		
<p>Availability Waiver Requests</p> <ul style="list-style-type: none"> • Waiver request includes the following supporting documentation necessary to demonstrate the availability, quantity, and/or quality of the materials for which the waiver is requested: <ul style="list-style-type: none"> — Supplier information or pricing information from a reasonable number of domestic suppliers indicating availability/delivery date for construction materials — Documentation of the assistance recipient's efforts to find available domestic sources, such as a description of the process for identifying suppliers and a list of contacted suppliers. — Project schedule — Relevant excerpts from project plans, specifications, and permits indicating the required quantity and quality of construction materials • Waiver request includes a statement from the prime contractor and/or supplier confirming the non-availability of the domestic construction materials for which the waiver is sought • Has the State received other waiver requests for the materials described in this waiver request, for comparable projects? 		

Appendix 2: HQ Review Checklist for Waiver Request

Instructions: To be completed by EPA. Review all waiver requests using the questions in the checklist, and mark the appropriate box as Yes, No or N/A. Marks that fall inside the shaded boxes may be grounds for denying the waiver. If none of your review markings fall into a shaded box, the waiver is eligible for approval if it indicates that one or more of the following conditions applies to the domestic product for which the waiver is sought:

1. The iron and/or steel products are not produced in the United States in sufficient and reasonably available quantities and of a satisfactory quality.
2. The inclusion of iron and/or steel products produced in the United States will increase the cost of the overall project by more than 25 percent.

Review Items	Yes	No	N/A	Comments
Cost Waiver Requests				
• Does the waiver request include the following information?				
— Comparison of overall cost of project with domestic iron and steel products to overall cost of project with foreign iron and steel products				
— Relevant excerpts from the bid documents used by the contractors to complete the comparison				
— A sufficient number of bid documents or pricing information from domestic sources to constitute a reasonable survey of the market				
• Does the Total Domestic Project exceed the Total Foreign Project Cost by more than 25%?				
Availability Waiver Requests				
• Does the waiver request include supporting documentation sufficient to show the availability, quantity, and/or quality of the iron and/or steel product for which the waiver is requested?				
— Supplier information or other documentation indicating availability/delivery date for materials				
— Project schedule				
— Relevant excerpts from project plans, specifications, and permits indicating the required quantity and quality of materials				
• Does supporting documentation provide sufficient evidence that the contractors made a reasonable effort to locate domestic suppliers of materials, such as a description of the process for identifying suppliers and a list of contacted suppliers?				
• Based on the materials delivery/availability date indicated in the supporting documentation, will the materials be unavailable when they are needed according to the project schedule? (By item, list schedule date and domestic delivery quote date or other relevant information)				
• Is EPA aware of any other evidence indicating the non-availability of the materials for which the waiver is requested?				
Examples include:				
— Multiple waiver requests for the materials described in this waiver request, for comparable projects in the same State				
— Multiple waiver requests for the materials described in this waiver request, for comparable projects in other States				
— Correspondence with construction trade associations indicating the non-availability of the materials				
• Are the available domestic materials indicated in the bid documents of inadequate quality compared those required by the project plans, specifications, and/or permits?				

Appendix 3: Example Loan Agreement Language

ALL ASSISTANCE AGREEMENT MUST HAVE A CLAUSE REQUIRING COMPLIANCE WITH THE AIS REQUIREMENT. THIS IS AN EXAMPLE OF WHAT COULD BE INCLUDED IN SRF ASSISTANCE AGREEMENTS. EPA MAKES NO CLAIMS REGARDING THE LEGALITY OF THIS CLAUSE WITH RESPECT TO STATE LAW:

Comply with all federal requirements applicable to the Loan (including those imposed by the 2014 Appropriations Act and related SRF Policy Guidelines) which the Participant understands includes, among other, requirements that all of the iron and steel products used in the Project are to be produced in the United States (“American Iron and Steel Requirement”) unless (i) the Participant has requested and obtained a waiver from the Agency pertaining to the Project or (ii) the Finance Authority has otherwise advised the Participant in writing that the American Iron and Steel Requirement is not applicable to the Project.

Comply with all record keeping and reporting requirements under the Clean Water Act/Safe Drinking Water Act, including any reports required by a Federal agency or the Finance Authority such as performance indicators of program deliverables, information on costs and project progress. The Participant understands that (i) each contract and subcontract related to the Project is subject to audit by appropriate federal and state entities and (ii) failure to comply with the Clean Water Act/Safe Drinking Water Act and this Agreement may be a default hereunder that results in a repayment of the Loan in advance of the maturity of the Bonds and/or other remedial actions.

Appendix 4: Sample Construction Contract Language

ALL CONTRACTS MUST HAVE A CLAUSE REQUIRING COMPLIANCE WITH THE AIS REQUIREMENT. THIS IS AN EXAMPLE OF WHAT COULD BE INCLUDED IN ALL CONTRACTS IN PROJECTS THAT USE SRF FUNDS. EPA MAKES NO CLAIMS REGARDING THE LEGALITY OF THIS CLAUSE WITH RESPECT TO STATE OR LOCAL LAW:

The Contractor acknowledges to and for the benefit of the City of _____ (“Purchaser”) and the _____ (the “State”) that it understands the goods and services under this Agreement are being funded with monies made available by the Clean Water State Revolving Fund and/or Drinking Water State Revolving Fund that have statutory requirements commonly known as “American Iron and Steel;” that requires all of the iron and steel products used in the project to be produced in the United States (“American Iron and Steel Requirement”) including iron and steel products provided by the Contractor pursuant to this Agreement. The Contractor hereby represents and warrants to and for the benefit of the Purchaser and the State that (a) the Contractor has reviewed and understands the American Iron and Steel Requirement, (b) all of the iron and steel products used in the project will be and/or have been produced in the United States in a manner that complies with the American Iron and Steel Requirement, unless a waiver of the requirement is approved, and (c) the Contractor will provide any further verified information, certification or assurance of compliance with this paragraph, or information necessary to support a waiver of the American Iron and Steel Requirement, as may be requested by the Purchaser or the State. Notwithstanding any other provision of this Agreement, any failure to comply with this paragraph by the Contractor shall permit the Purchaser or State to recover as damages against the Contractor any loss, expense, or cost (including without limitation attorney’s fees) incurred by the Purchaser or State resulting from any such failure (including without limitation any impairment or loss of funding, whether in whole or in part, from the State or any damages owed to the State by the Purchaser). While the Contractor has no direct contractual privity with the State, as a lender to the Purchaser for the funding of its project, the Purchaser and the Contractor agree that the State is a third-party beneficiary and neither this paragraph (nor any other provision of this Agreement necessary to give this paragraph force or effect) shall be amended or waived without the prior written consent of the State.

Appendix 5: Sample Certifications

The following information is provided as a sample letter of **step** certification for AIS compliance. Documentation must be provided on company letterhead.

Date

Company Name

Company Address

City, State Zip

Subject: American Iron and Steel Step Certification for Project (XXXXXXXXXX)

I, (company representative), certify that the (melting, bending, coating, galvanizing, cutting, etc.) process for (manufacturing or fabricating) the following products and/or materials shipped or provided for the subject project is in full compliance with the American Iron and Steel requirement as mandated in EPA's State Revolving Fund Programs.

Item, Products and/or Materials:

1. XXXX
2. XXXX
3. XXXX

Such process took place at the following location:

If any of the above compliance statements change while providing material to this project we will immediately notify the prime contractor and the engineer.

Signed by company representative

The following information is provided as a sample letter of certification for AIS compliance. Documentation must be provided on company letterhead.

Date

Company Name

Company Address

City, State Zip

Subject: American Iron and Steel Certification for Project (XXXXXXXXXX)

I, (company representative), certify that the following products and/or materials shipped/provided to the subject project are in full compliance with the American Iron and Steel requirement as mandated in EPA's State Revolving Fund Programs.

Item, Products and/or Materials:


1. XXXX
2. XXXX
3. XXXX

Such process took place at the following location:

If any of the above compliance statements change while providing material to this project we will immediately notify the prime contractor and the engineer.

Signed by company representative

DELAWARE WATER POLLUTION CONTROL REVOLVING LOAN FUND



PROGRAM REQUIREMENTS

Department of Natural Resources and Environmental Control
Division of Water Resources
Financial Assistance Branch
89 Kings Highway
Dover, DE 19901

Last revision: February 2010

TABLE OF CONTENTS

Sub-Part A: Delaware Prevailing Wage Regulations	1
Sub-Part B: Equal Opportunity Clause (41 CFR 60-1.4)	2
A. Executive Order 11246	2
Sub-Part C: Certification of Non-Segregated Facilities(41 CFR 60-1.8)	3
Sub-Part D: Disadvantaged Business Enterprise Regulations(40 CFR Part 33)	4
A. Introduction	4
B. Fair Share Objectives.....	4
C. Six Good Faith Efforts.....	4
D. Loan Recipient Responsibilities	5
E. Prime Contractor Pre-Award Responsibilities.....	6
F. Prime Contractor Post-Award Responsibilities	7
G. DBE Subcontractor Responsibilities	7
Appendix A-DBE Rule and Term	8
Appendix B-Examples of Good Faith Efforts	9
A. Loan Recipient.....	9
B. Prime Contractor, If Sub-contracting	9
Appendix C-SPECIAL NOTICE (Insert into Instruction For Bidders)	11
Appendix D-EPA FORMS.....	12
A. DBE Subcontractor Participation Form – EPA FORM 6100-2	12
B. DBE Subcontractor Performance Form – EPA FORM 6100-3.....	12
C. DBE Subcontractor Utilization Form – EPA FORM 6100-4.....	12
Sub-Part E: Civil Rights Act of 1964	13
Sub-Part F: Section 13 of PL 92-500; Under the Federal Water Pollution Control Act; Rehabilitation Act of 1973; Pl 93-112; and Age Discrimination Act of 1975	13
Sub-Part G: Required Provisions of 40 CFR Part 31 Subpart C	13
A. Contracts awarded in excess of \$10,000	13
B. Contracts awarded in excess of \$100,000.....	13
Sub-Part H: Suspension and Debarment and Other Responsibility Matters	14
Access to Project Site	14
Project sign	14
Example Project sign	15

SUBPART A
Delaware Prevailing Wage Regulations

The Project or Program to which the work covered by this contract pertains to is being assisted by the State of Delaware and the following provisions are included in this Contract pursuant to the provisions applicable to such Clean Water State Revolving Loan Fund (CWSRF) Program. Loan recipients or engineering representatives are to verify with the State of Delaware Department of Labor to the appropriate wage determination before they go out for competitive bidding.

Delaware Prevailing Wage Regulations, Worker Classifications, Current Prevailing Wage Rates and forms may be found at:

<http://www.delawareworks.com/industrialaffairs/services/LaborLawEnforcementInfo.shtml#pw1>

or by contacting:

State of Delaware
Department of Labor
Division of Industrial Affairs
225 Corporate Blvd. Suite 104
Newark, DE 19702
Telephone No. (302) 761-8200

Weekly sworn payroll forms are also to be submitted to the same address.

SUBPART B:
Equal Opportunity Clause (41 CFR 60-1.4)

A. Executive Order 11246 (Applicable to Contracts/subcontracts above \$10,000).

1. During the performance of this contract the contractor and all subcontractors agree as follows:
 - a. The contractor will not discriminate against any employee or applicant for employment because of race, color, religion, sex, or national origin. The contractor will take affirmative action to ensure that applicants are employed, and that employees are treated during employment without regard to their race, color, religion, sex, or national origin, such action shall include, but not be limited to the following: employment, upgrading, demotion, or transfer, recruitment or recruitment advertising; layoff or termination; rates of pay or other forms of compensation; and selection of training, including apprenticeship. The contractor agrees to post in conspicuous places, available to employees and applicants for employment, notices to be provided setting forth the provisions of this nondiscrimination clause.
 - b. The contractor will, in all solicitations or advertisements for employees placed by or on behalf of the contractor, state that all qualified applicants will receive considerations for employment without regard to race, color, religion, sex, or national origin.
 - c. The contractor will send to each labor union or representative of workers with which he has a collective bargaining agreement or other contract or understanding, a notice to be provided advising the said labor union or workers' representatives of the contractor's commitments under this section, and shall post copies of the notice in conspicuous places available to employees and applicants for employment.
 - d. The contractor will comply with all provisions of Executive Order 11246 of September 24, 1965, and of the rules, regulations, and relevant orders of the Secretary of Labor.
 - e. The contractor will furnish all information and reports required by the Executive Order 11246 of September 24, 1965, and by rules, regulations, and orders of the Secretary of Labor, or pursuant thereto, and will permit access to his books, records, and accounts by the administering agency and the Secretary of Labor for purposes of investigation to ascertain compliance with such rules, regulations, and orders.
 - f. In the event of the contractors' noncompliance with the nondiscrimination clauses of this contract or with any of the said rules, regulations, or orders, this contract may be cancelled, terminated, or suspended in whole or in part and the contractor may be declared ineligible for further Government contracts or federally assisted construction contracts in accordance with procedures authorized in Executive Order 11246 of September 24, 1965, and such other sanctions may be imposed and remedies invoked as provided in Executive Order 11246 of September 24, 1965, or by rule, regulation, or order of the Secretary of Labor, or as otherwise provided by law.

- g. The contractor will include the portion of the sentence immediately preceding Paragraph (1) and the provisions of Paragraphs (1) through (7) in every subcontract or purchase order unless exempted by rules, regulations, or orders of the Secretary of Labor issued pursuant to Section 204 of Executive Order 11246 of September 24, 1965, so that such provisions will be binding upon each subcontractor or vendor. The contractor will take such action with respect to any subcontract or purchase order as the administering agency may direct as a means of enforcing such provisions, including sanctions for noncompliance: Provided, however, that in the event a contractor becomes involved in, or is threatened with litigation with a subcontractor or vendor as a result of such direction by the administering agency the contractor may request the United States to enter into such litigation to protect the interests of the United States.

SUBPART C:
Certification of Non-segregated Facilities (41 CFR 60-1.8)

Bidders and offerers are cautioned as follows: By signing this bid or offer, the bidder or offerers will be deemed to have signed and agreed to the provisions of the "Certification of Nonsegregated Facilities" in this solicitation. The certification provides that the bidder or offerer does not maintain or provide for his employees facilities which are segregated on a basis of race, creed, color, or national origin, whether such facilities are segregated by directive or on a de facto basis. The certification also provides that he will not maintain such segregated facilities.

SUBPART D

Disadvantaged Business Enterprise Regulations for Loan Recipients, Prime Contractors and Subcontractors (CFR Title 40, Part 33)

A. Introduction

EPA's Disadvantaged Business Enterprise (DBE) rule applies to procurement actions funded in part by EPA assistance agreements awarded after May 27, 2008. Loan recipients, their prime contractors and DBE subcontractors are responsible for complying with these regulations during procurement of construction contracts, equipment purchase orders, service agreements (engineering, inspection, legal, etc) and supplies. A list of Fair Share Objectives, the Six Good Faith Efforts, responsibilities for loan recipients, prime contractors and DBE subcontractors and appendices A, B, C and D are as follows:

B. Fair Share Objectives

The DBE fair share objectives for the loan recipients and prime contractors of the Delaware State Revolving Fund Program (SRF) which includes Minority Business Enterprises (MBEs) and Women's Business Enterprises (WBEs) is as follows:

	<u>MBE - %</u>	<u>WBE - %</u>
1. Construction	2.49	3.69
2. Goods/Equipment Combined	11.69	12.62
3. Services	4.85	3.62
4. Supplies	2.41	2.41

The above goals are not a quota and apply to DBE participation only.

C. Six Good Faith Efforts:

1. Ensure DBEs are made aware of contracting opportunities to the fullest extent practicable through outreach and recruitment activities; including placing qualified DBEs on solicitation lists and soliciting them whenever they are potential sources.
2. Make information on forthcoming opportunities available to DBEs. Adjust time frames and delivery schedules to encourage participation by DBEs. Advertise for bids and proposals for at least 30 calendar days before bid closing date, unless circumstances require a shorter advertising period.
3. Divide total requirements of the project, when economically feasible, to permit maximum DBE participation.

4. Encourage contracting with a consortium of DBE's when a contract is too large for one of these firms to handle individually.
5. To obtain lists of DBE firms, use the services of the Delaware Department of Transportation (DelDOT), the United States Small Business Administration (SBA), and the Minority Business Development Agency (MDBA) of the U.S. Department of Commerce.
6. Require the prime contractor to follow steps 1 through 5, if prime contractor will be sub-contracting parts of the contract work.

D. Loan Recipient's Responsibilities

1. Adopt the fair share objectives of the State of Delaware revolving loan fund (SRF) or conduct an Availability Analysis of local DBE resources and negotiate fair share objectives with EPA Region III Office of Policy and Management. Loan recipients who receive a loan of \$250,000 or less are exempt from adopting fair share objectives. This exemption from adopting fair share objectives does NOT exempt a loan recipient from the other DBE responsibilities.
2. Include a copy of Appendix A from the DBE regulations in each contract with prime contractor (for construction, engineering, equipment purchases, etc) which is fully or partially funded with a SRF loan subjective to DBE requirements.
3. Apply the six good faith efforts during procurement of construction, equipment, services, and supplies in each contract which is fully or partially funded with a SRF loan subjective to DBE requirements.
4. Require the prime contractor to complete all applicable items on the lists of Prime Contractor's Pre-award and Post-Award Responsibilities under section E of this subpart. In addition, the request for bids/proposal should define which items need to be included in the bid opening envelope and if necessary, a time frame for submitting additional forms to complete the bid package. State procurement laws and policies may define the bidding requirements that need to be followed by the recipient.
5. Report semiannually DBE participation achievements to the State of Delaware SRF using EPA form 5700-52A, even if the reports are negative reports. Reports are due no more than 30 days after March 31 and September 30. Report must be submitted until the final loan payment is made.

6. Maintain records documenting compliance achieved with the requirements of the DBE regulations, including documentation of the SRF loan recipient and its prime contractor's good faith efforts. Documents to be maintained include solicitation lists, evidence of contacts with DBEs (copies of letters, telephone memos, e-mails), explanations of decisions, EPA forms 6100-3 and EPA 6100-4, bidders list for designated SRF projects, copy of advertisements and copies of EPA forms 5700-52A.
7. Maintain a list of all firms (not just DBEs) that bid or provided a quote on prime contracts and subcontracts. The list must include:
 - (a) Entity's name and point of contact;
 - (b) Mailing address, telephone number, e-mail address;
 - (c) The procurement on which the entity bid or quoted and when the bid or quote was provided;
 - (d) Entity's status as a DBE or non-DBE

The list must be maintained until the end of the project period (e.g., construction period or as long as receiving funds from the SRF).

E. Prime Contractor Pre-Award Responsibilities

1. Apply the six good faith efforts, if the prime contractor awards subcontracts.
2. Continue to apply the six good faith efforts even if the prime contractor has achieved the fair share objectives.
3. Provide EPA form number 6100-2 *-DBE Program Subcontractor Participation Form* and EPA form number 6100-3 *-DBE Program Subcontractor Performance Form* to each DBE subcontractor selected. These forms are included in Appendix D of this subpart or may be downloaded from EPA's Office of Small Business Programs website: <http://www.epa.gov/osbp/grants.htm>. EPA form number 6100-3 must be completed by each selected DBE subcontractor and submitted back to the prime contractor so the form can be included in the bid package.
4. Complete EPA form number 6100-4 - *DBE Program Subcontractor Utilization Form*. This form is also included in Appendix D of this subpart or may be downloaded from EPA's Office of Small Business Programs website: <http://www.epa.gov/osbp/grants.htm>. EPA form number 6100-4 must be completed by the prime contractor and included in the bid package.
5. Submit EPA form 6100-3 and 6100-4 to SRF loan recipient with bid package or proposal.

F. Prime Contractor Post-Award Responsibilities

1. Pay subcontractors for satisfactory performance no more than 30 days from the prime contractor's receipt of payment from the SRF loan recipient.
2. Notify the SRF loan recipient in writing prior to termination for convenience of a DBE subcontractor.
3. Employ the six good faith efforts if soliciting a replacement subcontractor after a DBE subcontractor fails to complete work under the subcontract for any reason.
4. Semiannually (on March 31 and September 30) inform the SRF loan recipient of DBE participation achieved for the required reporting.
5. Maintain records documenting compliance with DBE regulations, including documentation of the contractors good faith efforts

G. DBE Subcontractor's Responsibilities

1. Obtain certification as a DBE. Self certification is NOT acceptable for EPAs DBE program. DBE firms may be certified by the Small Business Administration (SBA), the State of Delaware Department of Transportation (DelDOT), or by a State, locality or independent private organization provided their applicable criteria match SBA applicable Business Development Program regulations.
2. May submit EPA form 6100-2-*DBE Subcontractor Participation Form* to Ms. Romona McQueen, EPA region III DBE Coordinator. This form gives a DBE an opportunity to describe the work they received from the prime contractor, how they were paid and any other concerns they may have.
3. Must complete EPA form 6100-3-*DBE Program Subcontractor Performance Form*, and submit it to the prime contractor soliciting services from the subcontractor.

APPENDIX A:
DBE Rule Term and Condition

The following term and condition must be included in each procurement contract signed by an EPA loan recipient and their contractors:

The contractor shall not discriminate on the basis of race, color, national origin, or sex in the performance of this contract. The contractor shall carry out applicable requirements of 40 CFR part 33 in the award and administration of contracts awarded under EPA financial assistance agreements. Failure by the contractor to carry out these requirements is a material breach of this contract which may result in termination of this contract or other legally available remedies.

Contractor: _____

Authorized Representative: _____

Date: _____

APPENDIX B

Examples of Good Faith Efforts

A. Loan Recipient

1. **Effort 1:** Awareness covers a variety of activities, including direct solicitation through mailings, phone calls or e-mails, advertizing through publications (newspapers, journals or Dodge reports) and/or listing on websites. Loan recipients should maintain the solicitation list and a narrative statement which explains how the contacts were selected as part of their DBE documentation.
2. **Effort 2:** Soliciting (advertizing) should include a minimum 30-calender days advertizing period. A publisher's affidavit is typically used to document the 30-day advertizing period. If the recipient deviates from this minimum, they should document the reasons for a shorter solicitation period.
3. **Effort 3:** Dividing the total project into smaller tasks is an option that needs to be considered on a project by project basis. A \$100 million waste water treatment plant project may have no economic advantage if it is broken down into smaller contracts whereas a \$10 million sewer collection system project may easily be broken down into several contracts. Dividing a project based on contractors discipline such as electrical HVAC (Heating, Ventilation and Air Conditioning) would be a measure of compliance with this effort.
4. **Effort 4:** Encouraging contracting with DBE consortium could be as simple as stating this option in the bid advertisement (newspaper notice), solicitation letters to DBEs, and/or in the instruction to bidders section of the specifications.
5. **Effort 5:** Contacting the State of Delaware DOT (DelDOT) or any State of Delaware Certifying Office for a list of certified DBE firms would be appropriate.
6. **Effort 6:** This part may be complied with by incorporating the SPECIAL NOTICE – Appendix C into the bidding documents.

B. Prime Contractors, if Subcontracting

1. **Effort 1:** The prime contract will place DBE's on the solicitation list. A prime contractor may have a limited amount of time to solicit subcontractors because of the 30-day advertisement period for the prime contract. The new regulations require the prime contractor to submit EPA forms 6100-3 and 6100-4 with the bid package. These forms will be part of the contractor's Good Faith Effort documentation.

2. **Effort 2:** The prime contractor will determine the time frames and delivery schedules for the contract. The prime contractor may have less than 30-days to solicit subcontractors. Depending upon the type of work being subcontracted, the time frame and delivery schedules can determine the availability of DBEs.
3. **Effort 3:** The prime contractor has to determine if the total requirements can be divided to allow smaller DBE firms to compete for the work.
4. **Effort 4:** Encouraging contracting with a consortium of DBEs when a subcontract is too large for one DBE firm to handle.
5. **Effort 5:** Prime contractors should be in contact with the State of Delaware DOT (DelDOT), Small Business Administration (SBA) and other Certifying Offices to develop their solicitation lists.
6. **Effort 6:** Not applicable to prime contractors.

APPENDIX C:

SPECIAL NOTICE: Insert into the Instructions for Bidders

- A. This is to advise bidders of the requirements of this program regarding the “Good Faith Efforts” necessary to be deemed a responsive and responsible bidder. The Federal Register Part 40 CFR 33.301 requires these Good Faith Efforts in procurement actions to assure that Disadvantaged Business Enterprises (DBE) are made aware of procurement opportunities in construction, equipment, services and supplies under EPA financial assistant agreements.
1. Ensure DBE’s are made aware of contracting opportunities to the fullest extent practicable through outreach and recruitment activities by placing qualified DBE’s on solicitation lists whenever they are potential sources.
 2. Establish delivery schedules, where the requirement permits to encourage participation by DBE’s. The loan recipient should allow a 30-day minimum advertising period for bidding.
 3. Dividing total requirements, when economically feasible, into small tasks or quantities, to permit maximum participation of DBE’s.
 4. Encourage contracting with a consortium of DBE’s when a contract is too large for one of these firms to handle individually.
 5. Using the services and of the Delaware Department of Transportation (DelDOT), the United States Small Business Administration (SBA), and the Minority Business Development Agency (MDBA) of the U.S. Department of Commerce.
 6. Require the prime contractor, if subcontracts are to be let, to take steps 1-5.

APPENDIX D: EPA FORMS

- A. DBE Subcontractor Participation Form – **EPA FORM 6100-2**
- B. DBE Subcontractor Performance Form- **EPA FORM 6100-3**
- C. DBE Subcontractor Utilization Form- **EPA FORM 6100-4**



Environmental
Protection Agency

OMB Control No: 2090-0030
Approved: 05/01/2008
Approval Expires: 01/31/2011

**Disadvantaged Business Enterprise Program
DBE Subcontractor Participation Form**

NAME OF SUBCONTRACTOR¹	PROJECT NAME
ADDRESS	CONTRACT NO.
TELEPHONE NO.	EMAIL ADDRESS
PRIME CONTRACTOR NAME	

Please use the space below to report any concerns regarding the above EPA-funded project (e.g., reason for termination by prime contractor, late payment, etc.).

CONTRACT ITEM NO.	ITEM OF WORK OR DESCRIPTION OF SERVICES RECEIVED FROM THE PRIME CONTRACTOR	AMOUNT SUBCONTRACTOR WAS PAID BY PRIME CONTRACTOR
<hr/> <div>Subcontractor Signature</div> <div>Title/Date</div>		

¹Subcontractor is defined as a company, firm, joint venture, or individual who enters into an agreement with a contractor to provide services pursuant to an EPA award of financial assistance.



Environmental
Protection Agency

OMB Control No: 2090-0030
Approved: 05/01/2008
Approval Expires: 01/31/2011

Disadvantaged Business Enterprise Program DBE Subcontractor Participation Form

The public reporting and recordkeeping burden for this collection of information is estimated to average fifteen (15) minutes. Burden means the total time, effort, or financial resources expended by persons to generate, maintain, retain, or disclose or provide information to or for a Federal agency. This includes the time needed to review instructions; develop, acquire, install, and utilize technology and systems for the purposes of collecting, validating, and verifying information, processing and maintaining information, and disclosing and providing information; adjust the existing ways to comply with any previously applicable instructions and requirements; train personnel to be able to respond to a collection of information; search data sources; complete and review the collection of information; and transmit or otherwise disclose the information. An agency may not conduct or sponsor, and a person is not required to respond to, a collection of information unless it displays a currently valid OMB control number.

Send comments on the Agency's need for this information, the accuracy of the provided burden estimates, and any suggested methods for minimizing respondent burden, including the use of automated collection techniques to the Director, Collection Strategies Division, U.S. Environmental Protection Agency (2822), 1200 Pennsylvania Ave., NW, Washington, D.C. 20460. Include the OMB control number in any correspondence. Do not send the completed EPA DBE Subcontractor Participation Form to this address.



Disadvantaged Business Enterprise Program DBE Subcontractor Performance Form

Subcontractor is defined as a company, firm, joint venture, or individual who enters into an agreement with a contractor to provide services pursuant to an EPA award of financial assistance.



Environmental
Protection Agency

OMB Control No: 2090-0030
Approved: 05/01/2008
Approval Expires: 01/31/2011

Disadvantaged Business Enterprise Program DBE Subcontractor Performance Form

The public reporting and recordkeeping burden for this collection of information is estimated to average fifteen (15) minutes. Burden means the total time, effort, or financial resources expended by persons to generate, maintain, retain, or disclose or provide information to or for a Federal agency. This includes the time needed to review instructions; develop, acquire, install, and utilize technology and systems for the purposes of collecting, validating, and verifying information, processing and maintaining information, and disclosing and providing information; adjust the existing ways to comply with any previously applicable instructions and requirements; train personnel to be able to respond to a collection of information; search data sources; complete and review the collection of information; and transmit or otherwise disclose the information. An agency may not conduct or sponsor, and a person is not required to respond to, a collection of information unless it displays a currently valid OMB control number.

Send comments on the Agency's need for this information, the accuracy of the provided burden estimates, and any suggested methods for minimizing respondent burden, including the use of automated collection techniques to the Director, Collection Strategies Division, U.S. Environmental Protection Agency (2822), 1200 Pennsylvania Ave., NW, Washington, D.C. 20460. Include the OMB control number in any correspondence. Do not send the completed EPA DBE Subcontractor Performance Form to this address.



Disadvantaged Business Enterprise Program DBE Subcontractor Utilization Form

The following subcontractors ¹ will be used on this project:			
COMPANY NAME, ADDRESS, PHONE NUMBER, AND E-MAIL ADDRESS	TYPE OF WORK TO BE PERFORMED	ESTIMATE D DOLLAR AMOUNT	CURRENTLY CERTIFIED AS AN MBE OR WBE?

I certify under penalty of perjury that the foregoing statements are true and correct. In the event of a replacement of a subcontractor, I will adhere to the replacement requirements set forth in 40 CFR Part 33 Section 33.302(c).

_____ Signature of Prime Contractor	_____ Date
_____ Print Name	_____ Title

EPA FORM 6100-4 (DBE Subcontractor Utilization Form)



Environmental
Protection Agency

OMB Control No: 2090-0030
Approved: 05/01/2008
Approval Expires: 01/31/2011

Disadvantaged Business Enterprise Program DBE Subcontractor Utilization Form

The public reporting and recordkeeping burden for this collection of information is estimated to average fifteen (15) minutes. Burden means the total time, effort, or financial resources expended by persons to generate, maintain, retain, or disclose or provide information to or for a Federal agency. This includes the time needed to review instructions; develop, acquire, install, and utilize technology and systems for the purposes of collecting, validating, and verifying information, processing and maintaining information, and disclosing and providing information; adjust the existing ways to comply with any previously applicable instructions and requirements; train personnel to be able to respond to a collection of information; search data sources; complete and review the collection of information; and transmit or otherwise disclose the information. An agency may not conduct or sponsor, and a person is not required to respond to, a collection of information unless it displays a currently valid OMB control number.

Send comments on the Agency's need for this information, the accuracy of the provided burden estimates, and any suggested methods for minimizing respondent burden, including the use of automated collection techniques to the Director, Collection Strategies Division, U.S. Environmental Protection Agency (2822), 1200 Pennsylvania Ave., NW, Washington, D.C. 20460. Include the OMB control number in any correspondence. Do not send the completed EPA DBE Subcontractor Utilization Form to this address.

SUBPART E
Civil Rights Act of 1964

The contractor and any subcontractors shall not, on the grounds of race, color, or national origin, or sex, exclude from participation in, deny the benefits of, or subject to discrimination any person under any program or activity receiving Federal financial assistance.

SUBPART F
**Section 13 of PL 92-500; Under the Federal Water Pollution Control Act;
Rehabilitation Act of 1973; PL 93-112; and Age Discrimination Act of 1975**

The contractor and any subcontractors shall not on the ground of race, color, national origin, or sex, exclude from participation in, deny the benefits of, or subject to discrimination any person or activity funded in whole or in part with Federal funds. Any prohibition against discrimination on the basis of age under the Age Discrimination Act of 1975, or with respect to any otherwise qualified handicapped individual as provided in Section 504 of the Rehabilitation Act of 1973 shall also apply to any such program of activity.

SUBPART G
Required Provisions of 40 CFR Part 31 Subpart C

A. Contracts awarded in excess of \$10,000

1. Equal Employment Opportunity Clause
 - a. The contractor agrees to comply with Executive Order 11246, entitled Equal Employment Opportunity, "as amended by Executive Order 11375, and as supplemented in Department of Labor regulations (41 CFR Part 60).

B. Contracts awarded in Excess of \$100,000

1. Violating Facilities Clause
 - a. The contractor agrees to comply with all applicable standards, orders or requirements issued under section 306 of the Clean Air Act (42 U.S.C 1857 (h), section 508 of the Clean Water Act (33 U.S.C. 1368), Executive Order 11738, and EPA regulations (40 CFR Part 15) which prohibits the award of this contract to facilities included on the EPA List of Violating Facilities. The contractor shall report violations to EPA.

SUBPART H

Suspension and Debarment and Other Responsibility Matters

The Project or Program to which the work covered by this contract pertains to is being assisted by the State of Delaware and the following provision is included in this Contract pursuant to the provisions applicable to such SRF Program. Loan Recipients or engineering representatives are to refer to the “List of parties excluded from Federal Procurement and Nonprocurement Programs” to insure that the contractor or subcontracts are not on this list. A copy of the list may be obtained from the World Wide Web at www.epls.gov or by calling (202) 512-1800 or by writing to this address:

Superintendent of Documents
U.S. Government Printing Office
Washington, DC
20402

ACCESS TO PROJECT SITE

The Contractor shall allow representatives of U.S. EPA and the State of Delaware DNREC access to the project site.

PROJECT SIGN

The contractor shall provide and erect a sign at a prominent location at each construction site. The sign and location shall be approved by the Engineer. The sign shall be prepared in accordance with the attached detailed instructions. It shall be the responsibility of the Contractor to maintain the sign in good condition throughout the life of the project.

The sign wording shown on Figure 1 is an example only and must be adapted to suit each project. The Contractor shall be responsible for obtaining the appropriate wording from the Engineer.

WORKING FOR YOU TO PROVIDE CLEAN WATER FOR TODAY & TOMORROW

NAME OF PROJECT

PROJECT NO. xxxx-xx
Name of Engineering Firm

FUNDING PROVIDED BY:

Funding Source
Funding Source
Funding Source
Total Project Costs

DIVISION OF WATER RESOURCES

\$xx,xxx,xxx
\$xx,xxx,xxx
\$xx,xxx,xxx
\$xx,xxx,xxx



CONSTRUCTION SITE SIGN REQUIREMENTS

Sign Dimensions: 1200 x 2400 x 19 mm (4' x 8' x 3/4") Exterior Plywood (A-B Grade).

1st four lines are 4 inches in height; remaining lines are 2 inches in height.

DNREC Logo is to be the standard colors – decal to be provided by the Financial Assistance Branch.

Black letters on white background with 3 inch border around the perimeter in dark blue. Place bottom of sign 36 inches to 48 inches above grade to permit public viewing.

Provide adequate support for sign.

EXAMPLE Figure 1

**Davis-Bacon and Related Acts (DBRA) Provisions and Procedures for EPA
Funded Projects Executed Between October 30, 2009 and September 30, 2010
or required under Continuing Resolution**

A Supplement to the CWSRF Program Requirements

January 28, 2010
Updated April 5, 2011

I. Introduction

The Davis Bacon Act requires that all contractors and subcontractors performing construction, alteration and repair work under federal contracts in excess of \$2,000 pay their laborers and mechanics not less than the prevailing wage and fringe benefits. Projects executed between October 30, 2009 and September 30, 2010 (or projects subject to Davis-Bacon under Continuing Resolution) are subject to the Davis-Bacon provisions through completion of construction and must comply with the following:

- A. This contract clause pertains to minimum wages for any contract in excess of \$2,000 which is entered into for the actual construction, alteration and/or repair, including painting and decorating, of a public building or public work, or building or work financed in whole, or in part, from federal funds or in accordance with guarantees of a federal agency or financed from funds obtained by pledge of any contract of a federal agency to make a loan, grant or annual contribution.
 1. **Minimum wages.** All laborers and mechanics employed or working upon the site of the work, will be paid unconditionally and not less often than once a week, and without subsequent deduction or rebate on any account, the full amount of wages and bona fide fringe benefits (or cash equivalents thereof) due at time of payment computed at rates not less than those contained in the wage determination of the Secretary of Labor at the following web site www.wdol.gov/dba.aspx, regardless of any contractual relationship which may be alleged to exist between the contractor and such laborers and mechanics. A "wage determination" is the listing of wage and fringe benefit for each classification of laborers and mechanics which the Administrator of the Wage and Hour Division of the U.S. Department of Labor has determined to be prevailing in a given area for a particular type of construction (e.g., building, heavy, highway, or residential). The wage determination (including any additional classification and wage rates) and the Davis-Bacon poster (WH-1321) shall be posted at all times by the contractor and its subcontractors at the site of the work in a prominent and accessible place where it can be easily seen by the workers. The poster may be downloaded from: <http://www.dol.gov/esa/whd/regs/compliance/posters/fedprojc.pdf>
 2. **Withholding.** In the event of failure to pay any laborer or mechanic, including any apprentice, trainee, or helper, employed or working on the site of the work, all or part of the wages required by the regulations, the loan or grant recipient may, after written notice to the contractor, sponsor, applicant, or owner, take such action as may be necessary to cause the suspension of any further payment, advance, or guarantee of funds until such violations have ceased.
 3. **Payrolls and basic records.** Payrolls and basic records relating thereto shall be maintained by the contractor during the course of the work and preserved for a period of **three years** thereafter for all laborers and mechanics working at the site

of the work. The contractor shall submit weekly for each week in which any contract work is performed, a copy of all payrolls to the recipient, sponsor, or owner. The required weekly payroll information may be submitted in any form desired. A contractor may use Form WH-347 which is available from the Wage and Hour Division web site at: <http://www.dol.gov/esa/whd/forms/wh347.pdf>.

4. **Subcontracts.** The prime contractor is responsible for the compliance by any subcontractor or lower tier subcontractor with the requirements above, the requirements identified in the Davis Bacon Terms and Conditions of the EPA assistance agreement, and the contract clauses in 29 CFR 5.5, which can be found at <http://ecfr.gpoaccess.gov/>
- B. **Contract Work Hours and Safety Standards Act.** In any contract in an amount in excess of \$100,000 and subject to the overtime provisions of the Contract Work Hours and Safety Standards Act, the following clauses shall apply:
1. **Overtime requirements.** No contractor or subcontractor for any part of the contract work which may require or involve the employment of laborers or mechanics shall require or permit any such laborer or mechanic in any workweek in which he or she is employed on such work to work in excess of forty hours in such workweek unless such laborer or mechanic receives compensation at a rate not less than one and one-half times the basic rate of pay for all hours worked in excess of forty hours in such workweek. The overtime rate of time and one half does not apply to fringe payments. For work in excess of forty hours, fringe payments should continue to be paid on a per hour worked basis.
 2. **Violation; liability for unpaid wages; liquidated damages.** In the event of any violation of the clause set forth in paragraph (B) (1) of this section the contractor and any subcontractor responsible therefore shall be liable for the unpaid wages. In addition, such contractor and subcontractor shall be liable to the United States government, for liquidated damages.
 3. **Withholding for unpaid wages and liquidated damages.** The recipient shall upon its own action or upon written request of an authorized representative of the Department of Labor withhold or cause to be withheld, from any moneys payable on account of work performed by the contractor such sums as may be determined to be necessary to satisfy any liabilities of such contractor or subcontractor for unpaid wages and liquidated damages as provided in the clause set forth in paragraph (B) (2) of this section.
 4. **Subcontracts.** The prime contractor shall be responsible for compliance by any subcontractor or lower tier subcontractor with the clauses set forth in paragraphs (B) (1) through (4) of this section.
- C) In any contract subject only to the Contract Work Hours and Safety Standards Act and not to any of the other statutes cited in 29 CFR 5.1, the contractor or subcontractor shall

maintain payrolls and basic payroll records during the course of the work and shall preserve them for a period of **three years**.

II. Davis Bacon Compliance Procedures

A. **Before Contract Award** - Once it is determined that Davis Bacon wage rates will apply to a construction contract, the recipient's contracting organization must state in the solicitation that Davis Bacon Prevailing wage rates are applicable, and bid packages must include the current Davis Bacon general wage determination for the area where construction will occur. To select the prevailing wage rate determination for a specific locality:

- (i) Go to website <http://www.wdol.gov/>
- (ii) Select "DBA WDs"
- (iii) Input the State and County where the construction site is located.
- (iv) Input the type of construction for the project as Building, Heavy, Highway or Residential.

B. **Before Bid Opening-** The wage determination website should be continually monitored by the contracting organization for modifications. Generally, the most current published wage determination at the time of contract award must be incorporated into the contract. A wage determination update issued less than 10 days before bid opening shall be in effect unless there is not a reasonable time to notify all prospective bidders. In these cases the relevant facts should be documented in the contract file

A convenient way to monitor potential wage determination modifications is to sign up for the alert service as shown on the website <http://www.wdol.gov/>

C. **After Contract Award** - After solicitation, bid opening and contractor selection by the recipient contracting organization, the prevailing wage determination shall be included in the final construction contract between the recipient, sub recipient or borrower and its contractor.

In the event the construction contract is not awarded within 90 days of the bid opening date, any modification to the prevailing wage determination published prior to award of the contract shall be effective and should be included in the award documents, or by modification to the contract documents.

III. Applicability of the Davis-Bacon and Related Acts to EPA programs

EPA capitalization grants to states, which provides loans to municipalities and other eligible entities for eligible projects, including wastewater water infrastructure projects, estuary projects, and non-point source projects.

COMPLIANCE STATEMENT

This statement relates to a proposed contract with _____

(Name of borrower or grantee)

who expects to finance the contract with assistance from either the Delaware Water Pollution Control Revolving Fund or Delaware 21st Century Fund (whether by a loan, grant, loan insurance, guarantee, or other form of financial assistance). I am the undersigned bidder or prospective contractor, I represent that:

1. ☐ I have, ☐ have not, participated in a previous contract or subcontract subject to Executive Order 11246 (regarding equal employment opportunity) or a preceding similar Executive Order.
2. If I have participated in such a contract or subcontract, ☐ I have, ☐ have not, filed all compliance reports that have been required to file in connection with the contract or subcontract.

If the proposed contract is for \$50,000 or more and I have 50 or more employees, I also represent that:

3. ☐ I have, ☐ have not previously had contracts subject to the written affirmative action programs requirements of the Secretary of Labor.
4. If I have participated in such a contract or subcontract, ☐ I have, ☐ have not developed and placed on file at each establishment affirmative action programs as required by the rules and regulations of the Secretary of Labor.

I understand that if I have failed to file any compliance reports that have been required of me, I am not eligible and will not be eligible to have my bid considered or to enter into the proposed contract unless and until I make an arrangement regarding such reports that is satisfactory to either the DNREC, or to the office where the reports are required to be filed.

I also certify that I do not maintain or provide for my employees any segregated facilities at any of my establishments, and that I do not permit my employees to perform their services at any location, under my control, where segregated facilities are maintained. I certify further that I will not maintain or provide for my employees any segregated facilities at any of my establishments, and that I will not permit my employees to perform their services at any location, under my control, where segregated facilities are maintained. I agree that a breach of this certification is a violation of the Equal Opportunity clause in my contract. As used in this certification, the term "segregated facilities" means any waiting rooms, work areas, restrooms and wash rooms, restaurants and other eating areas time clocks, locker rooms and other storage or dressing areas, parking lots, drinking fountains, recreation or entertainment areas, transportation, and housing facilities provided for employees which are segregated by explicit directive or are in fact segregated on the basis of race, creed, color, or national origin, because of habit, local custom, or otherwise. I further agree that (except where I have obtained identical certifications for proposed subcontractors for specific time periods) I will obtain identical certifications from proposed subcontractors prior to the award of subcontracts exceeding \$10,000 which are not exempt from the provisions of the Equal Opportunity clause; that I will retain such certifications in my files; and that I will forward the following notice to such proposed subcontractors (except where the proposed subcontractors have submitted identical certifications for specific time periods):

**NOTICE TO PROSPECTIVE SUBCONTRACTORS OF REQUIREMENTS FOR
CERTIFICATIONS OF NON-SEGREGATED FACILITIES**

A certification of Nonsegregated Facilities, as required by the May 9, 1967, order (32F.R. 7439, may 19, 1967) on Elimination of Segregated Facilities, by the Secretary of Labor, must be submitted prior to the award of a subcontract exceeding \$ 10,000 which is not exempt from the provisions of the Equal Opportunity clause. The certification may be submitted either for each subcontract or for all subcontracts during a period (i.e., quarterly, semiannually, or annually).

NOTE: The penalty for making false statements in offers is prescribed in 18 U.S.C. 1001.

(Signature)

(Date)

(Name and Title of Signer – Please Type)



UNITED STATES ENVIRONMENTAL PROTECTION AGENCY
WASHINGTON, D.C. 20460

FEB 18 2015

OFFICE OF WATER

DECISION MEMORANDUM

SUBJECT: National Product Waiver for Pig Iron and Direct Reduced Iron for State Revolving Fund Projects

FROM: *for Ellen Gilman*
Kenneth J. Kopocis
Deputy Assistant Administrator

The U.S. Environmental Protection Agency is hereby granting a national product waiver pursuant to the "American Iron and Steel" provisions of the Clean Water Act and Public Law 113-235, the "Consolidated and Further Continuing Appropriations Act, 2015," for certain intermediate goods used in the manufacture of iron and steel products.¹ This waiver permits the use of pig iron and direct reduced iron manufactured outside of the United States in domestic manufacturing processes for iron and steel products used in projects funded by a Clean Water or Drinking Water State Revolving Fund that may otherwise be prohibited absent this waiver. The waiver is retroactive and thus also applies to the use of non-domestic pig iron and direct reduced iron before the signature date.

Background: Pig iron and direct reduced iron are intermediate products of iron and steel manufacturing used as material feed sources in iron and steel foundries and steel mills. Pig iron is a product of iron ore smelting in a blast furnace. It is made from molten iron, which has been cast in the shape of "pigs" as it comes from the blast furnace. Direct reduced iron ore is produced from iron ore, pellets or fines, which are reduced in a solid state using natural gas. Hot briquetted iron, or HBI, is a compacted form of direct reduced iron with enhanced physical characteristics for shipment and storage.

Coverage: This waiver permits the use of iron and steel products that were manufactured using non-domestic pig iron and direct reduced iron in projects that receive funds from either the CWSRF or DWSRF. Any project that received or will receive funds from the CWSRF or DWSRF beginning with the enactment of P.L. 113-76, the "Consolidated Appropriations Act, 2014," may use this waiver for iron and steel that use these intermediate goods.

Rationale: The AIS provisions require CWSRF and DWSRF assistance recipients to use specific domestic iron and steel products that are produced in the United States if the project is funded

¹Absent a waiver, all treatment works and drinking water facilities that are constructed, in whole or in part, with funds from the CWSRF or the DWSRF, must use American made iron and steel. EPA is allowed under certain circumstances to provide waivers of this requirement.

through an SRF assistance agreement unless the Agency determines that it is necessary to waive this requirement. EPA has authority to issue waivers in accordance with Section 608(c)(2) of the Clean Water Act and the AIS provisions extended by P.L. 113-235, the "Consolidated and Further Continuing Appropriations Act, 2015," under the authority of Section 424(b)(2). The provision states in part: "[the requirements] shall not apply in any case or category of cases in which the Administrator of the Environmental Protection Agency...finds that – iron and steel products are not produced in the United States in sufficient and reasonably available quantities and of a satisfactory quality."

Product manufacturers and suppliers informed EPA of concerns about the sufficient availability of domestically produced pig iron and direct reduced iron. The iron and steel products produced at steel mills and foundries that use non-domestic intermediate goods are not compliant with the AIS requirements. AIS compliant products used at water and wastewater projects could be in extremely short supply should a waiver of the intermediate goods not be available.

EPA conducted extensive market research on the supply of pig iron and direct reduced iron and found that domestic supplies of these goods sold on the open market are generally not available. There are three major types of facilities that manufacture iron and steel finished products: basic oxygen furnace steel mills (BOF), electric arc furnace steel mills (EAF) and foundries. BOF steel mills undertake both iron making and steel making, as molten iron from the blast furnace is the required feedstock for BOF steel production. EAF steel mills and foundries, on the other hand, use iron and steel scrap as their principal feedstock, which must be supplemented with the use of pig iron and/or direct reduced iron in their manufacturing processes to achieve required steel qualities.

EPA market research has shown that BOF steel mills are able to produce adequate amounts of pig iron to meet their own demands, but these mills use the bulk of this production for their own processes and do not sell pig iron on the open market in sufficient quantities. At this time, there is only one producer of direct reduced iron operating in the U.S. and the company uses the output internally for EAF steel production. Therefore, EAF steel mills and foundries must import pig iron and direct reduced iron to meet their iron needs.

At least 60 percent of the nation's steel production comes from the EAF steel mills that use non-domestic pig iron and direct reduced iron in their manufacturing processes. Consequently, the majority of steel used in water and wastewater projects would not be compliant with the AIS requirements absent this waiver. Similarly, most, if not all, of the iron foundries in the United States use non-domestic pig iron and direct reduced iron to produce cast and ductile iron products used by water and wastewater projects. Therefore, the majority of iron used in water and wastewater projects would not be compliant with the AIS requirements absent this waiver. Hence, EPA is hereby providing a nationwide waiver pursuant to AIS requirements to cover the non-domestic intermediate iron goods used in the manufacture of iron and/or steel components and products for water and wastewater projects.

Public Comments: EPA requested comments on the draft national waiver and a majority of the comments received were supportive of a national waiver. The commenters in support of the waiver agreed with the Agency's conclusion that pig iron and direct reduced iron are not

produced in the United States in sufficient and reasonably available quantities to meet the needs of many domestic foundries and steel mills. These commenters believe that the waiver will ensure that pig iron and direct reduced iron are treated similarly to raw material inputs in iron and steel manufacturing and by doing so the EPA will preserve the viability of the AIS requirement. These commenters also state that the waiver would treat pig iron and direct reduced iron in a manner consistent with the implementation of other similar federal laws such as the Federal Highway Administration's Buy America requirement. The FHWA issued a similar nationwide waiver of the Buy America requirements in 1995 for pig iron and processed, pelletized and reduced iron ore.

A few commenters challenged the Agency's issuance of a nationwide waiver of the AIS requirements for pig iron and direct reduced iron. These commenters disagreed with the Agency's interpretation of the AIS requirements and stated that raw materials used in iron and steel production must also be produced in the United States. In addition, the commenters questioned whether the Agency could exempt iron and steel products that are composed of non-domestic materials.

The statutory language lists the categories of products that are considered "iron and steel products." The statutory requirements include provisions that allow the EPA to issue waivers under defined conditions, including the case where iron and steel products are not produced in the United States in sufficient and reasonably available quantities. The Agency's market research, supported by comments from manufacturers, has shown that pig iron and direct reduced iron are not produced in the United States in sufficient and reasonably available quantities. Therefore the Agency is authorized to issue a waiver for iron and steel products composed of non-domestic pig iron and direct reduced iron.

Legal Authority: Legal authority for the AIS requirements for CWSRF projects is included under Sec. 608(c)(2) of the Clean Water Act and previously under P.L. 113-76, the "Consolidated Appropriations Act, 2014," under the authority of Section 436(b)(2). Legal authority for the AIS requirements for DWSRF projects is included under P.L. 113-235, the "Consolidated and Further Continuing Appropriations Act, 2015," under the authority of Section 424(b)(2) and also previously under P.L. 113-76. This waiver will continue in force for DWSRF projects under any continuing resolutions or statutes that use similar language as in Section 424 of the "Consolidated and Further Continuing Appropriations Act, 2015."

If you have questions concerning the contents of this memorandum, please contact Timothy Connor, Chemical Engineer, Municipal Support Division, at connor.timothy@epa.gov or (202) 566-1059 or Kiri Anderer, Environmental Engineer, Drinking Water Protection Division, at anderer.kirsten@epa.gov or (202) 564-3134.



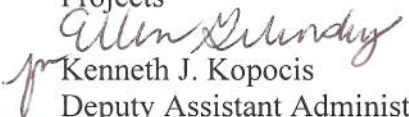
UNITED STATES ENVIRONMENTAL PROTECTION AGENCY
WASHINGTON, D.C. 20460

FEB 18 2015

OFFICE OF WATER

DECISION MEMORANDUM

SUBJECT: Short-Term National Product Waiver for Stainless Steel Nuts and Bolts used in Pipe Couplings, Restraints, Joints, Flanges, and Saddles for State Revolving Fund Projects

FROM:  Kenneth J. Kopocis
Deputy Assistant Administrator

The U.S. Environmental Protection Agency is hereby granting a national product waiver pursuant to the "American Iron and Steel" provisions of the Clean Water Act and Public Law 113-235, the "Consolidated and Further Continuing Appropriations Act, 2015."¹ The waiver permits the use of non-domestically produced stainless steel nuts and bolts in bolting-type pipe couplings, restraints, joints, flanges and repair saddles in iron and steel products for projects funded by a Clean Water or Drinking Water State Revolving Fund that may otherwise be prohibited absent this waiver. This national product waiver is short-term, applying to the covered products if those products are purchased up until one year after the waiver's signature date. The waiver is retroactive and also applies to products purchased before the signature date. Covered products purchased prior to the waiver's signature date or within the one-year period may be used subsequent to the waiver expiration date.

Coverage: The specific product categories covered by this waiver include bolted expansion joints, bolted dismantling joints, bolted pipe couplings, bolted pipe restraints, bolted pipe flanges, bolted flange adapters, bolted pipe repair or service saddles, bolted mechanical joints, and pipe hangers and supports. Non-domestic stainless steel nuts and bolts may be incorporated into these specific products; however, all other iron and steel components in these products, unless subject to a waiver, must still meet the AIS requirements. In other words, this waiver does not exempt the whole product, or any of the main iron or steel components such as the ring, sleeve, body, flange spool or mechanical joint, from the AIS requirements just because stainless steel nuts and bolts are used. Any project that receives funds from the CWSRF or DWSRF since the enactment of P.L. 113-76, the "Consolidated Appropriations Act, 2014," is required to comply with the AIS provisions.

¹ Absent a waiver, all treatment works and drinking water facilities that are constructed, in whole or in part, with funds from the CWSRF or the DWSRF, must use American made iron and steel. EPA is allowed under certain circumstances to provide waivers of this requirement.

Rationale: The AIS provisions require CWSRF and DWSRF assistance recipients to use specific domestic iron and steel products that are produced in the United States if the project is funded through an SRF assistance agreement unless the Agency determines that it is necessary to waive this requirement. EPA has authority to issue waivers in accordance with Section 608(c)(2) of the Clean Water Act and the AIS provisions extended by P.L. 113-235, the "Consolidated and Further Continuing Appropriations Act, 2015," under the authority of Section 424(b)(2). The provision states in part: "[the requirements] shall not apply in any case or category of cases in which the Administrator of the Environmental Protection Agency... finds that – iron and steel products are not produced in the United States in sufficient and reasonably available quantities and of a satisfactory quality."

Product manufacturers and suppliers informed EPA of concerns about insufficient availability of appropriate domestically produced stainless steel nuts and bolts for use in their bolting-type products. They noted concerns about both delivery (up to six-month delays) and pricing (as much as ten-fold increases per fastener piece).

EPA conducted extensive research and outreach into the market supply of the required parts and determined that, at the time of this waiver, the current manufacturers and suppliers of domestic stainless steel nuts and bolts used in the products identified above are not able to deliver sufficient and reasonably available quantities and sizes of stainless steel nuts and bolts for the products needed. Although special-order stainless steel nuts and bolts might be obtainable for select requests, the lag-time for delivery of these products does not meet the requirements of most projects or suppliers. However, one supplier informed EPA that it is in the process of increasing its supply of domestic nuts and bolts and expects to be providing increased supply within several months. Hence, EPA is providing a national product waiver for one year. Prior to the expiration of the waiver, EPA intends to reassess the market and supply for stainless steel nuts and bolts for the products of interest and will reassess the need for reissuing this waiver.

Public Comments: EPA received comments generally in favor of issuing a waiver. Several commenters requested that EPA include additional types of stainless steel bolts and rods within purview of this waiver, as follows: threaded U-bolts used as a part of a pipe saddle; the restraint rod in bolted pipe restraints; joint harness tie bolts; threaded hook rods in adjustable beam clamps; and pipe hanger rods. EPA is declining to include these products in this waiver. The pipe hanger rods and threaded hook rods are not integral to the coupling products covered by this waiver. Additionally, market research shows that the requested additional rods/U-bolts/harness tie bolts integrated within the couplings covered by this waiver are all domestically available. Their availability is in sufficient quantity to differentiate them from the covered stainless steel bolts and nuts covered herein.

Some commenters requested that EPA make the waiver a permanent action. EPA has decided to issue the waiver for a one-year term. Prior to the expiration of the waiver, EPA will reassess the product market for any changes in domestic availability. As noted above, EPA learned that at least one domestic manufacturer has expressed interest in producing AIS compliant products that would meet the need addressed by this waiver. Hence, EPA has determined that it will not issue a permanent waiver at this time.

Other commenters requested that EPA clarify the coverage of this waiver for past and future products, in other words explain whether products purchased prior to enactment of this waiver would be covered. As noted above, the waiver is retroactive. Recipients thus may use products covered by this waiver that were purchased prior to the signature date.

Finally, one commenter suggested that all fasteners (regardless of whether or not they are stainless steel) be excluded from the AIS requirement. EPA declines to act on this recommendation. While EPA understands that for some manufacturers there is significant burden to track, obtain, store and manage separate stocks of domestic and foreign fasteners within their product lines, it does not consider this waiver to be the appropriate means to address this issue. EPA understands that domestic fastener manufacturers can provide most of the types and sizes of non-stainless steel fasteners needed for covered projects and therefore EPA will not include all fasteners.

Legal Authority: Legal authority for the AIS requirements for CWSRF projects is included under Sec. 608(c)(2) of the Clean Water Act and previously under P.L. 113-76, the "Consolidated Appropriations Act, 2014," under the authority of Section 436(b)(2). Legal authority for the AIS requirements for DWSRF projects is included under P.L. 113-235, the "Consolidated and Further Continuing Appropriations Act, 2015," under the authority of Section 424(b)(2) and also previously under P.L. 113-76. This waiver will continue in force for DWSRF projects under any continuing resolutions or statutes that use similar language as in Section 424 of the "Consolidated and Further Continuing Appropriations Act, 2015."

If you have questions concerning the contents of this memorandum, please contact Timothy Connor, Chemical Engineer, Municipal Support Division, at connor.timothy@epa.gov or (202) 566-1059 or Kiri Anderer, Environmental Engineer, Drinking Water Protection Division, at anderer.kirsten@epa.gov or (202) 564-3134.

STATE OF DELAWARE
DIVISION OF FACILITIES MANAGEMENT

GENERAL CONDITIONS

**TO THE
CONTRACT**

The General Conditions of this Contract are as stated in the American Institute of Architects Document AIA A201 (2007 Edition) entitled General Conditions of the Contract for Construction and is part of this project manual as if herein written in full.

SECTION 00 73 13 - SUPPLEMENTARY GENERAL CONDITIONS A201-2007

The following supplements modify the “General Conditions of the Contract for Construction,” AIA Document A201-2007. Where a portion of the General Conditions is modified or deleted by the Supplementary Conditions, the unaltered portions of the General Conditions shall remain in effect.

TABLE OF ARTICLES

1. GENERAL PROVISIONS
2. OWNER
3. CONTRACTOR
4. ADMINISTRATION OF THE CONTRACT
5. SUBCONTRACTORS
6. CONSTRUCTION BY OWNER OR BY SEPARATE CONTRACTORS
7. CHANGES IN THE WORK
8. TIME
9. PAYMENTS AND COMPLETION
10. PROTECTION OF PERSONS AND PROPERTY
11. INSURANCE AND BONDS
12. UNCOVERING AND CORRECTION OF WORK
13. MISCELLANEOUS PROVISIONS
14. TERMINATION OR SUSPENSION OF THE CONTRACT
15. CLAIMS AND DISPUTES

ARTICLE 1: GENERAL PROVISIONS

1.1 BASIC DEFINITIONS

1.1.1 THE CONTRACT DOCUMENTS

Delete the last sentence in its entirety and replace with the following:

“The Contract Documents also include Advertisement for Bid, Instructions to Bidder, sample forms, the Bid Form, the Contractor’s completed Bid and the Award Letter.”

Add the following Paragraph:

1.1.1.1 In the event of conflict or discrepancies among the Contract Documents, the Documents prepared by the State of Delaware, Division of Facilities Management shall take precedence over all other documents.

1.2 CORRELATION AND INTENT OF THE CONTRACT DOCUMENTS

Add the following Paragraphs:

1.2.4 In the case of an inconsistency between the Drawings and the Specifications, or within either document not clarified by addendum, the better quality or greater quantity of work shall be provided in accordance with the Architect’s interpretation.

1.2.5 The word “PROVIDE” as used in the Contract Documents shall mean “FURNISH AND INSTALL” and shall include, without limitation, all labor, materials, equipment, transportation, services and other items required to complete the Work.

1.2.6 The word “PRODUCT” as used in the Contract Documents means all materials, systems and equipment.

1.5 OWNERSHIP AND USE OF DRAWINGS, SPECIFICATIONS AND OTHER INSTRUMENTS OF SERVICE

Delete Paragraph 1.5.1 in its entirety and replace with the following:

“All pre-design studies, drawings, specifications and other documents, including those in electronic form, prepared by the Architect under this Agreement are, and shall remain, the property of the Owner whether the Project for which they are made is executed or not. Such documents may be used by the Owner to construct one or more like Projects without the approval of, or additional compensation to, the Architect. The Contractor, Subcontractors, Sub-subcontractors and Material or Equipment Suppliers are authorized to use and reproduce applicable portions of the Drawings, Specifications and other documents prepared by the Architect and the Architect’s consultants appropriate to and for use in the execution of their Work under the Contract Documents. They are not to be used by the Contractor or any Subcontractor, Sub-subcontractor or Material and Equipment Supplier on other Projects or for additions to this Project outside the scope of the Work without the specific written consent of the Owner, Architect and Architect’s consultants.

The Architect shall not be liable for injury or damage resulting from the re-use of drawings and specifications if the Architect is not involved in the re-use Project. Prior to re-use of construction documents for a Project in which the Architect is not also involved, the Owner will remove from such documents all identification of the original Architect, including name, address and professional seal or stamp.”

Delete Paragraph 1.5.2 in its entirety.

ARTICLE 2: OWNER

2.2 INFORMATION AND SERVICES REQUIRED OF THE OWNER

To Subparagraph 2.2.3 – Add the following sentence:

“The Contractor, at their expense shall bear the costs to accurately identify the location of all underground utilities in the area of their excavation and shall bear all cost for any repairs required, out of failure to accurately identify said utilities.”

Delete Subparagraph 2.2.5 in its entirety and substitute the following:

2.2.5 The Contractor shall be furnished free of charge up to five (5) sets of the Drawings and Project Manuals. Additional sets will be furnished at the cost of reproduction, postage and handling.

ARTICLE 3: CONTRACTOR

3.2 REVIEW OF CONTRACT DOCUMENTS AND FIELD CONDITIONS BY CONTRACTOR

Amend Paragraph 3.2.2 to state that any errors, inconsistencies or omissions discovered shall be reported to the Architect and Owner immediately.

Delete the third sentence in Paragraph 3.2.3.

3.3 SUPERVISION AND CONSTRUCTION PROCEDURES

Add the following Paragraphs:

3.3.2.1 The Contractor shall immediately remove from the Work, whenever requested to do so by the Owner, any person who is considered by the Owner or Architect to be incompetent or disposed to be so disorderly, or who for any reason is not satisfactory to the Owner, and that person shall not again be employed on the Work without the consent of the Owner or the Architect.

3.3.4 The Contractor must provide suitable storage facilities at the Site for the proper protection and safe storage of their materials. Consult the Owner and the Architect before storing any materials.

3.3.5 When any room is used as a shop, storeroom, office, etc., by the Contractor or Subcontractor(s) during the construction of the Work, the Contractor making use

of these areas will be held responsible for any repairs, patching or cleaning arising from such use.

3.4 LABOR AND MATERIALS

Add the Following Paragraphs:

- 3.4.4 Before starting the Work, each Contractor shall carefully examine all preparatory Work that has been executed to receive their Work. Check carefully, by whatever means are required, to insure that its Work and adjacent, related Work, will finish to proper contours, planes and levels. Promptly notify the General Contractor/Construction Manager of any defects or imperfections in preparatory Work which will in any way affect satisfactory completion of its Work. Absence of such notification will be construed as an acceptance of preparatory Work and later claims of defects will not be recognized.
- 3.4.5 Under no circumstances shall the Contractor's Work proceed prior to preparatory Work having been completely cured, dried and/or otherwise made satisfactory to receive this Work. Responsibility for timely installation of all materials rests solely with the Contractor responsible for that Work, who shall maintain coordination at all times.

3.5 WARRANTY

Add the following Paragraphs:

- 3.5.1 The Contractor will guarantee all materials and workmanship against original defects, except injury from proper and usual wear when used for the purpose intended, for two years after Acceptance by the Owner, and will maintain all items in perfect condition during the period of guarantee.
- 3.5.2 Defects appearing during the period of guarantee will be made good by the Contractor at his expense upon demand of the Owner, it being required that all work will be in perfect condition when the period of guarantee will have elapsed.
- 3.5.3 In addition to the General Guarantee there are other guarantees required for certain items for different periods of time than the two years as above, and are particularly so stated in that part of the specifications referring to same. The said guarantees will commence at the same time as the General Guarantee.
- 3.5.4 If the Contractor fails to remedy any failure, defect or damage within a reasonable time after receipt of notice, the Owner will have the right to replace, repair, or otherwise remedy the failure, defect or damage at the Contractor's expense.

3.11 DOCUMENTS AND SAMPLES AT THE SITE

Add the following Paragraphs:

- 3.11.1 During the course of the Work, the Contractor shall maintain a record set of drawings on which the Contractor shall mark the actual physical location of all piping, valves, equipment, conduit, outlets, access panels, controls, actuators,

including all appurtenances that will be concealed once construction is complete, etc., including all invert elevations.

- 3.11.2 At the completion of the project, the Contractor shall obtain a set of reproducible drawings from the Architect, and neatly transfer all information outlined in 3.11.1 to provide a complete record of the as-built conditions.
- 3.11.3 The Contractor shall provide two (2) prints of the as-built conditions, along with the reproducible drawings themselves, to the Owner and one (1) set to the Architect. In addition, attach one complete set to each of the Operating and Maintenance Instructions/Manuals.

- 3.17 In the second sentence of the paragraph, insert “indemnify” between “shall” and “hold”.

ARTICLE 4: ADMINISTRATION OF THE CONTRACT

4.2 ADMINISTRATION OF THE CONTRACT

Delete the first sentence of Paragraph 4.2.7 and replace with the following:

The Architect will review and approve or take other appropriate action upon the Contractor’s submittals such as Shop Drawings, Product Data and Samples for the purpose of checking for conformance with the Contract Documents.

Delete the second sentence of Paragraph 4.2.7 and replace with the following:

The Architect’s action will be taken with such reasonable promptness as to cause no delay in the Work in the activities of the Owner, Contractor or separate Contractors, while allowing sufficient time in the Owner’s professional judgment to permit adequate review.

Add the following Paragraph:

- 4.2.10.1 There will be no full-time project representative provided by the Owner or Architect on this project.

Add to Paragraph 4.2.13 “and in compliance with all local requirements.” to the end of the sentence

ARTICLE 5: SUBCONTRACTORS

5.2 AWARD OF SUBCONTRACTS AND OTHER CONTRACTS FOR PORTIONS OF THE WORK

Delete Paragraph 5.2.3 in its entirety and replace with the following:

- 5.2.3 If the Owner or Architect has reasonable objection to a person or entity proposed by the Contractor, the Contractor shall propose another to whom the Owner or Architect has no reasonable objection, subject to the statutory requirements of 29 Delaware Code § 6962(d)(10)b.3 and 4.

ARTICLE 6: CONSTRUCTION BY OWNER OR BY SEPARATE CONTRACTORS

6.1 OWNER'S RIGHT TO PERFORM CONSTRUCTION AND TO AWARD SEPARATE CONTRACTS

Delete Paragraph 6.1.4 in its entirety.

6.2 MUTUAL RESPONSIBILITY

6.2.3 In the second sentence, strike the word "shall" and insert the word "may".

ARTICLE 7: CHANGES IN THE WORK

(SEE ARTICLE 7: CHANGES IN WORK IN THE GENERAL REQUIREMENTS)

ARTICLE 8: TIME

8.2 PROGRESS AND COMPLETION

Add the following Paragraphs:

8.2.1.1 Refer to Specification Section SUMMARY OF WORK for Contract time requirements.

8.2.4 If the Work falls behind the Progress Schedule as submitted by the Contractor, the Contractor shall employ additional labor and/or equipment necessary to bring the Work into compliance with the Progress Schedule at no additional cost to the Owner.

8.3 DELAYS AND EXTENSION OF TIME

8.3.1 Strike "arbitration" and insert "remedies at law or in equity".

Add the following Paragraph:

8.3.2.1 The Contractor shall update the status of the suspension, delay, or interruption of the Work with each Application for Payment. (The Contractor shall report the termination of such cause immediately upon the termination thereof.) Failure to comply with this procedure shall constitute a waiver for any claim for adjustment of time or price based upon said cause.

Delete Paragraph 8.3.3 in its entirety and replace with the following:

8.3.3 Except in the case of a suspension of the Work directed by the Owner, an extension of time under the provisions of Paragraph 8.3.1 shall be the Contractor's sole remedy in the progress of the Work and there shall be no payment or compensation to the Contractor for any expense or damage resulting from the delay.

Add the following Paragraph:

- 8.3.4 By permitting the Contractor to work after the expired time for completion of the project, the Owner does not waive their rights under the Contract.

ARTICLE 9: PAYMENTS AND COMPLETION

9.2 SCHEDULE OF VALUES

Add the following Paragraphs:

- 9.2.1 The Schedule of Values shall be submitted using AIA Document G702, Continuation Sheet to G703.
- 9.2.2 The Schedule of Values is to include a line item for Project Closeout Document Submittal. The value of this item is to be no less than 1% of the initial contract amount.

9.3 APPLICATIONS FOR PAYMENT

Add the following Paragraph:

- 9.3.1.3 Application for Payment shall be submitted on AIA Document G702 "Application and Certificate for Payment", supported by AIA Document G703 "Continuation Sheet". Said Applications shall be fully executed and notarized.

Add the following Paragraphs:

- 9.3.4 Until Closeout Documents have been received and outstanding items completed the Owner will pay 95% (ninety-five percent) of the amount due the Contractor on account of progress payments.
- 9.3.5 The Contractor shall provide a current and updated Progress Schedule to the Architect with each Application for Payment. Failure to provide Schedule will be just cause for rejection of Application for Payment.

9.5 DECISIONS TO WITHHOLD CERTIFICATION

Add the following to 9.5.1:

- .8 failure to provide a current Progress Schedule;
- .9 a lien or attachment is filed;
- .10 failure to comply with mandatory requirements for maintaining Record Documents.

9.6 PROGRESS PAYMENTS

Delete Paragraph 9.6.1 in its entirety and replace with the following:

- 9.6.1 After the Architect has approved and issued a Certificate for Payment, payment shall be made by the Owner within 30 days after Owner's receipt of the Certificate for Payment.

9.7 FAILURE OF PAYMENT

In first sentence, strike “seven” and insert “thirty (30)”. Also strike “binding dispute resolution” and insert “remedies at law or in equity”.

9.8 SUBSTANTIAL COMPLETION

To Subparagraph 9.8.3 - Add the following sentence:

“If the Architect is required to make more than 2 inspections of the same portion of work, the Contractor shall be responsible for all costs associated with subsequent inspections including but not limited to any Architect’s fees.”

9.8.5 In the second sentence, strike “shall” and insert “may”.

ARTICLE 10: PROTECTION OF PERSONS AND PROPERTY

10.1 SAFETY PRECAUTIONS AND PROGRAMS

Add the following Paragraphs:

10.1.1.1.1 Each Contractor shall develop a safety program in accordance with the Occupational Safety and Health Act of 1970. A copy of said plan shall be furnished to the Owner and Architect prior to the commencement of that Contractor’s Work.

10.1.2 Each Contractor shall appoint a Safety Representative. Safety Representatives shall be someone who is on site on a full time basis. If deemed necessary by the Owner or Architect, Contractor Safety meetings will be scheduled. The attendance of all Safety Representatives will be required. Minutes will be recorded of said meetings by the Contractor and will be distributed to all parties as well as posted in all job offices/trailers etc.

10.2 SAFETY OF PERSONS AND PROPERTY

Add the following Paragraph:

10.2.4.1 As required in the Hazardous Chemical Act of June 1984, all vendors supplying any material that may be defined as hazardous must provide Material Safety Data Sheets for those products. Any chemical product should be considered hazardous if it has a caution warning on the label relating to a potential physical or health hazard, if it is known to be present in the work place, and if employees may be exposed under normal conditions or in foreseeable emergency situations. Material Safety Data Sheets shall be provided directly to the Owner, along with the shipping slips that include those products.

10.3 HAZARDOUS MATERIALS

Delete Paragraph 10.3.3 in its entirety.

Delete Paragraph 10.3.6 in its entirety.

ARTICLE 11: INSURANCE AND BONDS

11.1 CONTRACTOR'S LIABILITY INSURANCE

11.1.4 Strike "the Owner" immediately following "(1)" and strike "and (2) the Owner as an additional insured for claims caused in whole or in part by the Contractor's negligent acts or omissions during the Contractor's completed operations."

11.2 OWNER'S LIABILITY INSURANCE

Delete Paragraph 11.2 in its entirety.

11.3 PROPERTY INSURANCE

Delete Paragraph 11.3 in its entirety and replace with the following:

11.3 The State will not provide Builder's All Risk Insurance for the Project. The Contractor and all Subcontractors shall provide property coverage for their tools and equipment, as necessary. Any mandatory deductible required by the Contractor's Insurance shall be the responsibility of the Contractor.

11.4 PERFORMANCE BOND AND PAYMENT BOND

11.4.1 Add the following sentence: "The bonds will conform to those forms approved by the Office of Management and Budget."

ARTICLE 12: UNCOVERING AND CORRECTION OF WORK

12.2.2 AFTER SUBSTANTIAL COMPLETION

Add the following Paragraph:

12.2.2.1.1 At any time during the progress of the Work, or in any case where the nature of the defects will be such that it is not expedient to have corrected, the Owner, at its option, will have the right to deduct such sum, or sums, of money from the amount of the Contract as it considers justified to adjust the difference in value between the defective work and that required under contract including any damage to the structure.

12.2.2.1 Strike "one" and insert "two".

12.2.2.2 Strike "one" and insert "two".

12.2.2.3 Strike "one" and insert "two".

12.2.5 In second sentence, strike "one" and insert "two".

ARTICLE 13: MISCELLANEOUS PROVISIONS

13.1 GOVERNING LAW

Strike “except that, if the parties have selected arbitration as the method of binding dispute resolution, the Federal Arbitration Act shall govern Section 15.4.”

13.6 INTEREST

Strike “the date payment is due at such rate as the parties may agree upon in writing or, in the absence thereof, at the legal rate prevailing from time to time at the place where the Project is located.” Insert “30 days of presentment of the authorized Certificate of Payment at the annual rate of 12% or 1% per month.

13.7 TIME LIMITS ON CLAIMS

Strike the last sentence.

Add the following Paragraph:

13.8 CONFLICTS WITH FEDERAL STATUTES OR REGULATIONS

- 13.8.1 If any provision, specifications or requirement of the Contract Documents conflict or is inconsistent with any statute, law or regulation of the government of the United State of America, the Contractor shall notify the Architect and Owner immediately upon discovery.

ARTICLE 14: TERMINATION OR SUSPENSION OF THE CONTRACT

14.4 TERMINATION BY THE OWNER FOR CONVENIENCE

Delete Paragraph 14.4.3 in its entirety and replace with the following:

- 14.4.3 In case of such termination for the Owner’s convenience, the Contractor shall be entitled to receive payment for Work executed, and cost incurred by reason of such termination along with reasonable overhead.

ARTICLE 15: CLAIMS AND DISPUTES

- 15.1.2 Throughout the Paragraph strike “21” and insert “45”.

15.1.6 CLAIMS FOR CONSEQUENTIAL DAMAGES

Delete Paragraph 15.1.6 in its entirety.

15.2 INITIAL DECISION

Delete Paragraph 15.2.5 in its entirety and replace with the following:

- 15.2.5 The Architect will approve or reject Claims by written decision, which shall state the reasons therefore and shall notify the parties of any change in the Contract Sum or Contract Time or both. The approval or rejection of a Claim by the Architect shall be subject to mediation and other remedies at law or in equity.

Delete Paragraph 15.2.6 and its subparagraphs in their entirety.

15.3 MEDIATION

15.3.1 Strike “binding dispute resolution” and insert “any or all remedies at law or in equity”.

15.3.2 In the first sentence, delete “administered by the American Arbitration Association in accordance with its Construction Industry Mediation Procedure in effect on the date of the Agreement,” Strike “binding dispute resolution” and insert “remedies at law and in equity”.

15.4 ARBITRATION

Delete Paragraph 15.4 and its sub-sections in its entirety.

END OF SECTION 00 73 13

STATE OF DELAWARE
DEPARTMENT OF LABOR
DIVISION OF INDUSTRIAL AFFAIRS
OFFICE OF LABOR LAW ENFORCEMENT
PHONE: (302) 761-8200

Mailing Address:
4425 North Market Street
3rd Floor
Wilmington, DE 19802

Located at:
4425 North Market Street
3rd Floor
Wilmington, DE 19802

PREVAILING WAGES FOR HEAVY CONSTRUCTION EFFECTIVE MARCH 15, 2018

CLASSIFICATION	NEW CASTLE	KENT	SUSSEX
ASBESTOS WORKERS	22.57	19.85	43.17
BOILERMAKERS	79.62	32.80	60.17
BRICKLAYERS	67.95	23.69	25.44
CARPENTERS	54.81	54.81	43.57
CEMENT FINISHERS	44.52	24.87	18.53
ELECTRICAL LINE WORKERS	75.22	74.83	66.03
ELECTRICIANS	68.70	68.70	68.70
GLAZIERS	20.85	18.11	12.26
INSULATORS	56.53	56.53	56.53
IRON WORKERS	62.73	62.25	59.55
LABORERS	46.20	46.20	46.20
MILLWRIGHTS	71.60	71.60	57.70
PAINTERS	81.41	81.41	81.41
PILEDRIERS	76.77	40.19	31.28
PLASTERERS	19.64	17.06	11.53
PLUMBERS/PIPEFITTERS/STEAMFITTERS	89.13	79.50	18.27
POWER EQUIPMENT OPERATORS	69.29	64.30	69.29
SHEET METAL WORKERS	31.38	19.47	18.28
SPRINKLER FITTERS	33.82	12.81	10.60
TRUCK DRIVERS	32.64	21.06	22.74

CERTIFIED

08/23/2018

BY:

ADMINISTRATOR, OFFICE OF LABOR LAW ENFORCEMENT

[Signature]
on behalf of the Dept

NOTE: THESE RATES ARE PROMULGATED AND ENFORCED PURSUANT TO THE PREVAILING WAGE REGULATIONS ADOPTED BY THE DEPARTMENT OF LABOR ON APRIL 3, 1992.

CLASSIFICATIONS OF WORKERS ARE DETERMINED BY THE DEPARTMENT OF LABOR. FOR ASSISTANCE IN CLASSIFYING WORKERS, OR FOR A COPY OF THE REGULATIONS OR CLASSIFICATIONS, PHONE 302 761 8200

NON-REGISTERED APPRENTICES MUST BE PAID THE MECHANIC'S RATE.

PROJECT: Flood and wetland mitigation sites 3000 Creek Rd, Yorklyn, DE, New Castle County

PREVAILING WAGE DEBARMENT LIST

The following contractors have been debarred for violations of the prevailing wage law 29Del.C. §6960 or other applicable State statutes.

Therefore, no public construction contract in this State shall be bid on, awarded to, or received by contractors and individuals on this list for a period of (3) three years from the date of the judgment or as deemed by a court of competent jurisdiction.

Contractor	Address	Date of Debarment
Mullen Brothers, Inc. and Daniel Mullen, individually	3375 Garnett Road, Boothwyn, PA 19060	Indefinite/ Civil Contempt
MMR Associates DBA Peninsula Glass and Michael Rooney, individually	679 Horse Pond Road, Dover, DE 19901	1/20/2015
Site Work Safety Supplies, Inc. and Peter Coker, individually	4020 Seven Hickories Road Dover, DE 19904	1/12/2016
Green Granite and Jason Green, individually	604 Heatherbrooke Court Avondale, PA 19311	Indefinite/ Civil Contempt
Pro Image Landscaping, Inc. and Owner(s) individually	23 Commerce Street Wilmington, DE 19801 and/or 2 Cameo Road Claymont, DE 19703	Indefinite/19 Del.C. §108 & 10 Del.C. 542(c)
Liberty Mechanical, LLC and Owner(s), individually	2032 Duncan Road Wilmington, DE 19801	Indefinite/ 19 Del.C. 2374(f)
Integrated Mechanical and Fire Systems Inc. and Allison Sheldon, individually	4601 Governor Printz Boulevard Wilmington, DE 19809	Indefinite/19 Del.C. §108 & 10 Del.C. 542(c)

Updated: May 11, 2017

SECTION 00 73 46 – DAVIS BEACON WAGE RATES

General Decision Number: DE180005 07/27/2018 DE5

State: Delaware

Construction Type: Highway

County: New Castle County in Delaware.

HIGHWAY CONSTRUCTION PROJECTS

Note: Under Executive Order (EO) 13658, an hourly minimum wage of \$10.35 for calendar year 2018 applies to all contracts subject to the Davis-Bacon Act for which the contract is awarded (and any solicitation was issued) on or after January 1, 2015. If this contract is covered by the EO, the contractor must pay all workers in any classification listed on this wage determination at least \$10.35 per hour (or the applicable wage rate listed on this wage determination, if it is higher) for all hours spent performing on the contract in calendar year 2018. The EO minimum wage rate will be adjusted annually. Please note that this EO applies to the above-mentioned types of contracts entered into by the federal government that are subject to the Davis-Bacon Act itself, but it does not apply to contracts subject only to the Davis-Bacon Related Acts, including those set forth at 29 CFR 5.1(a)(2)-(60). Additional information on contractor requirements and worker protections under the EO is available at www.dol.gov/whd/govcontracts.

Modification Number	Publication Date
0	07/27/2018

SUDE2018-002 03/15/2018

	<u>Rates</u>	<u>Fringes</u>
BRICKLAYER.....	\$ 53.89	
CARPENTER.....	\$ 54.62	
CEMENT MASON/CONCRETE FINISHER...	\$ 34.63	
ELECTRICIAN		
Electrician.....	\$ 68.70	
Line Workers.....	\$ 24.02	
IRONWORKER.....	\$ 63.68	
LABORER.....	\$ 43.30	
MILLWRIGHT.....	\$ 17.20	
PAINTER.....	\$ 68.79	

POWER EQUIPMENT OPERATOR	
Piledriver.....	\$ 70.92
Power Equipment Operators...	\$ 45.46
SHEET METAL WORKER.....	
	\$ 24.30
TRUCK DRIVER.....	
	\$ 36.49

WELDERS - Receive rate prescribed for craft performing operation to which welding is incidental.

=====

Note: Executive Order (EO) 13706, Establishing Paid Sick Leave for Federal Contractors applies to all contracts subject to the Davis-Bacon Act for which the contract is awarded (and any solicitation was issued) on or after January 1, 2017. If this contract is covered by the EO, the contractor must provide employees with 1 hour of paid sick leave for every 30 hours they work, up to 56 hours of paid sick leave each year. Employees must be permitted to use paid sick leave for their own illness, injury or other health-related needs, including preventive care; to assist a family member (or person who is like family to the employee) who is ill, injured, or has other health-related needs, including preventive care; or for reasons resulting from, or to assist a family member (or person who is like family to the employee) who is a victim of, domestic violence, sexual assault, or stalking. Additional information on contractor requirements and worker protections under the EO is available at www.dol.gov/whd/govcontracts.

Unlisted classifications needed for work not included within the scope of the classifications listed may be added after award only as provided in the labor standards contract clauses (29CFR 5.5 (a) (1) (ii)).

The body of each wage determination lists the classification and wage rates that have been found to be prevailing for the cited type(s) of construction in the area covered by the wage determination. The classifications are listed in alphabetical order of "identifiers" that indicate whether the particular rate is a union rate (current union negotiated rate for local), a survey rate (weighted average rate) or a union average rate (weighted union average rate).

Union Rate Identifiers

A four letter classification abbreviation identifier enclosed in dotted lines beginning with characters other than "SU" or "UAVG" denotes that the union classification and rate were prevailing for that classification in the survey. Example: PLUM0198-005 07/01/2014. PLUM is an abbreviation identifier of the union which prevailed in the survey for this classification, which in this example would be Plumbers. 0198 indicates the local union number or district council number where applicable, i.e., Plumbers Local 0198. The next number, 005 in the example, is an internal number used in processing the wage determination. 07/01/2014 is the effective date of the most current negotiated rate, which in this example is July 1, 2014.

Union prevailing wage rates are updated to reflect all rate changes in the collective bargaining agreement (CBA) governing this classification and rate.

Survey Rate Identifiers

Classifications listed under the "SU" identifier indicate that no one rate prevailed for this classification in the survey and the published rate is derived by computing a weighted average rate based on all the rates reported in the survey for that classification. As this weighted average rate includes all rates reported in the survey, it may include both union and non-union rates. Example: SULA2012-007 5/13/2014. SU indicates the rates are survey rates based on a weighted average calculation of rates and are not majority rates. LA indicates the State of Louisiana. 2012 is the year of survey on which these classifications and rates are based. The next number, 007 in the example, is an internal number used in producing the wage determination. 5/13/2014 indicates the survey completion date for the classifications and rates under that identifier.

Survey wage rates are not updated and remain in effect until a new survey is conducted.

Union Average Rate Identifiers

Classification(s) listed under the UAVG identifier indicate that no single majority rate prevailed for those classifications; however, 100% of the data reported for the classifications was union data. EXAMPLE: UAVG-OH-0010 08/29/2014. UAVG indicates that the rate is a weighted union average rate. OH indicates the state. The next number, 0010 in the example, is an internal number used in producing the wage determination. 08/29/2014 indicates the survey completion date for the classifications and rates under that identifier.

A UAVG rate will be updated once a year, usually in January of each year, to reflect a weighted average of the current negotiated/CBA rate of the union locals from which the rate is based.

WAGE DETERMINATION APPEALS PROCESS

1.) Has there been an initial decision in the matter? This can be:

- * an existing published wage determination
- * a survey underlying a wage determination
- * a Wage and Hour Division letter setting forth a position on a wage determination matter
- * a conformance (additional classification and rate) ruling

On survey related matters, initial contact, including requests for summaries of surveys, should be with the Wage and Hour Regional Office for the area in which the survey was conducted because those Regional Offices have responsibility for the Davis-Bacon survey program. If the response from this initial contact is not satisfactory, then the process described in 2.) and 3.) should be followed.

With regard to any other matter not yet ripe for the formal process described here, initial contact should be with the Branch of Construction Wage Determinations. Write to:

Branch of Construction Wage Determinations
Wage and Hour Division
U.S. Department of Labor
200 Constitution Avenue, N.W.
Washington, DC 20210

2.) If the answer to the question in 1.) is yes, then an interested party (those affected by the action) can request review and reconsideration from the Wage and Hour Administrator (See 29 CFR Part 1.8 and 29 CFR Part 7). Write to:

Wage and Hour Administrator
U.S. Department of Labor
200 Constitution Avenue, N.W.
Washington, DC 20210

The request should be accompanied by a full statement of the interested party's position and by any information (wage payment data, project description, area practice material, etc.) that the requestor considers relevant to the issue.

3.) If the decision of the Administrator is not favorable, an interested party may appeal directly to the Administrative Review Board (formerly the Wage Appeals Board). Write to:

Administrative Review Board
U.S. Department of Labor
200 Constitution Avenue, N.W.
Washington, DC 20210

4.) All decisions by the Administrative Review Board are final.

END OF GENERAL DECISION

END OF SECTION 00 73 46-2

SECTION 00 81 13 - GENERAL REQUIREMENTS

ARTICLE 1: GENERAL

1.1 CONTRACT DOCUMENTS

1.1.1 The intent of the Contract Documents is to include all items necessary for the proper execution and completion of the Work by the Contractor. The Contract Documents are complementary and what is required by one shall be as binding as if required by all. Performance by the Contractor shall be required to an extent consistent with the Contract Documents and reasonably inferable from them as being necessary to produce the intended results.

1.1.2 Work including material purchases shall not begin until the Contractor is in receipt of a bonafide State of Delaware Purchase Order. Any work performed or material purchases prior to the issuance of the Purchase Order is done at the Contractor's own risk and cost.

1.2 EQUALITY OF EMPLOYMENT OPPORTUNITY ON PUBLIC WORKS

1.2.1 For Public Works Projects financed in whole or in part by state appropriation the Contractor agrees that during the performance of this contract:

1. The Contractor will not discriminate against any employee or applicant for employment because of race, creed, sex, color, sexual orientation, gender identity or national origin. The Contractor will take positive steps to ensure that applicants are employed and that employees are treated during employment without regard to their race, creed, sex, color, sexual orientation, gender identity or national origin. Such action shall include, but not be limited to, the following: employment, upgrading, demotion or transfer; recruitment or recruitment advertising; layoff or termination; rates of pay or other forms of compensation; and selection for training, including apprenticeship. The Contractor agrees to post in conspicuous places available to employees and applicants for employment notices to be provided by the contracting agency setting forth this nondiscrimination clause.
2. The Contractor will, in all solicitations or advertisements for employees placed by or on behalf of the Contractor, state that all qualified applicants will receive consideration for employment without regard to race, creed, sex, color, sexual orientation, gender identity or national origin."

ARTICLE 2: OWNER

(NO ADDITIONAL GENERAL REQUIREMENTS – SEE SUPPLEMENTARY GENERAL CONDITIONS)

ARTICLE 3: CONTRACTOR

3.1 Schedule of Values: The successful Bidder shall within twenty (20) days after receiving notice to proceed with the work, furnish to the Owner a complete schedule of values on the various items comprising the work.

- 3.2 Subcontracts: Upon approval of Subcontractors, the Contractor shall award their Subcontracts as soon as possible after the signing of their own contract and see that all material, their own and those of their Subcontractors, are promptly ordered so that the work will not be delayed by failure of materials to arrive on time.
- 3.3 Before commencing any work or construction, the General Contractor is to consult with the Owner as to matters in connection with access to the site and the allocation of Ground Areas for the various features of hauling, storage, etc.
- 3.4 The Contractor shall supervise and direct the Work, using the Contractor's best skill and attention. The Contractor shall be solely responsible for and have control over construction means, methods, techniques, sequences and procedures and for coordinating all portions of the Work under the Contract, unless the Contract Documents give other specific instructions.
- 3.5 The Contractor shall enforce strict discipline and good order among the Contractor's employees and other persons carrying out the Contract. The Contractor shall not permit employment of unfit persons or persons not skilled in tasks assigned to them.
- 3.6 The Contractor warrants to the Owner that materials and equipment furnished will be new and of good quality, unless otherwise permitted, and that the work will be free from defects and in conformance with the Contract Documents. Work not conforming to these requirements, including substitutions not properly approved, may be considered defective. If required by the Owner, the Contractor shall furnish evidence as to the kind and quality of materials and equipment provided.
- 3.7 Unless otherwise provided, the Contractor shall pay all sales, consumer, use and other similar taxes, and shall secure and pay for required permits, fees, licenses, and inspections necessary for proper execution of the Work.
- 3.8 The Contractor shall comply with and give notices required by laws, ordinances, rules, regulations, and lawful orders of public authorities bearing on performance of the Work. The Contractor shall promptly notify the Owner if the Drawings and Specifications are observed to be at variance therewith.
- 3.9 The Contractor shall be responsible to the Owner for the acts and omissions of the Contractor's employees, Subcontractors and their agents and employees, and other persons performing portions of the Work under contract with the Contractor.
- 3.10 The Contractor shall keep the premises and surrounding area free from accumulation of waste materials or rubbish caused by operations under the Contract. At completion of the Work the Contractor shall remove from and about the Project all waste materials, rubbish, the Contractor's tools, construction equipment, machinery and surplus materials. The Contractor shall be responsible for returning all damaged areas to their original conditions.
- 3.11 STATE LICENSE AND TAX REQUIREMENTS
- 3.11.1 Each Contractor and Subcontractor shall be licensed to do business in the State of Delaware and shall pay all fees and taxes due under State laws. In conformance with Section 2503, Chapter 25, Title 30, Delaware Code, "the Contractor shall furnish the Delaware Department of Finance within ten (10) days after entering into any contract with a

contractor or subcontractor not a resident of this State, a statement of total value of such contract or contracts together with the names and addresses of the contracting parties.”

- 3.12 The Contractor shall comply with all requirements set forth in Section 6962, Chapter 69, Title 29 of the Delaware Code.
- 3.13 During the contract Work, the Contractor and each Subcontractor, shall implement an Employee Drug Testing Program in accordance with OMB Regulation 4104 - “Regulations for the Drug Testing of Contractor and Subcontractor Employees Working on “Large Public Works Projects”. “Large Public Works” is based upon the current threshold required for bidding Public Works as set by the Purchasing and Contracting Advisory Council.

ARTICLE 4: ADMINISTRATION OF THE CONTRACT

4.1 CONTRACT SURETY

4.1.1 PERFORMANCE BOND AND LABOR AND MATERIAL PAYMENT BOND

- 4.1.2 All bonds will be required as follows unless specifically waived elsewhere in the Bidding Documents.

- 4.1.3 Contents of Performance Bonds – The bond shall be in the form approved by the Office of Management and Budget. The bond shall be conditioned upon the faithful compliance and performance by the successful bidder of each and every term and condition of the contract and the proposal, plans, specifications, and bid documents thereof. Each term and condition shall be met at the time and in the manner prescribed by the Contract, Bid documents and the specifications, including the payment in full to every person furnishing material or performing labor in the performance of the Contract, of all sums of money due the person for such labor and material. (The bond shall also contain the successful bidder’s guarantee to indemnify and save harmless the State and the agency from all costs, damages and expenses growing out of or by reason of the Contract in accordance with the Contract.)

- 4.1.4 Invoking a Performance Bond – The agency may, when it considers that the interest of the State so require, cause judgement to be confessed upon the bond.

- 4.1.5 Within twenty (20) days after the date of notice of award of contract, the Bidder to whom the award is made shall furnish a Performance Bond and Labor and Material Payment Bond, each equal to the full amount of the Contract price to guarantee the faithful performance of all terms, covenants and conditions of the same. The bonds are to be issued by an acceptable Bonding Company licensed to do business in the State of Delaware and shall be issued in duplicate.

- 4.1.6 Performance and Payment Bonds shall be maintained in full force (warranty bond) for a period of two (2) years after the date of the Certificate for Final Payment. The Performance Bond shall guarantee the satisfactory completion of the Project and that the Contractor will make good any faults or defects in his work which may develop during the period of said guarantees as a result of improper or defective workmanship, material or apparatus, whether furnished by themselves or their Sub-Contractors. The Payment Bond shall guarantee that the Contractor shall pay in full all persons, firms or corporations who furnish labor or material or both labor and material for, or on account of, the work included herein. The bonds shall be paid for by

this Contractor. The Owner shall have the right to demand that the proof parties signing the bonds are duly authorized to do so.

4.2 FAILURE TO COMPLY WITH CONTRACT

- 4.2.1 If any firm entering into a contract with the State, or Agency that neglects or refuses to perform or fails to comply with the terms thereof, the Agency which signed the Contract may terminate the Contract and proceed to award a new contract in accordance with this Chapter 69, Title 29 of the Delaware Code or may require the Surety on the Performance Bond to complete the Contract in accordance with the terms of the Performance Bond. Nothing herein shall preclude the Agency from pursuing additional remedies as otherwise provided by law.

4.3 CONTRACT INSURANCE AND CONTRACT LIABILITY

- 4.3.1 In addition to the bond requirements stated in the Bid Documents, each successful Bidder shall purchase adequate insurance for the performance of the Contract and, by submission of a Bid, agrees to indemnify and save harmless and to defend all legal or equitable actions brought against the State, any Agency, officer and/or employee of the State, for and from all claims of liability which is or may be the result of the successful Bidder's actions during the performance of the Contract.

- 4.3.2 The purchase or nonpurchase of such insurance or the involvement of the successful Bidder in any legal or equitable defense of any action brought against the successful Bidder based upon work performed pursuant to the Contract will not waive any defense which the State, its agencies and their respective officers, employees and agents might otherwise have against such claims, specifically including the defense of sovereign immunity, where applicable, and by the terms of this section, the State and all agencies, officers and employees thereof shall not be financially responsible for the consequences of work performed, pursuant to said contract.

4.4 RIGHT TO AUDIT RECORDS

- 4.4.1 The Owner shall have the right to audit the books and records of a Contractor or any Subcontractor under any Contract or Subcontract to the extent that the books and records relate to the performance of the Contract or Subcontract.
- 4.4.2 Said books and records shall be maintained by the Contractor for a period of seven (7) years from the date of final payment under the Prime Contract and by the Subcontractor for a period of seven (7) years from the date of final payment under the Subcontract.

ARTICLE 5: SUBCONTRACTORS

5.1 SUBCONTRACTING REQUIREMENTS

- 5.1.1 All contracts for the construction, reconstruction, alteration or repair of any public building (not a road, street or highway) shall be subject to the following provisions:
1. A contract shall be awarded only to a Bidder whose Bid is accompanied by a statement containing, for each Subcontractor category, the name and address (city

or town and State only – street number and P.O. Box addresses not required) of the subcontractor whose services the Bidder intends to use in performing the Work and providing the material for such Subcontractor category.

2. A Bid will not be accepted nor will an award of any Contract be made to any Bidder which, as the Prime Contractor, has listed itself as the Subcontractor for any Subcontractor unless:

- A. It has been established to the satisfaction of the awarding Agency that the Bidder has customarily performed the specialty work of such Subcontractor category by artisans regularly employed by the Bidder's firm;
- B. That the Bidder is duly licensed by the State to engage in such specialty work, if the State requires licenses; and
- C. That the Bidder is recognized in the industry as a bona fide Subcontractor or Contractor in such specialty work and Subcontractor category.

- 5.1.2 The decision of the awarding Agency as to whether a Bidder who list itself as the Subcontractor for a Subcontractor category shall be final and binding upon all Bidders, and no action of any nature shall lie against any awarding agency or its employees or officers because of its decision in this regard.

- 5.1.3 After such a Contract has been awarded, the successful Bidder shall not substitute another Subcontractor for any Subcontractor whose name was set forth in the statement which accompanied the Bid without the written consent of the awarding Agency.

- 5.1.4 No Agency shall consent to any substitution of Subcontractors unless the Agency is satisfied that the Subcontractor whose name is on the Bidders accompanying statement:

- A. Is unqualified to perform the work required;
- B. Has failed to execute a timely reasonable Subcontract;
- C. Has defaulted in the performance on the portion of the work covered by the Subcontract; or
- D. Is no longer engaged in such business.

- 5.1.5 Should a Bidder be awarded a contract, such successful Bidder shall provide to the agency the taxpayer identification license numbers of such subcontractors. Such numbers shall be provided on the later of the date on which such subcontractor is required to be identified or the time the contract is executed. The successful Bidder shall provide to the agency to which it is contracting, within 30 days of entering into such public works contract, copies of all Delaware Business licenses of subcontractors and/or independent contractors that will perform work for such public works contract. However, if a subcontractor or independent contractor is hired or contracted more than 20 days after the Bidder entered the public works contract the Delaware Business license of such subcontractor or independent contractor shall be provided to the agency within 10 days of being contracted or hired.

- 5.1.6 The Contractor may employ additional Subcontractors on the jobsite only after submitting a copy of the Subcontractor's Employee Drug Testing Program to the Owner for approval. A Contractor or Subcontractor shall not commence work until the Owner has concluded its review and determined that the submitted Employee Drug Testing Program complies with OMB Regulation 4104.

5.2 PENALTY FOR SUBSTITUTION OF SUBCONTRACTORS

- 5.2.1 Should the Contractor fail to utilize any or all of the Subcontractors in the Contractor's Bid statement in the performance of the Work on the public bidding, the Contractor shall be penalized in the amount of (project specific amount*). The Agency may determine to deduct payments of the penalty from the Contractor or have the amount paid directly to the Agency. Any penalty amount assessed against the Contractor may be remitted or refunded, in whole or in part, by the Agency awarding the Contract, only if it is established to the satisfaction of the Agency that the Subcontractor in question has defaulted or is no longer engaged in such business. No claim for the remission or refund of any penalty shall be granted unless an application is filed within one year after the liability of the successful Bidder accrues. All penalty amounts assessed and not refunded or remitted to the contractor shall be reverted to the State.

*one (1) percent of contract amount not to exceed \$10,000

5.3 ASBESTOS ABATEMENT

- 5.3.1 The selection of any Contractor to perform asbestos abatement for State-funded projects shall be approved by the Office of Management and Budget, Division of Facilities Management pursuant to Chapter 78 of Title 16.

5.4 STANDARDS OF CONSTRUCTION FOR THE PROTECTION OF THE PHYSICALLY HANDICAPPED

- 5.4.1 All Contracts shall conform with the standard established by the Delaware Architectural Accessibility Board unless otherwise exempted by the Board.

5.5 CONTRACT PERFORMANCE

- 5.5.1 Any firm entering into a Public Works Contract that neglects or refuses to perform or fails to comply with its terms, the Agency may terminate the Contract and proceed to award a new Contract or may require the Surety on the Performance Bond to complete the Contract in accordance with the terms of the Performance Bond.

ARTICLE 6: CONSTRUCTION BY OWNER OR SEPARATE CONTRACTORS

- 6.1 The Owner reserves the right to simultaneously perform other construction or operations related to the Project with the Owner's own forces, and to award separate contracts in connection with other portions of the Project or other Projects at the same site.
- 6.2 The Contractor shall afford the Owner and other Contractors reasonable opportunity for access and storage of materials and equipment, and for the performance of their activities, and shall

connect and coordinate their activities with other forces as required by the Contract Documents.

ARTICLE 7: CHANGES IN THE WORK

- 7.1 The Owner, without invalidating the Contract, may order changes in the Work consisting of Additions, Deletions, Modifications or Substitutions, with the Contract Sum and Contract completion date being adjusted accordingly. Such changes in the Work shall be authorized by written Change Order signed by the Professional, as the duly authorized agent, the Contractor and the Owner.
- 7.2 The Contract Sum and Contract Completion Date shall be adjusted only by a fully executed Change Order.
- 7.3 The additional cost, or credit to the Owner resulting from a change in the Work shall be by mutual agreement of the Owner, Contractor and the Architect. In all cases, this cost or credit shall be based on the 'DPE' wages required and the "invoice price" of the materials/equipment needed.
- 7.3.1 "DPE" shall be defined to mean "direct personnel expense". Direct payroll expense includes prevailing wage rates plus a maximum multiplier of 1.35 times DPE. For example, if the prevailing wage rate is \$50/hour, the DPE would be \$67.50/hour (50 x 1.35).
- 7.3.2 "Invoice price" of materials/equipment shall be defined to mean the actual cost of materials and/or equipment that is paid by the Contractor, (or subcontractor), to a material distributor, direct factory vendor, store, material provider, or equipment leasing entity. Rates for equipment that is leased and/or owned by the Contractor or subcontractor(s) shall not exceed those listed in the latest version of the "Means Building Construction Cost Data" publication.
- 7.3.3 In addition to the above, the General Contractor is allowed a fifteen percent (15%) markup for overhead and profit for additional work performed by the General Contractor's own forces. For additional subcontractor work, the Subcontractor is allowed a fifteen (15) percent overhead and profit on change order work above and beyond the direct costs stated previously. To this amount, the General Contractor will be allowed a mark-up not exceeding seven and one half percent (7.5%) on the subcontractors work. These mark-ups shall include all costs including, but not limited to: overhead, profit, bonds, insurance, supervision, etc. No markup is permitted on the work of the subcontractors subcontractor. No additional costs shall be allowed for changes related to the Contractor's onsite superintendent/staff, or project manager, unless a change in the work changes the project duration and is identified by the CPM schedule. There will be no other costs associated with the change order.

ARTICLE 8: TIME

- 8.1 Time limits, if any, are as stated in the Project Manual. By executing the Agreement, the Contractor confirms that the stipulated limits are reasonable, and that the Work will be completed within the anticipated time frame.
- 8.2 If progress of the Work is delayed at any time by changes ordered by the Owner, by labor disputes, fire, unusual delay in deliveries, abnormal adverse weather conditions, unavoidable

casualties or other causes beyond the Contractor's control, the Contract Time shall be extended for such reasonable time as the Owner may determine.

- 8.3 Any extension of time beyond the date fixed for completion of the construction and acceptance of any part of the Work called for by the Contract, or the occupancy of the building by the Owner, in whole or in part, previous to the completion shall not be deemed a waiver by the Owner of his right to annul or terminate the Contract for abandonment or delay in the matter provided for, nor relieve the Contractor of full responsibility.

8.4 SUSPENSION AND DEBARMENT

- 8.4.1 Per Section 6962(d)(14), Title 29, Delaware Code, "Any Contractor who fails to perform a public works contract or complete a public works project within the time schedule established by the Agency in the Invitation To Bid, may be subject to Suspension or Debarment for one or more of the following reasons: a) failure to supply the adequate labor supply ratio for the project; b) inadequate financial resources; or, c) poor performance on the Project."

- 8.4.2 "Upon such failure for any of the above stated reasons, the Agency that contracted for the public works project may petition the Director of the Office of Management and Budget for Suspension or Debarment of the Contractor. The Agency shall send a copy of the petition to the Contractor within three (3) working days of filing with the Director. If the Director concludes that the petition has merit, the Director shall schedule and hold a hearing to determine whether to suspend the Contractor, debar the Contractor or deny the petition. The Agency shall have the burden of proving, by a preponderance of the evidence, that the Contractor failed to perform or complete the public works project within the time schedule established by the Agency and failed to do so for one or more of the following reasons: a) failure to supply the adequate labor supply ratio for the project; b) inadequate financial resources; or, c) poor performance on the project. Upon a finding in favor of the Agency, the Director may suspend a Contractor from Bidding on any project funded, in whole or in part, with public funds for up to 1 year for a first offense, up to 3 years for a second offense and permanently debar the Contractor for a third offense. The Director shall issue a written decision and shall send a copy to the Contractor and the Agency. Such decision may be appealed to the Superior Court within thirty (30) days for a review on the record."

8.5 RETAINAGE

- 8.5.1 Per Section 6962(d)(5) a.3, Title 29, Delaware Code: The Agency may at the beginning of each public works project establish a time schedule for the completion of the project. If the project is delayed beyond the completion date due to the Contractor's failure to meet their responsibilities, the Agency may forfeit, at its discretion, all or part of the Contractor's retainage.

- 8.5.2 This forfeiture of retainage also applies to the timely completion of the punchlist. A punchlist will only be prepared upon the mutual agreement of the Owner, Architect and Contractor. Once the punchlist is prepared, all three parties will by mutual agreement, establish a schedule for its completion. Should completion of the punchlist be delayed beyond the established date due to the Contractor's failure to meet their responsibilities, the Agency may hold permanently, at its discretion, all or part of the Contractor's retainage.

ARTICLE 9: PAYMENTS AND COMPLETION

9.1 APPLICATION FOR PAYMENT

- 9.1.1 Applications for payment shall be made upon AIA Document G702. There will be a five percent (5%) retainage on all Contractor's monthly invoices until completion of the project. This retainage may become payable upon receipt of all required closeout documentation, provided all other requirements of the Contract Documents have been met.
- 9.1.2 A date will be fixed for the taking of the monthly account of work done. Upon receipt of Contractor's itemized application for payment, such application will be audited, modified, if found necessary, and approved for the amount. Statement shall be submitted to the Owner.
- 9.1.3 Section 6516, Title 29 of the Delaware Code annualized interest is not to exceed 12% per annum beginning thirty (30) days after the "presentment" (as opposed to the date) of the invoice.

9.2 PARTIAL PAYMENTS

- 9.2.1 Any public works Contract executed by any Agency may provide for partial payments at the option of the Owner with respect to materials placed along or upon the sites or stored at secured locations, which are suitable for use in the performance of the contract.
- 9.2.2 When approved by the agency, partial payment may include the values of tested and acceptable materials of a nonperishable or noncontaminative nature which have been produced or furnished for incorporation as a permanent part of the work yet to be completed, provided acceptable provisions have been made for storage.
- 9.2.2.1 Any allowance made for materials on hand will not exceed the delivered cost of the materials as verified by invoices furnished by the Contractor, nor will it exceed the contract bid price for the material complete in place.
- 9.2.3 If requested by the Agency, receipted bills from all Contractors, Subcontractors, and material, men, etc., for the previous payment must accompany each application for payment. Following such a request, no payment will be made until these receipted bills have been received by the Owner.

9.3 SUBSTANTIAL COMPLETION

- 9.3.1 When all earthwork and plantings are complete, and all disturbed areas have achieved final stabilization, the Owner will determine the date when the project has been substantially completed.
- 9.3.2 If, after the Work has been substantially completed, full completion thereof is materially delayed through no fault of the Contractor, and without terminating the Contract, the Owner may make payment of the balance due for the portion of the Work fully completed and accepted. Such payment shall be made under the terms and conditions governing final payment that it shall not constitute a waiver of claims.

- 9.3.3 On projects where commissioning is included, the commissioning work as defined in the specifications must be complete prior to the issuance of substantial completion.
- 9.4 FINAL PAYMENT
- 9.4.1 Final payment, including the five percent (5%) retainage if determined appropriate, shall be made within thirty (30) days after the Work is fully completed and the Contract fully performed and provided that the Contractor has submitted the following closeout documentation (in addition to any other documentation required elsewhere in the Contract Documents):
- 9.4.1.1 Evidence satisfactory to the Owner that all payrolls, material bills, and other indebtedness connected with the work have been paid,
- 9.4.1.2 An acceptable RELEASE OF LIENS,
- 9.4.1.3 Copies of all applicable warranties,
- 9.4.1.4 As-built drawings,
- 9.4.1.5 Operations and Maintenance Manuals,
- 9.4.1.6 Instruction Manuals,
- 9.4.1.7 Consent of Surety to final payment.
- 9.4.1.8 The Owner reserves the right to retain payments, or parts thereof, for its protection until the foregoing conditions have been complied with, defective work corrected and all unsatisfactory conditions remedied.

ARTICLE 10: PROTECTION OF PERSONS AND PROPERTY

- 10.1 The Contractor shall be responsible for initiating, maintaining, and supervising all safety precautions and programs in connection with the performance of the Contract. The Contractor shall take all reasonable precautions to prevent damage, injury or loss to: workers, persons nearby who may be affected, the Work, materials and equipment to be incorporated, and existing property at the site or adjacent thereto. The Contractor shall give notices and comply with applicable laws ordinances, rules regulations, and lawful orders of public authorities bearing on the safety of persons and property and their protection from injury, damage, or loss. The Contractor shall promptly remedy damage and loss to property at the site caused in whole or in part by the Contractor, a Subcontractor, or anyone directly or indirectly employed by any of them, or by anyone for whose acts they may be liable.
- 10.2 The Contractor shall notify the Owner in the event any existing hazardous material such as lead, PCBs, asbestos, etc. is encountered on the project. The Owner will arrange with a qualified specialist for the identification, testing, removal, handling and protection against exposure or environmental pollution, to comply with applicable regulation laws and ordinances. The Contractor and Architect will not be required to participate in or to perform this operation. Upon completion of this work, the Owner will notify the Contractor and Architect in writing the area has been cleared and approved by the authorities in order for the

work to proceed. The Contractor shall attach documentation from the authorities of said approval.

- 10.3 As required in the Hazardous Chemical Information Act of June 1984, all vendors supplying any materials that may be defined as hazardous, must provide Material Safety Data Sheets for those products. Any chemical product should be considered hazardous if it has a warning caution on the label relating to a potential physical or health hazard, if it is known to be present in the work place, and if employees may be exposed under normal conditions or in any foreseeable emergency situation. Material Safety Data Sheets must be provided directly to the Owner along with the shipping slips that include those products.
- 10.4 The Contractor shall certify to the Owner that materials incorporated into the Work are free of all asbestos. This certification may be in the form of Material Safety Data Sheet (MSDS) provided by the product manufacturer for the materials used in construction, as specified or as provided by the Contractor.

ARTICLE 11: INSURANCE AND BONDS

- 11.1 The Contractor shall carry all insurance required by law, such as Unemployment Insurance, etc. The Contractor shall carry such insurance coverage as they desire on their own property such as a field office, storage sheds or other structures erected upon the project site that belong to them and for their own use. The Subcontractors involved with this project shall carry whatever insurance protection they consider necessary to cover the loss of any of their personal property, etc.
- 11.2 Upon being awarded the Contract, the Contractor shall obtain a minimum of two (2) copies of all required insurance certificates called for herein, and submit one (1) copy of each certificate, to the Owner, within 20 days of contract award.
- 11.3 Bodily Injury Liability and Property Damage Liability Insurance shall, in addition to the coverage included herein, include coverage for injury to or destruction of any property arising out of the collapse of or structural injury to any building or structure due to demolition work and evidence of these coverages shall be filed with and approved by the Owner.
- 11.4 The Contractor's Property Damage Liability Insurance shall, in addition to the coverage noted herein, include coverage on all real and personal property in their care, custody and control damaged in any way by the Contractor or their Subcontractors during the entire construction period on this project.
- 11.5 Builders Risk (including Standard Extended Coverage Insurance) on the existing building during the entire construction period, shall not be provided by the Contractor under this contract. The Owner shall insure the existing building and all of its contents and all this new alteration work under this contract during entire construction period for the full insurable value of the entire work at the site. Note, however, that the Contractor and their Subcontractors shall be responsible for insuring building materials (installed and stored) and their tools and equipment whenever in use on the project, against fire damage, theft, vandalism, etc.
- 11.6 Certificates of the insurance company or companies stating the amount and type of coverage, terms of policies, etc., shall be furnished to the Owner, within 20 days of contract award.

11.7 The Contractor shall, at their own expense, (in addition to the above) carry the following forms of insurance:

11.7.1 Contractor's Contractual Liability Insurance

Minimum coverage to be:

Bodily Injury	\$500,000	for each person
	\$1,000,000	for each occurrence
	\$1,000,000	aggregate
Property Damage	\$500,000	for each occurrence
	\$1,000,000	aggregate

11.7.2 Contractor's Protective Liability Insurance

Minimum coverage to be:

Bodily Injury	\$500,000	for each person
	\$1,000,000	for each occurrence
	\$1,000,000	aggregate
Property Damage	\$500,000	for each occurrence
	\$500,000	aggregate

11.7.3 Automobile Liability Insurance

Minimum coverage to be:

Bodily Injury	\$1,000,000	for each person
	\$1,000,000	for each occurrence
Property Damage	\$500,000	per accident

11.7.4 Prime Contractor's and Subcontractors' policies shall include contingent and contractual liability coverage in the same minimum amounts as 11.7.1 above.

11.7.5 Workmen's Compensation (including Employer's Liability):

11.7.5.1 Minimum Limit on employer's liability to be as required by law.

11.7.5.2 Minimum Limit for all employees working at one site.

11.7.6 Certificates of Insurance must be filed with the Owner guaranteeing fifteen (15) days prior notice of cancellation, non-renewal, or any change in coverages and limits of liability shown as included on certificates.

11.7.7 Social Security Liability

11.7.7.1 With respect to all persons at any time employed by or on the payroll of the Contractor or performing any work for or on their behalf, or in connection with or arising out of the

Contractor's business, the Contractor shall accept full and exclusive liability for the payment of any and all contributions or taxes or unemployment insurance, or old age retirement benefits, pensions or annuities now or hereafter imposed by the Government of the United States and the State or political subdivision thereof, whether the same be measured by wages, salaries or other remuneration paid to such persons or otherwise.

- 11.7.7.2 Upon request, the Contractor shall furnish Owner such information on payrolls or employment records as may be necessary to enable it to fully comply with the law imposing the aforesaid contributions or taxes.
- 11.7.7.3 If the Owner is required by law to and does pay any and/or all of the aforesaid contributions or taxes, the Contractor shall forthwith reimburse the Owner for the entire amount so paid by the Owner.

ARTICLE 12: UNCOVERING AND CORRECTION OF WORK

- 12.1 The Contractor shall promptly correct Work rejected by the Owner or failing to conform to the requirements of the Contract Documents, whether observed before or after Substantial Completion and whether or not fabricated, installed or completed, and shall correct any Work found to be not in accordance with the requirements of the Contract Documents within a period of two years from the date of Substantial Completion, or by terms of an applicable special warranty required by the Contract Documents. The provisions of this Article apply to work done by Subcontractors as well as to Work done by direct employees of the Contractor.
- 12.2 At any time during the progress of the work, or in any case where the nature of the defects shall be such that it is not expedient to have them corrected, the Owner, at their option, shall have the right to deduct such sum, or sums, of money from the amount of the contract as they consider justified to adjust the difference in value between the defective work and that required under contract including any damage to the structure.

ARTICLE 13: MISCELLANEOUS PROVISIONS

13.1 CUTTING AND PATCHING

- 13.1.1 The Contractor shall be responsible for all cutting and patching. The Contractor shall coordinate the work of the various trades involved.

13.2 DIMENSIONS

- 13.2.1 All dimensions shown shall be verified by the Contractor by actual measurements at the project site. Any discrepancies between the drawings and specifications and the existing conditions shall be referred to the Owner for adjustment before any work affected thereby has been performed.

13.3 LABORATORY TESTS

- 13.3.1 Any specified laboratory tests of material and finished articles to be incorporated in the work shall be made by bureaus, laboratories or agencies approved by the Owner and reports of such tests shall be submitted to the Owner. The cost of the testing shall be paid for by the Contractor.

- 13.3.2 The Contractor shall furnish all sample materials required for these tests and shall deliver same without charge to the testing laboratory or other designated agency when and where directed by the Owner.
- 13.4 ARCHAEOLOGICAL EVIDENCE
- 13.4.1 Whenever, in the course of construction, any archaeological evidence is encountered on the surface or below the surface of the ground, the Contractor shall notify the authorities of the State Historic Preservation Office and suspend work in the immediate area for a reasonable time to permit those authorities, or persons designated by them, to examine the area and ensure the proper removal of the archaeological evidence for suitable preservation by the Division of Historical and Cultural Affairs.
- 13.5 GLASS REPLACEMENT AND CLEANING
- 13.5.1 The General Contractor shall replace without expense to the Owner all glass broken during the construction of the project. If job conditions warrant, at completion of the job the General Contractor shall have all glass cleaned and polished.
- 13.6 WARRANTY
- 13.6.1 For a period of two (2) years from the date of substantial completion, as evidenced by the date of final acceptance of the work, the contractor warrants that work performed under this contract conforms to the contract requirements and is free of any defect of equipment, material or workmanship performed by the contractor or any of his subcontractors or suppliers. However, manufacturer's warranties and guarantees, if for a period longer than two (2) years, shall take precedence over the above warranties. The contractor shall remedy, at his own expense, any such failure to conform or any such defect. The protection of this warranty shall be included in the Contractor's Performance Bond.

ARTICLE 14: TERMINATION OF CONTRACT

- 14.1 If the Contractor defaults or persistently fails or neglects to carry out the Work in accordance with the Contract Documents or fails to perform a provision of the Contract, the Owner, after seven days written notice to the Contractor, may make good such deficiencies and may deduct the cost thereof from the payment then or thereafter due the Contractor. Alternatively, at the Owner's option, and the Owner may terminate the Contract and take possession of the site and of all materials, equipment, tools, and machinery thereon owned by the Contractor and may finish the Work by whatever method the Owner may deem expedient. If the costs of finishing the Work exceed any unpaid compensation due the Contractor, the Contractor shall pay the difference to the Owner.
- 14.2 "If the continuation of this Agreement is contingent upon the appropriation of adequate state, or federal funds, this Agreement may be terminated on the date beginning on the first fiscal year for which funds are not appropriated or at the exhaustion of the appropriation. The Owner may terminate this Agreement by providing written notice to the parties of such non-appropriation. All payment obligations of the Owner will cease upon the date of termination. Notwithstanding the foregoing, the Owner agrees that it will use its best

efforts to obtain approval of necessary funds to continue the Agreement by taking appropriate action to request adequate funds to continue the Agreement.”

END OF SECTION 00 81 13

EMPLOYEE DRUG TESTING REPORT FORM

Period Ending: _____

4104 Regulations for the Drug Testing of Contractor and Subcontractor Employees Working on Large Public Works Projects requires that Contractors and Subcontractors who work on Large Public Works Contracts funded all or in part with public funds maintain testing data that includes but is not limited to the data elements below.

Project Number: _____

Project Name: _____

Contractor/Subcontractor Name: _____

Contractor/Subcontractor Address: _____

Number of employees who worked on the jobsite during the report period: _____

Number of employees subject to random testing during the report period: _____

Number of Negative Results _____ Number of Positive Results _____

Action taken on employee(s) in response to a failed or positive random test:

Date: _____

This form is not required to be submitted to the Owner. Included as a reference to show information required to be maintained by the Contractor. The Owner shall have the right to periodically audit all Contractor and Subcontractor test results at the Contractor's or Subcontractor's offices (or by other means to make the data available for inspection by the Owner).

**EMPLOYEE DRUG TESTING
REPORT OF POSITIVE RESULTS**

4104 Regulations for the Drug Testing of Contractor and Subcontractor Employees Working on Large Public Works Projects requires that Contractors and Subcontractors who work on Large Public Works Contracts funded all or in part with public funds to notify the Owner in writing of a positive random drug test.

Project Number: _____

Project Name: _____

Contractor/Subcontractor Name: _____

Contractor/Subcontractor Address: _____

Name of employee with positive test result: _____

Last 4 digits of employee SSN: _____

Date test results received: _____

Action taken on employee in response to a positive test result:

Authorized Representative of Contractor/Subcontractor: _____
(typed or printed)

Authorized Representative of Contractor/Subcontractor: _____
(signature)

Date: _____

This form shall be sent by mail to the Owner within 24 hours of receipt of test results.

Enclose this test results form in a sealed envelope with the notation "Drug Testing Form – DO NOT OPEN" on the face thereof and place in a separate mailing envelope.

SECTION 01 10 00 – SUMMARY

PART 1 - GENERAL

1.1 RELATED DOCUMENTS

- A. Drawings and general provisions of the Contract, including General and Supplementary Conditions and other Division 01 Specification Sections, apply to this Section.

1.2 SUMMARY

- A. Section Includes:

1. Project information.
2. Work covered by Contract Documents.
3. Work under separate contract.
4. Allowances.
5. Alternates.
6. Unit Prices.
7. Applications for Payment.
8. Owner Supplied Construction Documents.
9. Coordination.
10. Access to site.
11. Coordination with occupants.
12. Work restrictions.
13. Specification and drawing conventions.
14. Field Engineering.
15. References and Standards.
16. Miscellaneous provisions.

- B. Related Requirements:

1. Section 01 50 00 "Temporary Facilities and Controls" for limitations and procedures governing temporary use of Owner's facilities.

1.3 PROJECT INFORMATION

- A. Project Identification: Auburn Valley State Park, Wetland Construction Sites.

1. Project Location: Auburn Valley State Park, Yorklyn, DE 19736.

- B. Owner: State of Delaware, Dept. of Natural Resources and Environmental Control, Division of Parks and Recreation, 89 Kings Highway, Dover DE 19901.

- C. Architect/Engineer's Identification: The Contract Documents, dated NOVEMBER 2018, were prepared for this Project by Century Engineering, Inc.

1.4 WORK COVERED BY CONTRACT DOCUMENTS

- A. The Work of Project is defined by the Contract Documents and consists of the following:
 - 1. Construction of two (2) wetland areas as well as one (1) stream restoration and one (1) vegetation management area. A single additional wetland area is included as Alternate #1. All excess material is to be hauled to an approved off-site location unless otherwise specified by Parks.
- B. Type of Contract:
 - 1. Project will be constructed under a single, lump sum prime contract.

1.5 WORK UNDER SEPARATE CONTRACTS

- A. General: Cooperate fully with separate contractors so work on those contracts may be carried out smoothly, without interfering with or delaying work under this Contract or other contracts. Coordinate the Work of this Contract with work performed under separate contracts as it will have an impact on the General Contractor's scope of work. The General Contractor shall allow the separate contractors access to scaffolding and/or high reaches.
 - 1. An archeological survey has been completed by the State for this project. No hazardous material abatement is anticipated for this project.
 - 2. Items noted "NIC" (Not in Contract) will be furnished and installed by others.

1.6 ALLOWANCES

- A. Schedule of Allowances: Refer to Section 01 21 00 Allowances.

1.7 ALTERNATES

- A. Alternates quoted in the Bid Form will be exercised as Owner option. Accepted alternates will be listed in the Owner-Contractor agreement.
- B. Coordinate related work and modify surrounding work affected by accepted alternates as required to complete the Work.
- C. Schedule of Alternates: Refer to Section 01 23 00 Alternates.

1.8 UNIT PRICES

- A. Unit Prices quoted on the Bid form will be exercised as Owner option.

- B. Coordinate related work and modify surrounding work affected by accepted unit prices as required to complete the Work.
- C. Schedule of Unit Prices: Refer to Section 01 22 00 Unit Prices.

1.9 APPLICATIONS FOR PAYMENT

- A. Submit three (3) originals of each application under procedures of Section 01 29 00 Payment Procedures.
- B. Content and Format: Use the Project Manual table of contents to develop the Schedule of Values.

1.10 OWNER SUPPLIED CONSTRUCTION DOCUMENTS

- A. The Contractor will be furnished, free of charge, five (5) copies of the drawings and Project Manuals (or less if requested). Additional sets will be furnished at the cost of reproduction, postage and handling.

1.11 COORDINATION

- A. Coordinate Work of the various sections of Specifications to assure efficient and orderly sequence of installation of construction elements, with provisions for accommodating items installed later.
- B. Verify characteristics of elements of interrelated operating equipment are compatible; coordinate Work of various sections having interdependent responsibilities for installing, connecting to, and placing in service, such equipment.
- C. Coordinate space requirements and installation of mechanical, electrical and plumbing work which are indicated diagrammatically on Drawings. Follow routing shown for pipes, ducts, and conduits, as closely as practicable; make runs parallel with lines of building. Utilize spaces efficiently to maximize accessibility for other installations, for maintenance, and for repairs.
- D. In finished areas (except as otherwise shown), conceal pipes, ducts, and wiring in the construction. Coordinate locations of fixtures and outlets with finish elements.
- E. Execute cutting and patching to integrate elements of Work, uncover ill-timed defective and non-conforming work, provide openings for penetrations of existing surfaces, and provide samples for testing. Seal penetrations through floors, walls, and ceilings.

1.12 ACCESS TO SITE

- A. General: Contractor shall have partial use of Project site for construction operations as indicated on Drawings by the Contract limits and as indicated by requirements of this Section.
- B. Use of Site: Limit use of Project site to areas within the Contract limits. Do not disturb portions of Project site beyond areas in which the Work is indicated.

1. Limits: Confine construction operations to the areas as indicated. The site is currently open to the public. The contractor shall barricade the construction areas to prevent access by the public.
2. Driveways, Walkways and Entrances: Keep public roads, public parking, driveways and entrances outside of the work area serving premises clear and available to Owner, Owner's employees, emergency vehicles and general public at all times. Do not use these areas for parking or storage of materials.
 - a. Schedule deliveries to minimize use of driveways and entrances by construction operations.
 - b. Schedule deliveries to minimize space and time requirements for storage of materials and equipment on-site.
3. The adjacent building areas, site and properties are occupied and shall not be disturbed.

1.13 COORDINATION WITH OCCUPANTS

- A. Full Owner Occupancy: Owner will have access to occupy site during the construction period. Contractor shall cooperate with Owner during construction operations to minimize conflicts and facilitate Owner usage. Perform the Work so as not to interfere with Owner's day-to-day operations. Maintain existing exits unless otherwise indicated.
 1. Maintain access to existing walkways, entrances, corridors, stairs and other adjacent occupied or used facilities. Do not close or obstruct walkways, entrances, stairs, corridors, or other occupied or used facilities without written permission from Owner and approval of authorities having jurisdiction. Entrances shall be open for the Owner's use at all times.
 2. Barricade work areas to keep the public from entering.
 3. Notify Owner not less than one week in advance of activities that will affect Owner's operations.

1.14 WORK RESTRICTIONS

- A. Work Restrictions, General: Comply with restrictions on construction operations.
 1. Comply with limitations on use of public streets and with other requirements of authorities having jurisdiction.
 2. Refer to Section 01 14 00 "Work Restrictions" for additional requirements.
- B. On-Site Work Hours: Limit work to the site and/or existing building to normal business working hours of 7:00 a.m. to 5:00 p.m., Monday through Friday, unless otherwise indicated.
 1. Weekend Hours: Weekend work shall not be allowed unless preapproved by the Owner.
 2. Early Morning Hours: Early morning hours are not allowed unless required for utility shut downs.
- C. Noise, Vibration, and Odors: Coordinate operations that may result in any level of noise and vibration, odors, or other disruption to the occupancy or use of adjacent occupied areas, the buildings and adjacent properties with the Owner.

1. Notify Architect and Owner not less than seven (7) days in advance of proposed disruptive operations.
 2. Obtain Architect's and/or Owner's written permission before proceeding with disruptive operations.
- D. Nonsmoking Campus and Building: Smoking is prohibited within the boundaries of all state workplaces including all buildings, facilities, indoor and outdoor spaces and all the surrounding grounds owned by the State. This policy also includes but is not limited to parking lots, walkways, State vehicles and private vehicles parked or operated on State workplace property.

1.15 SPECIFICATION AND DRAWING CONVENTIONS

- A. Specification Content: The Specifications use certain conventions for the style of language and the intended meaning of certain terms, words, and phrases when used in particular situations. These conventions are as follows:
1. Imperative mood and streamlined language are generally used in the Specifications. The words "shall," "shall be," or "shall comply with," depending on the context, are implied where a colon (:) is used within a sentence or phrase.
 2. Specification requirements are to be performed by Contractor unless specifically stated otherwise.
- B. Division 01 General Requirements: Requirements of Sections in Division 01 apply to the Work of all Sections in the Specifications.
- C. Drawing Coordination: Requirements for materials and products identified on Drawings are described in detail in the Specifications. One or more of the following are used on Drawings to identify materials and products:
1. Terminology: Materials and products are identified by the typical generic terms used in the individual Specifications Sections.
 2. Abbreviations: Materials and products are identified by abbreviations published as part of the U.S. National CAD Standard and scheduled on Drawings.
 3. Keynoting: Materials and products are identified by reference keynotes referencing Specification Section numbers found in this Project Manual.

1.16 FIELD ENGINEERING

- A. Provide field engineering services; establish grades, lines, and levels, by use of recognized engineering survey practices.
- B. Control datum for survey is that shown on drawings. Locate and protect control and reference points.

1.17 REFERENCES AND STANDARDS

- A. For products specified by association or trade standards, comply with requirements of the standard, except when more rigid requirements are specified or are required by applicable codes.
- B. The date of the standard is that in effect as of the Bid date, except when a specific date is specified.
- C. Obtain copies of standards when required by Contract Documents. Maintain copy at job site during progress of the specific work.

1.18 MISCELLANEOUS PROVISIONS

A. SCHEDULE

- 1. The following is the required schedule for this work:
 - a. Bids Due: January 9th, 2019 @ 2:30pm.
 - b. Notice of Building Contract Award: Within thirty (30) days of receipt and acceptance of qualified low bid.
 - c. Purchase Order Issuance: The issuance of a State of Delaware purchase order is contingent upon the successful Contractor submitting bonds on State-approved forms, signed contracts and insurance certificates to the State of Delaware within 20 days of Notice of Award. A purchase order will be issued in approximately 30 days after these items have been submitted to the State of Delaware.
 - d. On-Site Mobilization: Upon receipt of State of Delaware purchase order.
 - e. Substantial Completion: The work shall be substantially completed **240 Calendar Days** from on-site start of work.
 - f. Completion of Punch List: 21 days from date of substantial completion.
- 1) Refer to the General Requirements for additional details.

PART 2 - PRODUCTS (Not Used)

PART 3 - EXECUTION (Not Used)

END OF SECTION 01 10 00

SECTION 01 14 00 - WORK RESTRICTIONS

PART 1 - GENERAL

1.1 RELATED DOCUMENTS

- A. Drawings and general provisions of the Contract, including General and Supplementary Conditions and other Division 1 Specification Sections, apply to this Section.

1.2 USE OF PREMISES

- A. Use of Site: Limit use of premises to work in areas indicated. Do not disturb portions of site beyond areas in which the Work is indicated.
 - 1. Limits: Confine construction operations to the limits indicated on the drawings. Do not disturb areas to remain occupied during the renovations.
 - 2. Owner Occupancy: The surrounding occupied areas, site, buildings, roadways, access into the buildings, etc. beyond the work area shall remain accessible to the Owner.
 - 3. Parking: Parking shall not be allowed on or along state-maintained roadways. Parking shall be permitted in paved parking lots within the State Park, and at staging areas designated on the construction plans. No parking shall be allowed on unpaved areas of the park, except as noted above.
 - 4. Dumpster: Dumpsters shall only be allowed in the staging areas designated on the construction plans. The dumpster shall be covered to avoid windblown debris. Debris shall be removed on a regular basis in order to avoid an overflowing dumpster. Restoration of grounds disturbed by the dumpster will be required upon completion of the Project. "No Trespassing" signs shall be placed on the dumpster.
 - 5. Access: Access to the construction site shall only be allowed at locations indicated on the contract plans.
 - 6. Storage: Material and equipment storage shall only be allowed at staging areas designated on the contract plans.
 - 7. Public Roadways, Driveways, Entrances and Public Sidewalks: Keep public roadways, driveways, entrances and public sidewalks serving premises clear and available to the Public, Owner, Owner's employees and emergency vehicles at all times. Do not use these areas for parking or storage of materials.
 - a. Schedule deliveries to minimize use of roadways, driveways, sidewalks and entrances.
 - b. The Owner will not sign for any deliveries at any time.
 - c. Schedule deliveries to minimize space and time requirements for storage of materials and equipment on-site.
- B. Use of Existing Building: Maintain the existing building in a weathertight condition throughout renovation period. Repair damage caused by construction operations. Protect building and its contents during construction period.
 - 1. The Contractor shall be provided partial access to the Park as necessary to complete the work. A security code and/or keys shall be / not be provided to the Contractor.
 - 2. Use of the Owner's telephones will not be allowed.

3. Flammable materials shall be kept outside, away from all buildings, in a flammable liquid/material storage box.
4. Gas powered equipment will not be allowed in the buildings or near windows and intake louvers at any time.
5. Debris shall be removed from and around the construction site, including the sidewalks, trails and parking areas on a daily basis.
6. At no times shall equipment be left operating in and around building/site name after hours or when no one is present in the building.
7. Noisy activities shall take place during the hours defined by the County and/or Municipality, and prescheduled with the Owner to avoid disruption of their activities.
8. Access to water will not be provided.
9. There will be no restroom facilities available. The Contractor shall provide a self-contained toilet unit securely attached to the ground and kept locked after hours.
10. Dogs or other animals shall not be brought onto the property at any time.
11. Children shall not be brought onto the site at any time.
12. The general surrounds of the park are open to the public and those working at the site shall not use abusive language.
13. Radios or other music-playing devices will not be allowed. Head phones and ear buds will not be allowed.
14. Fire extinguishers shall be kept in the areas under renovation at the park at all times.
15. All work taking place on the site shall be monitored by the contractor's project superintendent at all times even if the General Contractor's work forces are not working at the site.
16. The Project superintendent shall discuss weekly with the DNREC Project Manager to review the activities planned for that week to avoid miscommunication, facilitate the renovation process and to maintain the Owner's operations.

PART 2 - PRODUCTS (Not Used)

PART 3 - EXECUTION (Not Used)

END OF SECTION 01 14 00

SECTION 01 21 00 - ALLOWANCES

PART 1 - GENERAL

1.1 RELATED DOCUMENTS

- A. Drawings and general provisions of the Contract, including General and Supplementary Conditions and other Division 01 Specification Sections, apply to this Section.

1.2 SUMMARY

- A. Section includes administrative and procedural requirements governing allowances.
- B. Selected materials and equipment are specified in the Contract Documents by Allowances. In some cases, these Allowances include installation. Allowances have been established in lieu of additional requirements and to defer selection of actual materials and equipment to a later date when additional information is available for evaluation. If necessary, additional requirements will be issued by Proposal Request.
- C. Types of allowances include the following:
 - 1. Lump-sum allowances.
 - 2. Unit-cost Allowances.
 - 3. Contingency Allowances.
- D. Related Requirements:
 - 1. Section 012200 "Unit Prices" for procedures for using unit prices.

1.3 SELECTION AND PURCHASE

- A. At the earliest practical date after award of the Contract, advise Owner of the date when final selection and purchase of each product or system described by an allowance must be completed to avoid delaying the Work.

1.4 ACTION SUBMITTALS

- A. Submit proposals for purchase of products or systems included in allowances, in the form specified for Change Orders.

1.5 INFORMATIONAL SUBMITTALS

- A. Submit invoices or delivery slips to show actual quantities of materials delivered to the site for use in fulfillment of each allowance.

- B. Submit time sheets and other documentation to show labor time and cost for installation of allowance items that include installation as part of the allowance.
- C. Coordinate and process submittals for allowance items in same manner as for other portions of the Work.

1.6 COORDINATION

- A. Coordinate allowance items with other portions of the Work. Furnish templates as required to coordinate installation.

1.7 LUMP-SUM ALLOWANCES

- A. Allowance shall include cost to Contractor of specific products and materials ordered by Owner or selected by Architect under allowance and shall include taxes, freight, and delivery to Project site.
- B. Unless otherwise indicated, Contractor's costs for receiving and handling at Project site, labor, installation, overhead and profit, and similar costs related to products and materials selected by Architect/Owner under allowance shall be included as part of the allowance.
- C. Unused Materials: Return unused materials purchased under an allowance to manufacturer or supplier for credit to Owner, after installation has been completed and accepted.
 - 1. If requested by Owner, retain and prepare unused material for storage by Owner. Deliver unused material to Owner's storage space as directed.

1.8 ADJUSTMENT OF ALLOWANCES

- A. Allowance Adjustment: To adjust allowance amounts, prepare a Change Order proposal based on the difference between purchase amount and the allowance, multiplied by final measurement of work-in-place where applicable. If applicable, include reasonable allowances for cutting losses, tolerances, mixing wastes, normal product imperfections, and similar margins.
 - 1. Include installation costs in purchase amount only where indicated as part of the allowance.
 - 2. If requested, prepare explanation and documentation to substantiate distribution of overhead costs and other margins claimed.
 - 3. Submit substantiation of a change in scope of work, if any, claimed in Change Orders related to unit-cost allowances.
 - 4. Owner reserves the right to establish the quantity of work-in-place by independent quantity survey, measure, or count.
- B. Submit claims for increased costs because of a change in scope or nature of the allowance described in the Contract Documents, whether for the purchase order amount or Contractor's handling, labor, installation, overhead, and profit.

1. Do not include Contractor's or subcontractor's indirect expense in the Change Order cost amount unless it is clearly shown that the nature or extent of work has changed from what could have been foreseen from information in the Contract Documents.
2. No change to Contractor's indirect expense is permitted for selection of higher- or lower-priced materials or systems of the same scope and nature as originally indicated.

PART 2 - PRODUCTS (Not Used)

PART 3 - EXECUTION

3.1 EXAMINATION

- A. Examine products covered by an allowance promptly on delivery for damage or defects. Return damaged or defective products to manufacturer for replacement.

3.2 PREPARATION

- A. Coordinate materials and their installation for each allowance with related materials and installations to ensure that each allowance item is completely integrated and interfaced with related work.

3.3 SCHEDULE OF ALLOWANCES

- A. Allowance No. 1 - Lump-Sum Allowance: Include the sum of \$80,000 for improvements to Gun Club Road, including but not limited to pavement removal, excavation, grading, GABC and new hot-mix pavement.
 1. This allowance includes material cost, receiving, handling, installation and Contractor overhead and profit.

END OF SECTION 01 21 00

SECTION 01 22 00 - UNIT PRICES

PART 1 - GENERAL

1.1 RELATED DOCUMENTS

- A. Drawings and general provisions of the Contract, including General and Supplementary Conditions and other Division 1 Specification Sections, apply to this Section.

1.2 SUMMARY

- A. This Section includes administrative and procedural requirements for unit prices.
- B. Related Sections include the following:
 - 1. Division 1 Section "Contract Modification Procedures" for procedures for submitting and handling Change Orders.
 - 2. Section 31 20 00, "EARTH MOVING"
 - 3. DNREC E&S Handbook, Section 3.1.2, "SILT FENCE"
 - 4. DNREC E&S Handbook, Section 3.4.1 "TOPSOILING"
 - 5. DNREC E&S Handbook, Section 3.4.3 "VEGETATIVE STABILIZATION"
 - 6. DNREC E&S Handbook, Section 3.4.5 "MULCHING"

1.3 DEFINITIONS

- A. Unit price is an amount proposed by bidders, stated on the Bid Form, as a price per unit of measurement for materials or services added to or deducted from the Contract Sum by appropriate modification, if estimated quantities of Work required by the Contract Documents are increased or decreased.

1.4 PROCEDURES

- A. Unit prices include all necessary material, plus cost for delivery, installation, insurance, applicable taxes, overhead, and profit.
- B. Measurement and Payment: Refer to individual Specification Sections for work that requires establishment of unit prices. Methods of measurement and payment for unit prices are specified in those Sections.
- C. Owner reserves the right to reject Contractor's measurement of work-in-place that involves use of established unit prices and to have this work measured, at Owner's expense, by an independent surveyor acceptable to Contractor.
- D. List of Unit Prices: A list of unit prices is included at the end of this Section. Specification Sections referenced in the schedule contain requirements for materials described under each unit price.

PART 2 - PRODUCTS (Not Used)

PART 3 - EXECUTION

3.1 LIST OF UNIT PRICES

- A. Unit Price No. 1 – Silt Fence.
 - 1. Description: Furnish, install, maintain, and removal of silt fence as defined in the DNREC Erosion and Sediment Control Handbook, latest edition.
 - 2. Unit of Measurement: Linear Feet (LF)

- B. Unit Price No. 2 – Furnish & Install 6” Topsoil.
 - 1. Description: Furnish and install topsoil at minimum 6” depth and as defined in the DNREC Erosion and Sediment Control Handbook, latest edition.
 - 2. Unit of Measurement: Square Yard (SY)

- C. Unit Price No. 3 – Furnish & Install Seed & Mulch.
 - 1. Description: Furnish and install permanent seed mix and stabilization mulching as defined in the DNREC Erosion and Sediment Control Handbook, latest edition.
 - 2. Unit of Measurement: Square Yard (SY)

END OF SECTION 01 22 00

SECTION 01 23 00 - ALTERNATES

PART 1 - GENERAL

1.1 RELATED DOCUMENTS

- A. Drawings and general provisions of the Contract, including General and Supplementary Conditions and other Division 1 Specification Sections, apply to this Section.

1.2 SUMMARY

- A. This Section includes administrative and procedural requirements for alternates.

1.3 DEFINITIONS

- A. Alternate: An amount proposed by bidders and stated on the Bid Form for certain work defined in the Bidding Requirements that may be added to or deducted from the Base Bid amount if Owner decides to accept a corresponding change either in the amount of construction to be completed or in the products, materials, equipment, systems, or installation methods described in the Contract Documents.
 - 1. The cost or credit for each alternate is the net addition to or deduction from the Contract Sum to incorporate alternate into the Work. No other adjustments are made to the Contract Sum.

1.4 PROCEDURES

- A. Coordination: Modify or adjust affected adjacent work as necessary to completely integrate work of the alternate into Project.
 - 1. Include as part of each alternate, miscellaneous devices, accessory objects, and similar items incidental to or required for a complete installation whether or not indicated as part of alternate.
- B. Notification: Immediately following award of the Contract, notify each party involved, in writing, of the status of each alternate. Indicate if alternates have been accepted, rejected, or deferred for later consideration. Include a complete description of negotiated modifications to alternates.
- C. Execute accepted alternates under the same conditions as other work of the Contract.
- D. Schedule: A Schedule of Alternates is included at the end of this Section. Specification Sections referenced in schedule contain requirements for materials necessary to achieve the work described under each alternate.
- E. PRODUCTS (Not Used)

PART 2 - EXECUTION

2.1 SCHEDULE OF ALTERNATES

A. Alternate 1: Wetland Construction Area B

1. State the amount to be added to the Base Bid to complete all work at Area B including grading, seeding, plantings, rip rap, erosion and sediment control items. Work at Area B will be initiated following approval of all required permits.
2. Base Bid includes all other work not identified as an Alternate.

END OF SECTION 01 23 00

SECTION 01 24 00 - PERMITS

PART 1 - GENERAL

1.1 RELATED DOCUMENTS

- A. Drawings and general provisions of the Contract, including General and Supplementary Conditions and other Division 1 Specification Sections, apply to this Section.

1.2 SUMMARY

- A. This Section includes permits that have been issued for this Project as well as permits-in-progress initiated by the Owner and those required Contractor application.

1.3 DEFINITIONS

- A. Permits: A document issued by the Authorities having jurisdiction approving specific construction. Permits may approve the documents as submitted or contain caveats that are to be followed.
 - 1. Preconstruction Permits: Permits issued prior to the bidding and award and which are required prior to proceeding to this stage.
 - 2. Post Bid Permits: Permits required to be applied for by the successful contractor. These include demolition permits, building permits and sub-permits such as mechanical, electrical, fire suppression and plumbing.
 - 3. Post Construction Permits: Permits issued by the authorities having jurisdiction stating that a structure or portion of the structure has been approved as complying with applicable laws, regulations and codes and may be occupied and put to its intended use.

1.4 RESPONSIBILITIES

- A. The Contractor shall abide by the approved permits which are to include the notations provided by the entity/person approving the permit.
- B. The Contractor is responsible for obtaining and paying for all construction permits unless stated otherwise in the construction documents.
 - 1. The Contractor shall conform to all of the regulations and requirements, and shall be responsible for costs associated therewith, of all permits required of the Work.
 - 2. The Contractor shall be responsible for scheduling all inspections as required by the permits.

PART 2 - PRODUCTS (Not Used)

PART 3 - EXECUTION

3.1 SCHEDULE OF ISSUED PERMITS

- A. New Castle County (Floodplain) – PENDING, Concurrent Submittal.
- B. Department of Natural Resources and Environmental Control (DNREC).
 - 1. Sediment and Stormwater – Detailed Plan Approval – PENDING, Concurrent Submittal.
- C. USACE – Nationwide Permit #27 – Aquatic Habitat Restoration, Enhancement, & Establishment Activities
 - 1. Area A, Area C, Area D, & Area E – PENDING, Concurrent Submittal.
 - 2. Area B – PENDING, Concurrent Submittal.
- D. Delaware Division of Facilities Management (DFM) – Approval Dated 9/18/2018
- E. Architectural Accessibility Board (AAB) – No Impact Approval Dated 8/28/2018
- F. Delaware State Historic Preservation Office (SHPO) - Letter of No Adverse Effect
 - 1. Area A, Area C, Area D, & Area E – Concurrence Dated 11/26/2018.
 - 2. Area B – PENDING, Concurrent Submittal.

END OF SECTION 01 24 00

SECTION 01 25 00 - CONTRACT MODIFICATION PROCEDURES

PART 1 - GENERAL

1.1 RELATED DOCUMENTS

- A. Drawings and general provisions of the Contract, including General and Supplementary Conditions and other Division 1 Specification Sections, apply to this Section.

1.2 SUMMARY

- A. This Section specifies administrative and procedural requirements for handling and processing Contract modifications.
- B. Related Sections include the following:
 - 1. Division 1 Section "Submittal Procedures for" administrative procedures for handling requests for substitutions made after Contract award.

1.3 MINOR CHANGES IN THE WORK

- A. Architect will issue supplemental instructions authorizing Minor Changes in the Work, not involving adjustment to the Contract Sum or the Contract Time, on AIA Document G710, "Architect's Supplemental Instructions.

1.4 PROPOSAL REQUESTS

- A. Owner-Initiated Proposal Requests: Architect will issue a detailed description of proposed changes in the Work that may require adjustment to the Contract Sum or the Contract Time. If necessary, the description will include supplemental or revised Drawings and Specifications.
 - 1. Proposal Requests issued by Architect are for information only. Do not consider them instructions either to stop work in progress or to execute the proposed change.
 - 2. Within time specified in Proposal Request after receipt of Proposal Request, submit a quotation estimating cost adjustments to the Contract Sum and the Contract Time necessary to execute the change.
 - a. Include a list of quantities of products required or eliminated and unit costs, with total amount of purchases and credits to be made. If requested, furnish survey data to substantiate quantities.
 - b. Indicate applicable taxes, delivery charges, equipment rental, and amounts of trade discounts.
 - c. Include an updated Contractor's Construction Schedule that indicates the effect of the change, including, but not limited to, changes in activity duration, start and finish times, and activity relationship. Use available total float before requesting an extension of the Contract Time.

- B. Contractor-Initiated Proposals: If latent or unforeseen conditions require modifications to the Contract, Contractor may propose changes by submitting a request for a change.
 - 1. Include a statement outlining reasons for the change and the effect of the change on the Work. Provide a complete description of the proposed change. Indicate the effect of the proposed change on the Contract Sum and the Contract Time.
 - 2. Include a list of quantities of products required or eliminated and unit costs, with total amount of purchases and credits to be made. If requested, furnish survey data to substantiate quantities.
 - 3. Indicate applicable taxes, delivery charges, equipment rental, and amounts of trade discounts.
 - 4. Include an updated Contractor's Construction Schedule that indicates the effect of the change, including, but not limited to, changes in activity duration, start and finish times, and activity relationship. Use available total float before requesting an extension of the Contract Time.
 - 5. Comply with requirements in Division 1 Section "Product Requirements" if the proposed change requires substitution of one product or system for product or system specified.

1.5 CHANGE ORDER PROCEDURES

- A. On Owner's approval of a Proposal Request, Architect will issue a Change Order for signatures of Owner and Contractor on AIA Document G701.

1.6 CONSTRUCTION CHANGE DIRECTIVE

- A. Construction Change Directive: Architect may issue a Construction Change Directive on AIA Document G714. Construction Change Directive instructs Contractor to proceed with a change in the Work, for subsequent inclusion in a Change Order.
 - 1. Construction Change Directive contains a complete description of change in the Work. It also designates method to be followed to determine change in the Contract Sum or the Contract Time.
- B. Documentation: Maintain detailed records on a time and material basis of work required by the Construction Change Directive.
 - 1. After completion of change, submit an itemized account and supporting data necessary to substantiate cost and time adjustments to the Contract.

PART 2 - PRODUCTS (Not Used)

PART 3 - EXECUTION (Not Used)

END OF SECTION 01 25 00

SECTION 01 29 00 - PAYMENT PROCEDURES

PART 1 - GENERAL

1.1 RELATED DOCUMENTS

- A. Drawings and general provisions of the Contract, including General and Supplementary Conditions and other Division 1 Specification Sections, apply to this Section.

1.2 SUMMARY

- A. This Section specifies administrative and procedural requirements necessary to prepare and process Applications for Payment.
- B. Related Sections include the following:
 - 1. Division 1 Section "Contract Modification Procedures" for administrative procedures for handling changes to the Contract.
 - 2. Division 1 Section "Construction Progress Documentation" for administrative requirements governing preparation and submittal of Contractor's Construction Schedule.

1.3 DEFINITIONS

- A. Schedule of Values: A statement furnished by Contractor allocating portions of the Contract Sum to various portions of the Work and used as the basis for reviewing Contractor's Applications for Payment.

1.4 SCHEDULE OF VALUES

- A. Coordination: Coordinate preparation of the Schedule of Values with preparation of Contractor's Construction Schedule.
 - 1. Correlate line items in the Schedule of Values with other required administrative forms and schedules, including the following:
 - a. Application for Payment forms with Continuation Sheets.
 - 2. Submit the Schedule of Values to Architect at earliest possible date but no later than seven days before the date scheduled for submittal of initial Applications for Payment.
- B. Format and Content: Use the Project Manual table of contents as a guide to establish line items for the Schedule of Values. Provide at least one line item for each Specification Section.
 - 1. Identification: Include the following Project identification on the Schedule of Values:
 - a. Project name and location.
 - b. Name of Architect.
 - c. Architect's project number.
 - d. Contractor's name and address.

- e. Date of submittal.
- 2. Arrange the Schedule of Values in tabular form with separate columns to indicate the following for each item listed:
 - a. Related Specification Section or Division.
 - b. Description of the Work.
 - c. Change Orders (numbers) that affect value.
 - d. Dollar value.
 - 1) Percentage of the Contract Sum to nearest one-hundredth percent, adjusted to total 100 percent.
- 3. Provide a breakdown of the Contract Sum in enough detail to facilitate continued evaluation of Applications for Payment and progress reports. Coordinate with the Project Manual table of contents. Provide several line items for principal subcontract amounts, where appropriate.
- 4. Round amounts to nearest whole dollar; total shall equal the Contract Sum.
- 5. Provide a separate line item in the Schedule of Values for each part of the Work where Applications for Payment may include materials or equipment purchased or fabricated and stored, but not yet installed.
 - a. Differentiate between items stored on-site and items stored off-site. Include evidence of insurance or bonded warehousing if required.
- 6. Provide separate line items in the Schedule of Values for initial cost of materials, for each subsequent stage of completion, and for total installed value of that part of the Work.
- 7. Each item in the Schedule of Values and Applications for Payment shall be complete. Include total cost and proportionate share of general overhead and profit for each item.
 - a. Temporary facilities and other major cost items that are not direct cost of actual work-in-place may be shown either as separate line items in the Schedule of Values or distributed as general overhead expense, at Contractor's option.
- 8. Schedule Updating: Update and resubmit the Schedule of Values before the next Applications for Payment when Change Orders or Construction Change Directives result in a change in the Contract Sum.

1.5 APPLICATIONS FOR PAYMENT

- A. Each Application for Payment shall be consistent with previous applications and payments as certified by Architect and paid for by Owner.
 - 1. Initial Application for Payment, Application for Payment at time of Substantial Completion, and final Application for Payment involve additional requirements.
- B. Payment Application Times: The date for each progress payment is indicated in the Agreement between Owner and Contractor. The period of construction Work covered by each Application for Payment is the period indicated in the Agreement.
- C. Payment Application Forms: Use AIA Document G702 and AIA Document G703 Continuation Sheets as form for Applications for Payment.

- D. Application Preparation: Complete every entry on form. Notarize and execute by a person authorized to sign legal documents on behalf of Contractor. Architect will return incomplete applications without action.
 - 1. Entries shall match data on the Schedule of Values and Contractor's Construction Schedule. Use updated schedules if revisions were made.
 - 2. Include amounts of Change Orders and Construction Change Directives issued before last day of construction period covered by application.
- E. Transmittal: Submit 3 signed and notarized original copies of each Application for Payment to Architect by a method ensuring receipt within 24 hours. One copy shall include waivers of lien and similar attachments if required.
 - 1. Transmit each copy with a transmittal form listing attachments and recording appropriate information about application.
- F. Initial Application for Payment: Administrative actions and submittals that must precede or coincide with submittal of first Application for Payment include the following:
 - 1. List of subcontractors.
 - 2. Schedule of Values.
 - 3. Contractor's Construction Schedule (preliminary if not final).
 - 4. List of Contractor's staff assignments (Project Superintendent specifically).
 - 5. Copies of building permits.
 - 6. Certificates of insurance and insurance policies.
 - 7. Performance and payment bonds.
- G. Application for Payment at Substantial Completion: After issuing the Certificate of Substantial Completion, submit an Application for Payment showing 100 percent completion for portion of the Work claimed as substantially complete.
 - 1. Include documentation supporting claim that the Work is substantially complete and a statement showing an accounting of changes to the Contract Sum.
- H. Final Payment Application: Submit final Application for Payment with releases and supporting documentation not previously submitted and accepted, including, but not limited, to the following:
 - 1. Updated final statement, accounting for final changes to the Contract Sum.
 - 2. AIA Document G706, "Contractor's Affidavit of Payment of Debts and Claims."
 - 3. AIA Document G706A, "Contractor's Affidavit of Release of Liens."
 - 4. AIA Document G707, "Consent of Surety to Final Payment."

PART 2 - PRODUCTS (Not Used)

PART 3 - EXECUTION (Not Used)

END OF SECTION 01 29 00

SECTION 01 31 00 - PROJECT MANAGEMENT AND COORDINATION

PART 1 - GENERAL

1.1 RELATED DOCUMENTS

- A. Drawings and general provisions of the Contract, including General and Supplementary Conditions and other Division 1 Specification Sections, apply to this Section.

1.2 SUMMARY

- A. This Section includes administrative provisions for coordinating construction operations on Project including, but not limited to, the following:
 - 1. General project coordination procedures.
 - 2. Administrative and supervisory personnel.
 - 3. Project meetings.
- B. Related Sections: The following Sections contain requirements that relate to this Section:
 - 1. Division 1 Section "Construction Progress Documentation" for preparing and submitting the Contractor's Construction Schedule.
 - 2. Division 1 Section "Closeout Procedures" for coordinating Contract closeout.

1.3 COORDINATION

- A. Coordination: Coordinate construction operations included in various Sections of the Specifications to ensure efficient and orderly installation of each part of the Work. Coordinate construction operations, included in different Sections that depend on each other for proper installation, connection, and operation.
 - 1. Schedule construction operations in sequence required to obtain the best results where installation of one part of the Work depends on installation of other components, before or after its own installation.
 - 2. Coordinate installation of different components with subcontractors to ensure maximum accessibility for required maintenance, service, and repair.
 - 3. Make adequate provisions to accommodate items scheduled for later installation.
- B. If necessary, prepare memoranda for distribution to each party involved, outlining special procedures required for coordination. Include such items as required notices, reports, and list of attendees at meetings.
 - 1. Prepare similar memoranda for Owner if coordination of their Work is required.
- C. Administrative Procedures: Coordinate scheduling and timing of required administrative procedures with other construction activities and activities of other contractors to avoid conflicts and to ensure orderly progress of the Work. Such administrative activities include, but are not limited to, the following:
 - 1. Preparation of Contractor's Construction Schedule.

2. Preparation of the Schedule of Values.
3. Installation and removal of temporary facilities and controls.
4. Delivery and processing of submittals.
5. Progress meetings.
6. Preinstallation conferences.
7. Project closeout activities.

1.4 SUBMITTALS

- A. Staff Names: Within 15 days of notice to proceed, submit a list of principal staff assignments, including superintendent and other personnel in attendance at Project site. Identify individuals and their duties and responsibilities; list addresses and telephone numbers, including home and office telephone numbers. Provide names, addresses, and telephone numbers of individuals assigned as standbys in the absence of individuals assigned to Project.

1.5 PROJECT MEETINGS

- A. General: The Owner will schedule and conduct meetings and conferences at Project site, unless otherwise indicated.
 1. Attendees: Inform participants and others involved, and individuals whose presence is required, of date and time of each meeting.
 2. Minutes: The Contractor will record significant discussions and agreements achieved. The minutes will be distributed to everyone concerned, including Owner and Architect, within 7 days of the meeting.
- B. Preconstruction Conference: A preconstruction conference will be scheduled before the start of construction, at a time convenient to the Owner and Contractor, but no later than 15 days after execution of the Agreement. The conference will be held at the Project. The meeting will be conducted to review responsibilities and personnel assignments.
 1. Attendees: Authorized representatives of Owner, Architect, and their consultants; Contractor and its superintendent; major subcontractors; and other concerned parties shall attend the conference. All participants at the conference shall be familiar with Project and authorized to conclude matters relating to the Work.
 2. Agenda: Items of significance that could affect progress will be discussed, including the following:
 - a. Tentative construction schedule.
 - b. Designation of responsible personnel.
 - c. Procedures for processing field decisions and Change Orders.
 - d. Procedures for processing Applications for Payment.
 - e. Submittal procedures.
 - f. Preparation of Record Documents.
 - g. Use of the premises.
 - h. Responsibility for temporary facilities and controls.
 - i. Parking availability.
 - j. Storage areas.
 - k. Equipment deliveries and priorities.
 - l. Progress cleaning.
 - m. Working hours.

- C. Progress Meetings: Progress meetings will be conducted every two weeks. Coordinate dates of meetings with preparation of payment requests.
1. Attendees: In addition to representatives of Owner and Architect, each contractor, subcontractor, supplier, and other entity concerned with current progress or involved in planning, coordination, or performance of future activities shall be represented at these meetings. All participants at the conference shall be familiar with Project and authorized to conclude matters relating to the Work.
 2. Agenda: Review and correct or approve minutes of previous progress meeting. Review other items of significance that could affect progress. Include topics for discussion as appropriate to status of Project.
 - a. Contractor's Construction Schedule: Review progress since the last meeting. Determine whether each activity is on time, ahead of schedule, or behind schedule, in relation to Contractor's Construction Schedule. Determine how construction behind schedule will be expedited; secure commitments from parties involved to do so. Discuss whether schedule revisions are required to ensure that current and subsequent activities will be completed within the Contract Time.
 - b. Review present and future needs of each entity present, including the following:
 - 1) Deliveries.
 - 2) Off-site fabrication.
 - 3) Access.
 - 4) Site utilization.
 - 5) Temporary facilities and controls.
 - 6) Work hours.
 - 7) Progress cleaning.
 - 8) Quality and work standards.
 3. Reporting: The Contractor will distribute minutes of the meeting to each party present and to parties who should have been present. A brief summary, in narrative form, of progress since the previous meeting and report will be included.
 - a. Schedule Updating: Revise Contractor's Construction Schedule after each progress meeting where revisions to the schedule have been made or recognized. The revised schedule will be issued concurrently with the report of each meeting.

PART 2 - PRODUCTS (Not Used)

PART 3 - EXECUTION (Not Used)

END OF SECTION 01 31 00

SECTION 01 31 50 – FIELD ENGINEERING

PART 1 - GENERAL

1.1 RELATED DOCUMENTS

- A. Drawings and general provisions of the Contract, including General and Supplementary Conditions and other Division 1 Specification Sections, apply to this Section.

1.2 SUMMARY

- A. This Section includes administrative provisions and procedural requirements for Field Engineering services, including, but not necessarily limited to the following:
 - 1. Land Survey Work.
 - 2. Engineering services.

1.3 SUBMITTALS

- A. Certificates: Submit a certificate signed by the Land Surveyor certifying that the location and elevation of improvements comply with the Contract Documents.
- B. Project Record Documents: Submit a record of Work performed and record survey data as required under provisions of Sections "Submittals" and "Project Closeout".

1.4 QUALITY ASSURANCE

- A. Surveyor: Engage a Professional Land Surveyor, licensed in the State of Delaware, to perform required surveying services to ensure that grades, lines, levels, and locations of the Work are in compliance with the Contract Documents.
- B. Engineer: Engage a Professional Engineer of the discipline required, registered in the State of Delaware, to perform required engineering services.

1.5 EXAMINATION

- A. The Owner will identify existing control points and property line corner stakes, if required.
- B. Verify layout information shown on the Drawings, in relation to the property survey and existing benchmarks before proceeding to layout the Work. Locate and protect existing benchmarks and control points. Preserve permanent reference points during construction.
 - 1. Do not change or relocate benchmarks or control points without prior written approval. Promptly report lost or destroyed reference points, or requirements to relocate reference points because of necessary changes in grades or locations.
 - 2. Promptly replace lost or destroyed Project control points. Base replacements on the original survey control points.

- C. Establish and maintain a minimum of two permanent benchmarks on the site, referenced to data established by survey control points.
 - 1. Record benchmark locations, with horizontal and vertical data, on Project Record Documents.
- D. Existing utilities and equipment: The existence and location of underground and other utilities and construction indicated as existing are not guaranteed. Before beginning sitework, investigate and verify the existence and location of underground utilities and other construction.

1.6 PERFORMANCE

- A. Working from lines and levels established by the property survey, establish benchmarks and markers to set lines and levels at each story of construction and elsewhere as needed to properly locate each element of the Project. Calculate and measure required dimensions within indicated or recognized tolerances. The contractor shall note that in case of discrepancy between the scaled and the figured dimensions shown on the plans, the figured dimensions shall govern.
 - 1. Advise entities engaged in construction activities, of marked lines and levels provided for their use.
 - 2. As construction proceeds, check every major element for line, level and plumb.
- B. Surveyor's Log: Maintain a surveyor's log of control and other survey Work. Make this log available for reference.
 - 1. Record deviations from required lines and levels, and advise the Architect when deviations that exceed indicated or recognized tolerances are detected. On Project Record Drawings, record deviations that are accepted and not corrected.
 - 2. On completion of foundation walls, major site improvements, and other Work requiring field engineering services, prepare a certified survey showing dimensions, locations, angles and elevations of construction and sitework.
- C. Site Improvements: Locate and lay out site improvements, including pavements, stakes for grading, fill and topsoil placement, utility slopes and invert elevations by instrumentation and similar appropriate means.
- D. Building Lines and Levels: Locate and lay out batter boards for structures, building foundations, column grids and locations, floor levels and control lines and levels required for mechanical and electrical work.

PART 2 - PRODUCTS (Not Used)

PART 3 - EXECUTION (Not Used)

END OF SECTION 01 31 50

SECTION 01 32 00 - CONSTRUCTION PROGRESS DOCUMENTATION

PART 1 - GENERAL

1.1 RELATED DOCUMENTS

- A. Drawings and general provisions of the Contract, including General and Supplementary Conditions and other Division 1 Specification Sections, apply to this Section.

1.2 SUMMARY

- A. This Section includes administrative and procedural requirements for documenting the progress of construction during performance of the Work, including the following:
 - 1. Contractor's Construction Schedule.
 - 2. Field condition reports.
 - 3. Special reports.
- B. Related Sections include the following:
 - 1. Division 1 Section "Payment Procedures" for submitting the Schedule of Values.
 - 2. Division 1 Section "Project Management and Coordination" for submitting and distributing meeting and conference minutes.

1.3 DEFINITIONS

- A. Activity: A discrete part of a project that can be identified for planning, scheduling, monitoring, and controlling the construction project. Activities included in a construction schedule consume time and resources.
 - 1. Critical activities are activities on the critical path. They must start and finish on the planned early start and finish times.
- B. CPM: Critical path method, which is a method of planning and scheduling a construction project where activities are arranged based on activity relationships. Network calculations determine when activities can be performed and the critical path of Project.
- C. Critical Path: The longest connected chain of interdependent activities through the network schedule that establishes the minimum overall Project duration and contains no float.
- D. Event: The starting or ending point of an activity.
- E. Major Area: A story of construction, a separate building, or a similar significant construction element.
- F. Milestone: A key or critical point in time for reference or measurement.

1.4 SUBMITTALS

- A. Preliminary Construction Schedule: Submit two opaque copies.
- B. Contractor's Construction Schedule: Submit two opaque copies of initial schedule, large enough to show entire schedule for entire construction period.
- C. Field Condition Reports: Submit two copies at time of discovery of differing conditions.
- D. Special Reports: Submit two copies at time of unusual event.

1.5 COORDINATION

- A. Coordinate preparation and processing of schedules and reports with performance of construction activities and with scheduling and reporting of separate contractors.
- B. Coordinate Contractor's Construction Schedule with the Schedule of Values, list of subcontracts, Submittals Schedule, progress reports, payment requests, and other required schedules and reports.
 - 1. Secure time commitments for performing critical elements of the Work from parties involved.
 - 2. Coordinate each construction activity in the network with other activities and schedule them in proper sequence.

PART 2 - PRODUCTS

2.1 CONTRACTOR'S CONSTRUCTION SCHEDULE, GENERAL

- A. Procedures: Comply with procedures contained in AGC's "Construction Planning & Scheduling."
- B. Time Frame: Extend schedule from date established for commencement of the Work to date of Substantial Completion.
 - 1. Contract completion date shall not be changed by submission of a schedule that shows an early completion date, unless specifically authorized by Change Order.
- C. Activities: Treat each separate area as a separate numbered activity for each principal element of the Work. Comply with the following:
 - 1. Activity Duration: Define activities so no activity is longer than 20 days, unless specifically allowed by Architect.
 - 2. Submittal Review Time: Include review and resubmittal times indicated in Division 1 Section "Submittal Procedures" in schedule. Coordinate submittal review times in Contractor's Construction Schedule with Submittals Schedule.

3. Substantial Completion: Indicate completion in advance of date established for Substantial Completion, and allow time for Architect's administrative procedures necessary for certification of Substantial Completion.
- D. Constraints: Include constraints and work restrictions indicated in the Contract Documents and as follows in schedule, and show how the sequence of the Work is affected.
 1. Work Restrictions: Show the effect of the following items on the schedule:
 - a. Coordination with existing construction.
 - b. Use of premises restrictions.
 - c. Provisions for future construction.
 - d. Seasonal variations.
 - e. Environmental control.
 2. Work Stages: Indicate important stages of construction for each major portion of the Work, including, but not limited to, the following:
 - a. Mockups.
 - b. Fabrication.
 - c. Deliveries.
 - d. Installation.
- E. Milestones: Include milestones indicated in the Contract Documents in schedule, including, but not limited to, the Notice to Proceed, Substantial Completion, and Final Completion.
- F. Contract Modifications: For each proposed contract modification and concurrent with its submission, prepare a time-impact analysis using fragnets to demonstrate the effect of the proposed change on the overall project schedule.

2.2 CONSTRUCTION SCHEDULE

- A. Bar-Chart Schedule: Submit horizontal bar-chart-type construction schedule within five days of date established for commencement of the Work.
- B. Preparation: Indicate each significant construction activity separately. Identify first workday of each week with a continuous vertical line. Outline significant construction activities.

2.3 REPORTS

- A. Daily Construction Reports: Prepare a daily construction report recording the following information concerning events at Project site:
 1. List of subcontractors at Project site.
 2. List of separate contractors at Project site.
 3. Approximate count of personnel at Project site.
 4. Equipment at Project site.
 5. Material deliveries.

6. High and low temperatures and general weather conditions.
7. Accidents.
8. Meetings and significant decisions.
9. Unusual events (refer to special reports).
10. Stoppages, delays, shortages, and losses.
11. Emergency procedures.
12. Orders and requests of authorities having jurisdiction.
13. Change Orders received and implemented.
14. Construction Change Directives received and implemented.
15. Substantial Completions authorized.

- B. Field Condition Reports: Immediately on discovery of a difference between field conditions and the Contract Documents, prepare and submit a detailed report. Submit with a request for interpretation. Include a detailed description of the differing conditions, together with recommendations for changing the Contract Documents.

2.4 SPECIAL REPORTS

- A. General: Submit special reports directly to Owner within one day of an occurrence. Distribute copies of report to parties affected by the occurrence.
- B. Reporting Unusual Events: When an event of an unusual and significant nature occurs at Project site, whether or not related directly to the Work, prepare and submit a special report. List chain of events, persons participating, response by Contractor's personnel, evaluation of results or effects, and similar pertinent information. Advise Owner in advance when these events are known or predictable.

PART 3 - EXECUTION

3.1 CONTRACTOR'S CONSTRUCTION SCHEDULE

- A. Contractor's Construction Schedule Updating: At bi-weekly intervals, update schedule to reflect actual construction progress and activities. Issue schedule at each regularly scheduled progress meeting.
1. Revise schedule immediately after each meeting or other activity where revisions have been recognized or made. Issue updated schedule concurrently with the report of each such meeting.
 2. As the Work progresses, indicate Actual Completion percentage for each activity.
- B. Distribution: Distribute copies of approved schedule to Architect, Owner, separate contractors, and other parties identified by Contractor with a need-to-know schedule responsibility.

END OF SECTION 01 32 00

SECTION 01 32 33 - PHOTOGRAPHIC DOCUMENTATION

PART 1 - GENERAL

1.1 RELATED DOCUMENTS

- A. Drawings and general provisions of the Contract, including General and Supplementary Conditions and other Division 01 Specification Sections, apply to this Section.

1.2 SUMMARY

- A. This Section includes administrative and procedural requirements for the following:
 - 1. Preconstruction photographs.
 - 2. Periodic construction photographs.
 - 3. Final Completion construction photographs.
- B. Related Sections include the following:
 - 1. Division 01 Section "Submittal Procedures" for submitting photographic documentation.
 - 2. Division 01 Section "Closeout Procedures" for submitting digital media as Project Record Documents at Project closeout.
 - 3. Division 01 Section "Selective Demolition" for photographic documentation before selective demolition operations commence.

1.3 SUBMITTALS

- A. Construction Digital Images: Submit a complete set of digital image electronic files as part of the Project closeout on CD-ROM, DVD or flash drive. Identify electronic media with date photographs were taken. Submit images that have same aspect ratio as the sensor, uncropped.

PART 2 - PRODUCTS

2.1 PHOTOGRAPHIC MEDIA

- A. Digital Images: Provide images in uncompressed TIFF or JPEG format, produced by a digital camera with minimum sensor size of 12.0 megapixels, and at an image resolution of not less than 4000 by 3000 pixels.

PART 3 - EXECUTION

3.1 CONSTRUCTION PHOTOGRAPHS

- A. General: Take photographs using the maximum range of depth of field, and that are in focus, to clearly show the Work. Photographs with blurry or out-of-focus areas will not be accepted.
 - 1. Photographs are to be taken weekly at a minimum during normal construction and daily during small duration projects or significant activities.
 - 2. Photographs are to be taken prior to the start of the work to record existing conditions.

3. Photographs are to be taken when areas are opened prior to the start of the new work.
 4. Photographs are to be taken during demolition operations.
 5. Provide temporary lighting when required to produce clear, well-lit photographs without obscuring shadows.
- B. Digital Images: Submit digital images exactly as originally recorded in the digital camera, without alteration, manipulation, editing, or modifications using image-editing software.
1. Date and Time: Include date and time in filename for each image.
 2. Field Office Images: Maintain one set of images on CD-ROM in the field office at Project site, available at all times for reference. Identify images same as for those submitted to Architect.
- C. Preconstruction Photographs: Before commencement of excavation and/or demolition, and starting of construction take color, digital photographs of Project site and surrounding properties, including existing items to remain during and after construction, from different vantage points, or as directed by Architect.
1. Flag excavation areas and construction limits before taking construction photographs.
 2. Take a minimum of eight photographs to show existing conditions adjacent to the work area before starting the Work.
- D. Architect-Directed Construction Photographs: From time to time, Architect may instruct the Contractor about number and frequency of color, digital photographs and general directions on vantage points. Select actual vantage points and take photographs to show the status of construction and progress since last photographs were taken.
- E. Final Completion Construction Photographs: Take a minimum of four color photographs of each room and eight color photographs of the exterior after date of Substantial Completion for submission as Project Record Documents. Architect will direct photographer for desired vantage points.
1. Do not include date stamp.

END OF SECTION 01 32 33

SECTION 01 33 00 - SUBMITTAL PROCEDURES

PART 1 - GENERAL

1.1 RELATED DOCUMENTS

- A. Drawings and general provisions of the Contract, including General and Supplementary Conditions and other Division 1 Specification Sections, apply to this Section.

1.2 SUMMARY

- A. This Section includes administrative and procedural requirements for submitting Shop Drawings, Product Data, Samples, and other submittals.
- B. Related Sections include the following:
 - 1. Division 1 Section "Payment Procedures" for submitting Applications for Payment and the Schedule of Values.
 - 2. Division 1 Section "Project Management and Coordination" for submitting and distributing meeting and conference minutes and for submitting Coordination Drawings.
 - 3. Division 1 Section "Construction Progress Documentation" for submitting schedules and reports, including Contractor's Construction Schedule and the Submittals Schedule.
 - 4. Division 1 Section "Quality Requirements" for submitting test and inspection reports and for mockup requirements.
 - 5. Division 1 Section "Closeout Procedures" for submitting warranties.
 - 6. Division 1 Section "Project Record Documents" for submitting Record Drawings, Record Specifications, and Record Product Data.
 - 7. Division 1 Section "Operation and Maintenance Data" for submitting operation and maintenance manuals.

1.3 DEFINITIONS

- A. Action Submittals: Written and graphic information that requires Architect's responsive action.
- B. Informational Submittals: Written information that does not require Architect's responsive action. Submittals may be rejected for not complying with requirements.

1.4 SUBMITTAL PROCEDURES

- A. General: Electronic copies of CAD Drawings of the Contract Drawings will be provided by Architect for Contractor's use in preparing submittals. The Contractor will be responsible for field verifying existing conditions.
- B. Coordination: Coordinate preparation and processing of submittals with performance of construction activities.

1. Coordinate each submittal with fabrication, purchasing, testing, delivery, other submittals, and related activities that require sequential activity.
 2. Coordinate transmittal of different types of submittals for related parts of the Work so processing will not be delayed because of need to review submittals concurrently for coordination.
 - a. Architect reserves the right to withhold action on a submittal requiring coordination with other submittals until related submittals are received.
- C. Processing Time: Allow enough time for submittal review, including time for resubmittals, as follows. Time for review shall commence on Architect's receipt of submittal. No extension of the Contract Time will be authorized because of failure to transmit submittals enough in advance of the Work to permit processing, including resubmittals.
1. Initial Review: Allow 15 days for initial review of each submittal. Allow additional time if coordination with subsequent submittals is required. Architect will advise Contractor when a submittal being processed must be delayed for coordination.
 2. Intermediate Review: If intermediate submittal is necessary, process it in same manner as initial submittal.
 3. Resubmittal Review: Allow 15 days for review of each resubmittal.
 4. Sequential Review: Where sequential review of submittals by Architect's consultants, Owner, or other parties is indicated, allow 21 days for initial review of each submittal.
- D. Identification: Place a permanent label or title block on each submittal for identification.
1. Indicate name of firm or entity that prepared each submittal on label or title block.
 2. Provide a space approximately 6 by 8 inches (150 by 200 mm) on label or beside title block to record Contractor's review and approval markings and action taken by Architect.
 3. Include the following information on label for processing and recording action taken:
 - a. Project name.
 - b. Date.
 - c. Name and address of Architect.
 - d. Name and address of Contractor.
 - e. Name and address of subcontractor.
 - f. Name and address of supplier.
 - g. Name of manufacturer.
 - h. Submittal number or other unique identifier, including revision identifier.
 - 1) Submittal number shall use Specification Section number followed by a decimal point and then a sequential number (e.g., 06100.01). Resubmittals shall include an alphabetic suffix after another decimal point (e.g., 06100.01.A).
- i. Number and title of appropriate Specification Section.
 - j. Drawing number and detail references, as appropriate.
 - k. Location(s) where product is to be installed, as appropriate.
 - l. Other necessary identification.

- E. Deviations: Highlight or otherwise specifically identify deviations from the Contract Documents on submittals.
- F. Additional Copies: Unless additional copies are required for final submittal, and unless Architect observes noncompliance with provisions in the Contract Documents, initial submittal may serve as final submittal.
 - 1. Submit one copy of submittal to concurrent reviewer in addition to specified number of copies to Architect.
 - 2. Additional copies submitted for maintenance manuals will be marked with action taken and will be returned.
- G. Transmittal: Package each submittal individually and appropriately for transmittal and handling. Transmit each submittal using a transmittal form. Architect will return submittals, without review, received from sources other than Contractor.
 - 1. Transmittal Form: Provide locations on form for the following information:
 - a. Project name.
 - b. Date.
 - c. Destination (To:).
 - d. Source (From:).
 - e. Names of subcontractor, manufacturer, and supplier.
 - f. Category and type of submittal.
 - g. Submittal purpose and description.
 - h. Specification Section number and title.
 - i. Drawing number and detail references, as appropriate.
 - j. Submittal and transmittal distribution record.
 - k. Remarks.
 - l. Signature of transmitter.
 - 2. On an attached separate sheet, prepared on Contractor's letterhead, record relevant information, requests for data, revisions other than those requested by Architect on previous submittals, and deviations from requirements in the Contract Documents, including minor variations and limitations. Include same label information as related submittal.
- H. Resubmittals: Make resubmittals in same form and number of copies as initial submittal.
 - 1. Note date and content of previous submittal.
 - 2. Note date and content of revision in label or title block and clearly indicate extent of revision.
 - 3. Resubmit submittals until they are marked "Furnish as Submitted".
- I. Distribution: Furnish copies of final submittals to manufacturers, subcontractors, suppliers, fabricators, installers, authorities having jurisdiction, and others as necessary for performance of construction activities. Show distribution on transmittal forms.
- J. Use for Construction: Use only final submittals with mark indicating "Furnish as Submitted" or "Revise as Noted & Furnish" taken by Architect.

1.5 CONTRACTOR'S USE OF ARCHITECT'S CAD FILES

- A. General: At Contractor's written request, copies of Architect's CAD files will be provided to Contractor for Contractor's use in connection with Project, subject to the following conditions:
 - 1. CADD files are limited to those that have been generated for this Project.
 - 2. CADD files for the floor plans and roof plans shall be provided. Files for details, etc. will not be provided.
 - 3. Contractor will be asked to sign Architects waiver of release form before files will be delivered to the contractor.

PART 2 - PRODUCTS

2.1 ACTION SUBMITTALS

- A. General: Prepare and submit Action Submittals required by individual Specification Sections.
- B. Product Data: Collect information into a single submittal for each element of construction and type of product or equipment.
 - 1. If information must be specially prepared for submittal because standard printed data are not suitable for use, submit as Shop Drawings, not as Product Data.
 - 2. Mark each copy of each submittal to show which products and options are applicable.
 - 3. Include the following information, as applicable:
 - a. Manufacturer's written recommendations.
 - b. Manufacturer's product specifications.
 - c. Manufacturer's installation instructions.
 - d. Standard color charts.
 - e. Manufacturer's catalog cuts.
 - f. Wiring diagrams showing factory-installed wiring.
 - g. Printed performance curves.
 - h. Operational range diagrams.
 - i. Mill reports.
 - j. Standard product operation and maintenance manuals.
 - k. Compliance with specified referenced standards.
 - l. Testing by recognized testing agency.
 - m. Application of testing agency labels and seals.
 - n. Notation of coordination requirements.
 - 4. Submit Product Data before or concurrent with Samples.
 - 5. Number of Copies: Submit six (6) copies of Product Data, unless otherwise indicated. Architect will return three copies. Mark up and retain one returned copy as a Project Record Document.
- C. Shop Drawings: Prepare Project-specific information, drawn accurately to scale. Do not base Shop Drawings on reproductions of the Contract Documents or standard printed data.

1. Preparation: Fully illustrate requirements in the Contract Documents. Include the following information, as applicable:
 - a. Dimensions.
 - b. Identification of products.
 - c. Fabrication and installation drawings.
 - d. Roughing-in and setting diagrams.
 - e. Wiring diagrams showing field-installed wiring, including power, signal, and control wiring.
 - f. Shopwork manufacturing instructions.
 - g. Templates and patterns.
 - h. Schedules.
 - i. Design calculations.
 - j. Compliance with specified standards.
 - k. Notation of coordination requirements.
 - l. Notation of dimensions established by field measurement.
 - m. Relationship to adjoining construction clearly indicated.
 - n. Seal and signature of professional engineer if specified.
 - o. Wiring Diagrams: Differentiate between manufacturer-installed and field-installed wiring.
 2. Sheet Size: Except for templates, patterns, and similar full-size drawings, submit Shop Drawings on sheets at least 8-1/2 by 11 inches (215 by 280 mm) but no larger than 30 by 40 inches (750 by 1000 mm).
 3. Number of Copies: Submit six (6) opaque copies of each submittal, unless copies are required for operation and maintenance manuals. Submit five copies where copies are required for operation and maintenance manuals. Architect will retain three copies; remainder will be returned.
- D. Samples: Submit Samples for review of kind, color, pattern, and texture for a check of these characteristics with other elements and for a comparison of these characteristics between submittal and actual component as delivered and installed.
1. Transmit Samples that contain multiple, related components such as accessories together in one submittal package.
 2. Identification: Attach label on unexposed side of Samples that includes the following:
 - a. Generic description of Sample.
 - b. Product name and name of manufacturer.
 - c. Sample source.
 - d. Number and title of appropriate Specification Section.
 3. Disposition: Maintain sets of approved Samples at Project site, available for quality-control comparisons throughout the course of construction activity. Sample sets may be used to determine final acceptance of construction associated with each set.
 - a. Samples that may be incorporated into the Work are indicated in individual Specification Sections. Such Samples must be in an undamaged condition at time of use.

- b. Samples not incorporated into the Work, or otherwise designated as Owner's property, are the property of Contractor.
 - 4. Samples for Initial Selection: Submit manufacturer's color charts consisting of units or sections of units showing the full range of colors, textures, and patterns available.
 - a. Number of Samples: Submit one full set(s) of available choices where color, pattern, texture, or similar characteristics are required to be selected from manufacturer's product line. Architect will return submittal with options selected.
 - 5. Samples for Verification: Submit full-size units or Samples of size indicated, prepared from same material to be used for the Work, cured and finished in manner specified, and physically identical with material or product proposed for use, and that show full range of color and texture variations expected. Samples include, but are not limited to, the following: partial sections of manufactured or fabricated components; small cuts or containers of materials; complete units of repetitively used materials; swatches showing color, texture, and pattern; color range sets; and components used for independent testing and inspection.
 - a. Number of Samples: Submit four sets of Samples. Architect will retain three Sample sets; remainder will be returned.
 - 1) Submit a single Sample where assembly details, workmanship, fabrication techniques, connections, operation, and other similar characteristics are to be demonstrated.
 - 2) If variation in color, pattern, texture, or other characteristic is inherent in material or product represented by a Sample, submit at least four sets of paired units that show approximate limits of variations.
- E. Product Schedule or List: As required in individual Specification Sections, prepare a written summary indicating types of products required for the Work and their intended location. Include the following information in tabular form:
 - 1. Type of product. Include unique identifier for each product.
 - 2. Number and name of room or space.
 - 3. Location within room or space.
 - 4. Number of Copies: Submit three copies of product schedule or list, unless otherwise indicated. Architect will return two copies.
 - a. Mark up and retain one returned copy as a Project Record Document.
- F. Contractor's Construction Schedule: Comply with requirements specified in Division 1 Section "Construction Progress Documentation" for Construction Manager's action.
- G. Submittals Schedule: Comply with requirements specified in Division 1 Section "Construction Progress Documentation."
- H. Application for Payment: Comply with requirements specified in Division 1 Section "Payment Procedures."

- I. Schedule of Values: Comply with requirements specified in Division 1 Section "Payment Procedures."
- J. Subcontract List: Prepare a written summary identifying individuals or firms proposed for each portion of the Work, including those who are to furnish products or equipment fabricated to a special design. Include the following information in tabular form:
 - 1. Name, address, and telephone number of entity performing subcontract or supplying products.
 - 2. Number and title of related Specification Section(s) covered by subcontract.
 - 3. Drawing number and detail references, as appropriate, covered by subcontract.
 - 4. Number of Copies: Submit three copies of subcontractor list, unless otherwise indicated. Architect will return two copies.
 - a. Mark up and retain one returned copy as a Project Record Document.

2.2 INFORMATIONAL SUBMITTALS

- A. General: Prepare and submit Informational Submittals required by other Specification Sections.
 - 1. Number of Copies: Submit three copies of each submittal, unless otherwise indicated. Architect will not return copies.
 - 2. Certificates and Certifications: Provide a notarized statement that includes signature of entity responsible for preparing certification. Certificates and certifications shall be signed by an officer or other individual authorized to sign documents on behalf of that entity.
 - 3. Test and Inspection Reports: Comply with requirements specified in Division 1 Section "Quality Requirements."
- B. Coordination Drawings: Comply with requirements specified in Division 1 Section "Project Management and Coordination."
- C. Contractor's Construction Schedule: Comply with requirements specified in Division 1 Section "Construction Progress Documentation."
- D. Qualification Data: Prepare written information that demonstrates capabilities and experience of firm or person. Include lists of completed projects with project names and addresses, names and addresses of architects and owners, and other information specified.
- E. Welding Certificates: Prepare written certification that welding procedures and personnel comply with requirements in the Contract Documents. Submit record of Welding Procedure Specification (WPS) and Procedure Qualification Record (PQR) on AWS forms. Include names of firms and personnel certified.
- F. Installer Certificates: Prepare written statements on manufacturer's letterhead certifying that Installer complies with requirements in the Contract Documents and, where required, is authorized by manufacturer for this specific Project.

- G. Manufacturer Certificates: Prepare written statements on manufacturer's letterhead certifying that manufacturer complies with requirements in the Contract Documents. Include evidence of manufacturing experience where required.
- H. Product Certificates: Prepare written statements on manufacturer's letterhead certifying that product complies with requirements in the Contract Documents.
- I. Material Certificates: Prepare written statements on manufacturer's letterhead certifying that material complies with requirements in the Contract Documents.
- J. Material Test Reports: Prepare reports written by a qualified testing agency, on testing agency's standard form, indicating and interpreting test results of material for compliance with requirements in the Contract Documents.
- K. Product Test Reports: Prepare written reports indicating current product produced by manufacturer complies with requirements in the Contract Documents. Base reports on evaluation of tests performed by manufacturer and witnessed by a qualified testing agency, or on comprehensive tests performed by a qualified testing agency.
- L. Research/Evaluation Reports: Prepare written evidence, from a model code organization acceptable to authorities having jurisdiction, that product complies with building code in effect for Project. Include the following information:
 - 1. Name of evaluation organization.
 - 2. Date of evaluation.
 - 3. Time period when report is in effect.
 - 4. Product and manufacturers' names.
 - 5. Description of product.
 - 6. Test procedures and results.
 - 7. Limitations of use.
- M. Schedule of Tests and Inspections: Comply with requirements specified in Division 1 Section "Quality Requirements."
- N. Preconstruction Test Reports: Prepare reports written by a qualified testing agency, on testing agency's standard form, indicating and interpreting results of tests performed before installation of product, for compliance with performance requirements in the Contract Documents.
- O. Compatibility Test Reports: Prepare reports written by a qualified testing agency, on testing agency's standard form, indicating and interpreting results of compatibility tests performed before installation of product. Include written recommendations for primers and substrate preparation needed for adhesion.
- P. Field Test Reports: Prepare reports written by a qualified testing agency, on testing agency's standard form, indicating and interpreting results of field tests performed either during installation of product or after product is installed in its final location, for compliance with requirements in the Contract Documents.

- Q. Maintenance Data: Prepare written and graphic instructions and procedures for operation and normal maintenance of products and equipment. Comply with requirements specified in Division 1 Section "Operation and Maintenance Data."
- R. Design Data: Prepare written and graphic information, including, but not limited to, performance and design criteria, list of applicable codes and regulations, and calculations. Include list of assumptions and other performance and design criteria and a summary of loads. Include load diagrams if applicable. Provide name and version of software, if any, used for calculations. Include page numbers.
- S. Manufacturer's Instructions: Prepare written or published information that documents manufacturer's recommendations, guidelines, and procedures for installing or operating a product or equipment. Include name of product and name, address, and telephone number of manufacturer. Include the following, as applicable:
 - 1. Preparation of substrates.
 - 2. Required substrate tolerances.
 - 3. Sequence of installation or erection.
 - 4. Required installation tolerances.
 - 5. Required adjustments.
 - 6. Recommendations for cleaning and protection.
- T. Manufacturer's Field Reports: Prepare written information documenting factory-authorized service representative's tests and inspections. Include the following, as applicable:
 - 1. Name, address, and telephone number of factory-authorized service representative making report.
 - 2. Statement on condition of substrates and their acceptability for installation of product.
 - 3. Statement that products at Project site comply with requirements.
 - 4. Summary of installation procedures being followed, whether they comply with requirements and, if not, what corrective action was taken.
 - 5. Results of operational and other tests and a statement of whether observed performance complies with requirements.
 - 6. Statement whether conditions, products, and installation will affect warranty.
 - 7. Other required items indicated in individual Specification Sections.
- U. Insurance Certificates and Bonds: Prepare written information indicating current status of insurance or bonding coverage. Include name of entity covered by insurance or bond, limits of coverage, amounts of deductibles, if any, and term of the coverage.
- V. Material Safety Data Sheets (MSDSs): Submit information directly to Owner; do not submit to Architect.
 - 1. Architect will not review submittals that include MSDSs and will return the entire submittal for resubmittal.

PART 3 - EXECUTION

3.1 CONTRACTOR'S REVIEW

- A. Review each submittal and check for coordination with other Work of the Contract and for compliance with the Contract Documents. Note corrections and field dimensions. Mark with approval stamp before submitting to Architect.
- B. Approval Stamp: Stamp each submittal with a uniform, approval stamp. Include Project name and location, submittal number, Specification Section title and number, name of reviewer, date of Contractor's approval, and statement certifying that submittal has been reviewed, checked, and approved for compliance with the Contract Documents.

3.2 ARCHITECT'S ACTION

- A. General: Architect will not review submittals that do not bear Contractor's approval stamp and will return them without action.
- B. Action Submittals: Architect will review each submittal, make marks to indicate corrections or modifications required, and return it. Architect will stamp each submittal with an action stamp and will mark stamp appropriately to indicate action taken, as follows:
 - 1. Approved as Submitted.
 - 2. Approved as Noted.
 - 3. Revise and Resubmit.
 - 4. Rejected.
- C. Informational Submittals: Architect will review each submittal and will not return it, or will return it if it does not comply with requirements. Architect will forward each submittal to appropriate party.
- D. Partial submittals are not acceptable, will be considered nonresponsive, and will be returned without review.
- E. Submittals not required by the Contract Documents may not be reviewed and may be discarded.

END OF SECTION 01 33 00

SECTION 01 40 00 - QUALITY REQUIREMENTS

PART 1 - GENERAL

1.1 RELATED DOCUMENTS

- A. Drawings and general provisions of the Contract, including General and Supplementary Conditions and other Division 1 Specification Sections, apply to this Section.

1.2 SUMMARY

- A. This Section includes administrative and procedural requirements for quality assurance and quality control.
- B. Testing and inspecting services are required to verify compliance with requirements specified or indicated. These services do not relieve Contractor of responsibility for compliance with the Contract Document requirements.
 - 1. Specific quality-assurance and -control requirements for individual construction activities are specified in the Sections that specify those activities. Requirements in those Sections may also cover production of standard products.
 - 2. Specified tests, inspections, and related actions do not limit Contractor's other quality-assurance and -control procedures that facilitate compliance with the Contract Document requirements.
 - 3. Requirements for Contractor to provide quality-assurance and -control services required by Architect, Owner or authorities having jurisdiction are not limited by provisions of this Section.
- C. Related Sections include but are not limited to the following:
 - 1. Division 1 Section "Construction Progress Documentation" for developing a schedule of required tests and inspections.
 - 2. Division 1 Section "Cutting and Patching" for repair and restoration of construction disturbed by testing and inspecting activities.

1.3 DEFINITIONS

- A. Quality-Assurance Services: Activities, actions, and procedures performed before and during execution of the Work to guard against defects and deficiencies and substantiate that proposed construction will comply with requirements.
- B. Quality-Control Services: Tests, inspections, procedures, and related actions during and after execution of the Work to evaluate that actual products incorporated into the Work and completed construction comply with requirements. Services do not include contract enforcement activities performed by Architect.

- C. Mockups: Full-size, physical assemblies that are constructed on-site. Mockups are used to verify selections made under sample submittals, to demonstrate aesthetic effects and, where indicated, qualities of materials and execution, and to review construction, coordination, testing, or operation; they are not Samples. Approved mockups establish the standard by which the Work will be judged.
- D. Laboratory Mockups: Full-size, physical assemblies that are constructed at testing facility to verify performance characteristics.
- E. Preconstruction Testing: Tests and inspections that are performed specifically for the Project before products and materials are incorporated into the Work to verify performance or compliance with specified criteria.
- F. Product Testing: Tests and inspections that are performed by an NRTL, an NVLAP, or a testing agency qualified to conduct product testing and acceptable to authorities having jurisdiction, to establish product performance and compliance with industry standards.
- G. Source Quality-Control Testing: Tests and inspections that are performed at the source, i.e., plant, mill, factory, or shop.
- H. Field Quality-Control Testing: Tests and inspections that are performed on-site for installation of the Work and for completed Work.
- I. Testing Agency: An entity engaged to perform specific tests, inspections, or both. Testing laboratory shall mean the same as testing agency.
- J. Installer/Applicator/Erector: Contractor or another entity engaged by Contractor as an employee, Subcontractor, or Sub-subcontractor, to perform a particular construction operation, including installation, erection, application, and similar operations.
 - 1. Using a term such as "carpentry" does not imply that certain construction activities must be performed by accredited or unionized individuals of a corresponding generic name, such as "carpenter." It also does not imply that requirements specified apply exclusively to trades people of the corresponding generic name.
- K. Experienced: When used with an entity, "experienced" means having successfully completed a minimum of five previous projects similar in size and scope to this Project; being familiar with special requirements indicated; and having complied with requirements of authorities having jurisdiction.

1.4 CONFLICTING REQUIREMENTS

- A. General: If compliance with two or more standards is specified and the standards establish different or conflicting requirements for minimum quantities or quality levels, comply with the most stringent requirement. Refer uncertainties and requirements that are different, but apparently equal, to Architect for a decision before proceeding.
- B. Minimum Quantity or Quality Levels: The quantity or quality level shown or specified shall be the minimum provided or performed. The actual installation may comply exactly with the

minimum quantity or quality specified, or it may exceed the minimum within reasonable limits. To comply with these requirements, indicated numeric values are minimum or maximum, as appropriate, for the context of requirements. Refer uncertainties to Architect for a decision before proceeding.

1.5 SUBMITTALS

- A. Qualification Data: For testing agencies specified in "Quality Assurance" Article to demonstrate their capabilities and experience. Include proof of qualifications in the form of a recent report on the inspection of the testing agency by a recognized authority.
- B. Schedule of Tests and Inspections: Prepare in tabular form and include the following:
 - 1. Specification Section number and title.
 - 2. Description of test and inspection.
 - 3. Identification of applicable standards.
 - 4. Identification of test and inspection methods.
 - 5. Number of tests and inspections required.
 - 6. Time schedule or time span for tests and inspections.
 - 7. Entity responsible for performing tests and inspections.
 - 8. Requirements for obtaining samples.
 - 9. Unique characteristics of each quality-control service.
- C. Reports: Prepare and submit certified written reports that include the following:
 - 1. Date of issue.
 - 2. Project title and number.
 - 3. Name, address, and telephone number of testing agency.
 - 4. Dates and locations of samples and tests or inspections.
 - 5. Names of individuals making tests and inspections.
 - 6. Description of the Work and test and inspection method.
 - 7. Identification of product and Specification Section.
 - 8. Complete test or inspection data.
 - 9. Test and inspection results and an interpretation of test results.
 - 10. Record of temperature and weather conditions at time of sample taking and testing and inspecting.
 - 11. Comments or professional opinion on whether tested or inspected Work complies with the Contract Document requirements.
 - 12. Name and signature of laboratory inspector.
 - 13. Recommendations on retesting and reinspecting.
- D. Permits, Licenses, and Certificates: For Owner's records, submit copies of permits, licenses, certifications, inspection reports, releases, jurisdictional settlements, notices, receipts for fee payments, judgments, correspondence, records, and similar documents, established for compliance with standards and regulations bearing on performance of the Work.

1.6 QUALITY ASSURANCE

- A. General: Qualifications paragraphs in this Article establish the minimum qualification levels required; individual Specification Sections specify additional requirements.
- B. Installer Qualifications: A firm or individual experienced in installing, erecting, or assembling work similar in material, design, and extent to that indicated for this Project, whose work has resulted in construction with a record of successful in-service performance.
- C. Manufacturer Qualifications: A firm experienced in manufacturing products or systems similar to those indicated for this Project and with a record of successful in-service performance, as well as sufficient production capacity to produce required units.
- D. Fabricator Qualifications: A firm experienced in producing products similar to those indicated for this Project and with a record of successful in-service performance, as well as sufficient production capacity to produce required units.
- E. Testing Agency Qualifications: An NRTL, an NVLAP, or an independent agency with the experience and capability to conduct testing and inspecting indicated, as documented according to ASTM E 548; and with additional qualifications specified in individual Sections; and where required by authorities having jurisdiction, that is acceptable to authorities.
 - 1. NRTL: A nationally recognized testing laboratory according to 29 CFR 1910.7.
 - 2. NVLAP: A testing agency accredited according to NIST's National Voluntary Laboratory Accreditation Program.
- F. Factory-Authorized Service Representative Qualifications: An authorized representative of manufacturer who is trained and approved by manufacturer to inspect installation of manufacturer's products that are similar in material, design, and extent to those indicated for this Project.
 - 1. Testing Agency Responsibilities: Submit a certified written report of each test, inspection, and similar quality-assurance service to Architect with copy to Contractor. Interpret tests and inspections and state in each report whether tested and inspected work complies with or deviates from the Contract Documents.
- G. Mockups: Before installing portions of the Work requiring mockups, build mockups for each form of construction and finish required to comply with the following requirements, using materials indicated for the completed Work:
 - 1. Build mockups in location and of size indicated or, if not indicated, as directed by Architect.
 - 2. Notify Architect seven days in advance of dates and times when mockups will be constructed.
 - 3. Demonstrate the proposed range of aesthetic effects and workmanship.
 - 4. Obtain Architect's approval of mockups before starting work, fabrication, or construction.
 - a. Allow seven days for initial review and each re-review of each mockup.

5. Maintain mockups during construction in an undisturbed condition as a standard for judging the completed Work.
6. Demolish and remove mockups when directed, unless otherwise indicated.

1.7 QUALITY CONTROL

- A. Owner Responsibilities: Where quality-control services are indicated as Owner's responsibility, Owner will engage a qualified testing agency to perform these services.
 1. Owner will furnish Contractor with names, addresses, and telephone numbers of testing agencies engaged and a description of types of testing and inspecting they are engaged to perform.
 2. Costs for retesting and reinspecting construction that replaces or is necessitated by work that failed to comply with the Contract Documents will be charged to Contractor and the Contract Sum will be adjusted by Change Order.
- B. Tests and inspections not explicitly assigned to Owner are Contractor's responsibility. Unless otherwise indicated, provide quality-control services specified and those required by authorities having jurisdiction. Perform quality-control services required of Contractor by authorities having jurisdiction, whether specified or not.
 1. Where services are indicated as Contractor's responsibility, engage a qualified testing agency to perform these quality-control services.
 - a. Contractor shall not employ same entity engaged by Owner, unless agreed to in writing by Owner.
 2. Notify testing agencies at least 24 hours in advance of time when Work that requires testing or inspecting will be performed.
 3. Where quality-control services are indicated as Contractor's responsibility, submit a certified written report, in duplicate, of each quality-control service.
 4. Testing and inspecting requested by Contractor and not required by the Contract Documents are Contractor's responsibility.
 5. Submit additional copies of each written report directly to authorities having jurisdiction, when they so direct.
- C. Manufacturer's Field Services: Where indicated, engage a factory-authorized service representative to inspect field-assembled components and equipment installation, including service connections. Report results in writing as specified in Division 1 Section "Submittal Procedures."
- D. Retesting/Reinspecting: Regardless of whether original tests or inspections were Contractor's responsibility, provide quality-control services, including retesting and reinspecting, for construction that replaced Work that failed to comply with the Contract Documents.
- E. Testing Agency Responsibilities: Cooperate with Architect and Contractor in performance of duties. Provide qualified personnel to perform required tests and inspections.

1. Notify Architect and Contractor promptly of irregularities or deficiencies observed in the Work during performance of its services.
 2. Determine the location from which test samples will be taken and in which in-situ tests are conducted.
 3. Conduct and interpret tests and inspections and state in each report whether tested and inspected work complies with or deviates from requirements.
 4. Submit a certified written report, in duplicate, of each test, inspection, and similar quality-control service through Contractor.
 5. Do not release, revoke, alter, or increase the Contract Document requirements or approve or accept any portion of the Work.
 6. Do not perform any duties of Contractor.
- F. Associated Services: Cooperate with agencies performing required tests, inspections, and similar quality-control services, and provide reasonable auxiliary services as requested. Notify agency sufficiently in advance of operations to permit assignment of personnel. Provide the following:
1. Access to the Work.
 2. Incidental labor and facilities necessary to facilitate tests and inspections.
 3. Adequate quantities of representative samples of materials that require testing and inspecting. Assist agency in obtaining samples.
 4. Facilities for storage and field curing of test samples.
 5. Delivery of samples to testing agencies.
 6. Preliminary design mix proposed for use for material mixes that require control by testing agency.
 7. Security and protection for samples and for testing and inspecting equipment at Project site.
- G. Coordination: Coordinate sequence of activities to accommodate required quality-assurance and -control services with a minimum of delay and to avoid necessity of removing and replacing construction to accommodate testing and inspecting.
1. Schedule times for tests, inspections, obtaining samples, and similar activities.
- H. Schedule of Tests and Inspections: Prepare a schedule of tests, inspections, and similar quality-control services required by the Contract Documents. Submit schedule within 30 days of date established for commencement of the Work.
1. Distribution: Distribute schedule to Owner, Architect testing agencies, and each party involved in performance of portions of the Work where tests and inspections are required.

1.8 SPECIAL TESTS AND INSPECTIONS

- A. Special Tests and Inspections: Owner will engage a qualified testing agency to conduct special tests and inspections required by authorities having jurisdiction as the responsibility of Owner, and as follows:
1. Verifying that manufacturer maintains detailed fabrication and quality-control procedures and reviewing the completeness and adequacy of those procedures to perform the Work.

2. Notifying Architect and Contractor promptly of irregularities and deficiencies observed in the Work during performance of its services.
3. Submitting a certified written report of each test, inspection, and similar quality-control service to Architect with copy to Contractor and to authorities having jurisdiction.
4. Submitting a final report of special tests and inspections at Substantial Completion, which includes a list of unresolved deficiencies.
5. Interpreting tests and inspections and stating in each report whether tested and inspected work complies with or deviates from the Contract Documents.
6. Retesting and reinspecting corrected work.

PART 2 - PRODUCTS (Not Used)

PART 3 - EXECUTION

3.1 TEST AND INSPECTION LOG

- A. Prepare a record of tests and inspections. Include the following:
 1. Date test or inspection was conducted.
 2. Description of the Work tested or inspected.
 3. Date test or inspection results were transmitted to Architect.
 4. Identification of testing agency or special inspector conducting test or inspection.
- B. Maintain log at Project site. Post changes and modifications as they occur. Provide access to test and inspection log for Architect's reference during normal working hours.

3.2 REPAIR AND PROTECTION

- A. General: On completion of testing, inspecting, sample taking, and similar services, repair damaged construction and restore substrates and finishes.
 1. Provide materials and comply with installation requirements specified in other Specification Sections. Restore patched areas and extend restoration into adjoining areas with durable seams that are as invisible as possible.
 2. Comply with the Contract Document requirements for Division 1 Section "Cutting and Patching."
- B. Protect construction exposed by or for quality-control service activities.
- C. Repair and protection are Contractor's responsibility, regardless of the assignment of responsibility for quality-control services.

END SECTION 01 40 00

SECTION 01 42 00 - REFERENCE STANDARDS AND DEFINITIONS

PART 1 - GENERAL

1.1 RELATED DOCUMENTS

- A. Drawings and general provisions of the Contract, including General and Supplementary Conditions and other Division 1 Specification Sections, apply to this Section.

1.2 DEFINITIONS

- A. General: Basic contract definitions are included in the Conditions of the Contract.
- B. "Indicated": The term "indicated" refers to graphic representations, notes, or schedules on the Drawings; or to other paragraphs or schedules in the Specifications and similar requirements in the Contract Documents. Terms such as "shown," "noted," "scheduled," and "specified" are used to help the user locate the reference. Location is not limited.
- C. "Directed": Terms such as "directed," "requested," "authorized," "selected," "approved," "required," and "permitted" mean directed by the Architect, requested by the Architect, and similar phrases.
- D. "Approved": The term "approved," when used in conjunction with the Architect's action on the Contractor's submittals, applications, and requests, is limited to the Architect's duties and responsibilities as stated in the Conditions of the Contract.
- E. "Regulations": The term "regulations" includes laws, ordinances, statutes, and lawful orders issued by authorities having jurisdiction, as well as rules, conventions, and agreements within the construction industry that control performance of the Work.
- F. "Furnish": The term "furnish" means to supply and deliver to the Project site, ready for unloading, unpacking, assembly, installation, and similar operations.
- G. "Install": The term "install" describes operations at the Project site including the actual unloading, temporary storage, unpacking, assembling, erecting, placing, anchoring, applying, working to dimension, finishing, curing, protecting, cleaning, and similar operations.
- H. "Provide": The term "provide" means to furnish and install, complete and ready for the intended use.
- I. "Installer": An installer is the Contractor or another entity engaged by the Contractor, either as an employee, subcontractor, or contractor of lower tier, to perform a particular construction activity, including installation, erection, application, or similar operations. Installers are required to be experienced in the operations they are engaged to perform.
 - 1. The term "experienced," when used with the term "installer," means having successfully completed a minimum of five previous projects similar in size and scope to this Project;

- being familiar with the special requirements indicated; and having complied with requirements of authorities having jurisdiction.
2. Trades: Using a term such as "carpentry" does not imply that certain construction activities must be performed by accredited or unionized individuals of a corresponding generic name, such as "carpenter." It also does not imply that requirements specified apply exclusively to tradespersons of the corresponding generic name.
 3. Assigning Specialists: Certain Sections of the Specifications require that specific construction activities shall be performed by specialists who are recognized experts in those operations. The specialists must be engaged for those activities, and their assignments are requirements over which the Contractor has no option. However, the ultimate responsibility for fulfilling contract requirements remains with the Contractor.
 - a. This requirement shall not be interpreted to conflict with enforcing building codes and similar regulations governing the Work. It is also not intended to interfere with local trade-union jurisdictional settlements and similar conventions.
- J. "Project site" is the space available to the Contractor for performing construction activities, either exclusively or in conjunction with others performing other work as part of the Project. The extent of the Project site is shown on the Drawings and may or may not be identical with the description of the land on which the Project is to be built.
- K. "Testing Agencies": A testing agency is an independent entity engaged to perform specific inspections or tests, either at the Project site or elsewhere, and to report on and, if required, to interpret results of those inspections or tests.

1.3 SPECIFICATION FORMAT AND CONTENT EXPLANATION

- A. Specification Format: These Specifications are organized into Divisions and Sections based on the CSI/CSC's "MasterFormat" numbering system.
- B. Specification Content: These Specifications use certain conventions for the style of language and the intended meaning of certain terms, words, and phrases when used in particular situations. These conventions are as follows:
 1. Abbreviated Language: Language used in the Specifications and other Contract Documents is abbreviated. Words and meanings shall be interpreted as appropriate. Words implied, but not stated, shall be interpolated as the sense requires. Singular words shall be interpreted as plural and plural words interpreted as singular where applicable as the context of the Contract Documents indicates.
 2. Imperative mood and streamlined language are generally used in the Specifications. Requirements expressed in the imperative mood are to be performed by the Contractor. At certain locations in the Section Text, subjective language is used for clarity to describe responsibilities that must be fulfilled indirectly by the Contractor or by others when so noted.
 - a. The words "shall," "shall be," or "shall comply with," depending on the context, are implied where a colon (:) is used within a sentence or phrase.

1.4 INDUSTRY STANDARDS

- A. Applicability of Standards: Unless the Contract Documents include more stringent requirements, applicable construction industry standards have the same force and effect as if bound or copied directly into the Contract Documents to the extent referenced. Such standards are made a part of the Contract Documents by reference.
- B. Publication Dates: Comply with standards in effect as of the date of the Contract Documents.
- C. Conflicting Requirements: Where compliance with two or more standards is specified and the standards establish different or conflicting requirements for minimum quantities or quality levels, comply with the most stringent requirement. Refer uncertainties and requirements that are different, but apparently equal, to the Architect for a decision before proceeding.
 - 1. Minimum Quantity or Quality Levels: The quantity or quality level shown or specified shall be the minimum provided or performed. The actual installation may comply exactly with the minimum quantity or quality specified, or it may exceed the minimum within reasonable limits. To comply with these requirements, indicated numeric values are minimum or maximum, as appropriate, for the context of the requirements. Refer uncertainties to the Architect for a decision before proceeding.
- D. Copies of Standards: Each entity engaged in construction on the Project must be familiar with industry standards applicable to its construction activity. Copies of applicable standards are not bound with the Contract Documents.
 - 1. Where copies of standards are needed to perform a required construction activity, the Contractor shall obtain copies directly from the publication source and make them available on request.
- E. Abbreviations and Names: Trade association names and titles of general standards are frequently abbreviated. Where abbreviations and acronyms are used in the Specifications or other Contract Documents, they mean the recognized name of the trade association, standards-producing organization, authorities having jurisdiction, or other entity applicable to the context of the text provision. Refer to Gale Research's "Encyclopedia of Associations" or Columbia Books' "National Trade & Professional Associations of the U.S.," which are available in most libraries.

1.5 SUBMITTALS

- A. Permits, Licenses, and Certificates: For the Owner's records, submit copies of permits, licenses, certifications, inspection reports, releases, jurisdictional settlements, notices, receipts for fee payments, judgments, correspondence, records, and similar documents, established for compliance with standards and regulations bearing on performance of the Work.

PART 2 - PRODUCTS (Not Applicable)

PART 3 - EXECUTION (Not Applicable)

END OF SECTION 01 42 00

SECTION 01 50 00 - TEMPORARY FACILITIES AND CONTROLS

PART 1 - GENERAL

1.1 RELATED DOCUMENTS

- A. Drawings and general provisions of the Contract, including General and Supplementary Conditions and other Division 1 Specification Sections, apply to this Section.

1.2 SUMMARY

- A. This Section includes requirements for temporary utilities, support facilities, and security and protection facilities.

1.3 USE CHARGES

- A. General: Cost or use charges for temporary facilities shall be included in the Contract Sum. Allow other entities to use temporary services and facilities without cost, including, but not limited to testing agencies and authorities having jurisdiction.
- B. Sewer Service: Provide temporary restroom facilities for workers.
- C. Water Service: Water is not available at the site. Provide water as required for construction.
- D. Electric Power Service: Pay electric-power-service use charges for electricity used by all entities for construction operations.
- E. Telephone Service: Provide temporary phone service to the site as required to contact Contractor site representatives.

1.4 INFORMATIONAL SUBMITTALS

- A. Site Plan: Show temporary facilities, utility hookups, staging areas, and parking areas for construction personnel.
- B. Erosion- and Sedimentation-Control Plan: Show compliance with requirements of EPA Construction General Permit or authorities having jurisdiction, whichever is more stringent.
- C. Fire-Safety Program: Show compliance with requirements of NFPA 241 and authorities having jurisdiction. Indicate Contractor personnel responsible for management of fire-prevention program.
- D. Moisture-Protection Plan: Describe procedures and controls for protecting materials and construction from water absorption and damage.
 - 1. Describe delivery, handling, and storage provisions for materials subject to water absorption or water damage.

-
2. Indicate procedures for discarding water-damaged materials, protocols for mitigating water intrusion into completed Work, and replacing water-damaged Work.
 3. Indicate sequencing of work that requires water, such as sprayed fire-resistive materials, plastering, and terrazzo grinding, and describe plans for dealing with water from these operations. Show procedures for verifying that wet construction has dried sufficiently to permit installation of finish materials.
- E. Dust- and HVAC-Control Plan: Submit coordination drawing and narrative that indicates the dust- and HVAC-control measures proposed for use, proposed locations, and proposed time frame for their operation. Identify further options if proposed measures are later determined to be inadequate. Include the following:
1. Locations of dust-control partitions at each phase of work.
 2. HVAC system isolation schematic drawing.
 3. Location of proposed air-filtration system discharge.
 4. Waste handling procedures.
 5. Other dust-control measures.

1.5 QUALITY ASSURANCE

- A. Electric Service: Comply with NECA, NEMA, and UL standards and regulations for temporary electric service. Install service to comply with NFPA 70.
- B. Comply with Federal, State and local codes and regulations as well as utility company requirements.
- C. Coordinate work with Owner's requirements.
- D. Materials: Materials must be new and adequate in capacity for the required usage. Materials must not create unsafe conditions nor violate requirements of applicable codes and standards.
- E. Tests and Inspections: Arrange for authorities having jurisdiction to test and inspect each temporary utility before use. Obtain required certifications and permits.

1.6 PROJECT CONDITIONS

- A. Temporary Use of Permanent Facilities: Installer of each permanent service shall assume responsibility for operation, maintenance, and protection of each permanent service during its use as a construction facility before Owner's acceptance, regardless of previously assigned responsibilities.
- B. Maintain excavations free of water. Provide and operate pumping equipment. Grade site to drain water away from buildings and excavations.
- C. Provide temporary protection for installed products. Control traffic in immediate area to minimize damage.
- D. Prohibit traffic and storage on waterproofed and roofed surfaces, on lawns and landscaped areas.

PART 2 - PRODUCTS

2.1 MATERIALS

- A. Chain-Link Fencing: Minimum 2-inch (50-mm), 0.148-inch- (3.8-mm-) thick, galvanized-steel, chain-link fabric fencing; minimum 6 feet (1.8 m) high with galvanized-steel pipe posts; minimum 2-3/8-inch- (60-mm-) OD line posts and 2-7/8-inch- (73-mm-) OD corner and pull posts, with 1-5/8-inch- (42-mm-) OD top rails.
- B. Portable Chain-Link Fencing: Minimum 2-inch (50-mm), 0.148-inch- (3.8-mm-) thick, galvanized-steel, chain-link fabric fencing; minimum 6 feet (1.8 m) high with galvanized-steel pipe posts; minimum 2-3/8-inch- (60-mm-) OD line posts and 2-7/8-inch- (73-mm-) OD corner and pull posts, with 1-5/8-inch- (42-mm-) OD top and bottom rails. Provide concrete bases for supporting posts.
- C. Polyethylene Sheet: Reinforced, fire-resistive sheet, 10-mil (0.25-mm) minimum thickness, with flame-spread rating of 15 or less per ASTM E 84 and passing NFPA 701 Test Method 2.
- D. Dust-Control Adhesive-Surface Walk-off Mats: Provide mats minimum 36 by 60 inches (914 by 1624 mm).
- E. Insulation: Unfaced mineral-fiber blanket, manufactured from glass, slag wool, or rock wool; with maximum flame-spread and smoke-developed indexes of 25 and 50, respectively.
- F. Lumber and Plywood: Pressure-treated dimension lumber and plywood suitable for exterior exposure.
- G. Paint: Exterior latex primer and matching topcoat.

2.2 TEMPORARY FACILITIES

- A. Field Offices, General: Prefabricated or mobile units with serviceable finishes, temperature controls, and foundations adequate for normal loading.
- B. Common-Use Field Office: Of sufficient size to accommodate needs of Owner, Architect/Engineer and construction personnel office activities and to accommodate Project meetings specified in other Division 01 Sections. Keep office clean and orderly. Furnish and equip offices as follows:
 - 1. Furniture required for Project-site documents including file cabinets, plan tables, plan racks, and bookcases.
 - 2. Conference room of sufficient size to accommodate meetings of 10 individuals. Provide electrical power service and 120-V ac duplex receptacles, with no fewer than one receptacle on each wall. Furnish room with conference table, chairs, and 4-foot- (1.2-m-) square tack and marker boards.
 - 3. Drinking water and private toilet.
 - 4. Heating and cooling equipment necessary to maintain a uniform indoor temperature of 68 to 72 deg F (20 to 22 deg C).
 - 5. Lighting fixtures capable of maintaining average illumination of 20 fc (215 lx) at desk height.

-
- C. Storage and Fabrication Sheds: Provide sheds sized, furnished, and equipped to accommodate materials and equipment for construction operations.
 - 1. Store combustible materials apart from building.

2.3 EQUIPMENT

- A. Fire Extinguishers: Portable, UL rated; with class and extinguishing agent as required by locations and classes of fire exposures.
- B. Heating Equipment: Use of gasoline-burning space heaters, open-flame heaters, or salamander-type heating units is prohibited.

PART 3 - EXECUTION

3.1 INSTALLATION, GENERAL

- A. Locate facilities where they will serve Project adequately and result in minimum interference with performance of the Work. Relocate and modify facilities as required by progress of the Work.
- B. Provide each facility ready for use when needed to avoid delay. Do not remove until facilities are no longer needed or are replaced by authorized use of completed permanent facilities.

3.2 TEMPORARY UTILITY INSTALLATION

- A. General: Install temporary service or connect to existing service.
 - 1. Arrange with utility company, Owner, and existing users for time when service can be interrupted, if necessary, to make connections for temporary services.
- B. Sewers and Drainage: Provide temporary utilities to remove effluent lawfully.
 - 1. Connect temporary sewers to municipal system as directed by authorities having jurisdiction.
- C. Water Service: Provide potable water for drinking and construction purposes.
 - 1. The Contractor shall make all necessary arrangements for temporary water service for construction purposes, and furnish at his own expense all piping and accessories required.
 - 2. Take positive measures to preclude cross-connections and backflow.
 - 3. The Contractor will assume the cost of water consumed if responsible care and restraint are not exercised by the Contractor in its use.
- D. Sanitary Facilities: Provide temporary toilets, wash facilities, and drinking water for use of construction personnel. Comply with requirements of authorities having jurisdiction for type, number, location, operation, and maintenance of fixtures and facilities.
- E. Construction Aids: The General Contractor and each Subcontractor shall provide construction aids and equipment required by their personnel and to facilitate execution of their Work. Examples are scaffolds, staging, ladders, stairs, ramps, runways, platforms, railings, hoists,

cranes, chutes and other such facilities and equipment. Mutual use may be arranged by the Contractor where applicable.

- F. Heating and Cooling: Provide temporary heating and cooling required by construction activities for curing or drying of completed installations or for protecting installed construction from adverse effects of low temperatures or high humidity. Select equipment that will not have a harmful effect on completed installations or elements being installed.
- G. Isolation of Work Areas in Occupied Facilities: Prevent dust, fumes, and odors from entering occupied areas.
- H. Ventilation and Humidity Control: Provide temporary ventilation required by construction activities for curing or drying of completed installations or for protecting installed construction from adverse effects of high humidity. Select equipment that will not have a harmful effect on completed installations or elements being installed. Coordinate ventilation requirements to produce ambient condition required and minimize energy consumption.
 - 1. Provide dehumidification systems when required to reduce substrate moisture levels to level required to allow installation or application of finishes.
- I. Electric Power Service: Provide electric power service and distribution system of sufficient size, capacity, and power characteristics required for construction operations.
- J. Telephone Service: Provide superintendent with cellular telephone or portable two-way radio for use when away from field office.

3.3 SUPPORT FACILITIES INSTALLATION

- A. General: Comply with the following:
 - 1. Provide construction for temporary offices, shops, and sheds located within construction area or within 30 feet (9 m) of building lines that is noncombustible according to ASTM E 136. Comply with NFPA 241.
 - 2. Maintain support facilities until Architect/Engineer schedules Substantial Completion inspection. Remove before Substantial Completion. Personnel remaining after Substantial Completion will be permitted to use permanent facilities, under conditions acceptable to Owner.
- B. Security: Security of persons and property in the areas under control of the Contractor shall be the Contractor's exclusive responsibility.
 - 1. The Contractor, at his own expense, shall initiate whatever programs that are necessary to execute his responsibility.
 - 2. Control of access to the area under the Contractor's control shall be maintained. Visitors shall be required to report immediately to the Contractor's Superintendent and to produce full identification which will be recorded in the Contractor's Daily Log along with the purpose of the visit.
- C. Traffic Controls: Comply with requirements of authorities having jurisdiction.
 - 1. Protect existing site improvements to remain including curbs, pavement, and utilities.
 - 2. Maintain access for fire-fighting equipment and access to fire hydrants and control valves.

-
3. Provide and maintain uninterrupted vehicular access to site and within to temporary construction facilities and work areas for persons and equipment involved in the construction of Project.
 4. Maintain traffic areas free of excavated materials, construction equipment, products, snow, ice and debris.
- D. Traffic Regulation: Obtain all necessary permits for access to and use of public roads and streets for construction and hauling purposes. Comply with traffic control regulations applying to permit issuance.
1. Provide markers, signs, lights and barriers on and near the site to safely control construction traffic and public access.
- E. Parking: Use designated areas of Owner's existing parking areas for construction personnel's private vehicles and of Contractor's light-weight vehicles.
- F. Project Signs: Provide Project signs as indicated. Unauthorized signs are not permitted.
1. Identification Signs: Provide Project identification signs as indicated on Drawings.
 2. Temporary Signs: Provide other signs as indicated and as required to inform public and individuals seeking entrance to Project.
 - a. Provide temporary, directional signs for construction personnel and visitors.
 3. Maintain and touchup signs so they are legible at all times.
- G. Waste Disposal Facilities: Comply with requirements specified in Section 01 74 19 "Construction Waste Management and Disposal."
- H. Cleaning During Construction: Control accumulation of waste materials and rubbish. Periodically dispose of legally off site.
1. Clean interior areas prior to the start of finish work. Maintain areas free of dust and other contaminants during finishing operations.
- I. Lifts and Hoists: Provide facilities necessary for hoisting materials and personnel.
1. Truck cranes and similar devices used for hoisting materials are considered "tools and equipment" and not temporary facilities.
- J. Protection of Existing Facilities: Protect existing vegetation, equipment, structures, utilities, and other improvements at Project site and on adjacent properties, except those indicated to be removed or altered. Repair damage to existing facilities.
- K. Environmental Protection: Provide protection, operate temporary facilities, and conduct construction as required to comply with environmental regulations and that minimize possible air, waterway, and subsoil contamination or pollution or other undesirable effects.
- L. Temporary Erosion and Sedimentation Control: Provide measures to prevent soil erosion and discharge of soil-bearing water runoff and airborne dust to undisturbed areas and to adjacent properties and walkways, according to erosion- and sedimentation-control Drawings.
1. Verify that flows of water redirected from construction areas or generated by construction activity do not enter or cross tree- or plant- protection zones.
 2. Inspect, repair, and maintain erosion- and sedimentation-control measures during construction until permanent vegetation has been established.
 3. Clean, repair, and restore adjoining properties and roads affected by erosion and sedimentation from Project site during the course of Project.

-
- 4. Remove erosion and sedimentation controls and restore and stabilize areas disturbed during removal.
 - M. Stormwater Control: Comply with requirements of authorities having jurisdiction. Provide barriers in and around excavations and subgrade construction to prevent flooding by runoff of stormwater from heavy rains.
 - N. Tree and Plant Protection: Install temporary fencing located as indicated or outside the drip line of trees to protect vegetation from damage from construction operations. Protect tree root systems from damage, flooding, and erosion.
 - O. Site Enclosure Fence: Before construction operations begin, furnish and install site enclosure fence in a manner that will prevent people and animals from easily entering site except by entrance gates.
 - 1. Extent of Fence: As required to enclose portion of site determined sufficient to accommodate construction operations and maintain security.
 - 2. Maintain security by limiting number of keys and restricting distribution to authorized personnel. Furnish 10 sets of keys to Owner.
 - P. Security Enclosure and Lockup: Install temporary enclosure around partially completed areas of construction. Provide lockable entrances to prevent unauthorized entrance, vandalism, theft, and similar violations of security. Lock entrances at end of each work day.
 - Q. Barricades, Warning Signs, and Lights: Comply with requirements of authorities having jurisdiction for erecting structurally adequate barricades, including warning signs and lighting.
 - R. Temporary Egress: Maintain temporary egress from existing occupied facilities as indicated and as required by authorities having jurisdiction.
- 3.4 OPERATION, TERMINATION, AND REMOVAL
- A. Supervision: Enforce strict discipline in use of temporary facilities. To minimize waste and abuse, limit availability of temporary facilities to essential and intended uses.
 - B. Maintenance: Maintain facilities in good operating condition until removal.
 - 1. Maintain operation of temporary enclosures, heating, cooling, humidity control, ventilation, and similar facilities on a 24-hour basis where required to achieve indicated results and to avoid possibility of damage.
 - C. Temporary Facility Changeover: Do not change over from using temporary security and protection facilities to permanent facilities until Substantial Completion.
 - D. Termination and Removal: Remove each temporary facility when need for its service has ended, when it has been replaced by authorized use of a permanent facility, or no later than Substantial Completion. Complete or, if necessary, restore permanent construction that may have been delayed because of interference with temporary facility. Repair damaged Work, clean exposed surfaces, and replace construction that cannot be satisfactorily repaired.
 - 1. Materials and facilities that constitute temporary facilities are property of Contractor. Owner reserves right to take possession of Project identification signs.

2. Remove temporary roads and paved areas not intended for or acceptable for integration into permanent construction. Where area is intended for landscape development, remove soil and aggregate fill that do not comply with requirements for fill or subsoil. Remove materials contaminated with road oil, asphalt and other petrochemical compounds, and other substances that might impair growth of plant materials or lawns. Repair or replace street paving, curbs, and sidewalks at temporary entrances, as required by authorities having jurisdiction.
3. At Substantial Completion, repair, renovate, and clean permanent facilities used during construction period. Comply with final cleaning requirements specified in Section 01 77 00 "Closeout Procedures."

END OF SECTION 01 50 00

SECTION 01 56 00 - ENVIRONMENTAL PROTECTION

PART 1 - GENERAL

1.1 ENVIRONMENTAL PROTECTION

- A. Environmental protection considerations consist of, but are not limited to, the following factors:
 - 1. Natural resources including air, water, and land.
 - 2. Solid waste disposal.
 - 3. Noise.
 - 4. Control of toxic substances and hazardous materials.
 - 5. The presence of chemical, physical, and biological elements and agents that adversely affect and alter ecological balances.

1.2 GENERAL REQUIREMENTS

- A. Provide and maintain environmental protection defined herein, other Sections and as indicated in the Drawings.
- B. Comply with all Federal, State, and local laws, ordinances and regulations pertaining to environmental protection.
- C. Compliance by subcontractors with the provisions of this and various other sections of these specifications is the responsibility of the Contractor.
- D. Use of equipment from which factory-installed, anti-pollution and noise control devices are removed or rendered ineffective, either intentionally or through lack of proper maintenance is prohibited.
- E. Furnish a certificate that all materials and operating equipment installed as a part of this project, the installation thereof and all equipment used in the construction, are in compliance with all applicable local laws, ordinances, regulations and permits concerning environmental pollution control and abatement.

1.3 PROTECTION OF NATURAL RESOURCES

- A. General: It is intended that the natural resources within the project boundaries and outside the limits of permanent work performed be preserved in their existing condition, be restored to an equivalent of the existing condition or improved as indicated, as approved by the Owner, upon completion of the work. Confine on-site construction activities to areas defined by the drawings and specifications.

1.4 TOXIC SUBSTANCES

- B. Asbestos and Hazardous Materials Procedure: In the event the Contractor, during the course of the work on the project, encounters the presence of asbestos or any materials containing asbestos, or polychlorinated biphenyl (PCB's) or any other hazardous materials as recognized by local Authorities having jurisdiction, promptly notify the Owner and the Architect/Engineer. Do not perform any work pertinent to the asbestos or hazardous material prior to receipt of special instructions from the Owner through the Architect/Engineer. Any delay in the progress of the work as a result of encountering either asbestos or hazardous materials on the project will be mitigated by the Architect/Engineer. Within 24 hours of this notification to the Owner through the Architect/Engineer of the encountering of the presence of asbestos or hazardous materials, the Contractor will meet with the Architect/Engineer to re-plan and work around the affected area. The Architect/Engineer will provide the special instructions without delay and upon confirmation by the local Authorities of the actions taken and authorize work to progress.
- C. Comply with all applicable provisions of the National Emission Standards for Asbestos (40 CFR 61 Subpart B).
- D. Comply with the local regulations of polychlorinated biphenyl (PCB). Since these chemicals are used in some existing insulation, existing fixed and vehicular transformers, assure proper marking, handling, and disposal of any PCB's in accordance with the regulations of 40 CFR 761.
 - 1. Do not use PCB chemical substance, mixture, equipment, container, sealant, coating, or dust-control agent except in accordance with regulations of 40 CFR 761.
 - 2. Immediately report any PCB chemical substance, mixture, equipment, container, sealant, coating or dust control agent found stored within the project area to the Architect in writing and stop work in the area.
- E. Lead paint is not known to be present.
- F. Asbestos is not known to be present.

1.4 CONTROL AND DISPOSAL OF EXCESS MATERIAL, TRASH AND DEBRIS

- A. Dispose of excess excavated material that is approved by the Architect/Engineer as clean fill onsite if an onsite soil disposal area is approved by the Owner. If no such site is approved, dispose of the material at an offsite location approved by the Owner.
- B. Pick-up trash and place in containers. Empty containers on a regular schedule. Conduct handling and disposal to prevent contamination of the site and other areas. Do not dispose of in areas of natural vegetation. On completion, leave the area clean and natural looking.
- C. Dispose of rubbish and debris as follows:
 - 1. Transport all waste off the site and dispose of it in a manner that complies with State, and local requirements. Secure a permit or license prior to transporting any material off the site. Do not burn or bury waste materials on the site.

1.5 CONTROL AND DISPOSAL OF CHEMICAL AND SANITARY WASTES

- A. Store chemical waste in corrosion-resistant containers, remove from the project site, and dispose of as necessary, but not less frequently than monthly. Provide for disposal of chemical waste in accordance with standard established practices as approved by the Architect. Dispose of lubricants to be discarded in accordance with approved procedures meeting state, and local regulations.

1.6 DUST CONTROL

- A. Keep dust down at all times including nonworking hours, weekends, and holidays.
- B. Secure and cover transport equipment and loose materials in transit to ensure that materials do not become airborne during transit.

PART 2 - PRODUCTS (Not Used)

PART 3 - EXECUTION (Not Used)

END OF SECTION 01 56 00

SECTION 01 60 00 - PRODUCT REQUIREMENTS

PART 1 - GENERAL

1.1 RELATED DOCUMENTS

- A. Drawings and general provisions of the Contract, including General and Supplementary Conditions and other Division 1 Specification Sections, apply to this Section.

1.2 SUMMARY

- A. This Section includes administrative and procedural requirements for selection of products for use in Project; product delivery, storage, and handling; manufacturers' standard warranties on products; special warranties; product substitutions; and comparable products.
- B. Related Sections include but are not limited to the following:
 - 1. Division 1 Section "References" for applicable industry standards for products specified.
 - 2. Division 1 Section "Closeout Procedures" for submitting warranties for Contract closeout.
 - 3. Other included Sections for specific requirements for warranties on products and installations specified to be warranted.

1.3 DEFINITIONS

- A. Products: Items purchased for incorporating into the Work, whether purchased for Project or taken from previously purchased stock. The term "product" includes the terms "material," "equipment," "system," and terms of similar intent.
 - 1. Named Products: Items identified by manufacturer's product name, including make or model number or other designation shown or listed in manufacturer's published product literature that is current as of date of the Contract Documents.
 - 2. New Products: Items that have not previously been incorporated into another project or facility, except that products consisting of recycled-content materials are allowed, unless explicitly stated otherwise. Products salvaged or recycled from other projects are not considered new products.
 - 3. Comparable Product: Product that is demonstrated and approved through submittal process, or where indicated as a product substitution, to have the indicated qualities related to type, function, dimension, in-service performance, physical properties, appearance, and other characteristics that equal or exceed those of specified product.
- B. Substitutions: Changes in products, materials, equipment, and methods of construction from those required by the Contract Documents and proposed by Contractor.

Basis-of-Design Product Specification: Where a specific manufacturer's product is named and accompanied by the words "basis of design," including make or model number or other designation, to establish the significant qualities related to type, function, dimension, in-service performance, physical properties, appearance, and other characteristics for purposes of evaluating comparable products of other named manufacturers.

1.4 SUBMITTALS

- A. **Product List:** Submit a list, in tabular form, showing specified products. Include generic names of products required. Include manufacturer's name and proprietary product names for each product.
1. Coordinate product list with Contractor's Construction Schedule and the Submittals Schedule.
 2. Form: Tabulate information for each product under the following column headings:
 - a. Specification Section number and title.
 - b. Generic name used in the Contract Documents.
 - c. Proprietary name, model number, and similar designations.
 - d. Manufacturer's name and address.
 - e. Supplier's name and address.
 - f. Installer's name and address.
 - g. Projected delivery date or time span of delivery period.
 - h. Identification of items that require early submittal approval for scheduled delivery date.
 3. Initial Submittal: Within 30 days after date of commencement of the Work, submit 3 copies of initial product list. Include a written explanation for omissions of data and for variations from Contract requirements.
 - a. At Contractor's option, initial submittal may be limited to product selections and designations that must be established early in Contract period.
 4. Completed List: Within 60 days after date of commencement of the Work, submit 3 copies of completed product list. Include a written explanation for omissions of data and for variations from Contract requirements.
 5. Architect's Action: Architect will respond in writing to Contractor within 15 days of receipt of completed product list. Architect's response will include a list of unacceptable product selections and a brief explanation of reasons for this action. Architect's response, or lack of response, does not constitute a waiver of requirement to comply with the Contract Documents.
- B. **Substitution Requests:** Submit three copies of each request for consideration. Identify product or fabrication or installation method to be replaced. Include Specification Section number and title and Drawing numbers and titles.
1. Substitution Request Form: Use CSI Form 13.1A at the end of this section.

2. Documentation: Show compliance with requirements for substitutions and the following, as applicable:
 - a. Statement indicating why specified material or product cannot be provided.
 - b. Coordination information, including a list of changes or modifications needed to other parts of the Work and to construction performed by Owner and separate contractors that will be necessary to accommodate proposed substitution.
 - c. Detailed comparison of significant qualities of proposed substitution with those of the Work specified. Significant qualities may include attributes such as performance, weight, size, durability, visual effect, and specific features and requirements indicated.
 - d. Product Data, including drawings and descriptions of products and fabrication and installation procedures.
 - e. Samples, where applicable or requested.
 - f. List of similar installations for completed projects with project names and addresses and names and addresses of architects and owners.
 - g. Material test reports from a qualified testing agency indicating and interpreting test results for compliance with requirements indicated.
 - h. Research/evaluation reports evidencing compliance with building code in effect for Project, from a model code organization acceptable to authorities having jurisdiction.
 - i. Detailed comparison of Contractor's Construction Schedule using proposed substitution with products specified for the Work, including effect on the overall Contract Time. If specified product or method of construction cannot be provided within the Contract Time, include letter from manufacturer, on manufacturer's letterhead, stating lack of availability or delays in delivery.
 - j. Cost information, including a proposal of change, if any, in the Contract Sum.
 - k. Contractor's certification that proposed substitution complies with requirements in the Contract Documents and is appropriate for applications indicated.
 - l. Contractor's waiver of rights to additional payment or time that may subsequently become necessary because of failure of proposed substitution to produce indicated results.
3. Architect's/Engineer's Action: If necessary, Architect/Engineer will request additional information or documentation for evaluation within 7 days of receipt of a request for substitution. Architect/Engineer will notify Contractor of acceptance or rejection of proposed substitution within 15 days of receipt of request, or 7 days of receipt of additional information or documentation, whichever is later.
 - a. Form of Acceptance: Change Order.
 - b. Use product specified if Architect/Engineer cannot make a decision on use of a proposed substitution within time allocated.
- C. Comparable Product Requests: Submit three copies of each request for consideration. Identify product or fabrication or installation method to be replaced. Include Specification Section number and title and Drawing numbers and titles.
 1. Architect's Action: If necessary, Architect/Engineer will request additional information or documentation for evaluation within one week of receipt of a comparable product request. Architect/Engineer will notify Contractor of approval or rejection of proposed comparable

product request within 15 days of receipt of request, or 7 days of receipt of additional information or documentation, whichever is later.

- a. Form of Approval: As specified in Division 1 Section "Submittal Procedures."
 - b. Use product specified if Architect cannot make a decision on use of a comparable product request within time allocated.
- D. Basis-of-Design Product Specification Submittal: Comply with requirements in Division 1 Section "Submittal Procedures." Show compliance with requirements.

1.5 QUALITY ASSURANCE

- A. Compatibility of Options: If Contractor is given option of selecting between two or more products for use on Project, product selected shall be compatible with products previously selected, even if previously selected products were also options.
1. Each contractor is responsible for providing products and construction methods compatible with products and construction methods of other contractors.
 2. If a dispute arises between contractors over concurrently selectable but incompatible products, Architect/Engineer will determine which products shall be used.

1.6 PRODUCT DELIVERY, STORAGE, AND HANDLING

- A. Deliver, store, and handle products using means and methods that will prevent damage, deterioration, and loss, including theft. Comply with manufacturer's written instructions.
- B. Delivery and Handling:
1. Schedule delivery to minimize long-term storage at Project site and to prevent overcrowding of construction spaces.
 2. Coordinate delivery with installation time to ensure minimum holding time for items that are flammable, hazardous, easily damaged, or sensitive to deterioration, theft, and other losses.
 3. Deliver products to Project site in an undamaged condition in manufacturer's original sealed container or other packaging system, complete with labels and instructions for handling, storing, unpacking, protecting, and installing.
 4. Inspect products on delivery to ensure compliance with the Contract Documents and to ensure that products are undamaged and properly protected.
- C. Storage:
1. Store products to allow for inspection and measurement of quantity or counting of units.
 2. Store materials in a manner that will not endanger Project structure.
 3. Store products that are subject to damage by the elements, under cover in a weathertight enclosure above ground, with ventilation adequate to prevent condensation.
 4. Store cementitious products and materials on elevated platforms.
 5. Store foam plastic from exposure to sunlight, except to extent necessary for period of installation and concealment.

6. Comply with product manufacturer's written instructions for temperature, humidity, ventilation, and weather-protection requirements for storage.
7. Protect stored products from damage and liquids from freezing.
8. Provide a secure location and enclosure at Project site for storage of materials and equipment by Owner's construction forces. Coordinate location with Owner.

1.7 PRODUCT WARRANTIES

- A. Warranties specified in other Sections shall be in addition to, and run concurrent with, other warranties required by the Contract Documents. Manufacturer's disclaimers and limitations on product warranties do not relieve Contractor of obligations under requirements of the Contract Documents.
 1. Manufacturer's Warranty: Preprinted written warranty published by individual manufacturer for a particular product and specifically endorsed by manufacturer to Owner.
 2. Special Warranty: Written warranty required by or incorporated into the Contract Documents, either to extend time limit provided by manufacturer's warranty or to provide more rights for Owner.
- B. Special Warranties: Prepare a written document that contains appropriate terms and identification, ready for execution. Submit a draft for approval before final execution.
 1. Manufacturer's Standard Form: Modified to include Project-specific information and properly executed.
 2. Specified Form: When specified forms are included with the Specifications, prepare a written document using appropriate form properly executed.
 3. Refer to Divisions 2 through 33 Sections for specific content requirements and particular requirements for submitting special warranties.
- C. Submittal Time: Comply with requirements in Division 1 Section "Closeout Procedures."

PART 2 - PRODUCTS

2.1 PRODUCT SELECTION PROCEDURES

- A. General Product Requirements: Provide products that comply with the Contract Documents, that are undamaged and, unless otherwise indicated, that are new at time of installation.
 1. Provide products complete with accessories, trim, finish, fasteners, and other items needed for a complete installation and indicated use and effect.
 2. Standard Products: If available, and unless custom products or nonstandard options are specified, provide standard products of types that have been produced and used successfully in similar situations on other projects.
 3. Owner reserves the right to limit selection to products with warranties not in conflict with requirements of the Contract Documents.
 4. Where products are accompanied by the term "as selected," Architect will make selection.

5. Where products are accompanied by the term "match sample," sample to be matched is Architect's.
6. Descriptive, performance, and reference standard requirements in the Specifications establish "salient characteristics" of products.
7. Or Equal: Where products are specified by name and accompanied by the term "or equal" or "or approved equal" or "or approved," comply with provisions in Part 2 "Comparable Products" Article to obtain approval for use of an unnamed product.

B. Product Selection Procedures:

1. Product: Where Specifications name a single product and manufacturer, provide the named product that complies with requirements.
2. Manufacturer/Source: Where Specifications name a single manufacturer or source, provide a product by the named manufacturer or source that complies with requirements.
3. Products: Where Specifications include a list of names of both products and manufacturers, provide one of the products listed that complies with requirements.
4. Manufacturers: Where Specifications include a list of manufacturers' names, provide a product by one of the manufacturers listed that complies with requirements.
5. Available Products: Where Specifications include a list of names of both products and manufacturers, provide one of the products listed, or an unnamed product, that complies with requirements. Comply with provisions in Part 2 "Comparable Products" Article for consideration of an unnamed product.
6. Available Manufacturers: Where Specifications include a list of manufacturers, provide a product by one of the manufacturers listed, or an unnamed manufacturer, that complies with requirements. Comply with provisions in Part 2 "Comparable Products" Article for consideration of an unnamed product.
7. Product Options: Where Specifications indicate that sizes, profiles, and dimensional requirements on Drawings are based on a specific product or system, provide the specified product or system. Comply with provisions in Part 2 "Product Substitutions" Article for consideration of an unnamed product or system.
8. Basis-of-Design Product: Where Specifications name a product and include a list of manufacturers, provide the specified product or a comparable product by one of the other named manufacturers. Drawings and Specifications indicate sizes, profiles, dimensions, and other characteristics that are based on the product named. Comply with provisions in Part 2 "Comparable Products" Article for consideration of an unnamed product by the other named manufacturers.
9. Visual Matching Specification: Where Specifications require matching an established Sample, select a product that complies with requirements and matches Architect's/Engineer's sample. Architect's decision will be final on whether a proposed product matches.
 - a. If no product available within specified category matches and complies with other specified requirements, comply with provisions in Part 2 "Product Substitutions" Article for proposal of product.
10. Visual Selection Specification: Where Specifications include the phrase "as selected from manufacturer's colors, patterns, textures" or a similar phrase, select a product that complies with other specified requirements.

- a. Standard Range: Where Specifications include the phrase "standard range of colors, patterns, textures" or similar phrase, Architect will select color, pattern, density, or texture from manufacturer's product line that does not include premium items.
- b. Full Range: Where Specifications include the phrase "full range of colors, patterns, textures" or similar phrase, Architect will select color, pattern, density, or texture from manufacturer's product line that includes both standard and premium items.

2.2 PRODUCT SUBSTITUTIONS

- A. Timing: Architect will consider requests for substitution if received within **30** days after the Notice to Proceed. Requests received after that time may be considered or rejected at discretion of Architect.
- B. Conditions: Architect/Engineer will consider Contractor's request for substitution when the following conditions are satisfied. If the following conditions are not satisfied, Architect will return requests without action, except to record noncompliance with these requirements:
 1. Requested substitution offers Owner a substantial advantage in cost, time, energy conservation, or other considerations, after deducting additional responsibilities Owner must assume. Owner's additional responsibilities may include compensation to Architect for redesign and evaluation services, increased cost of other construction by Owner, and similar considerations.
 2. Requested substitution does not require extensive revisions to the Contract Documents.
 3. Requested substitution is consistent with the Contract Documents and will produce indicated results.
 4. Substitution request is fully documented and properly submitted.
 5. Requested substitution will not adversely affect Contractor's Construction Schedule.
 6. Requested substitution has received necessary approvals of authorities having jurisdiction.
 7. Requested substitution is compatible with other portions of the Work.
 8. Requested substitution has been coordinated with other portions of the Work.
 9. Requested substitution provides specified warranty.
 10. If requested substitution involves more than one contractor, requested substitution has been coordinated with other portions of the Work, is uniform and consistent, is compatible with other products, and is acceptable to all contractors involved.

2.3 COMPARABLE PRODUCTS

- A. Conditions: Architect/Engineer will consider Contractor's request for comparable product when the following conditions are satisfied. If the following conditions are not satisfied, Architect will return requests without action, except to record noncompliance with these requirements:
 1. Evidence that the proposed product does not require extensive revisions to the Contract Documents that it is consistent with the Contract Documents and will produce the indicated results, and that it is compatible with other portions of the Work.
 2. Detailed comparison of significant qualities of proposed product with those named in the Specifications. Significant qualities include attributes such as performance, weight, size, durability, visual effect, and specific features and requirements indicated.
 3. Evidence that proposed product provides specified warranty.

4. List of similar installations for completed projects with project names and addresses and names and addresses of architects and owners, if requested.
5. Samples, if requested.

PART 3 - EXECUTION (Not Used)



SUBSTITUTION REQUEST

(After the Bidding/Negotiating Phase)

Project: _____ Substitution Request Number: _____
From: _____
To: _____ Date: _____
A/E Project Number: _____
Re: _____ Contract For: _____

Specification Title: _____ Description: _____
Section: _____ Page: _____ Article/Paragraph: _____

Proposed Substitution: _____
Manufacturer: _____ Phone: _____
Address: _____
Trade Name: _____ Model No.: _____
Installer: _____ Phone: _____
Address: _____

History: ☐ New product ☐ 1-4 years old ☐ 5-10 years old ☐ More than 10 years old

Differences between proposed substitution and specified product:

☐ Point-by-point comparative data attached — REQUIRED BY A/E

Reason for not providing specified item:

Similar Installation:

Project: _____ Architect: _____
Address: _____ Owner: _____
Date Installed: _____

Proposed substitution affects other parts of Work: ☐ No ☐ Yes; explain _____

Savings to Owner for accepting substitution: _____ (\$ _____).

Proposed substitution changes Contract Time: ☐ No ☐ Yes [Add] [Deduct] _____ days.

Supporting Data Attached: ☐ Drawings ☐ Product Data ☐ Samples ☐ Tests ☐ Reports ☐ _____

SUBSTITUTION REQUEST

(After the Bidding/Negotiating Phase — Continued)

The Undersigned certifies:

- Proposed substitution has been fully investigated and determined to be equal or superior in all respects to specified product.
- Same warranty will be furnished for proposed substitution as for specified product.
- Same maintenance service and source of replacement parts, as applicable, is available.
- Proposed substitution will have no adverse effect on other trades and will not affect or delay progress schedule.
- Cost data as stated above is complete. Claims for additional costs related to accepted substitution which may subsequently become apparent are to be waived.
- Proposed substitution does not affect dimensions and functional clearances.
- Payment will be made for changes to building design, including A/E design, detailing, and construction costs caused by the substitution.
- Coordination, installation, and changes in the Work as necessary for accepted substitution will be complete in all respects.

Submitted by: _____

Signed by: _____

Firm: _____

Address: _____

Telephone: _____

Attachments: ☐

A/E's REVIEW AND ACTION

- ☐ Substitution approved - Make submittals in accordance with Specification Section 01 25 00 Substitution Procedures.
- ☐ Substitution approved as noted - Make submittals in accordance with Specification Section 01 25 00 Substitution Procedures.
- ☐ Substitution rejected - Use specified materials.
- ☐ Substitution Request received too late - Use specified materials.

Signed by: _____ Date: _____

Additional Comments: ☐ Contractor ☐ Subcontractor ☐ Supplier ☐ Manufacturer ☐ A/E
☐ Other: _____

END OF SECTION 01 60 00

SECTION 01 73 00 - EXECUTION REQUIREMENTS

PART 1 - GENERAL

1.1 RELATED DOCUMENTS

- A. Drawings and general provisions of the Contract, including General and Supplementary Conditions and other Division 1 Specification Sections, apply to this Section.

1.2 SUMMARY

- A. This Section includes general procedural requirements governing execution of the Work including, but not limited to, the following:
 - 1. Construction layout.
 - 2. General installation of products.
 - 3. Coordination of Owner-installed products.
 - 4. Progress cleaning.
 - 5. Starting and adjusting.
 - 6. Protection of installed construction.
 - 7. Correction of the Work.
- B. Related Sections include the following:
 - 1. Division 1 Section "Project Management and Coordination" for procedures for coordinating field engineering with other construction activities.
 - 2. Division 1 Section "Cutting and Patching" for procedural requirements for cutting and patching necessary for the installation or performance of other components of the Work.
 - 3. Division 1 Section "Closeout Procedures" for submitting final property survey with Project Record Documents, recording of Owner-accepted deviations from indicated lines and levels, and final cleaning.
 - 4. Division 02 Section "Selective Demolition" for demolition and removal of selected portions of the project.

PART 2 - PRODUCTS (Not Used)

PART 3 - EXECUTION

3.1 EXAMINATION

- A. Existing Conditions: The existence and location of site improvements, utilities, and other construction indicated as existing are not guaranteed. Before beginning work, investigate and

verify the existence and location of mechanical and electrical systems and other construction affecting the Work.

1. Before construction, verify the location and points of connection of utility services.
- B. Existing Utilities: The existence and location of underground and other utilities and construction indicated as existing are not guaranteed. Before beginning sitework, investigate and verify the existence and location of underground utilities and other construction affecting the Work.
1. Before construction, verify the location and invert elevation at points of connection of sanitary sewer, storm sewer, and water-service piping; and underground electrical services.
 2. Furnish location data for work related to Project that must be performed by public utilities serving Project site.
- C. Acceptance of Conditions: Examine substrates, areas, and conditions, with Installer or Applicator present where indicated, for compliance with requirements for installation tolerances and other conditions affecting performance. Record observations.
1. Written Report: Where a written report listing conditions detrimental to performance of the Work is required by other Sections, include the following:
 - a. Description of the Work.
 - b. List of detrimental conditions, including substrates.
 - c. List of unacceptable installation tolerances.
 - d. Recommended corrections.
 2. Verify compatibility with and suitability of substrates, including compatibility with existing finishes or primers.
 3. Examine roughing-in for mechanical and electrical systems to verify actual locations of connections before equipment and fixture installation.
 4. Examine walls, floors, and roofs for suitable conditions where products and systems are to be installed.
 5. Proceed with installation only after unsatisfactory conditions have been corrected. Proceeding with the Work indicates acceptance of surfaces and conditions.

3.2 PREPARATION

- A. Existing Utility Information: Furnish information to local utility that is necessary to adjust, move, or relocate existing utility structures, utility poles, lines, services, or other utility appurtenances located in or affected by construction. Coordinate with authorities having jurisdiction.
- B. Field Measurements: Take field measurements as required to fit the Work properly. Recheck measurements before installing each product. Where portions of the Work are indicated to fit to other construction, verify dimensions of other construction by field measurements before fabrication. Coordinate fabrication schedule with construction progress to avoid delaying the Work.
- C. Space Requirements: Verify space requirements and dimensions of items shown diagrammatically on Drawings.

- D. Review of Contract Documents and Field Conditions: Immediately on discovery of the need for clarification of the Contract Documents, submit a request for information to Architect. Include a detailed description of problem encountered, together with recommendations for changing the Contract Documents. Submit requests on CSI Form 13.2A, "Request for Interpretation."

3.3 CONSTRUCTION LAYOUT

- A. Verification: Before proceeding to lay out the Work, verify layout information shown on Drawings, in relation to the property survey and existing benchmarks. If discrepancies are discovered, notify Architect promptly.
- B. Site Improvements: Locate and lay out site improvements, including pavements, grading, fill and topsoil placement, utility slopes, and invert elevations.
- C. Building Lines and Levels: Locate and lay out control lines and levels for foundations including those required for mechanical and electrical work. Transfer survey markings and elevations for use with control lines and levels. Level foundations from two or more locations.
- D. Record Log: Maintain a log of layout control work. Record deviations from required lines and levels. Include beginning and ending dates and times of surveys, weather conditions, name and duty of each survey party member, and types of instruments and tapes used. Make the log available for reference by Architect.

3.4 INSTALLATION

- A. General: Locate the Work and components of the Work accurately, in correct alignment and elevation, as indicated.
 - 1. Make vertical work plumb and make horizontal work level.
 - 2. Where space is limited, install components to maximize space available for maintenance and ease of removal for replacement.
 - 3. Conceal pipes, ducts, and wiring in finished areas, unless otherwise indicated.
 - 4. Maintain minimum headroom clearance of 8 feet (2.4 m) in spaces without a suspended ceiling.
- B. Comply with manufacturer's written instructions and recommendations for installing products in applications indicated.
- C. Install products at the time and under conditions that will ensure the best possible results. Maintain conditions required for product performance until Substantial Completion.
- D. Conduct construction operations so no part of the Work is subjected to damaging operations or loading in excess of that expected during normal conditions of occupancy.
- E. Tools and Equipment: Do not use tools or equipment that produces harmful noise levels.

- F. Templates: Obtain and distribute to the parties involved templates for work specified to be factory prepared and field installed. Check Shop Drawings of other work to confirm that adequate provisions are made for locating and installing products to comply with indicated requirements.
- G. Anchors and Fasteners: Provide anchors and fasteners as required to anchor each component securely in place, accurately located and aligned with other portions of the Work.
 - 1. Mounting Heights: Where mounting heights are not indicated, mount components at heights directed by Architect/engineer.
 - 2. Allow for building movement, including thermal expansion and contraction.
 - 3. Coordinate installation of anchorages. Furnish setting drawings, templates, and directions for installing anchorages, including sleeves, concrete inserts, anchor bolts, and items with integral anchors, that are to be embedded in concrete or masonry. Deliver such items to Project site in time for installation.
- H. Joints: Make joints of uniform width. Where joint locations in exposed work are not indicated, arrange joints for the best visual effect. Fit exposed connections together to form hairline joints.
- I. Hazardous Materials: Use products, cleaners, and installation materials that are not considered hazardous.

3.5 OWNER-INSTALLED PRODUCTS

- A. Site Access: Provide access to Project site for Owner's construction forces.
- B. Coordination: Coordinate construction and operations of the Work with work performed by Owner's construction forces.
 - 1. Construction Schedule: Inform Owner of Contractor's preferred construction schedule for Owner's portion of the Work. Adjust construction schedule based on a mutually agreeable timetable. Notify Owner if changes to schedule are required due to differences in actual construction progress.
 - 2. Preinstallation Conferences: Include Owner's construction forces at preinstallation conferences covering portions of the Work that are to receive Owner's work. Attend preinstallation conferences conducted by Owner's construction forces if portions of the Work depend on Owner's construction.

3.6 PROGRESS CLEANING

- A. General: Clean Project site and work areas daily, including common areas. Coordinate progress cleaning for joint-use areas where more than one installer has worked. Enforce requirements strictly. Dispose of materials lawfully.
 - 1. Comply with requirements in NFPA 241 for removal of combustible waste materials and debris.
 - 2. Do not hold materials more than 7 days during normal weather or 3 days if the temperature is expected to rise above 80 deg F (27 deg C).

3. Containerize hazardous and unsanitary waste materials separately from other waste. Mark containers appropriately and dispose of legally, according to regulations.
- B. Site: Maintain Project site free of waste materials and debris.
- C. Work Areas: Clean areas where work is in progress to the level of cleanliness necessary for proper execution of the Work.
 1. Remove liquid spills promptly.
 2. Where dust would impair proper execution of the Work, broom-clean or vacuum the entire work area, as appropriate.
- D. Installed Work: Keep installed work clean. Clean installed surfaces according to written instructions of manufacturer or fabricator of product installed, using only cleaning materials specifically recommended. If specific cleaning materials are not recommended, use cleaning materials that are not hazardous to health or property and that will not damage exposed surfaces.
- E. Concealed Spaces: Remove debris from concealed spaces before enclosing the space.
- F. Exposed Surfaces in Finished Areas: Clean exposed surfaces and protect as necessary to ensure freedom from damage and deterioration at time of Substantial Completion.
- G. Waste Disposal: Burying or burning waste materials on-site will not be permitted. Washing waste materials down sewers or into waterways will not be permitted.
- H. During handling and installation, clean and protect construction in progress and adjoining materials already in place. Apply protective covering where required to ensure protection from damage or deterioration at Substantial Completion.
- I. Clean and provide maintenance on completed construction as frequently as necessary through the remainder of the construction period. Adjust and lubricate operable components to ensure operability without damaging effects.
- J. Limiting Exposures: Supervise construction operations to assure that no part of the construction, completed or in progress, is subject to harmful, dangerous, damaging, or otherwise deleterious exposure during the construction period.

3.7 PROTECTION OF INSTALLED CONSTRUCTION

- A. Provide final protection and maintain conditions that ensure installed Work is without damage or deterioration at time of Substantial Completion.
- B. Comply with manufacturer's written instructions for temperature and relative humidity.

3.8 CORRECTION OF THE WORK

- A. Repair or remove and replace defective construction. Restore damaged substrates and finishes. Comply with requirements in Division 1 Section "Cutting and Patching."

1. Repairing includes replacing defective parts, refinishing damaged surfaces, touching up with matching materials, and properly adjusting operating equipment.
- B. Restore permanent facilities used during construction to their specified condition.
- C. Remove and replace damaged surfaces that are exposed to view if surfaces cannot be repaired without visible evidence of repair.

END OF SECTION 01 73 00

SECTION 01 73 29 - CUTTING AND PATCHING

PART 1 - GENERAL

1.1 RELATED DOCUMENTS

- A. Drawings and general provisions of the Contract, including General and Supplementary Conditions and other Division 1 Specification Sections, apply to this Section.

1.2 SUMMARY

- A. This Section includes procedural requirements for cutting and patching.
- B. Related Sections include the but are not limited to the following:
 - 1. Division 2 Section "Selective Demolition" for demolition of selected portions of the building for alterations.

1.3 DEFINITIONS

- A. Cutting: Removal of existing construction necessary to permit installation or performance of other Work.
- B. Patching: Fitting and repair work required to restore surfaces to original conditions after installation of other Work.

1.4 QUALITY ASSURANCE

- A. Structural Elements: Do not cut and patch structural elements in a manner that could change their load-carrying capacity or load-deflection ratio.
- B. Operational Elements: Do not cut and patch the following operating elements and related components in a manner that results in reducing their capacity to perform as intended or that result in increased maintenance or decreased operational life or safety.
 - 1. Primary operational systems and equipment.
 - 2. Fire-protection systems.
 - 3. Control systems.
 - 4. Communication systems.
 - 5. Electrical wiring systems.
- C. Miscellaneous Elements: Do not cut and patch the following elements or related components in a manner that could change their load-carrying capacity, which results in reducing their capacity to perform as intended, or that result in increased maintenance or decreased operational life or safety.

1. Water, moisture, or vapor barriers.
 2. Membranes and flashings.
 3. Piping and ductwork.
- D. Visual Requirements: Do not cut and patch construction in a manner that results in visual evidence of cutting and patching. Do not cut and patch construction exposed on the exterior or in occupied spaces in a manner that would, in Architect's opinion, reduce the building's aesthetic qualities. Remove and replace construction that has been cut and patched in a visually unsatisfactory manner.
- E. Cutting and Patching Conference: Before proceeding, meet at Project site with parties involved in cutting and patching, including mechanical and electrical trades. Review areas of potential interference and conflict. Coordinate procedures and resolve potential conflicts before proceeding.

PART 2 - PRODUCTS

2.1 MATERIALS

- A. General: Comply with requirements specified in other Sections of these Specifications.
- B. Existing Materials: Use materials identical to existing materials. For exposed surfaces, use materials that visually match existing adjacent surfaces to the fullest extent possible.
1. If identical materials are unavailable or cannot be used, use materials that, when installed, will match the visual and functional performance of existing materials.

PART 3 - EXECUTION

3.1 EXAMINATION

- A. Examine surfaces to be cut and patched and conditions under which cutting and patching are to be performed.
1. Compatibility: Before patching, verify compatibility with and suitability of substrates, including compatibility with existing finishes or primers.
 2. Proceed with installation only after unsafe or unsatisfactory conditions have been corrected.

3.2 PREPARATION

- A. Temporary Support: Provide temporary support of Work to be cut.
- B. Protection: Protect existing construction during cutting and patching to prevent damage. Provide protection from adverse weather conditions for portions of Project that might be exposed during cutting and patching operations.
- C. Adjoining Areas: Avoid interference with use of adjoining areas or interruption of free passage to adjoining areas.

3.3 PERFORMANCE

- A. General: Employ skilled workers to perform cutting and patching. Proceed with cutting and patching at the earliest feasible time, and complete without delay.
 - 1. Cut existing construction to provide for installation of other components or performance of other construction, and subsequently patch as required to restore surfaces to their original condition.
- B. Cutting: Cut existing construction by sawing, drilling, breaking, chipping, grinding, and similar operations, including excavation, using methods least likely to damage elements retained or adjoining construction. If possible, review proposed procedures with original Installer; comply with original Installer's written recommendations.
 - 1. In general, use hand or small power tools designed for sawing and grinding, not hammering and chopping. Cut holes and slots as small as possible, neatly to size required, and with minimum disturbance of adjacent surfaces. Temporarily cover openings when not in use.
 - 2. Existing Finished Surfaces: Cut or drill from the exposed or finished side into concealed surfaces.
 - 3. Concrete & Masonry: Cut using a cutting machine, such as an abrasive saw or a diamond-core drill.
 - 4. Excavating and Backfilling: Comply with requirements in applicable Division 2 Sections where required by cutting and patching operations.
 - 5. Proceed with patching after construction operations requiring cutting are complete.
- C. Patching: Patch construction by filling, repairing, refinishing, closing up, and similar operations following performance of other Work. Patch with durable seams that are as invisible as possible. Provide materials and comply with installation requirements specified in other Sections of these Specifications.
 - 1. Inspection: Where feasible, test and inspect patched areas after completion to demonstrate integrity of installation.
 - 2. Exposed Finishes: Restore exposed finishes of patched areas and extend finish restoration into retained adjoining construction in a manner that will eliminate evidence of patching and refinishing.
 - 3. Floors and Walls: Where walls or partitions that are removed extend one finished area into another, patch and repair floor and wall surfaces in the new space. Provide an even surface of uniform finish, color, texture, and appearance. Remove existing floor and wall

coverings and replace with new materials, if necessary, to achieve uniform color and appearance.

- a. Where patching occurs in a painted surface, apply primer and intermediate paint coats over the patch and apply final paint coat over entire unbroken surface containing the patch. Provide additional coats until patch blends with adjacent surfaces.
4. Ceilings: Patch, repair, or rehang existing ceilings as necessary to provide an even-plane surface of uniform appearance.
5. Exterior Building Enclosure: Patch components in a manner that restores enclosure to a weathertight condition.

END OF SECTION 01 73 29

SECTION 01 74 19 - CONSTRUCTION WASTE MANAGEMENT AND DISPOSAL

PART 1 - GENERAL

1.1 RELATED DOCUMENTS

- A. Drawings and general provisions of the Contract, including General and Supplementary Conditions and other Division 01 Specification Sections, apply to this Section.

1.2 SUMMARY

- A. Section includes administrative and procedural requirements for the following:
 - 1. Salvaging nonhazardous demolition and construction waste.
 - 2. Recycling nonhazardous demolition and construction waste.
 - 3. Disposing of nonhazardous demolition and construction waste.
- B. Related Requirements:
 - 1. Section 02 41 19 "Selective Demolition" for disposition of waste resulting from partial demolition of buildings, structures, and site improvements.

1.3 DEFINITIONS

- A. Construction, Demolition and Land Clearing (CDL) Waste: Includes all non-hazardous solid wastes resulting from construction, remodeling, alterations, repair, demolition and land clearing. Includes material that is recycled, reused, salvaged or disposed as garbage. Construction waste includes packaging.
- B. Disposal: Removal off-site of demolition and construction waste and subsequent sale, recycling, reuse, or deposit in landfill or incinerator acceptable to authorities having jurisdiction.
- C. Recycle: The process of sorting, treating and reconstituting materials for the purpose of using the material in the manufacture of a new product.
- D. Reuse: Making use of a material without altering its form. Materials can be reused on-site or reused on other projects off-site. Examples include but are not limited to the following: Crushing or grinding of concrete for use as sub-base material. Chipping of land clearing debris for use of mulch.
- E. Salvage: Recovery of demolition or construction waste and subsequent sale, reuse in another facility or sale to a third party.
- F. Salvage and Reuse: Recovery of demolition or construction waste and subsequent incorporation into the Work.

- G. Source-Separated CDL Recycling: The process of separating recyclable materials in separate containers as they are generated on the job-site. The separated materials are hauled directly to a recycling facility or transfer station.
- H. Co-mingled CDL Recycling: The process of collecting mixed recyclable materials in one container on-site. The container is taken to a material recovery facility where materials are separated for recycling.
- I. Approved Recycling Facility: Any of the following:
 - 1. A facility that can legally accept CDL waste materials for the purpose of processing the materials into an altered form for the manufacture of a new product.
 - 2. Material Recovery Facility: A general term used to describe a waste-sorting facility. Mechanical, hand-separation, or a combination of both procedures, are used to recover recyclable materials.

1.4 PERFORMANCE REQUIREMENTS

- A. General: Achieve end-of-Project rates for salvage/recycling of 75 percent CDL waste by weight from the landfill by one or a combination of the following activities:
 - 1. Salvage.
 - 2. Reuse.
 - 3. Source-Separated CDL Recycling.
 - 4. Co-mingled CDL Recycling.
- B. CDL waste materials that can be salvaged, reused or recycled include, but are not limited to, the following:
 - 1. Demolition Waste:
 - a. Acoustical ceiling tiles.
 - b. Asphalt paving.
 - c. Asphalt shingles.
 - d. Carpet and carpet pad.
 - e. Concrete.
 - f. Concrete reinforcing steel.
 - g. Concrete masonry units.
 - h. Doors and frames.
 - i. Door hardware.
 - j. Field office waste including office paper, cans, plastic and office cardboard.
 - k. Fluorescent lamps and ballasts.
 - l. Glazing.
 - m. Gypsum board.
 - n. Insulation.
 - o. Land clearing debris (vegetation, stumpage, dirt, etc.).
 - p. Membrane and built-up Roofing.
 - q. Metals.
 - r. Metal studs.

- s. Paint (through hazardous waste outlets).
- t. Plastic film (sheeting, shrink wrap and packaging),
- u. Plywood and oriented strand board.
- v. Rough hardware.
- w. Structural and miscellaneous steel.
- x. Windows.
- y. Wood.
- z. Equipment.
- aa. Piping.
- bb. Supports and hangers.
- cc. Valves.
- dd. Sprinklers.
- ee. Mechanical equipment.
- ff. Refrigerants.
- gg. Electrical conduit.
- hh. Copper wiring.
- ii. Lighting fixtures.
- jj. Electrical devices.
- kk. Switchgear and panelboards.
- ll. Transformers.

2. Construction Waste:

- a. Acoustical ceiling tiles.
- b. Asphalt paving.
- c. Asphalt shingles.
- d. Carpet and carpet pad.
- e. Concrete.
- f. Concrete reinforcing steel.
- g. Concrete masonry units.
- h. Doors and frames.
- i. Door hardware.
- j. Field office waste including office paper, cans, plastic and office cardboard.
- k. Fluorescent lamps and ballasts.
- l. Glazing.
- m. Gypsum board.
- n. Insulation.
- o. Land clearing debris (vegetation, stumpage, dirt, etc.).
- p. Membrane and built-up Roofing.
- q. Metals.
- r. Metal studs.
- s. Paint (through hazardous waste outlets).
- t. Plastic film (sheeting, shrink wrap and packaging),
- u. Plywood and oriented strand board.
- v. Rough hardware.
- w. Structural and miscellaneous steel.
- x. Windows.
- y. Wood.
- z. Piping.
- aa. Electrical conduit.

- bb. Packaging: Regardless of salvage/recycle goal indicated in "General" Paragraph above, salvage or recycle 100 percent of the following uncontaminated packaging materials:
 - 1) Paper.
 - 2) Cardboard.
 - 3) Boxes.
 - 4) Plastic sheet and film.
 - 5) Polystyrene packaging.
 - 6) Wood crates.
 - 7) Plastic pails.

1.5 ACTION SUBMITTALS

- A. Waste Management Plan: Submit plan within 30 days of date established for the Notice of Award.
- B. Waste Management Report: Submit report with each application for payment.

1.6 INFORMATIONAL SUBMITTALS

- A. Waste Reduction Progress Reports: Concurrent with each Application for Payment, submit report:
 - 1. Material category.
 - 2. Generation point of waste.
 - 3. Total quantity of waste in tons (tonnes).
 - 4. Quantity of waste salvaged, both estimated and actual in tons (tonnes).
 - 5. Quantity of waste recycled, both estimated and actual in tons (tonnes).
 - 6. Total quantity of waste recovered (salvaged plus recycled) in tons (tonnes).
 - 7. Total quantity of waste recovered (salvaged plus recycled) as a percentage of total waste.
- B. Records of Donations: Indicate receipt and acceptance of salvageable waste donated to individuals and organizations. Indicate whether organization is tax exempt.
- C. Records of Sales: Indicate receipt and acceptance of salvageable waste sold to individuals and organizations. Indicate whether organization is tax exempt.
- D. Recycling and Processing Facility Records: Indicate receipt and acceptance of recyclable waste by recycling and processing facilities licensed to accept them. Include manifests, weight tickets, receipts, and invoices.
- E. Landfill and Incinerator Disposal Records: Indicate receipt and acceptance of waste by landfills and incinerator facilities licensed to accept them. Include manifests, weight tickets, receipts, and invoices.
- F. Qualification Data: For refrigerant recovery technician.

- G. Statement of Refrigerant Recovery: Signed by refrigerant recovery technician responsible for recovering refrigerant, stating that all refrigerant that was present was recovered and that recovery was performed according to EPA regulations. Include name and address of technician and date refrigerant was recovered.

1.7 QUALITY ASSURANCE

- A. Waste Management Coordinator Qualifications: Experienced firm, with a record of successful waste management coordination of projects with similar requirements, that employs a LEED Accredited Professional, certified by the USGBC as waste management coordinator.
- B. Refrigerant Recovery Technician Qualifications: Certified by EPA-approved certification program.
- C. Regulatory Requirements: Conduct construction waste management activities in accordance with hauling and disposal regulations of all authorities having jurisdiction and all other applicable laws and ordinances.
- D. Waste Management Conference: Conduct conference at Project site to comply with requirements in Section 013100 "Project Management and Coordination." Review methods and procedures related to waste management including, but not limited to, the following:
 - 1. Review and discuss waste management plan including responsibilities of waste management coordinator.
 - 2. Review requirements for documenting quantities of each type of waste and its disposition.
 - 3. Review and finalize procedures for materials separation and verify availability of containers and bins needed to avoid delays.
 - 4. Review procedures for periodic waste collection and transportation to recycling and disposal facilities.
 - 5. Review waste management requirements for each trade.
 - 6. Attendees: Inform the following individuals, whose presence is required, of date and time of meeting.
 - a. Owner.
 - b. Architect/Engineer.
 - c. Contractor's superintendent.
 - d. Major subcontractors.
 - e. Waste Management Coordinator.
 - f. Other concerned parties.
 - 7. Minutes: Record discussion. Distribute meeting minutes to all participants. Note: If there is an Architectural/Engineering consultant contracted by the State of Delaware, they will perform this role.

1.8 WASTE MANAGEMENT PLAN

- A. General: Develop a waste management plan according to ASTM E 1609 and requirements in this Section. Plan shall consist of waste identification, waste reduction work plan, and cost/revenue analysis. Distinguish between demolition and construction waste. Indicate quantities by weight or volume, but use same units of measure throughout waste management plan.
- B. Waste Identification: Indicate anticipated types and quantities of demolition, site-clearing and construction waste generated by the Work. List all assumptions made for the quantities estimates.
- C. Waste Reduction Work Plan: List each type of waste and whether it will be salvaged, recycled, or disposed of in landfill or incinerator. The plan shall include the following information:
 - 1. Types and estimated quantities, by weight, of CDL waste expected to be generated during demolition and construction.
 - 2. Proposed methods for CDL waste salvage, reuse, recycling and disposal during demolition including, but not limited to, one or more of the following:
 - a. Contracting with a deconstruction specialist to salvage materials generated,
 - b. Selective salvage as part of demolition contractor's work,
 - c. Reuse of materials on-site or sale or donation to a third party.
 - 3. Proposed methods for salvage, reuse, recycling and disposal during construction including, but not limited to, one or more of the following:
 - a. Requiring subcontractors to take their CDL waste to a recycling facility;
 - b. Contracting with a recycling hauler to haul recyclable CDL waste to an approved recycling or material recovery facility;
 - c. Processing and reusing materials on-site;
 - d. Self-hauling to a recycling or material recovery facility.
 - 4. Name of recycling or material recovery facility receiving the CDL wastes.
 - 5. Handling and Transportation Procedures: Include method that will be used for separating recyclable waste including sizes of containers, container labeling, and designated location on project site where materials separation will be located.
- D. Cost/Revenue Analysis: Indicate total cost of waste disposal as if there was no waste management plan and net additional cost or net savings resulting from implementing waste management plan. Include the following:
 - 1. Total quantity of waste.
 - 2. Estimated cost of disposal (cost per unit). Include hauling and tipping fees and cost of collection containers for each type of waste.
 - 3. Total cost of disposal (with no waste management).
 - 4. Revenue from salvaged materials.
 - 5. Revenue from recycled materials.
 - 6. Savings in hauling and tipping fees by donating materials.
 - 7. Savings in hauling and tipping fees that are avoided.
 - 8. Handling and transportation costs. Including cost of collection containers for each type of waste.

9. Net additional cost or net savings from waste management plan.

PART 2 - PRODUCTS (Not Used)

PART 3 - EXECUTION

3.1 CONSTRUCTION WASTE MANAGEMENT, GENERAL

- A. Provide containers for CDL waste that is to be recycled clearly labeled as such with a list of acceptable and unacceptable materials. The list of acceptable materials must be the same as the materials recycled at the receiving material recovery facility or recycling processor.
- B. The collection containers for recyclable CDL waste must contain no more than 10% non-recyclable materials, by volume.
- C. Provide containers for CDL waste that is disposed in a landfill clearly labeled as such.
- D. Use detailed material estimates to reduce risk of unplanned and potentially wasteful cuts.
- E. To the greatest extent possible, include in material purchasing agreements a waste reduction provision requesting that materials and equipment be delivered in packaging made of recyclable material, that they reduce the amount of packaging, that packaging be taken back for reuse or recycling, and to take back all unused product. Insure that subcontractors require the same provisions in their purchase agreements.
- F. Conduct regular visual inspections of dumpsters and recycling bins to remove contaminants.

3.2 SOURCE SEPARATION

- A. General: Contractor shall separate recyclable materials from CDL waste to the maximum extent possible. Separate recyclable materials by type.
 1. Provide containers, clearly labeled, by type of separated materials or provide other storage method for managing recyclable materials until they are removed from Project site.
 2. Stockpile processed materials on-site without intermixing with other materials. Place, grade, and shape stockpiles to drain surface water and to minimize pest attraction. Cover to prevent windblown dust.
 3. Stockpile materials away from demolition area. Do not store within drip line of remaining trees.
 4. Store components off the ground and protect from weather.

3.3 CO-MINGLED RECYCLING

- A. General: Do not put CDL waste that will be disposed in a landfill into a co-mingled CDL waste recycling container.

3.4 REMOVAL OF CONSTRUCTION WASTE MATERIALS

- A. Remove CDL waste materials from project site on a regular basis. Do not allow CDL waste to accumulate on-site.
- B. Transport CDL waste materials off Owner's property and legally dispose of them.
- C. Burning of CDL waste is not permitted.

WASTE MANAGEMENT PROGRESS REPORT					
		Disposed in Municipal Solid Waste landfill	Diverted from Landfill by Recycling, Salvage or Reuse		
Material Category			Recycled	Salvaged	Reused
1.	Asphalt				
2.	Concrete				
3.	Land Clearing Debris (Vegetation, Stumpage & dirt)				
4.	Metals				
5.	Wood				
6.	Field Office waste (Office Paper, Aluminum Cans, Glass, Plastic and Coffee Cardboard)				
7.	Other (Insert Description)				
8.	Other (Insert Description)				
	Total (In Weight)		(TOTAL OF ALL ABOVE VALUES – IN WEIGHT)		
Percentage of Waste Diverted			(TOTAL WASTE DIVIDED BY TOTAL DIVERTED)		

END OF SECTION 01 74 19

SECTION 01 77 00 - CLOSEOUT PROCEDURES

PART 1 - GENERAL

1.1 RELATED DOCUMENTS

- A. Drawings and general provisions of the Contract, including General and Supplementary Conditions and other Division 1 Specification Sections, apply to this Section.

1.2 SUMMARY

- A. This Section includes administrative and procedural requirements for contract closeout, including, but not limited to, the following:
 - 1. Inspection procedures.
 - 2. Project Record Documents.
 - 3. Operation and maintenance manuals.
 - 4. Warranties.
 - 5. Instruction of Owner's personnel.
 - 6. Final cleaning.
- B. Related Sections include the following:
 - 1. Division 1 Section "Payment Procedures" for requirements for Applications for Payment for Substantial and Final Completion.
 - 2. Division 1 Section "Project Record Documents" for submitting Record Drawings, Record Specifications, and Record Product Data.
 - 3. Division 1 Section "Operation and Maintenance Data" for operation and maintenance manual requirements.
 - 4. Divisions 02 through 33 Sections for specific closeout and special cleaning requirements for the Work in those Sections.

1.3 SUBSTANTIAL COMPLETION

- A. Preliminary Procedures: Before requesting inspection for determining date of Substantial Completion, complete the following. List items below that are incomplete in request.
 - 1. Prepare a list of items to be completed and corrected (punch list), the value of items on the list, and reasons why the Work is not complete.
 - 2. Advise Owner of pending insurance changeover requirements.
 - 3. Submit specific warranties, workmanship bonds, maintenance service agreements, final certifications, and similar documents.
 - 4. Obtain and submit releases permitting Owner unrestricted use of the Work and access to services and utilities. Include occupancy permits, operating certificates, and similar releases.
 - 5. Prepare and submit Project Record Documents, operation and maintenance manuals, damage or settlement surveys, and similar final record information.

6. Deliver tools, spare parts, extra materials, and similar items to location designated by Owner. Label with manufacturer's name and model number where applicable.
7. Complete startup testing of systems.
8. Submit test/adjust/balance records.
9. Terminate and remove temporary facilities from Project site, along with mockups, construction tools, and similar elements.
10. Advise Owner of changeover in heat and other utilities.
11. Submit changeover information related to Owner's occupancy, use, operation, and maintenance.
12. Complete final cleaning requirements, including touchup painting.
13. Touch up and otherwise repair and restore marred exposed finishes to eliminate visual defects.

B. Inspection: Submit a written request for inspection for Substantial Completion. On receipt of request, Architect/Engineer will either proceed with inspection or notify Contractor of unfulfilled requirements. Architect/Engineer will prepare the Certificate of Substantial Completion after inspection or will notify Contractor of items, either on Contractor's list or additional items identified by Architect/Engineer, that must be completed or corrected before certificate will be issued.

1. Reinspection: Request reinspection when the Work identified in previous inspections as incomplete is completed or corrected.
2. Results of completed inspection will form the basis of requirements for Final Completion.

1.4 FINAL COMPLETION

A. Preliminary Procedures: Before requesting final inspection for determining date of Final Completion, complete the following:

1. Submit a final Application for Payment according to Division 1 Section "Payment Procedures."
2. Submit certified copy of Architect's/Engineer's Substantial Completion inspection list of items to be completed or corrected (punch list), endorsed and dated by Architect/Engineer. The certified copy of the list shall state that each item has been completed or otherwise resolved for acceptance.
3. Submit evidence of final, continuing insurance coverage complying with insurance requirements.
4. Submit pest-control final inspection report and warranty.
5. Instruct Owner's personnel in operation, adjustment, and maintenance of products, equipment, and systems. Submit demonstration and training videotapes.

B. Inspection: Submit a written request for final inspection for acceptance. On receipt of request, Architect/Engineer will either proceed with inspection or notify Contractor of unfulfilled requirements. Architect will prepare a final Certificate for Payment after inspection or will notify Contractor of construction that must be completed or corrected before certificate will be issued.

1. Reinspection: Request reinspection when the Work identified in previous inspections as incomplete is completed or corrected.

1.5 LIST OF INCOMPLETE ITEMS (PUNCH LIST)

- A. Preparation: Submit three copies of list. Include name and identification of each space and area affected by construction operations for incomplete items and items needing correction including, if necessary, areas disturbed by Contractor that are outside the limits of construction.
1. Organize list of spaces in sequential order, starting with exterior areas first and proceeding from lowest floor to highest floor.
 2. Organize items applying to each space by major element, including categories for ceiling, individual walls, floors, equipment, and building systems.
 3. Include the following information at the top of each page:
 - a. Project name.
 - b. Date.
 - c. Name of Architect.
 - d. Name of Contractor.
 - e. Page number.

1.6 PROJECT RECORD DOCUMENTS

- A. General: Do not use Project Record Documents for construction purposes. Protect Project Record Documents from deterioration and loss. Provide access to Project Record Documents for Architect's reference during normal working hours.
- B. Record Drawings: Maintain and submit one original set of blue- or black-line white prints with two copies of Contract Drawings and Shop Drawings.
1. Mark Record Prints to show the actual installation where installation varies from that shown originally. Require individual or entity who obtained record data, whether individual or entity is Installer, subcontractor, or similar entity, to prepare the marked-up Record Prints.
 - a. Give particular attention to information on concealed elements that cannot be readily identified and recorded later.
 - b. Accurately record information in an understandable drawing technique.
 - c. Record data as soon as possible after obtaining it. Record and check the markup before enclosing concealed installations.
 - d. Mark Contract Drawings or Shop Drawings, whichever is most capable of showing actual physical conditions, completely and accurately. Where Shop Drawings are marked, show cross-reference on Contract Drawings.
 2. Mark record sets with erasable, red-colored pencil. Use other colors to distinguish between changes for different categories of the Work at the same location.
 3. Mark important additional information that was either shown schematically or omitted from original Drawings.
 4. Note Construction Change Directive numbers, Change Order numbers, alternate numbers, and similar identification where applicable.
 5. Identify and date each Record Drawing; include the designation "PROJECT RECORD DRAWING" in a prominent location. Organize into manageable sets; bind each set with durable paper cover sheets. Include identification on cover sheets.

- C. Record Specifications: Submit one copy of Project's Specifications, including addenda and contract modifications. Mark copy to indicate the actual product installation where installation varies from that indicated in Specifications, addenda, and contract modifications.
 - 1. Give particular attention to information on concealed products and installations that cannot be readily identified and recorded later.
 - 2. Mark copy with the proprietary name and model number of products, materials, and equipment furnished, including substitutions and product options selected.
 - 3. Note related Change Orders, Record Drawings, and Product Data, where applicable.
- D. Record Product Data: Submit three copies of each Product Data submittal. Mark one set to indicate the actual product installation where installation varies substantially from that indicated in Product Data.
 - 1. Give particular attention to information on concealed products and installations that cannot be readily identified and recorded later.
 - 2. Include significant changes in the product delivered to Project site and changes in manufacturer's written instructions for installation.
 - 3. Note related Change Orders, Record Drawings, and Record Specifications, where applicable.
- E. Miscellaneous Record Submittals: Assemble miscellaneous records required by other Specification Sections for miscellaneous record keeping and submittal in connection with actual performance of the Work. Bind or file miscellaneous records and identify each, ready for continued use and reference.

1.7 OPERATION AND MAINTENANCE MANUALS

- A. Assemble three complete sets of operation and maintenance data indicating the operation and maintenance of each system, subsystem, and piece of equipment not part of a system. Include operation and maintenance data required in individual Specification Sections and as follows:
 - 1. Maintenance Data:
 - a. Manufacturer's information, including list of spare parts.
 - b. Name, address, and telephone number of Installer or supplier.
 - c. Maintenance procedures.
 - d. Maintenance and service schedules for preventive and routine maintenance.
 - e. Maintenance record forms.
 - f. Sources of spare parts and maintenance materials.
 - g. Copies of maintenance service agreements.
 - h. Copies of warranties and bonds.
- B. Organize operation and maintenance manuals into suitable sets of manageable size. Bind and index data in heavy-duty, 3-ring, vinyl-covered, loose-leaf binders, in thickness necessary to accommodate contents, with pocket inside the covers to receive folded oversized sheets. Identify each binder on front and spine with the printed title "OPERATION AND MAINTENANCE MANUAL," Project name, and subject matter of contents.

1.8 WARRANTIES

- A. Submittal Time: Submit written warranties on request of Architect for designated portions of the Work where commencement of warranties other than date of Substantial Completion is indicated.
- B. Organize warranty documents into an orderly sequence based on the table of contents of the Project Manual.
 - 1. Bind warranties and bonds in heavy-duty, 3-ring, vinyl-covered, loose-leaf binders, thickness as necessary to accommodate contents, and sized to receive 8-1/2-by-11-inch paper.
 - 2. Provide heavy paper dividers with plastic-covered tabs for each separate warranty. Mark tab to identify the product or installation. Provide a typed description of the product or installation, including the name of the product and the name, address, and telephone number of Installer.
 - 3. Identify each binder on the front and spine with the typed or printed title "WARRANTIES," Project name, and name of Contractor.
- C. Provide additional copies of each warranty to include in each operation and maintenance manual.

PART 2 - PRODUCTS

2.1 MATERIALS

- A. Cleaning Agents: Use cleaning materials and agents recommended by manufacturer or fabricator of the surface to be cleaned. Do not use cleaning agents that are potentially hazardous to health or property or that might damage finished surfaces.

PART 3 - EXECUTION

3.1 FINAL CLEANING

- A. General: Provide final cleaning. Conduct cleaning and waste-removal operations to comply with local laws and ordinances and Federal and local environmental and antipollution regulations.
- B. Cleaning: Employ experienced workers or professional cleaners for final cleaning. Clean each surface or unit to condition expected in an average commercial building cleaning and maintenance program. Comply with manufacturer's written instructions.
 - 1. Complete the following cleaning operations before requesting inspection for certification of Substantial Completion for entire Project or for a portion of Project:
 - a. Clean Project site, yard, and grounds, in areas disturbed by construction activities, including landscape development areas, of rubbish, waste material, litter, and other foreign substances. Provide a magnetic sweep of all areas around the building to retrieve stray nails, screws and other fasteners or metal shards.

- b. Sweep paved areas broom clean. Remove petrochemical spills, stains, and other foreign deposits.
 - c. Rake grounds that are neither planted nor paved to a smooth, even-textured surface.
 - d. Remove tools, construction equipment, machinery, and surplus material from Project site.
 - e. Clean exposed exterior and interior hard-surfaced finishes to a dirt-free condition, free of stains, films, and similar foreign substances. Avoid disturbing natural weathering of exterior surfaces. Restore reflective surfaces to their original condition.
 - f. Remove debris and surface dust from limited access spaces, including roofs, plenums, shafts, trenches, equipment vaults, manholes, attics, and similar spaces.
 - g. Sweep concrete floors broom clean in unoccupied spaces.
 - h. Clean transparent materials, including glass in doors and windows. Remove glazing compounds and other noticeable, vision-obscuring materials. Replace chipped or broken glass and other damaged transparent materials.
 - i. Remove labels that are not permanent.
 - j. Touch up and otherwise repair and restore marred, exposed finishes and surfaces. Replace finishes and surfaces that cannot be satisfactorily repaired or restored or that already show evidence of repair or restoration.
 - 1) Do not paint over "UL" and similar labels, including mechanical and electrical nameplates.
 - k. Wipe surfaces of mechanical and electrical equipment, and similar equipment. Remove excess lubrication, paint and mortar droppings, and other foreign substances.
- C. Comply with safety standards for cleaning. Do not burn waste materials. Do not bury debris or excess materials on Owner's property. Do not discharge volatile, harmful, or dangerous materials into drainage systems. Remove waste materials from Project site and dispose of lawfully.

END OF SECTION 01 77 00

SECTION 01 78 39 - PROJECT RECORD DOCUMENTS

PART 1 - GENERAL

1.1 RELATED DOCUMENTS

- A. Drawings and general provisions of the Contract, including General and Supplementary Conditions and other Division 1 Specification Sections, apply to this Section.

1.2 SUMMARY

- A. This Section includes administrative and procedural requirements for Project Record Documents, including the following:
 - 1. Record Drawings.
 - 2. Record Specifications.
 - 3. Record Product Data.
- B. Related Sections include but are not limited to the following:
 - 1. Division 1 Section "Closeout Procedures" for general closeout procedures and maintenance manual requirements.
 - 2. Division 1 Section "Operation and Maintenance Data" for operation and maintenance manual requirements.
 - 3. Divisions 02 through 33 Sections for specific requirements for project record documents of the Work in those Sections.

1.3 SUBMITTALS

- A. Record Drawings: Comply with the following:
 - 1. Number of Copies: Submit copies of Record Drawings as follows:
 - a. Final Submittal: Submit three sets of marked-up Record Prints and one set of record transparencies. Print each Drawing, whether or not changes and additional information were recorded.
- B. Record Specifications: Submit three copies of Project's Specifications, including addenda and contract modifications.
- C. Record Product Data: Submit three copies of each Product Data submittal.
 - 1. Where Record Product Data is required as part of operation and maintenance manuals, submit marked-up Product Data as an insert in the manual instead of submittal as Record Product Data.

1.4 RECORD DRAWINGS

- A. Record Prints: Maintain one set of blue- or black-line white prints of the Contract Drawings and Shop Drawings.
1. Preparation: Mark Record Prints to show the actual installation where installation varies from that shown originally. Require individual or entity who obtained record data, whether individual or entity is Installer, subcontractor, or similar entity, to prepare the marked-up Record Prints.
 - a. Give particular attention to information on concealed elements that would be difficult to identify or measure and record later.
 - b. Accurately record information in an understandable drawing technique.
 - c. Record data as soon as possible after obtaining it. Record and check the markup before enclosing concealed installations.
 2. Content: Types of items requiring marking include, but are not limited to, the following:
 - a. Dimensional changes to Drawings.
 - b. Revisions to details shown on Drawings.
 - c. Depths of foundations below first floor.
 - d. Locations and depths of underground utilities.
 - e. Revisions to routing of piping and conduits.
 - f. Revisions to electrical circuitry.
 - g. Actual equipment locations.
 - h. Duct size and routing.
 - i. Locations of concealed internal utilities.
 - j. Changes made by Change Order or Construction Change Directive.
 - k. Changes made following Architect's written orders.
 - l. Details not on the original Contract Drawings.
 - m. Field records for variable and concealed conditions.
 - n. Record information on the Work that is shown only schematically.
 3. Mark the Contract Drawings or Shop Drawings, whichever is most capable of showing actual physical conditions, completely and accurately. If Shop Drawings are marked, show cross-reference on the Contract Drawings.
 4. Mark record sets with erasable, red-colored pencil. Use other colors to distinguish between changes for different categories of the Work at the same location.
 5. Mark important additional information that was either shown schematically or omitted from original Drawings.
 6. Note Construction Change Directive numbers, alternate numbers, Change Order numbers, and similar identification, where applicable.
- B. Record Transparencies: Immediately before inspection for Certificate of Substantial Completion, review marked-up Record Prints with Architect. When authorized, prepare a full set of corrected transparencies of the Contract Drawings and Shop Drawings.
1. Incorporate changes and additional information previously marked on Record Prints. Erase, redraw, and add details and notations where applicable.
 2. Refer instances of uncertainty to Architect for resolution.

3. Owner will furnish Contractor one set of transparencies of the Contract Drawings for use in recording information.
 4. Print the Contract Drawings and Shop Drawings for use as Record Transparencies. Architect will make the Contract Drawings available to Contractor's print shop.
- C. Format: Identify and date each Record Drawing; include the designation "PROJECT RECORD DRAWING" in a prominent location.
1. Record Prints: Organize Record Prints and newly prepared Record Drawings into manageable sets. Bind each set with durable paper cover sheets. Include identification on cover sheets.
 2. Record Transparencies: Organize into unbound sets matching Record Prints. Place transparencies in durable tube-type drawing containers with end caps. Mark end cap of each container with identification. If container does not include a complete set, identify Drawings included.
 3. Record CAD Drawings: Organize CAD information into separate electronic files that correspond to each sheet of the Contract Drawings. Name each file with the sheet identification. Include identification in each CAD file.
 4. Identification: As follows:
 - a. Project name.
 - b. Date.
 - c. Designation "PROJECT RECORD DRAWINGS."
 - d. Name of Architect/Engineer.
 - e. Name of Contractor.

1.5 RECORD SPECIFICATIONS

- A. Preparation: Mark Specifications to indicate the actual product installation where installation varies from that indicated in Specifications, addenda, and contract modifications.
1. Give particular attention to information on concealed products and installations that cannot be readily identified and recorded later.
 2. Mark copy with the proprietary name and model number of products, materials, and equipment furnished, including substitutions and product options selected.
 3. Record the name of the manufacturer, supplier, Installer, and other information necessary to provide a record of selections made.
 4. For each principal product, indicate whether Record Product Data has been submitted in operation and maintenance manuals instead of submitted as Record Product Data.
 5. Note related Change Orders, Record Drawings, and Product Data where applicable.

1.6 RECORD PRODUCT DATA

- A. Preparation: Mark Product Data to indicate the actual product installation where installation varies substantially from that indicated in Product Data submittal.
1. Give particular attention to information on concealed products and installations that cannot be readily identified and recorded later.

2. Include significant changes in the product delivered to Project site and changes in manufacturer's written instructions for installation.
3. Note related Change Orders, Record Drawings, and Product Data where applicable.

1.7 MISCELLANEOUS RECORD SUBMITTALS

- A. Assemble miscellaneous records required by other Specification Sections for miscellaneous record keeping and submittal in connection with actual performance of the Work. Bind or file miscellaneous records and identify each, ready for continued use and reference.

PART 2 - EXECUTION

2.1 RECORDING AND MAINTENANCE

- A. Recording: Maintain one copy of each submittal during the construction period for Project Record Document purposes. Post changes and modifications to Project Record Documents as they occur; do not wait until the end of Project.
- B. Maintenance of Record Documents and Samples: Store Record Documents and Samples in the field office apart from the Contract Documents used for construction. Do not use Project Record Documents for construction purposes. Maintain Record Documents in good order and in a clean, dry, legible condition, protected from deterioration and loss. Provide access to Project Record Documents for Architect's/Engineer's reference during normal working hours.

END OF SECTION 01 78 39

Technical Specifications

SECTION 02 41 19 - SELECTIVE DEMOLITION

PART 1 - GENERAL

1.1 SUMMARY

A. Section Includes:

1. Demolition and removal of selected site elements.
2. Salvage of existing items to be reused or recycled.

1.2 MATERIALS OWNERSHIP

- A.** Unless otherwise indicated, demolition and land clearing waste becomes property of Contractor.
- B.** Historic items, relics, antiques, and similar objects including, but not limited to, cornerstones and their contents, commemorative plaques and tablets, and other items of interest or value to Owner that may be uncovered during demolition remain the property of Owner as determined by the Owner.
1. Carefully salvage in a manner to prevent damage and promptly return to Owner.

1.3 PREINSTALLATION MEETINGS

- A.** Pre-demolition Conference: Conduct conference at Project site.

1.4 INFORMATIONAL SUBMITTALS

- A.** Proposed Protection Measures: Submit report, including Drawings, that indicates the measures proposed for protecting individuals and property, for environmental protection, for dust control and, for noise control. Indicate proposed locations and construction of barriers.
- B.** Schedule of selective demolition activities with starting and ending dates for each activity.

1.5 CLOSEOUT SUBMITTALS

- A.** Inventory of items that have been removed and salvaged.

1.6 FIELD CONDITIONS

- A.** Conditions existing at time of inspection for bidding purpose will be maintained by Owner as far as practical.

- B. Notify Architect of discrepancies between existing conditions and Drawings before proceeding with selective demolition.
- C. Hazardous Materials: It is not expected that hazardous materials will be encountered in the Work.
 - 1. If suspected hazardous materials are encountered, do not disturb; immediately notify Architect and Owner. Hazardous materials will be removed by Owner under a separate contract.
 - 2. Hazardous materials shall be defined by any substance presenting a potential harm to the persons or the environmental within and surrounding the project area.
- D. Storage or sale of removed items or materials on-site is not permitted.
- E. Utility Service: Maintain existing utilities indicated to remain in service and protect them against damage during selective demolition operations.
- F. Arrange selective demolition schedule so as not to interfere with Owner's operations.
- G. Confirm items to remain with Owner and Architect.

1.7 WARRANTY

- A. Existing Warranties: Remove, replace, patch, and repair materials and surfaces cut or damaged during selective demolition, by methods and with materials and using approved contractors so as not to void existing warranties.

PART 2 - PRODUCTS

2.1 PERFORMANCE REQUIREMENTS

- A. Regulatory Requirements: Comply with governing EPA notification regulations before beginning selective demolition. Comply with hauling and disposal regulations of authorities having jurisdiction.
- B. Standards: Comply with ASSE A10.6 and NFPA 241.

PART 3 - EXECUTION

3.1 EXAMINATION

- A. Verify that utilities have been disconnected and capped before starting selective demolition operations.
- B. Inventory and record the condition of items to be removed and salvaged.

- C. Inventory and record the condition of items to remain.

3.2 UTILITY SERVICES AND MECHANICAL/ELECTRICAL SYSTEMS

- A. Existing Services/Systems to Remain: Maintain services/systems indicated to remain and protect them against damage.
- B. Existing Services/Systems to Be Removed, Relocated, or Abandoned: Locate, identify, disconnect, and seal or cap off utility services and mechanical/electrical systems serving areas to be selectively demolished.
 - 1. Arrange to shut off utilities with utility companies.
 - 2. If services/systems are required to be removed, relocated, or abandoned, provide temporary services/systems that bypass area of selective demolition and that maintain continuity of services/systems to other parts of building.

3.3 PROTECTION

- A. Temporary Protection: Provide temporary barricades and other protection required to prevent injury to people and damage to adjacent buildings and facilities to remain.
- B. Temporary Shoring: Design, provide, and maintain shoring, bracing, and structural supports as required to preserve stability and prevent movement, settlement, or collapse of construction and finishes to remain, and to prevent unexpected or uncontrolled movement or collapse of construction being demolished.
- C. Remove temporary barricades and protections where hazards no longer exist.

3.4 SELECTIVE DEMOLITION

- A. General: Demolish and remove existing construction only to the extent required by new construction and as indicated. Use methods required to complete the Work within limitations of governing regulations and as follows:
 - 1. Neatly cut openings and holes plumb, square, and true to dimensions required. Use cutting methods least likely to damage construction to remain or adjoining construction. Use hand tools or small power tools designed for sawing or grinding, not hammering and chopping. Temporarily cover openings to remain.
 - 2. Cut or drill from the exposed or finished side into concealed surfaces to avoid marring existing finished surfaces.
 - 3. Do not use cutting torches until work area is cleared of flammable materials. At concealed spaces, such as duct and pipe interiors, verify condition and contents of hidden space before starting flame-cutting operations. Maintain portable fire-suppression devices during flame-cutting operations.
 - 4. Locate selective demolition equipment and remove debris and materials so as not to impose excessive loads on supporting walls, floors, or framing.
 - 5. Dispose of demolished items and materials promptly. Comply with requirements in Section 01 74 19 "Construction Waste Management and Disposal."

- B. Site Access and Temporary Controls: Conduct selective demolition and debris-removal operations to ensure minimum interference with roads, streets, walks, walkways, and other adjacent occupied and used facilities.
- C. Removed and Salvaged Items:
 - 1. Clean salvaged items.
 - 2. Pack or crate items after cleaning. Identify contents of containers.
 - 3. Store items in a secure area until delivery to Owner.
 - 4. Transport items to Owner's storage area designated by Owner.
 - 5. Protect items from damage during transport and storage.
- D. Removed and Reinstalled Items:
 - 1. Clean and repair items to functional condition adequate for intended reuse.
 - 2. Pack or crate items after cleaning and repairing. Identify contents of containers.
 - 3. Protect items from damage during transport and storage.
 - 4. Reinstall items in locations indicated. Comply with installation requirements for new materials and equipment. Provide connections, supports, and miscellaneous materials necessary to make item functional for use indicated.
- E. Existing Items to Remain: Protect construction indicated to remain against damage and soiling during selective demolition. When permitted by Architect, items may be removed to a suitable, protected storage location during selective demolition and cleaned and reinstalled in their original locations after selective demolition operations are complete.

3.5 CLEANING

- A. Remove demolition waste materials from Project site and recycle or dispose of them according to Section 01 74 19 "Construction Waste Management and Disposal."
 - 1. Do not allow demolished materials to accumulate on-site.
 - 2. Remove and transport debris in a manner that will prevent spillage on adjacent surfaces and areas.
 - 3. Remove debris from elevated portions of building by chute, hoist, or other device that will convey debris to grade level in a controlled descent.
 - 4. Comply with requirements specified in Section 01 74 19 "Construction Waste Management and Disposal."
- B. Burning: Do not burn demolished materials.
- C. Clean adjacent structures and improvements of dust, dirt, and debris caused by selective demolition operations. Return adjacent areas to condition existing before selective demolition operations began.

END OF SECTION 02 41 19

SECTION 31 10 00 - SITE CLEARING

PART 1 - GENERAL

1.1 SUMMARY

A. Section Includes:

1. Protecting existing vegetation to remain.
2. Removing existing vegetation.
3. Clearing and grubbing.
4. Stripping and stockpiling topsoil.
5. Removing above- and below-grade site improvements.
6. Disconnecting, capping, or sealing site utilities.
7. Temporary erosion and sedimentation control.

1.2 PREINSTALLATION MEETINGS

- A. Preinstallation Conference:** Conduct conference at Project site.

1.3 MATERIAL OWNERSHIP

- A.** Except for materials indicated to be stockpiled or otherwise remain Owner's property, cleared materials shall become Contractor's property and shall be removed from Project site.

1.4 FIELD CONDITIONS

- A. Traffic:** Minimize interference with adjoining roads, streets, walks, and other adjacent occupied or used facilities during site-clearing operations.
1. Do not close or obstruct streets, walks, or other adjacent occupied or used facilities without permission from Owner and authorities having jurisdiction.
 2. Provide alternate routes around closed or obstructed trafficways if required by Owner or authorities having jurisdiction.
- B. Salvageable Improvements:** Carefully remove items indicated to be salvaged and store on Owner's premises where indicated.
- C. Utility Locator Service:** Notify utility locator service for area where Project is located before site clearing.
- D.** Do not commence site clearing operations until temporary erosion- and sedimentation-control and plant-protection measures are in place.

- E. Tree- and Plant-Protection Zones: Protect according to requirements shown on the Plans and as require by the DNREC Delaware Erosion & Sediment Control Handbook, current edition.

PART 2 - PRODUCTS

2.1 MATERIALS

- A. Satisfactory Soil Material: Requirements for satisfactory soil material are specified in Section 31 20 00 "Earth Moving."
 - 1. Obtain approved borrow soil material off-site when satisfactory soil material is not available on-site.

PART 3 - EXECUTION

3.1 PREPARATION

- A. Protect and maintain benchmarks and survey control points from disturbance during construction.
- B. Verify that trees, shrubs, and other vegetation to remain or to be relocated have been flagged and that protection zones have been identified and enclosed according to requirements in the DNREC Erosion & Sediment Control Handbook, current edition.
- C. Protect existing site improvements to remain from damage during construction.
 - 1. Restore damaged improvements to their original condition, as acceptable to Owner.

3.2 TEMPORARY EROSION AND SEDIMENTATION CONTROL

- A. Provide temporary erosion- and sedimentation-control measures to prevent soil erosion and discharge of soil-bearing water runoff or airborne dust to adjacent properties and walkways, according to erosion- and sedimentation-control Drawings and requirements of authorities having jurisdiction.
- B. Verify that flows of water redirected from construction areas or generated by construction activity do not enter or cross protection zones.
- C. Inspect, maintain, and repair erosion- and sedimentation-control measures during construction until permanent vegetation has been established.
- D. Remove erosion and sedimentation controls and, restore and stabilize areas disturbed during removal.

3.3 TREE AND PLANT PROTECTION

- A. Protect trees and plants remaining on-site according to requirements shown on the Plans and as require by the DNREC Erosion & Sediment Control Handbook, current edition.
- B. Repair or replace trees, shrubs, and other vegetation indicated to remain or be relocated that are damaged by construction operations according to direction of the Owner.

3.4 EXISTING UTILITIES

- A. Locate, identify, disconnect, and seal or cap utilities indicated to be removed or abandoned in place.
 - 1. Arrange with utility companies to shut off indicated utilities.
- B. Interrupting Existing Utilities: Do not interrupt utilities serving facilities occupied by Owner or others, unless permitted under the following conditions and then only after arranging to provide temporary utility services according to requirements indicated:
 - 1. Notify Architect not less than two days in advance of proposed utility interruptions.
 - 2. Do not proceed with utility interruptions without Architect's written permission.
- C. Removal of underground utilities is included in earthwork sections; in applicable fire suppression, plumbing, HVAC, electrical, communications, electronic safety and security, and utilities sections; and in Section 02 41 19 "Selective Demolition."

3.5 CLEARING AND GRUBBING

- A. Remove obstructions, trees, shrubs, and other vegetation to permit installation of new construction.
 - 1. Unless noted otherwise, grind down stumps and remove roots larger than 3 inches in diameter, obstructions, and debris to a depth of 18 inches below exposed subgrade.
 - 2. Use only hand methods or air spade for grubbing within protection zones.
- B. Fill depressions caused by clearing and grubbing operations with satisfactory soil material unless further excavation or earthwork is indicated.
 - 1. Place fill material in horizontal layers not exceeding a loose depth of 8 inches, and compact each layer to a density equal to adjacent original ground.

3.6 TOPSOIL STRIPPING

- A. Remove sod and grass before stripping topsoil.
- B. Strip topsoil to depth of 6 inches in a manner to prevent intermingling with underlying subsoil or other waste materials.

- C. Stockpile topsoil away from edge of excavations without intermixing with subsoil or other materials. Grade and shape stockpiles to drain surface water. Cover to prevent windblown dust and erosion by water.

3.7 SITE IMPROVEMENTS

- A. Remove existing above- and below-grade improvements as indicated and necessary to facilitate new construction.

3.8 DISPOSAL OF SURPLUS AND WASTE MATERIALS

- A. Remove surplus soil material, unsuitable topsoil, obstructions, demolished materials, and waste materials including trash and debris, and legally dispose of them off Owner's property.
- B. Separate recyclable materials produced during site clearing from other nonrecyclable materials. Store or stockpile without intermixing with other materials and transport them to recycling facilities. Do not interfere with other Project work.

END OF SECTION 31 10 00

SECTION 31 20 00 - EARTH MOVING

PART 1 - GENERAL

1.1 SUMMARY

A. Section Includes:

1. Excavating and filling for rough grading the Site.
2. Excavating and backfilling for buildings and structures.
3. Drainage course for concrete slabs-on-grade.
4. Excavating and backfilling trenches for utilities and pits for buried utility structures.

B. Related Requirements:

1. Details and specifications in the DNREC Erosion & Sediment Control Handbook shall be included by reference for any “Dewatering” operations for lowering and disposing of ground water during construction.

1.2 DEFINITIONS

A. Backfill: Soil material used to fill an excavation.

B. Excavation: Removal of material encountered above subgrade elevations and to lines and dimensions indicated.

1. Authorized Additional Excavation: Excavation below subgrade elevations or beyond indicated lines and dimensions as directed by Engineer. Authorized additional excavation and replacement material will be paid for according to Contract provisions for changes in the Work.
2. Unauthorized Excavation: Excavation below subgrade elevations or beyond indicated lines and dimensions without direction by Engineer. Unauthorized excavation, as well as remedial work directed by Engineer, shall be without additional compensation.

C. Fill: Soil materials used to raise existing grades.

D. Structures: Buildings, footings, foundations, retaining walls, slabs, tanks, curbs, mechanical and electrical appurtenances, or other man-made stationary features constructed above or below the ground surface.

E. Utilities: On-site underground pipes, conduits, ducts, and cables as well as underground services within buildings.

1.3 PREINSTALLATION MEETINGS

- A. Preinstallation Conference: Conduct pre-excavation conference at Project site.

1.4 INFORMATIONAL SUBMITTALS

- A. Material test reports.

1.5 FIELD CONDITIONS

- A. Utility Locator Service: Notify utility locator service for area where Project is located before beginning earth-moving operations.
- B. Do not commence earth-moving operations until plant-protection measures specified in the DNREC Erosion & Sediment Control Handbook are in place.

PART 2 - PRODUCTS

2.1 SOIL MATERIALS

- A. General: Provide borrow soil materials when sufficient satisfactory soil materials are not available from excavations.
- B. Satisfactory Soils: Soils meeting DelDOT Specifications for A Borrow, B Borrow, C Borrow, or F Borrow as defined by Section 1001 in the DelDOT Standard Specifications for Road and Bridge Construction (August 2016 or latest).
- C. Unsatisfactory Soils: Soils not meeting the requirements of DelDOT Section 1001.
- D. Engineered Fill: Naturally or artificially graded mixture of natural or crushed gravel, crushed stone, and natural or crushed sand; ASTM D 2940/D 2940M; with at least 90 percent passing a 1-1/2-inch sieve and not more than 12 percent passing a No. 200 sieve.

2.2 ACCESSORIES

- A. Detectable Warning Tape: Acid- and alkali-resistant, polyethylene film warning tape manufactured for marking and identifying underground utilities, a minimum of 6 inches wide and 4 mils thick, continuously inscribed with a description of the utility, with metallic core encased in a protective jacket for corrosion protection, detectable by metal detector when tape is buried up to 30 inches deep; colored to comply with local practice or requirements of authorities having jurisdiction.

PART 3 - EXECUTION

3.1 PREPARATION

- A. Protect structures, utilities, sidewalks, pavements, and other facilities from damage caused by settlement, lateral movement, undermining, washout, and other hazards created by earth-moving operations.
- B. Protect and maintain erosion and sedimentation controls during earth-moving operations.
- C. Protect subgrades and foundation soils from freezing temperatures and frost. Remove temporary protection before placing subsequent materials.

3.2 DEWATERING

- A. Prevent surface water and ground water from entering excavations, from ponding on prepared subgrades, and from flooding Project site and surrounding areas.
- B. Protect sites from softening, undermining, washout, and damage by rain or water accumulation.
 - 1. Reroute surface water runoff away from excavated areas. Do not allow water to accumulate in excavations. Do not use excavated trenches as temporary drainage ditches.

3.3 EXCAVATION, GENERAL

- A. Unclassified Excavation: Excavate to subgrade elevations regardless of the character of surface and subsurface conditions encountered. Unclassified excavated materials may include rock, soil materials, and obstructions. No changes in the Contract Sum or the Contract Time will be authorized for rock excavation or removal of obstructions.
 - 1. If excavated materials intended for fill and backfill include unsatisfactory soil materials and rock, replace with satisfactory soil materials.
- B. Excavations at Edges of Tree- and Plant-Protection Zones:
 - 1. Excavate by hand or with an air spade to indicated lines, cross sections, elevations, and subgrades. If excavating by hand, use narrow-tine spading forks to comb soil and expose roots. Do not break, tear, or chop exposed roots. Do not use mechanical equipment that rips, tears, or pulls roots.
 - 2. Cut and protect roots according to ANSI A300 Standards.

3.4 UNAUTHORIZED EXCAVATION

- A. Fill unauthorized excavation under foundations or wall footings by extending bottom elevation of concrete foundation or footing to excavation bottom, without altering top elevation. Lean concrete fill, with 28-day compressive strength of 2,500 psi, may be used when approved by Engineer.

1. Fill unauthorized excavations under other construction, pipe, or conduit as directed by Engineer.

3.5 STORAGE OF SOIL MATERIALS

- A. Stockpile borrow soil materials, topsoil, and excavated satisfactory soil materials without intermixing at an off-site location approved by the Owner. Place, grade, and shape stockpiles to drain surface water. Cover to prevent windblown dust.

1. Stockpile soil materials away from edge of excavations. Do not store within drip line of remaining trees.

3.6 SOIL FILL

- A. Plow, scarify, bench, or break up sloped surfaces steeper than 1 vertical to 4 horizontal so fill material will bond with existing material.
- B. Place and compact fill material in layers to required elevations as follows:
 1. Under grass and planted areas, use satisfactory soil material.

3.7 SOIL MOISTURE CONTROL

- A. Uniformly moisten or aerate subgrade and each subsequent fill or backfill soil layer before compaction to within 2 percent of optimum moisture content.
 1. Do not place backfill or fill soil material on surfaces that are muddy, frozen, or contain frost or ice.
 2. Remove and replace, or scarify and air dry, otherwise satisfactory soil material that exceeds optimum moisture content by 2 percent and is too wet to compact to specified dry unit weight.

3.8 COMPACTION OF SOIL BACKFILLS AND FILLS

- A. Place backfill and fill soil materials in layers not more than 8 inches in loose depth for material compacted by heavy compaction equipment and not more than 4 inches in loose depth for material compacted by hand-operated tampers.
- B. Compact soil materials to not less than the percentages of maximum dry unit weight according to ASTM D 698.

3.9 GRADING

- A. General: Uniformly grade areas to a smooth surface, free of irregular surface changes. Comply with compaction requirements and grade to cross sections, lines, and elevations indicated.
- B. Site Rough Grading: Slope grades to direct water away from active work areas and to prevent ponding.

3.10 FIELD QUALITY CONTROL

- A. Testing Agency: Owner will engage a qualified geotechnical engineering testing agency to perform tests and inspections if determined necessary by the Owner.
- B. Allow testing agency to inspect and test each fill or backfill layer. Proceed with subsequent earth moving only after test results for previously completed work comply with requirements.
- C. When testing agency reports that fills, or backfills have not achieved degree of compaction specified, scarify and moisten or aerate, or remove and replace soil materials to depth required; recompact and retest until specified compaction is obtained.

3.11 PROTECTION

- A. Protecting Graded Areas: Protect newly graded areas from traffic, freezing, and erosion. Keep free of trash and debris.
- B. Repair and reestablish grades to specified tolerances where completed or partially completed surfaces become eroded, rutted, settled, or where they lose compaction due to subsequent construction operations or weather conditions.
- C. Where settling occurs before Project correction period elapses, remove finished surfacing, backfill with additional soil material, compact, and reconstruct surfacing.
 - 1. Restore appearance, quality, and condition of finished surfacing to match adjacent work, and eliminate evidence of restoration to greatest extent possible.

3.12 DISPOSAL OF SURPLUS AND WASTE MATERIALS

- A. Remove surplus satisfactory soil and waste materials, including unsatisfactory soil, trash, and debris, and legally dispose of them off Owner's property.

END OF SECTION 31 20 00

SECTION 32 92 00 - TURF AND GRASSES

PART 1 - GENERAL

1.1 SUMMARY

- A. Provide an acceptable, uniform stand of established perennial turf grasses, including topsoil, topsoiling and mulching, on all areas to be treated as shown on the Plans or where designated by the Engineer.

1.2 ACTION SUBMITTALS

- A. Certification of grass seed.
 - 1. Certification of each seed mixture for all seed mixes.
- B. Product certificates.

1.3 QUALITY ASSURANCE

- A. Installer Qualifications: A qualified landscape Installer whose work has resulted in successful establishment in similar conditions.
 - 1. Installer's Field Supervision: Require Installer to maintain an experienced full-time supervisor on Project site when work is in progress.
 - 2. Personnel Certifications: Installer's field supervisor shall have certification in one of the following categories from the Professional Landcare Network:
 - a. Landscape Industry Certified Technician - Exterior.
 - b. Landscape Industry Certified Lawncare Manager.
 - c. Landscape Industry Certified Lawncare Technician.

1.4 DELIVERY, STORAGE, AND HANDLING

- A. Seed and Other Packaged Materials: Deliver packaged materials in original, unopened containers showing weight, certified analysis, name and address of manufacturer, and indication of compliance with state and Federal laws, as applicable.

1.5 TEMPORARILY STOCKPILED MATERIAL

- A. Store stockpiled Material away from streams and wetlands within the LOC.
- B. Install the erosion and sediment control Items designated on the Plans or as directed by the Engineer about the base of the pile in advance of the actual stockpiling operation. Place erodible

earth material in neat piles. Seed side slopes in accordance with the incremental stabilization. Seed remaining unstable surfaces immediately following completion of the stockpiling operation.

- C. No payment will be made for costs associated with the installation of erosion and sediment controls required by other agencies having jurisdiction on stockpiles located outside the areas designated on the Plans or required by the Engineer.

1.6 INTERIM AND FINAL STABILIZATION

- A. An area of the Work will be considered stabilized for erosion control if it meets the criteria in one of the following two cases:
 - 1. Interim Stabilization. The seeding and mulching items, sod, or erosion and sediment control Items as noted on the Plans are in place and accepted by the Engineer.
 - 2. Final Stabilization. Meets the requirement for the removal of the temporary erosion controls placed during interim stabilization and has complete vegetation growth in accordance with this Section as determined by the Engineer. Complete growth of vegetation includes permanent grass reaching a height of 3 inches and 70 percent uniform density over all seeded areas.

1.7 INCREMENTAL STABILIZATION

- A. For incremental stabilization, side slopes and other slopes require placement of temporary seeding as the Work progresses in height increments not to exceed 10 feet of embankment.

1.8 TRACKING OF SLOPES

- A. During grading operations track all areas to prevent gully and sheet erosion. The tracking will be accomplished by driving cleated equipment such as a bulldozer up and down the slopes so the cleats make horizontally oriented indentations in the soil. Before applying seeding Items on the slopes, track the slopes as described above.

1.9 MAXIMUM SOIL EXPOSURE TIMES

- A. All erodible earth material exposed by the Work will be stabilized within the time frames specified in the table below:

Location	Type of Stabilization	Maximum Time to Stabilize
Sediment Controls	Temporary Seeding	Seven (7) Calendar Days from the initial completed construction of the bmp device (ex: ditches, sediment traps, dewatering basins, etc.
Short term inactivity not meeting final grade and not to exceed six (6) months	Temporary Seeding	Fourteen (14) Calendar Days from the ceasing of ground disturbing Work in the location.
Areas meeting final grades	Permanent Seeding	Seven (7) Calendar Days from the ceasing of ground disturbing Work in the location.

1.10 POINTS OF INGRESS AND EGRESS.

- A. Construct, maintain, and remove stabilized pads of aggregate on a filter cloth base at each entrance to and exit from the construction site so that construction vehicles and equipment do not track sediment off-site. Construct entrances in accordance with the Standard Construction Detail, Stabilized Construction Entrance, at the locations shown on the Plans, and as directed by the Engineer.

PART 2 - PRODUCTS

2.1 SEED

- A. Grass Seed: Fresh, clean, dry, new-crop seed complying with AOSA's "Rules for Testing Seeds" for purity and germination tolerances.
- B. Seed Species:
 1. Quality: State-certified seed of grass species as noted on the Plans.
 2. Mix Composition: The contractor shall submit all seed mixes to the Engineer for approval prior to ordering. Example seed mixes are listed below for reference, although actual mixes are subject to change depending on availability.

FLOODPLAIN MIX		
MIX %	SCIENTIFIC	COMMON
10	<i>Andropogon gerardii</i> , 'Niagara'	Big Bluestem, 'Niagara'
1	<i>Asclepias incarnata</i> , PA Ecotype	Swamp Milkweed, PA Ecotype
0.5	<i>Aster novae-angliae</i>	<i>Symphyotrichum</i> n., PA Ecotype (New England Aster, PA Ecotype)
1	<i>Aster puniceus</i> , PA Ecotype	Purplestem Aster, PA Ecotype
0.5	<i>Aster umbellatus</i> , PA Ecotype	Flat Topped White Aster, PA Ecotype
10	<i>Carex lurida</i> , PA Ecotype	Lurid (Shallow) Sedge, PA Ecotype
8	<i>Carex scoparia</i> , PA Ecotype	Blunt Broom Sedge, PA Ecotype
10	<i>Carex vulpinoidea</i> , PA Ecotype	Fox Sedge, PA Ecotype
1	<i>Desmodium paniculatum</i> , PA Ecotype	Panicleleaf Ticktrefoil, PA Ecotype
20	<i>Elymus riparius</i> , PA Ecotype	Riverbank Wildrye, PA Ecotype
0.5	<i>Eupatorium fistulosum</i> , PA Ecotype	Joe Pye Weed, PA Ecotype
1	<i>Eupatorium perfoliatum</i> , PA Ecotype	Boneset, PA Ecotype
2	<i>Heliopsis helianthoides</i> , PA Ecotype	Oxeye Sunflower, PA Ecotype
3	<i>Juncus effusus</i>	Soft Rush
0.1	<i>Mimulus ringens</i> , PA Ecotype	Square Stemmed Monkeyflower, PA Ecotype
0.5	<i>Monarda fistulosa</i> , Fort Indiantown Gap-PA Ecotype	Wild Bergamot, Fort Indiantown Gap-PA Ecotype
20.6	<i>Panicum clandestinum</i> , 'Tioga'	Deertongue, 'Tioga'
7.2	<i>Panicum virgatum</i> , 'Shawnee'	Switchgrass, 'Shawnee'
0.1	<i>Pycnanthemum tenuifolium</i>	Narrowleaf Mountainmint
2	<i>Verbena hastata</i> , PA Ecotype	Blue Vervain, PA Ecotype
0.5	<i>Vernonia noveboracensis</i> , PA Ecotype	New York Ironweed, PA Ecotype
0.5	<i>Zizia aurea</i> , PA Ecotype	Golden Alexanders, PA Ecotype

RIPARIAN BUFFER MIX		
MIX %	SCIENTIFIC	COMMON
10	<i>Andropogon gerardii</i> , 'Niagara'	Big Bluestem, 'Niagara'
2.5	<i>Asclepias incarnata</i> , PA Ecotype	Swamp Milkweed, PA Ecotype
1.5	<i>Aster novae-angliae</i>	<i>Symphyotrichum</i> n., PA Ecotype (New England Aster, PA Ecotype)
0.5	<i>Aster umbellatus</i> , PA Ecotype	Flat Topped White Aster, PA Ecotype
4	<i>Chamaecrista fasciculata</i> , PA Ecotype	Partridge Pea, PA Ecotype
16.5	<i>Elymus virginicus</i> , PA Ecotype	Virginia Wildrye, PA Ecotype
0.5	<i>Eupatorium fistulosum</i> , PA Ecotype	Joe Pye Weed, PA Ecotype
1	<i>Eupatorium perfoliatum</i> , PA Ecotype	Boneset, PA Ecotype

2.5	<i>Heliopsis helianthoides</i> , PA Ecotype	Oxeye Sunflower, PA Ecotype
2	<i>Juncus effusus</i>	Soft Rush
2	<i>Juncus tenuis</i> , PA Ecotype	Path Rush, PA Ecotype
30	<i>Panicum clandestinum</i> , 'Tioga'	Deertongue, 'Tioga'
7	<i>Panicum virgatum</i> , 'Carthage', NC Ecotype	Switchgrass, 'Carthage', NC Ecotype
0.2	<i>Pycnanthemum tenuifolium</i>	Narrowleaf Mountainmint
3	<i>Rudbeckia hirta</i> , Coastal Plain NC Ecotype	Blackeyed Susan, Coastal Plain NC Ecotype
16	<i>Sorghastrum nutans</i> , PA Ecotype	Indiangrass, PA Ecotype
0.8	<i>Vernonia noveboracensis</i> , PA Ecotype	New York Ironweed, PA Ecotype

FACW WETLAND MEADOW MIX		
MIX %	SCIENTIFIC	COMMON
0.9	<i>Alisma subcordatum</i> , PA Ecotype	Mud Plantain (Water Plantain), PA Ecotype
1.5	<i>Asclepias incarnata</i> , PA Ecotype	Swamp Milkweed, PA Ecotype
1	<i>Aster umbellatus</i> , PA Ecotype	Flat Topped White Aster, PA Ecotype
0.5	<i>Carex intumescens</i> , PA Ecotype	Bladder Sedge, PA Ecotype
17	<i>Carex lupulina</i> , PA Ecotype	Hop Sedge, PA Ecotype
16.3	<i>Carex scoparia</i> , PA Ecotype	Blunt Broom Sedge, PA Ecotype
32	<i>Carex vulpinoidea</i> , PA Ecotype	Fox Sedge, PA Ecotype
0.2	<i>Chelone glabra</i> , PA Ecotype	Turtlehead, PA Ecotype
1.5	<i>Cinna arundinacea</i> , PA Ecotype	Wood Reedgrass, PA Ecotype
20	<i>Elymus virginicus</i> , PA Ecotype	Virginia Wildrye, PA Ecotype
0.3	<i>Eupatorium fistulosum</i> , PA Ecotype	Joe Pye Weed, PA Ecotype
1	<i>Eupatorium perfoliatum</i> , PA Ecotype	Boneset, PA Ecotype
2	<i>Heliopsis helianthoides</i> , PA Ecotype	Oxeye Sunflower, PA Ecotype
3	<i>Juncus effusus</i>	Soft Rush
0.5	<i>Juncus tenuis</i> , PA Ecotype	Path Rush, PA Ecotype
0.3	<i>Penthorum sedoides</i> , PA Ecotype	Ditch Stonecrop, PA Ecotype
0.5	<i>Scirpus cyperinus</i> , PA Ecotype	Woolgrass, PA Ecotype
1.5	<i>Zizia aurea</i>	Golden Alexanders

OBL WETLAND MIX		
MIX %	SCIENTIFIC	COMMON
35	<i>Carex vulpinoidea</i> , PA Ecotype	Fox Sedge, PA Ecotype
17	<i>Carex lurida</i> , PA Ecotype	Lurid (Shallow) Sedge, PA Ecotype
15	<i>Carex lupulina</i> , PA Ecotype	Hop Sedge, PA Ecotype

8.8	Carex scoparia, PA Ecotype	Blunt Broom Sedge, PA Ecotype
4.5	Sparganium eurycarpum, PA Ecotype	Giant Bur Reed, PA Ecotype
4	Verbena hastata, PA Ecotype	Blue Vervain, PA Ecotype
3	Juncus effusus	Soft Rush
2.5	Sparganium americanum	Eastern Bur Reed
1	Asclepias incarnata, PA Ecotype	Swamp Milkweed, PA Ecotype
1	Aster puniceus, PA Ecotype	Purplestem Aster, PA Ecotype
1	Aster umbellatus, PA Ecotype	Flat Topped White Aster, PA Ecotype
1	Eupatorium perfoliatum, PA Ecotype	Boneset, PA Ecotype
1	Iris versicolor, PA Ecotype	Blueflag, PA Ecotype
1	Onoclea sensibilis	Sensitive Fern
1	Scirpus cyperinus, PA Ecotype	Woolgrass, PA Ecotype
0.5	Alisma subcordatum, PA Ecotype	Mud Plantain (Water Plantain), PA Ecotype
0.5	Eupatorium maculatum, PA Ecotype	Spotted Joe Pye Weed, PA Ecotype
0.5	Ludwigia alternifolia, PA Ecotype	Seedbox, PA Ecotype
0.5	Mimulus ringens, PA Ecotype	Square Stemmed Monkeyflower, PA Ecotype
0.5	Scirpus validus, PA Ecotype	Softstem Bulrush, PA Ecotype
0.5	Solidago patula, PA Ecotype	Roughleaf Goldenrod, PA Ecotype
0.2	Chelone glabra, PA Ecotype	Turtlehead, PA Ecotype

PA Piedmont Province Riparian Mix		
MIX %	SCIENTIFIC	COMMON
18	Elymus riparius, PA Ecotype	Riverbank Wildrye, PA Ecotype
14	Sorghastrum nutans, PA Ecotype	Indiangrass, PA Ecotype
12	Schizachyrium scoparium, Fort Indiantown Gap-PA Ecotype	Little Bluestem, Fort Indiantown Gap-PA Ecotype
9	Carex vulpinoidea, PA Ecotype	Fox Sedge, PA Ecotype
8	Panicum clandestinum, 'Tioga'	Deertongue, 'Tioga'
7	Andropogon gerardii, 'Niagara'	Big Bluestem, 'Niagara'
7	Senna hebecarpa, VA & WV Ecotype	Wild Senna, VA & WV Ecotype
6	Aster umbellatus, PA Ecotype	Flat Topped White Aster, PA Ecotype
5	Heliopsis helianthoides, PA Ecotype	Oxeye Sunflower, PA Ecotype
4	Elymus virginicus, PA Ecotype	Virginia Wildrye, PA Ecotype
3	Juncus effusus	Soft Rush
3	Vernonia noveboracensis, PA Ecotype	New York Ironweed, PA Ecotype
2	Panicum rigidulum, PA Ecotype	Redtop Panicgrass, PA Ecotype
2	Panicum virgatum, 'Shelter'	Switchgrass, 'Shelter'

2.2 FERTILIZERS

- A. Commercial Fertilizer: Commercial-grade complete fertilizer of neutral character, consisting of fast- and slow-release nitrogen, 50 percent derived from natural organic sources of urea formaldehyde, phosphorous, and potassium in the following composition:
 - 1. Composition: 1 lb/1,000 sq. ft. of actual nitrogen, 4 percent phosphorous, and 2 percent potassium, by weight.
- B. Slow-Release Fertilizer: Granular or pelleted fertilizer consisting of 50 percent water-insoluble nitrogen, phosphorus, and potassium in the following composition:
 - 1. Composition: 20 percent nitrogen, 10 percent phosphorous, and 10 percent potassium, by weight.

2.3 MULCHES

- A. Use only mulch that is biodegradable and free of contaminants. Photodegradable products are not acceptable.
- B. Mulches, except as shown on Plans, are incidental to Seeding.

2.4 TOPSOIL

- A. Topsoil friable loam soil of uniform quality and free from heavy clay, frozen clods, lumps exceeding 2 inches in diameter, plants, roots, sticks, and foreign materials harmful to plant growth, such as fragments of bituminous, concrete pavement, and surface treatment.
- B. Topsoil reasonably free of noxious perennial weeds or wood vegetation and completely void of Johnsongrass (*Sorghum halapense*), Canada Thistle (*Cirsium arvense*), Burcucumber (*Sicyos angulatus*), Giant Ragweed (*Ambrosia trifida*) and Texas Amaranth (*Amaranthus palmeri*).
- C. Topsoil cannot be delivered until the source of supply has been approved by the Engineer.

2.5 WATER

- A. Use only water meeting the requirements of DelDOT Section 1021.

PART 3 - EXECUTION

3.1 TOPSOIL

- A. Clear all areas from which topsoil is to be secured of all brush, sticks, weeds, stones, bricks, ashes, and other refuse which may hinder or prevent growth of future plant materials placed in the topsoil.

- B. When securing topsoil from an approved source, strata or seams of material not meeting the requirements of topsoil will be removed from the source by the Contractor. If these materials cannot be removed without contaminating the topsoil brought to the jobsite, the source will be abandoned.
- C. Placement of frozen topsoil or topsoil on frozen grade is not permitted. Remove clods and lumps exceeding 2 inches in diameter.
- D. Thoroughly loosen topsoil to a depth of 3 inches within 72 hours before seeding.
- E. Spread topsoil on these areas to a depth sufficiently greater than that specified on the Plans, so that after natural settlement has taken place the Work will conform to the elevations on the Plans.
- F. Moisten prepared area before planting if soil is dry. Water thoroughly and allow surface to dry before planting. Do not create muddy soil
- G. Before planting, obtain Architect's acceptance of finish grading; restore planting areas if eroded or otherwise disturbed after finish grading.
- H. Maintain the topsoil until Substantial Completion and Acceptance of the Contract.
- I. Maintenance consists of preserving, protecting, replacing, and such other Work as may be necessary to keep the topsoil in a satisfactory condition.

3.2 SEEDING

- A. Sow seed with spreader or seeding machine. Do not broadcast or drop seed when wind velocity exceeds 5 mph.
 - 1. Evenly distribute seed by sowing equal quantities in two directions at right angles to each other.
 - 2. Do not use wet seed or seed that is moldy or otherwise damaged.
 - 3. Do not seed against existing trees. Limit extent of seed to outside edge of planting saucer.
- B. Sow seed at a total rate of as defined on the approved plans. The Contractor shall contact the Engineer to verify seeding rate prior to ordering seed mix.
- C. Rake seed lightly into top 1/8 inch of soil, roll lightly, and water with fine spray.
- D. Treat all disturbed areas meeting final grade with permanent seeding.
- E. Treat all areas not meeting final grade with temporary seeding according to the appropriate seeding dates specified in the Table below:

Species	% Weed	% Purity	% Germination	Lbs./Ac	Seeding Dates
Winter Cereal Rye (<i>Secale cereal</i>)	0.75	98	85	50	Nov 1- Feb 15
Annual Ryegrass (<i>Lolium multiflorum</i>)	0.15	95	90	40	Feb 16 - Apr 30 & Aug 1 - Oct 31
Foxtail Millet (<i>Setaria italic</i>)	0.5	95	95	40	May 1 - July 31

3.3 MULCHING

- A. Immediately after seeding operations have been completed, spread uniformly at a minimum rate as shown on Erosion and Sediment Control Details to form a continuous blanket in loose thickness over seeded areas.
 1. Anchor straw mulch by crimping into soil with suitable mechanical equipment.
- B. Place immediately after seeding operations have been completed.

3.4 TURF MAINTENANCE

- A. General: Maintain and establish turf by watering, fertilizing, weeding, mowing, trimming, replanting, and performing other operations as required to establish healthy, viable turf. Roll, regrade, replant, and remulch bare or eroded areas to produce a uniformly smooth turf. Provide materials and installation the same as those used in the original installation.
- B. Mow turf as soon as top growth is tall enough to cut. Repeat mowing to maintain specified height without cutting more than one-third of grass height. Remove no more than one-third of grass-leaf growth in initial or subsequent mowings.
- C. All seeded areas without plantings within the limits of construction shall be mowed for a period of six (6) months following final stabilization unless otherwise directed by the Owner.

3.5 SATISFACTORY TURF

- A. Permanent and Temporary Grass Seeding shall be defined by establishment of a uniform stand of perennial grass species having attained a height of three (3) inches with a density of 70% of the seeded area as determined by the Certified Construction Reviewer (CCR).

END OF SECTION 32 92 00

APPENDIX #1

DNREC Division of Watershed Stewardship – Detailed Plan Approval (Pending)

APPENDIX #2

USACE Nationwide Permit #27

Permit A: Area A, Area C, Area D, & Area E (Pending)

Permit B: Area B (Pending)

APPENDIX #3

Delaware State Historic Preservation Office (SHPO) - Letter of No Adverse Effect

Concurrence A: Area A, Area C, Area D, & Area E – Dated 11/26/2018

Permit B: Area B - Pending

November 26, 2018

Review Code: 2018.10.08.04

John McCarthy,
Cultural Resources Unit of the State Parks
DNREC

SUBJECT: Section 106 of Farm Lane Culvert and Flood Mitigation Areas (Except Area B), Auburn Mills Historic District (N05003) in Auburn Valley State Park

Dear Mr. McCarthy,

The staff of the State Historic Preservation Office has reviewed the materials submitted regarding the above cited project. It is our current understanding the Auburn Mills and Yorklyn historic districts repeatedly suffer damage from flood events. The proposed AVSP Flood Mitigation Areas will rehabilitate or create wetlands in order to protect these districts. As these parcels flood regularly, there is little possibility for them to contain intact significant archaeological deposits, with the exception of Area B on the floodplain adjacent to Farm Lane. We concur with your plan of testing in Area B, until the presence of archaeological deposits can be verified and evaluation.

The proposed culvert and realignment of Farm Lane will alter the appearance on the landscape on the northwestern side of the district. As stated in your earlier memo, "the Parks is committed to the use of appropriately colored, molded stone facing on the parapet walls, abutments, and wing walls" to buffer in the impacts of new construction. According to the National Register form of the Auburn Mills Historic District (N05003), the property is significant for the "continuity of the mill seat from the 1700's to the present and the interaction between work and the mills and family life of the community." The proposed project will not adversely impact these characteristics, nor the "archaeological, industrial and inventive qualities of the complex". The only contributing elements to the historic district in farm lane area are the trolley line and mill race itself. As the project is designed to minimize any impact to the features with buffered visual impacts, the undertaking will not have an adverse effect on the Auburn Mills Historic District.

If you have any question, please contact me at craig.lukezic@state.de.us


Craig Lukezic

Cultural Resource Specialist/Archaeologist

cc: Gwen Davis,
Deputy SHPO, Division of Historical and Cultural Affairs

APPENDIX #4

Architectural Accessibility Board – “No Impact” Approval



STATE OF DELAWARE
Architectural Accessibility Board
540 S. DuPont Highway, Suite 1
Dover, Delaware 19901

August 28, 2018

Mr. Mark Strickland
Century Engineering, Inc
4134 North DuPont Highway
Dover, DE 19901

RE: Auburn Heights – Wetland Restoration and Flood Mitigation
Case No. 18091

Dear Mr. Strickland:

The plans and drawings you submitted regarding the above referenced project has been reviewed for accessibility related issues. It appears that this work will not impact or affect the usability or accessibility of the facility's elements or spaces. As such, this project has been approved by the Architectural Accessibility Board.

If you have any questions regarding this approval, please contact me at (302) 739-5644.

Very truly yours,

A handwritten signature in blue ink, appearing to read 'Jennifer Lieber'.

Jennifer Lieber
Chief Administrator, AAB

cc: Board Members

APPENDIX #5

Division of Facilities Management Approval



**STATE OF DELAWARE
EXECUTIVE DEPARTMENT
OFFICE OF MANAGEMENT AND BUDGET**

September 18, 2018

Mr. Walter Hoey, III, P.E.
Century Engineering, Inc.
4135 North DuPont Highway
Dover, DE 19901

RE: DEPARTMENT OF NATURAL RESOURCES AND ENVIRONMENTAL CONTROL
Auburn Heights Preserve – Flood & Wetland Mitigation Sites
Final Construction Documents - Review and Approval

Dear Mr. Hoey:

We have reviewed and "Approved" the subject project documents submitted to our office on August 30, 2018. These documents, along with our review comments, appear to be complete and suitable for soliciting competitive bids.

Should you have any questions or require additional information, please contact our office at (302) 739-5644.

Sincerely,

Robert Minikel, P.E.
Acting Chief of Engineering & Operations

RM/rnb \DFM\REVIEWS\CONSTR\FY19\1908311A\DOC

Enclosures

cc: Cindy Todd, Department of Natural Resources and Environmental Control
Julio Seneus, Department of Natural Resources and Environmental Control

Design Document Review Summary

DFM Log Number: 1908311A
Date PM Received: August 30, 2018
Date Engineering Dept. Recvd: August 30, 2018
Project Meeting Date: August 31, 2018
Project Name: Auburn Heights Preserve – Flood & Wetland Mitigation Sites
Project Number:
Level of Review Requested: Final
Owner: DNREC
Architect/Engineer of Record: Century Engineering, Inc.
Reviewer: Robert Minikel, P. E.
Date Given to DFM A/E: September 7, 2018
Due Date: September 17, 2018
CC:
Review Status: Approved

Review Summary:

9/17/2018

Mandatory Comments for Approval:

None.

Suggested Comments:

Have Dept of Ag test seed compostion.

APPENDIX #6

New Castle County – Floodplain Permit (Pending)