



**CONTRACT DOCUMENTS & TECHNICAL SPECIFICATIONS  
ADDENDUM NO. 3**

**Auburn Heights Preserve  
Paper Mill Bridge  
Contract No. 2015-NVF-100**

**ADDENDUM NO. 3**

Project Name: Auburn Heights Preserve  
Paper Mill Bridge

Contract No.: 2015-NVF-100

Date of Issue: August 11, 2017

Notice No. 3: Attach this addendum to the Project Manual for this project. It modifies and becomes part of the Bidding Documents. Work or material not specifically mentioned herein is to be as described in the main body of the specifications and as shown on the drawings.

Bids Due: August 17, 2017, 1:00 PM

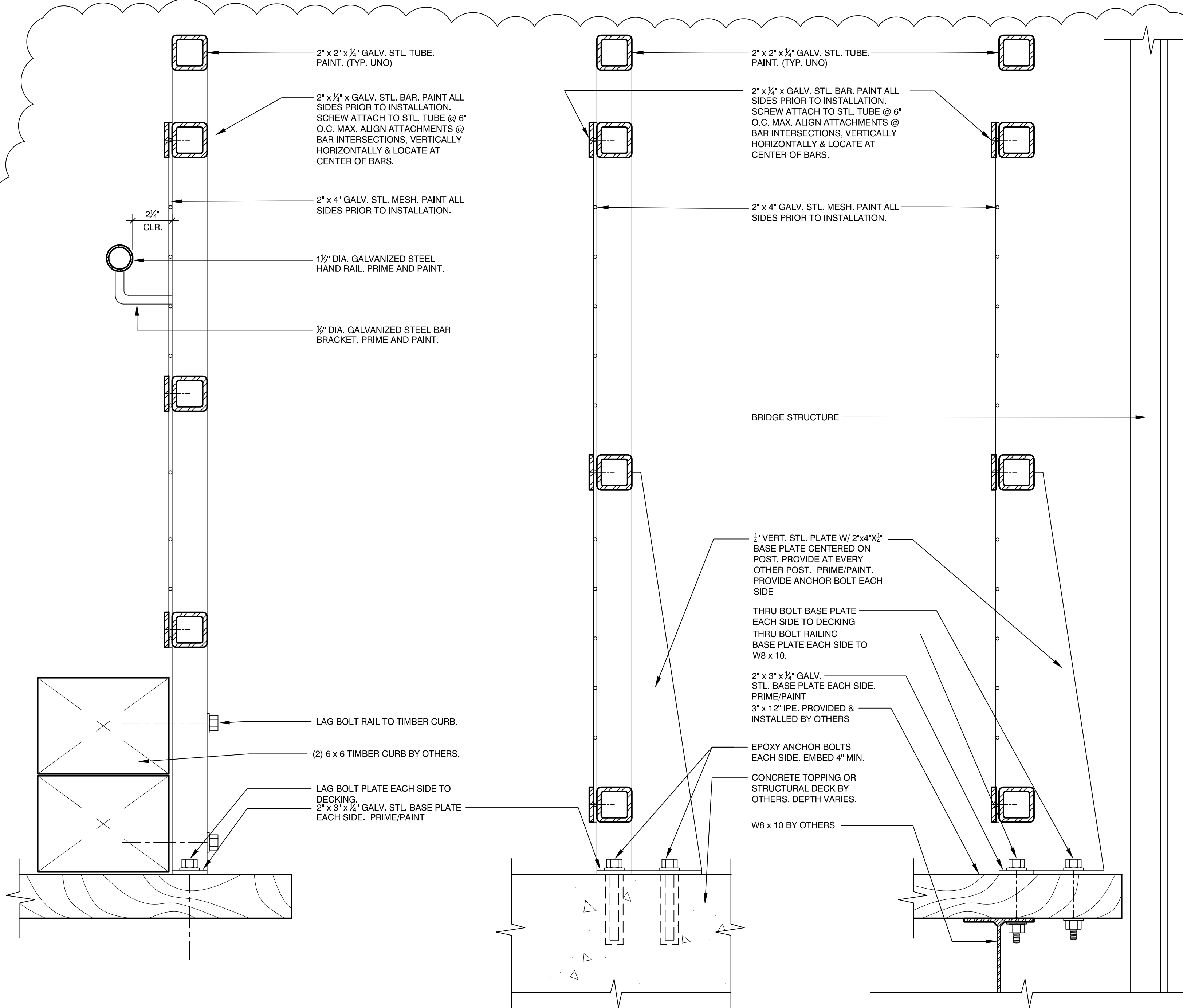
**"DNREC CONTRACT NO. 2015-NVF-100 SEALED BID – DO NOT OPEN".**

Dept. of Natural Resources & Environmental Control  
Division of Parks and Recreation  
Office of Design and Development  
89 Kings Highway, Dover DE 19901  
Attn: Cindy A. Todd, RLA. Phone Number: 302-739-9210

**DRAWINGS:**

**Sheet P-4:** The sheet is revised and reissued as part of this addendum. Generally, the following modifications were made:

1. Details 1 and 2 were reversed to allow maintenance on the mesh from the interior side.
2. Details 3 and 4 were modified to take into account the timber curb. The railing will set behind the curb and be attached to it. The lower rail was raised to place it above the curb.
3. Detail 5 was modified to allow for maintenance on the bridge side and to add a vertical brace.
4. Detail 6 was modified to allow for maintenance on the bridge side and to add a vertical brace.
5. Detail 7 was modified by relocating the railing behind the curb and to raise the bottom rail.

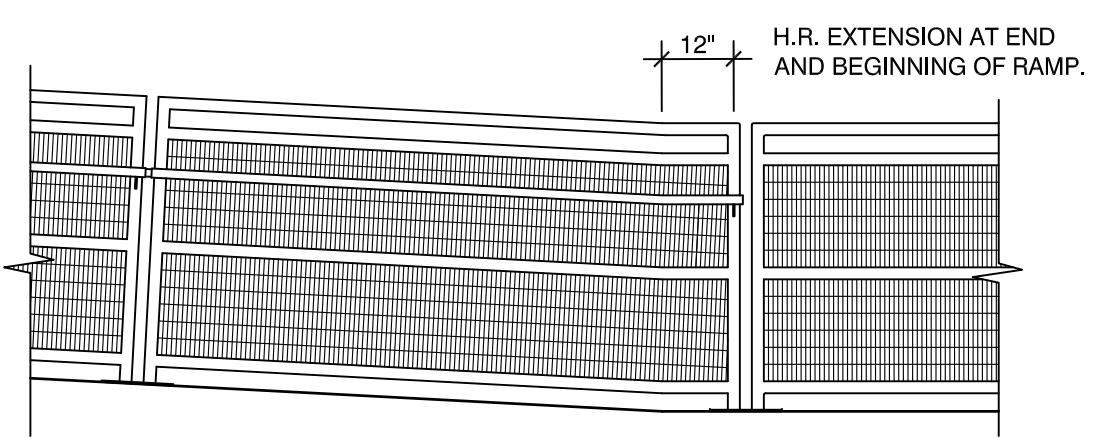


**7 SECTION - RAILING - WITH HAND RAIL**  
SCALE: 3" = 1'-0" WOOD DECK

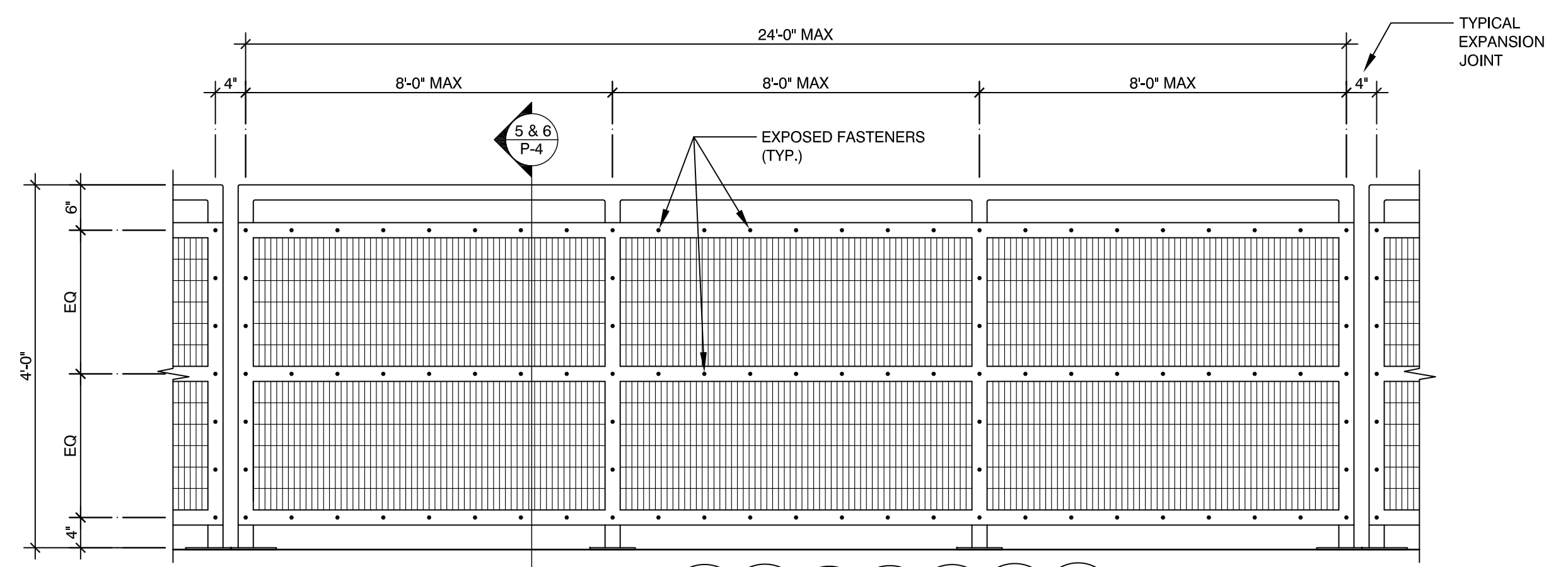
**6 SECTION - RAILING**  
SCALE: 3" = 1'-0" CONC. DECK

**5 SECTION - RAILING**  
SCALE: 3" = 1'-0" BRIDGE

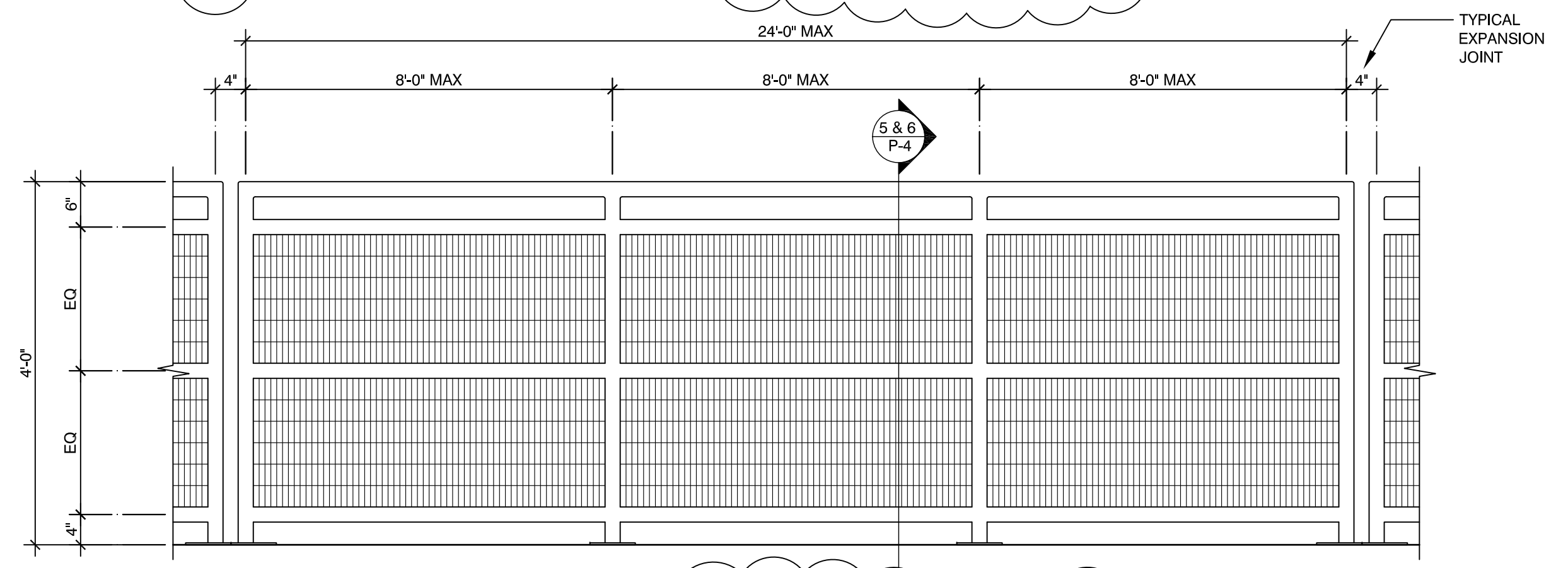
NOTE: RAILING TYPE 7A IS SIMILAR TO RAILING TYPE 7 EXCEPT FOR THE FOLLOWING:  
1. DELETE LAG BOLTS AND BASE PLATES.  
2. ADD 3-FEET TO POSTS.  
3. SET POSTS IN 12-DIAMETER CONCRETE FOOTINGS.



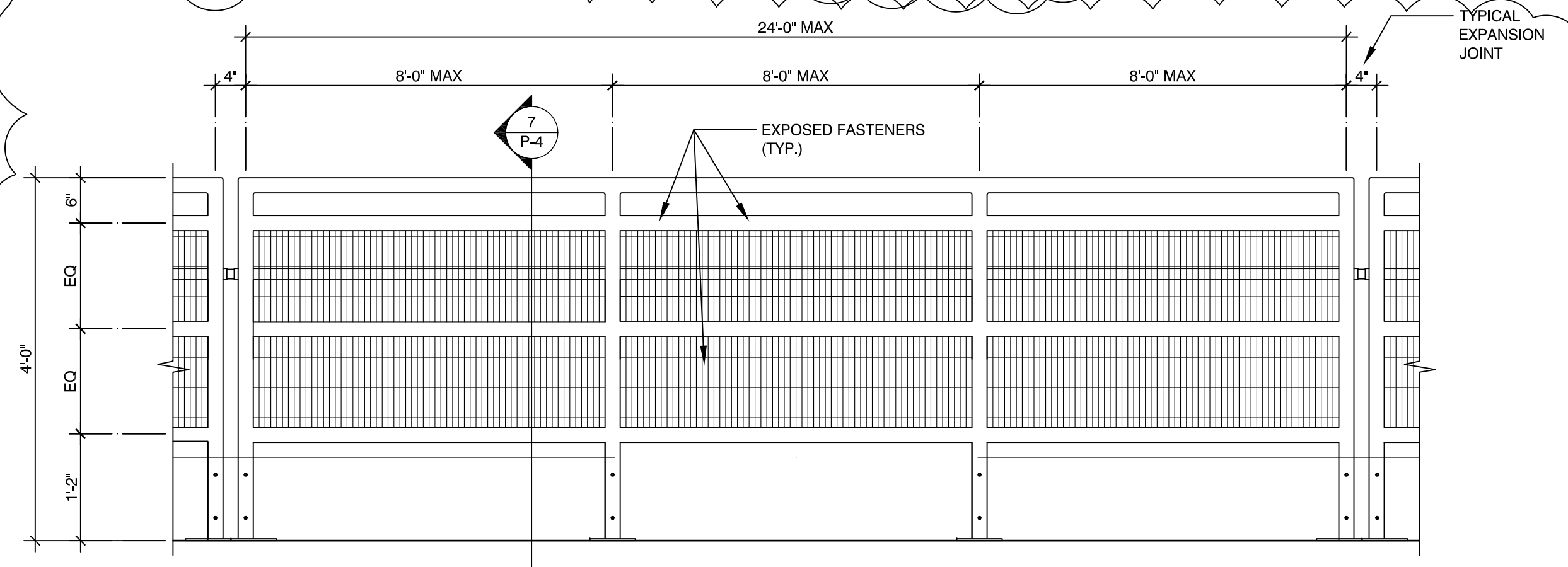
**8 RAILING PARTIAL ELEVATION @ RAMP/WALK TRANSITION**  
SCALE: 3/8" = 1'-0"



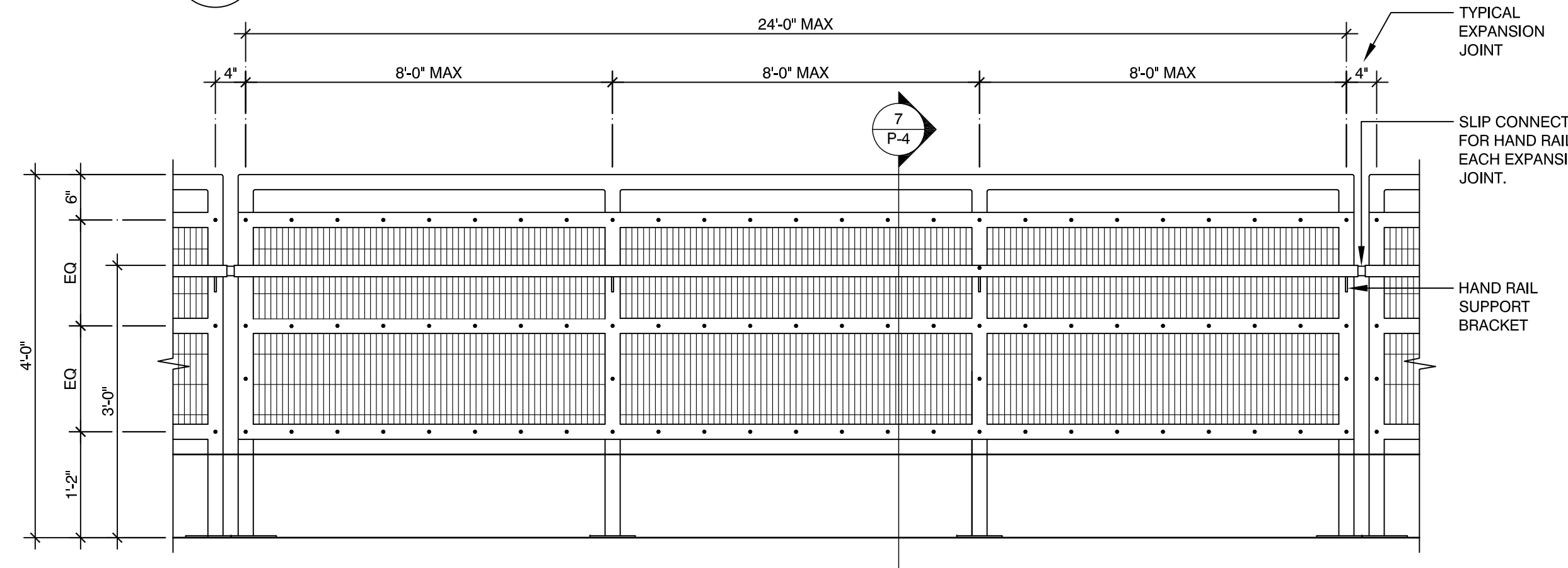
**1 PROPOSED RAILING - BRIDGE SIDE ELEVATION - NO HAND RAIL**  
SCALE: 3/4" = 1'-0"



**2 PROPOSED RAILING - EXTERIOR ELEVATION - NO HAND RAIL**  
SCALE: 3/4" = 1'-0"



**3 PROPOSED RAILING - EXTERIOR ELEVATION - WITH HAND RAIL**  
SCALE: 3/4" = 1'-0"



**4 PROPOSED RAILING - BRIDGE SIDE ELEVATION - WITH HAND RAIL**  
SCALE: 3/4" = 1'-0"

DATE:	DESCRIPTION:	BY:	
		BY:	
AUBURN HEIGHTS PRESERVE PAPER MILL BRIDGE		RAILING ELEVATIONS AND SECTIONS	
		DESIGNED BY: O.D.D.	
		DRAWN BY: O.D.D.	
		BUILDING NO.: N/A	
		DATE: 03/16/2017	
		SCALE: AS NOTED	
		SHEET NO.: P-4	
		PARKS PROJECT #: NVF-4	
		CONTRACT #: 2015-NVF-100	