

**769 Open Data Portal Software and Services
State Contract Spend Summary**

	Aggregate Total Contract Spend				
	FY13	FY14	FY15	FY16	FY17
JUL	\$ -	\$ -	\$ -	\$ -	\$ -
AUG	\$ -	\$ -	\$ -	\$ -	\$ -
SEP	\$ -	\$ -	\$ -	\$ -	\$ -
OCT	\$ -	\$ -	\$ -	\$ -	\$ 110,253
NOV	\$ -	\$ -	\$ -	\$ -	\$ -
DEC	\$ -	\$ -	\$ -	\$ -	\$ -
JAN	\$ -	\$ -	\$ -	\$ -	\$ -
FEB	\$ -	\$ -	\$ -	\$ -	\$ -
MAR	\$ -	\$ -	\$ -	\$ -	\$ -
APR	\$ -	\$ -	\$ -	\$ -	\$ -
MAY	\$ -	\$ -	\$ -	\$ -	\$ -
JUN	\$ -	\$ -	\$ -	\$ -	\$ -
YTD Comparative Mo. Avg	\$0	\$0	\$0	\$0	\$ 110,253
YTD Comparative Total	\$ -	\$ -	\$ -	\$ -	\$ 110,253
% Increase		0.0%	0.0%	0.0%	0.0%

	Total Agency Contract Spend				
	FY13	FY14	FY15	FY16	FY17
JUL	\$ -	\$ -	\$ -	\$ -	\$ -
AUG	\$ -	\$ -	\$ -	\$ -	\$ -
SEP	\$ -	\$ -	\$ -	\$ -	\$ -
OCT	\$ -	\$ -	\$ -	\$ -	\$ 110,253
NOV	\$ -	\$ -	\$ -	\$ -	\$ -
DEC	\$ -	\$ -	\$ -	\$ -	\$ -
JAN	\$ -	\$ -	\$ -	\$ -	\$ -
FEB	\$ -	\$ -	\$ -	\$ -	\$ -
MAR	\$ -	\$ -	\$ -	\$ -	\$ -
APR	\$ -	\$ -	\$ -	\$ -	\$ -
MAY	\$ -	\$ -	\$ -	\$ -	\$ -
JUN	\$ -	\$ -	\$ -	\$ -	\$ -
YTD Comparative Mo. Avg	\$0	\$0	\$0	\$0	\$ 9,188
YTD Comparative Total	\$ -	\$ -	\$ -	\$ -	\$ 110,253
% Increase		0.0%	0.0%	0.0%	0.0%

	Total School Contract Spend				
	FY13	FY14	FY15	FY16	FY17
JUL	\$ -	\$ -	\$ -	\$ -	\$ -
AUG	\$ -	\$ -	\$ -	\$ -	\$ -
SEP	\$ -	\$ -	\$ -	\$ -	\$ -
OCT	\$ -	\$ -	\$ -	\$ -	\$ -
NOV	\$ -	\$ -	\$ -	\$ -	\$ -
DEC	\$ -	\$ -	\$ -	\$ -	\$ -
JAN	\$ -	\$ -	\$ -	\$ -	\$ -
FEB	\$ -	\$ -	\$ -	\$ -	\$ -
MAR	\$ -	\$ -	\$ -	\$ -	\$ -
APR	\$ -	\$ -	\$ -	\$ -	\$ -
MAY	\$ -	\$ -	\$ -	\$ -	\$ -
JUN	\$ -	\$ -	\$ -	\$ -	\$ -
YTD Comparative Mo. Avg	\$0	\$0	\$0	\$0	\$0
YTD Comparative Total	\$ -	\$ -	\$ -	\$ -	\$ -
% Increase		0.0%	0.0%	0.0%	0.0%

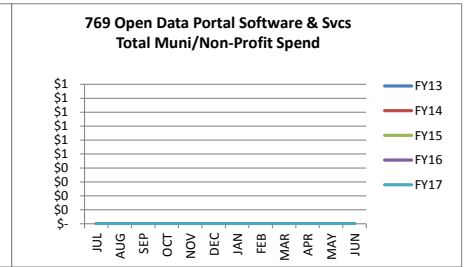
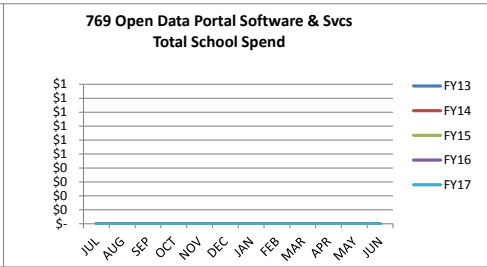
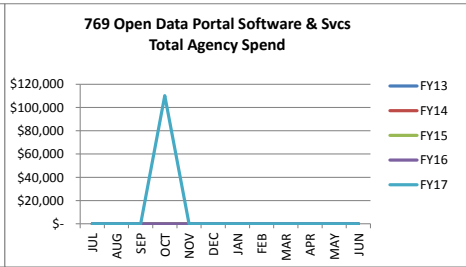
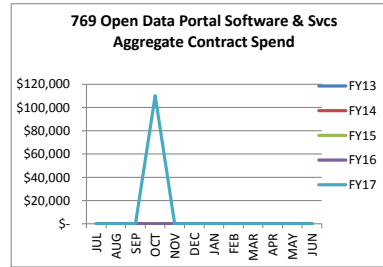
	Total Municipality Contract Spend				
	FY13	FY14	FY15	FY16	FY17
JUL	\$ -	\$ -	\$ -	\$ -	\$ -
AUG	\$ -	\$ -	\$ -	\$ -	\$ -
SEP	\$ -	\$ -	\$ -	\$ -	\$ -
OCT	\$ -	\$ -	\$ -	\$ -	\$ -
NOV	\$ -	\$ -	\$ -	\$ -	\$ -
DEC	\$ -	\$ -	\$ -	\$ -	\$ -
JAN	\$ -	\$ -	\$ -	\$ -	\$ -
FEB	\$ -	\$ -	\$ -	\$ -	\$ -
MAR	\$ -	\$ -	\$ -	\$ -	\$ -
APR	\$ -	\$ -	\$ -	\$ -	\$ -
MAY	\$ -	\$ -	\$ -	\$ -	\$ -
JUN	\$ -	\$ -	\$ -	\$ -	\$ -
YTD Comparative Mo. Avg	\$0	\$0	\$0	\$0	\$0
YTD Comparative Total	\$ -	\$ -	\$ -	\$ -	\$ -
% Increase		0.0%	0.0%	0.0%	0.0%

Overall Mo. Avg \$0 \$0 \$0 \$0 \$ 9,188
 Overall Year Total \$ - \$ - \$ - \$ - \$ 110,253
 Overall % Increase 0.0% 0.0% 0.0% 0.0% 0.0%

Overall Mo. Avg \$0 \$0 \$0 \$0 \$ 9,188
 Overall Year Total \$ - \$ - \$ - \$ - \$ 110,253
 Overall % Increase 0.0% 0.0% 0.0% 0.0% 0.0%

Overall Mo. Avg \$0 \$0 \$0 \$0 \$0
 Overall Year Total \$ - \$ - \$ - \$ - \$ -
 Overall % Increase 0.0% 0.0% 0.0% 0.0% 0.0%

Overall Mo. Avg \$0 \$0 \$0 \$0 \$0
 Overall Year Total \$ - \$ - \$ - \$ - \$ -
 Overall % Increase 0.0% 0.0% 0.0% 0.0% 0.0%



(based on monthly average)