

649 Charitable Campaign Administrator State Contract Spend Summary

	Aggregate Total Contract Spend				
	FY13	FY14	FY15	FY16	FY17
JUL	\$ -	\$ 11,658	\$ 24,345	\$ 22,728	\$ 20,698
AUG	\$ -	\$ 19,616	\$ 24,225	\$ 21,669	\$ 29,301
SEP	\$ -	\$ 16,623	\$ 24,015	\$ 27,032	\$ 31,307
OCT	\$ -	\$ 11,632	\$ 41,299	\$ 45,003	\$ 31,770
NOV	\$ -	\$ 77,124	\$ 71,606	\$ 48,260	\$ 52,853
DEC	\$ -	\$ 31,648	\$ 25,618	\$ 25,172	\$ 38,219
JAN	\$ -	\$ 26,002	\$ 24,651	\$ 21,100	\$ 21,002
FEB	\$ -	\$ 27,154	\$ 37,633	\$ 22,003	\$ -
MAR	\$ -	\$ 24,542	\$ 23,238	\$ 36,205	\$ -
APR	\$ -	\$ 24,752	\$ 23,202	\$ 30,030	\$ -
MAY	\$ -	\$ 35,584	\$ 33,627	\$ 20,831	\$ -
JUN	\$ -	\$ 24,395	\$ 22,892	\$ 20,812	\$ -
YTD Comparative Mo. Avg	\$0	\$ 27,561	\$ 31,363	\$ 28,404	\$ 32,164
YTD Comparative Total	\$ -	\$ 330,731	\$ 376,350	\$ 340,844	\$ 225,149
% Increase		0.0%	13.8%	-9.4%	13.2%

	Total Agency Contract Spend				
	FY13	FY14	FY15	FY16	FY17
JUL	\$ -	\$ 11,658	\$ 24,345	\$ 22,728	\$ 20,698
AUG	\$ -	\$ 19,616	\$ 24,225	\$ 21,669	\$ 29,301
SEP	\$ -	\$ 16,623	\$ 24,015	\$ 27,032	\$ 31,307
OCT	\$ -	\$ 11,632	\$ 41,299	\$ 45,003	\$ 31,770
NOV	\$ -	\$ 77,124	\$ 71,606	\$ 48,260	\$ 52,853
DEC	\$ -	\$ 31,648	\$ 25,618	\$ 25,172	\$ 38,219
JAN	\$ -	\$ 26,002	\$ 24,651	\$ 21,100	\$ 21,002
FEB	\$ -	\$ 27,154	\$ 37,633	\$ 22,003	\$ -
MAR	\$ -	\$ 24,542	\$ 23,238	\$ 36,205	\$ -
APR	\$ -	\$ 24,752	\$ 23,202	\$ 30,030	\$ -
MAY	\$ -	\$ 35,584	\$ 33,627	\$ 20,831	\$ -
JUN	\$ -	\$ 24,395	\$ 22,892	\$ 20,812	\$ -
YTD Comparative Mo. Avg	\$0	\$ 27,561	\$ 31,363	\$ 28,404	\$ 18,762
YTD Comparative Total	\$ -	\$ 330,731	\$ 376,350	\$ 340,844	\$ 225,149
% Increase		0.0%	13.8%	-9.4%	-33.9%

	Total School Contract Spend				
	FY13	FY14	FY15	FY16	FY17
JUL	\$ -	\$ -	\$ -	\$ -	\$ -
AUG	\$ -	\$ -	\$ -	\$ -	\$ -
SEP	\$ -	\$ -	\$ -	\$ -	\$ -
OCT	\$ -	\$ -	\$ -	\$ -	\$ -
NOV	\$ -	\$ -	\$ -	\$ -	\$ -
DEC	\$ -	\$ -	\$ -	\$ -	\$ -
JAN	\$ -	\$ -	\$ -	\$ -	\$ -
FEB	\$ -	\$ -	\$ -	\$ -	\$ -
MAR	\$ -	\$ -	\$ -	\$ -	\$ -
APR	\$ -	\$ -	\$ -	\$ -	\$ -
MAY	\$ -	\$ -	\$ -	\$ -	\$ -
JUN	\$ -	\$ -	\$ -	\$ -	\$ -
YTD Comparative Mo. Avg	\$0	\$0	\$0	\$0	\$0
YTD Comparative Total	\$ -	\$ -	\$ -	\$ -	\$ -
% Increase		0.0%	0.0%	0.0%	0.0%

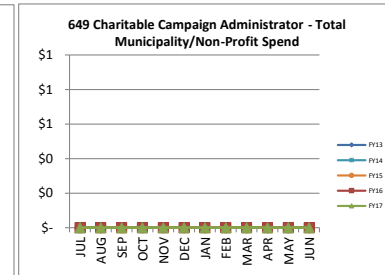
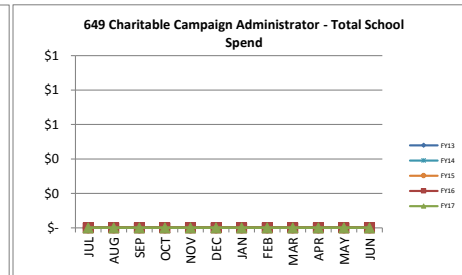
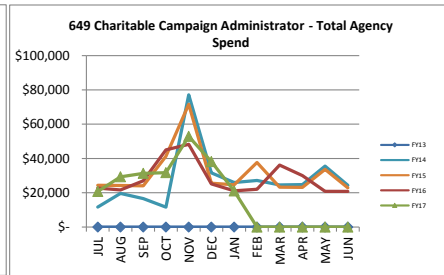
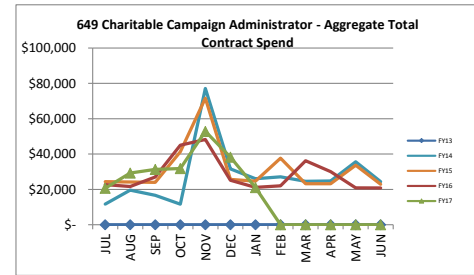
	Total Municipality Contract Spend				
	FY13	FY14	FY15	FY16	FY17
JUL	\$ -	\$ -	\$ -	\$ -	\$ -
AUG	\$ -	\$ -	\$ -	\$ -	\$ -
SEP	\$ -	\$ -	\$ -	\$ -	\$ -
OCT	\$ -	\$ -	\$ -	\$ -	\$ -
NOV	\$ -	\$ -	\$ -	\$ -	\$ -
DEC	\$ -	\$ -	\$ -	\$ -	\$ -
JAN	\$ -	\$ -	\$ -	\$ -	\$ -
FEB	\$ -	\$ -	\$ -	\$ -	\$ -
MAR	\$ -	\$ -	\$ -	\$ -	\$ -
APR	\$ -	\$ -	\$ -	\$ -	\$ -
MAY	\$ -	\$ -	\$ -	\$ -	\$ -
JUN	\$ -	\$ -	\$ -	\$ -	\$ -
YTD Comparative Mo. Avg	\$0	\$0	\$0	\$0	\$0
YTD Comparative Total	\$ -	\$ -	\$ -	\$ -	\$ -
% Increase		0.0%	0.0%	0.0%	0.0%

Overall Mo. Avg	\$0	\$ 27,561	\$ 31,363	\$ 28,404	\$ 18,762
Overall Year Total	\$ -	\$ 330,731	\$ 376,350	\$ 340,844	\$ 225,149
Overall % Increase		0.0%	13.8%	-9.4%	-33.9%

Overall Mo. Avg	\$0	\$ 27,561	\$ 31,363	\$ 28,404	\$ 18,762
Overall Year Total	\$ -	\$ 330,731	\$ 376,350	\$ 340,844	\$ 225,149
Overall % Increase		0.0%	13.8%	-9.4%	-33.9%

Overall Mo. Avg	\$0	\$0	\$0	\$0	\$0
Overall Year Total	\$ -	\$ -	\$ -	\$ -	\$ -
Overall % Increase		0.0%	0.0%	0.0%	0.0%

Overall Mo. Avg	\$0	\$0	\$0	\$0	\$0
Overall Year Total	\$ -	\$ -	\$ -	\$ -	\$ -
Overall % Increase		0.0%	0.0%	0.0%	0.0%



(based on monthly average)