

TABLE OF CONTENTS

Alamo Industrial.....2

Deere and Company.....134

DiamondMowers.....2133

Jacobsen.....2139

Kubota.....2168

Land Pride.....2844

Toro Company.....3006

Vermeer.....3034



BUILT SHARPER®

WHOLEGOODS PRICING

NJPA

National Joint Powers Alliance

RFP #070313



Universal Line

Effective February 15, 2013

Universal Line Price Book

Table of Contents

Switchblade	This Series Designated for Grounds Maintenance Contract (RFP# 070313)
Switchblade- Mount Kits	This Series Designated for Grounds Maintenance Contract (RFP# 070313)
74" Super Heavy Duty (SHD)- Flail Mowers	This Series Designated for Grounds Maintenance Contract (RFP# 070313)
88" Super Heavy Duty (SHD)- Flail Mowers	This Series Designated for Grounds Maintenance Contract (RFP# 070313)
96" Super Heavy Duty (SHD)- Flail Mowers	This Series Designated for Grounds Maintenance Contract (RFP# 070313)
RX- Standard Duty Lift -Type Rotary Mowers	This Series Designated for Grounds Maintenance Contract (RFP# 070313)
RX- Standard Duty Pull -Type Rotary Mowers	This Series Designated for Grounds Maintenance Contract (RFP# 070313)
RX- Heavy Duty Series Lift -Type Rotary Mowers	This Series Designated for Grounds Maintenance Contract (RFP# 070313)
Eagle Mechanical Flex Wing Mowers	This Series Designated for Grounds Maintenance Contract (RFP# 070313)
Exten-A-Kut II Rotary Mowers	This Series Designated for Grounds Maintenance Contract (RFP# 070313)
Grass King Flail Mowers	This Series Designated for Grounds Maintenance Contract (RFP# 070313)
McConnel Power Arm (PA)	This Series Designated for Grounds Maintenance Contract (RFP# 070313)

SWITCHBLADE

5', 6' Sickle Bar Mower

F.O.B. Seguin, TX

STANDARD SPECIFICATIONS

- ♦ Full Hydraulic Drive of Cutter Knife
- ♦ Hydraulically Actuated Breakaway
- ♦ Hydraulic Lift and Tilt
- ♦ Knife Speed Governor
- ♦ 3" Heavy Duty Industrial Rock Guards
- ♦ Reversible Hydraulic Motor
- ♦ Safety Transport Locks
- ♦ Self-Contained Hydraulics
- ♦ Cutting Capacity: 1/2" diameter material
- ♦ Tractor Req: Min. 3,000 lbs. and a 25 HP rating

PRODUCT ORDER CODE	DESCRIPTION	APPROX. WEIGHT		LIST PRICE
SWITCHBLADE BASE UNIT <i>(One Choice Required)</i>				
04116007	5' Switchblade Single RH w/ Serrated Knives	709		12,171
04117207	6' Switchblade Single RH w/ Serrated Knives	723		12,422
MOUNT KIT <i>(One Choice Required)</i>				
<i>See Mount Kit Page for Descriptions and Part Numbers</i>				
OPTIONS				
02974374	Additional Operators and Parts Manuals (Hard Copy)			51
02986457	Additional Operators, Parts & Service Manuals (CD Format)			51
0487100	Knife Holder Brackets (Order Quantity 2 per Unit)	9		125
02986583	Case-IH Farmall U & NH T5000 Series Pump Guard Kit			296
02977682	Case-IH JX-C & NH TN-A / T4000 Series Pump Guard Kit			296
02982781	Case-IH JX-U & NH TL-A Series Pump Guard Kit			296
02983392	John Deere 5105/5205 Pump Guard Kit			296
02985461	John Deere 5220/5320 & 5E Series Pump Guard Kit			296
02983480	John Deere 5025 / 5E Limited & 5M Series Pump Guard Kit			296
02988134	Kubota M5040/M6040/M7040 Pump Guard Kit			296
0800000	Factory Mount			1,801
02991513	Special Mower Paint			349
02991505	Additional 12 Month Warranty			1,880

Alamo Industrial

(800) 882-5762

SWITCHBLADE

5', 6' MOUNT KIT OPTIONS

F.O.B. Seguin, TX

TRACTOR DESCRIPTION	SUBFRAME	HYDRAULIC	MAX. TIRE SIZE		LIST
	KIT	KIT	FRONT	REAR	PRICE
Case-IH					
Case-IH Farmall 85U/95U/105U Cab/2&4wd	02986587	02986588	11.2-24	16.9-30	4,847
Case-IH JX1060C/1070C/1075C Cab/2&4wd	02980118	02980119	11.2-24	16.9-30	4,847
Case-IH JX1080U/1090U/1100U ROPS/2&4wd	02982821	02982819	11.2-24	16.9-30	4,847
Case-IH JX1080U/1090U/1100U Cab/2&4wd	02982774	02982768	11.2-24	16.9-30	4,847
John Deere					
John Deere 5045E/5055E/5065E/5075E ROPS/2&4wd	02975240	02990108	9.5-24	16.9-28	4,847
John Deere 5065M/5075M ROPS/2&4wd	02988414	02988413	9.5-24	16.9-30	4,847
John Deere 5065M/5075M Cab/2&4wd	02988414	02988412	9.5-24	16.9-30	4,847
John Deere 5083/5093/5101 E- Series Cab/4wd 2011-2013	02990238	02991122	12.4-24	18.4-30	5,288
John Deere 5085/5100/5115- M Series Cab 2/4wd 2012- 2013	02991985	02991972	11.2-24	16.9-30	5,288
John Deere 5105/5205 ROPS/2&4wd	02983241	02983239	9.5-24	14.9-28	4,847
John Deere 5220/5320 ROPS/2wd (Straddle Platform)	02975240	02979841	7.50-16	16.9-30	4,847
John Deere 5220/5320 Cab/2wd	02977928	02982282	7.50-16	16.9-30	4,847
John Deere 5225/5325 ROPS/2&4wd	02983098	02983099	9.5-24	16.9-30	4,847
John Deere 5225/5325 Cab/2&4wd	02983098	02983101	9.5-24	16.9-30	4,847
John Deere 5425/5525 ROPS/2&4wd (IOOS Platform)	02982523	02982524	11.2-24	16.9-30	4,847
John Deere 5425/5525/5603/5625 Cab/2&4wd	02982523	02983229	11.2-24	16.9-30	4,847
John Deere 5425/5525/5603/5625 Cab/2&4wd w/JD Loader	02983935	02983936	11.2-24	16.9-30	4,847
Kubota					
Kubota L5740 Cab/4wd (Mid-Mount PTO Req'd)	02987344	02990138	9.5-16	14.9-26	4,847
Kubota M5040/M6040/M7040 ROPS/2&4wd	02986297	02986298	12.5/80-18	16.9-28	4,847
Kubota M5040/M6040/M7040 Cab/2&4wd	02984775	02984776	11.2-24	16.9-30	4,847
New Holland					
New Holland T4020/4030 ROPS/2&4wd	02987690	02987691	11.2-20	16.9-28	4,847
New Holland T4020/4030 Cab/2&4wd	02988096	02988098	11.2-20	16.9-28	4,847
New Holland T5040/5050/5060/5070 Cab/2&4wd	02986587	02986588	11.2-24	16.9-30	4,847
New Holland TL80A/90A/100A ROPS/2&4wd	02982821	02982819	11.2-24	16.9-30	4,847
New Holland TL80A/90A/100A Cab/2&4wd	02982774	02982768	11.2-24	16.9-30	4,847
New Holland TN60A/70A/75A ROPS/2&4wd	02977320	02977321	11.2-24	16.9-28	4,847
New Holland TN60DA/70DA/75DA Cab/2&4wd	02980118	02980119	11.2-24	16.9-30	4,847
New Holland TN85A/95A ROPS/2&4wd	02984694	02984695	11.2-24	16.9-30	4,847

OTHER SPECIFICATIONS

- 1) Tractors should not be ordered with mid-mount loader valves as they may interfere with the subframe structure.
- 2) New Holland T4000, T5000 and TL-A models require a smaller replacement battery. We recommend Exide #34R-84N (Alamo #02982767).
- 3) The John Deere 5105/5205 will require a modification to the front bolster for proper driveline clearance.

Alamo Industrial
(800) 882-5762

SUPER HEAVY DUTY

74" Flail Mower

F.O.B. Seguin, TX

STANDARD SPECIFICATIONS

- ♦ 74" Cutting Width
- ♦ 10-Gauge Unitized Cutter Housing
- ♦ 5/16" Side Plates
- ♦ 4-1/2" x 5/16" Wall Cuttershaft
- ♦ 1-15/16" Bore Greaseable, Self Aligning Cuttershaft Bearings
- ♦ Belt Drive from Gearbox to Cuttershaft with Automatic Spring Tension
- ♦ 6" Adjustable Rear Roller
- ♦ Cutting Capacity: 1" Diameter Grass Material
- ♦ Factory Set-Up
- ♦ 60 HP Gearbox
- ♦ CAT 4 Driveline
- ♦ Torque Limiter Clutch
- ♦ Front & Rear Deflectors
- ♦ Available in Fine or Coarse-Cut
- ♦ 1/2" - 6" Cutting Height
- ♦ Tractor Req: Min 35 HP
- ♦ CAT I or CAT II Three-Point Hitch

PRODUCT ORDER CODE	DESCRIPTION	APPROX. WEIGHT		LIST PRICE
74" SHD FLAIL BASE UNIT <i>(One Choice Required)</i>				
SHD74CTRFC	74" SHD, Center Mount (Fine Cut)	930		6,931
SHD74CTRCC	74" SHD, Center Mount (Course Cut- 3 oz. knives)	930		6,931
SHD74CTRES	74" SHD, Center Mount (Extreme Service- 4 oz. knives)	930		7,133
SHD74080FC	74" SHD, Offset 8" Right (Fine Cut)	930		6,931
SHD74080CC	74" SHD, Offset 8" Right (Course Cut- 3 oz. knives)	930		6,931
SHD74080ES	74" SHD, Offset 8" Right (Extreme Service- 4 oz. knives)	930		7,133
SHD74140FC	74" SHD, Offset 14" Right (Fine Cut)	930		6,931
SHD74140CC	74" SHD, Offset 14" Right (Course Cut- 3 oz. knives)	930		6,931
SHD74140ES	74" SHD, Offset 14" Right (Extreme Service- 4 oz. knives)	930		7,133
SHD74CTRFCB	74" SHD, Center Mount, Caster Brackets (Fine Cut)	974		7,482
SHD74CTRCCB	74" SHD, Center Mount, Caster Brackets (Course Cut- 3 oz. knives)	974		7,482
SHD74CTRESCB	74" SHD, Center Mount, Caster Brackets (Extreme Service- 4 oz. knives)	974		7,684
SHD74080FCB	74" SHD, Offset 8" Right, Caster Brackets (Fine Cut)	974		7,482
SHD74080CCB	74" SHD, Offset 8" Right, Caster Brackets (Course Cut- 3 oz. knives)	974		7,482
SHD74080ESCB	74" SHD, Offset 8" Right, Caster Brackets (Extreme Service- 4 oz. knives)	974		7,684
SHD74140FCB	74" SHD, Offset 14" Right, Caster Brackets (Fine Cut)	974		7,482
SHD74140CCB	74" SHD, Offset 14" Right, Caster Brackets (Course Cut- 3 oz. knives)	974		7,482
SHD74140ESCB	74" SHD, Offset 14" Right, Caster Brackets (Extreme Service- 4 oz. knives)	974		7,684
CASTERS <i>(One Choice Required)</i>				
702193	360° Laminated Caster Wheel w/ Roller	154		1,144
702192	360° Pneumatic Caster Wheel w/ Roller	86		1,248
OPTIONS				
701150	Lift Chain (1 Required for offset units; 2 Required for Centered Units)	7		99
02991506	Additional 12 Month Warranty			1,655
02991514	Special Mower Paint			451

Alamo Industrial

(800) 882-5762

SUPER HEAVY DUTY

88" Flail Mower

F.O.B. Seguin, TX

STANDARD SPECIFICATIONS

- ♦ 88" Cutting Width
- ♦ 10-Gauge Unitized Cutter Housing
- ♦ 5/16" Side Plates
- ♦ 4-1/2" x 5/16" Wall Cuttershaft
- ♦ 1-15/16" Bore Greaseable, Self Aligning Cuttershaft Bearings
- ♦ Belt Drive from Gearbox to Cuttershaft with Automatic Spring Tension
- ♦ 6" Adjustable Rear Roller
- ♦ Cutting Capacity: 1" Diameter Grass Material
- ♦ Factory Set-Up
- ♦ 60 HP Gearbox
- ♦ CAT 4 Driveline
- ♦ Torque Limiter Clutch
- ♦ Front & Rear Deflectors
- ♦ Available in Fine or Coarse-Cut
- ♦ 1/2" - 6" Cutting Height
- ♦ Tractor Req: Min 35 HP
- ♦ CAT I or CAT II Three-Point Hitch

PRODUCT ORDER CODE	DESCRIPTION	APPROX. WEIGHT		LIST PRICE
88" SHD FLAIL BASE UNIT <i>(One Choice Required, Continued Next Page)</i>				
SHD88CTRFC	88" SHD, Center Mount (Fine Cut)	1035		7,029
SHD88CTRCC	88" SHD, Center Mount (Course Cut- 3 oz. knives)	1035		7,029
SHD88CTRES	88" SHD, Center Mount (Extreme Service- 4 oz. knives)	1035		7,270
SHD88085FC	88" SHD, Offset 8.5" Right (Fine Cut)	1035		7,029
SHD88085CC	88" SHD, Offset 8.5" Right (Course Cut- 3 oz. knives)	1035		7,029
SHD88085ES	88" SHD, Offset 8.5" Right (Extreme Service- 4 oz. knives)	1035		7,270
SHD88145FC	88" SHD, Offset 14.5" Right (Fine Cut)	1035		7,029
SHD88145CC	88" SHD, Offset 14.5" Right (Course Cut- 3 oz. knives)	1035		7,029
SHD88145ES	88" SHD, Offset 14.5" Right (Extreme Service- 4 oz. knives)	1035		7,270
SHD88205FC	88" SHD, Offset 20.5" Right (Fine Cut)	1035		7,029
SHD88205CC	88" SHD, Offset 20.5" Right (Course Cut- 3 oz. knives)	1035		7,029
SHD88205ES	88" SHD, Offset 20.5" Right (Extreme Service- 4 oz. knives)	1035		7,270
SHD88265FC	88" SHD, Offset 26.5" Right (Fine Cut)	1035		7,029
SHD88265CC	88" SHD, Offset 26.5" Right (Course Cut- 3 oz. knives)	1035		7,029
SHD88265ES	88" SHD, Offset 26.5" Right (Extreme Service- 4 oz. knives)	1035		7,270
SHD88CTRFCB	88" SHD, Center Mount, Caster Brackets (Fine Cut)	1069		7,825
SHD88CTRCCB	88" SHD, Center Mount, Caster Brackets (Course Cut- 3 oz. knives)	1069		7,825
SHD88CTRESCB	88" SHD, Center Mount, Caster Brackets (Extreme Service- 4 oz. knives)	1069		8,066
SHD88085FCB	88" SHD, Offset 8.5" Right, Caster Brackets (Fine Cut)	1069		7,825
SHD88085CCB	88" SHD, Offset 8.5" Right, Caster Brackets (Course Cut- 3 oz. knives)	1069		7,825
SHD88085ESCB	88" SHD, Offset 8.5" Right, Caster Brackets (Extreme Service- 4 oz. knives)	1069		8,066
SHD88145FCB	88" SHD, Offset 14.5" Right, Caster Brackets (Fine Cut)	1069		7,825
SHD88145CCB	88" SHD, Offset 14.5" Right, Caster Brackets (Course Cut- 3 oz. knives)	1069		7,825
SHD88145ESCB	88" SHD, Offset 14.5" Right, Caster Brackets (Extreme Service- 4 oz. knives)	1069		8,066
PRICING CONTINUED ON NEXT PAGE				

Alamo Industrial

(800) 882-5762

SUPER HEAVY DUTY

88" Flail Mower

F.O.B. Seguin, TX

PRODUCT ORDER CODE	DESCRIPTION	APPROX. WEIGHT		LIST PRICE
88" SHD FLAIL BASE UNIT <i>(One Choice Required)</i>				
SHD88205FCCB	88" SHD, Offset 20.5" Right, Caster Brackets (Fine Cut)	1069		7,825
SHD88205CCCB	88" SHD, Offset 20.5" Right, Caster Brackets (Course Cut- 3 oz. knives)	1069		7,825
SHD88205ESCB	88" SHD, Offset 20.5" Right, Caster Brackets (Extreme Service- 4 oz. knives)	1069		8,066
SHD88265CCCB	88" SHD, Offset 26.5" Right, Caster Brackets (Course Cut- 3 oz. knives)	1069		7,825
SHD88265ESCB	88" SHD, Offset 26.5" Right, Caster Brackets (Extreme Service- 4 oz. knives)	1069		8,066
CASTERS <i>(One Choice Required)</i>				
702193	360° Laminated Caster Wheel w/ Roller	154		1,144
702192	360° Pneumatic Caster Wheel w/ Roller	86		1,248
OPTIONS				
701150	Lift Chain (1 Required for offset units; 2 Required for Centered Units)	7		99
803211	Additional Operators and Parts Manual			49
02991506	Additional 12 Month Warranty			1,655
02991515	Special Mower Paint			537

Alamo Industrial

(800) 882-5762

SUPER HEAVY DUTY

96" 3-Point Mount Flail Mower

F.O.B. Seguin, TX

STANDARD SPECIFICATIONS

- ◆ 96" Cutting Width
- ◆ 10-Gauge Unitized Cutter Housing
- ◆ 5/16" Side Plates
- ◆ 4-1/2" x 5/16" Wall Cuttershaft
- ◆ 1-15/16" Bore Greaseable, Self Aligning Cuttershaft Bearings
- ◆ Belt Drive from Gearbox to Cuttershaft with Automatic Spring Tension
- ◆ 6" Adjustable Rear Roller
- ◆ Cutting Capacity: 1" Diameter Grass Material
- ◆ Factory Set-Up
- ◆ Available in Fine or Coarse-Cut
- ◆ 60 HP Gearbox
- ◆ CAT 4 Driveline
- ◆ Torque Limiter Clutch
- ◆ Front & Rear Deflectors
- ◆ Available in Fine or Coarse-Cut
- ◆ 1/2" - 6" Cutting Height
- ◆ Tractor Req: Min 35 HP
- ◆ CAT I or CAT II Three-Point Hitch

PRODUCT ORDER CODE	DESCRIPTION	APPROX. WEIGHT		LIST PRICE
96" SHD FLAIL BASE UNIT <i>(One Choice Required)</i>				
SHD96CTRFC	96" SHD, Center Mount (Fine Cut)	1170		7,828
SHD96CTRCC	96" SHD, Center Mount (Course Cut- 3 oz. knives)	1170		7,828
SHD96CTRES	96" SHD, Center Mount (Extreme Service- 4 oz. knives)	1170		8,092
SHD96125FC	96" SHD, Offset 12.5" Right (Fine Cut)	1170		7,828
SHD96125CC	96" SHD, Offset 12.5" Right (Course Cut- 3 oz. knives)	1170		7,828
SHD96125ES	96" SHD, Offset 12.5" Right (Extreme Service- 4 oz. knives)	1170		8,092
SHD96185FC	96" SHD, Offset 18.5" Right (Fine Cut)	1170		7,828
SHD96185CC	96" SHD, Offset 18.5" Right (Course Cut- 3 oz. knives)	1170		7,828
SHD96185ES	96" SHD, Offset 18.5" Right (Extreme Service- 4 oz. knives)	1170		8,092
SHD96245CC	96" SHD, Offset 24.5" Right (Course Cut- 3 oz. knives)	1170		7,828
SHD96245ES	96" SHD, Offset 24.5" Right (Extreme Service- 4 oz. knives)	1170		8,092
SHD96305CC	96" SHD, Offset 30.5" Right (Course Cut- 3 oz. knives)	1170		7,828
SHD96305ES	96" SHD, Offset 30.5" Right (Extreme Service- 4 oz. knives)	1170		8,092
SHD96CTRFCB	96" SHD, Center Mount, Caster Brackets (Fine Cut)	1249		8,356
SHD96CTRCCB	96" SHD, Center Mount, Caster Brackets (Course Cut- 3 oz. knives)	1249		8,356
SHD96CTRESCB	96" SHD, Center Mount, Caster Brackets (Extreme Service- 4 oz. knives)	1249		8,620
SHD96125CCCB	96" SHD, Offset 12.5" Right, Caster Brackets (Course Cut 3 oz. knives)	1249		8,356
SHD96125ESCB	96" SHD, Offset 18.5" Right, Caster Brackets (Extreme Service- 4 oz. knives)	1249		8,620
SHD96245CCCB	96" SHD, Offset 24.5" Right, Caster Brackets (Course Cut- 3 oz. knives)	1249		8,356
SHD96245ESCB	96" SHD, Offset 24.5" Right, Caster Brackets (Extreme Service- 4 oz. knives)	1249		8,620
SHD96305CCCB	96" SHD, Offset 30.5" Right, Caster Brackets (Course Cut- 3 oz. knives)	1249		8,356
SHD96305ESCB	96" SHD, Offset 30.5" Right, Caster Brackets (Extreme Service- 4 oz. knives)	1249		8,620
CASTERS <i>(One Choice Required)</i>				
702193	360° Laminated Caster Wheel w/ Roller	154		1,144
702192	360° Pneumatic Caster Wheel w/ Roller	86		1,248
OPTIONS				
701150	Lift Chain (1 Required for offset units; 2 Required for Centered Units)	7		99
803211	Additional Operators and Parts Manual			49
02991506	Additional 12 Month Warranty			1,655
02991516	Special Mower Paint			586

Alamo Industrial

(800) 882-5762

RX- HEAVY DUTY

60", 72", 84", 96" Lift -Type Rotary Mower

F.O.B. Gibson City, IL

STANDARD SPECIFICATIONS

- ◆ RX60 Models- 60" Cutting Width
- RX72 Models- 72" Cutting Width
- RX84 Models- 84" Cutting Width
- RX96 Models- 96" Cutting Width
- ◆ All models- 540 PTO Type
- ◆ RX60 Models- CAT I Three-Point Hitch
- RX72/RX84/RX96 Models- CAT II Three-Point Hitch
- ◆ RX60/RX72 Models- 110 HP Gearbox
- RX 84 Models- 120 HP Gearbox
- RX96 Models- 120 HP Center Power Divider - 110 HP Gearboxes
- ◆ CAT 4 Shielded Drivelines
- ◆ Slip Clutch Protection
- ◆ Pan Blade Carrier w/ Updraft Blades
- ◆ 360° Swivel Tailwheel
- ◆ Rated For 2" Brush
- ◆ Front & Rear Double Chainguards
- ◆ 10-Gauge Rolled Top Deck
- ◆ 1/4" x 9" Side Skirts
- ◆ Continuous Weld Deck to Skirt Seam

PRODUCT ORDER CODE	DESCRIPTION	APPROX. WEIGHT		LIST PRICE
NOTE: SOME ASSEMBLY IS REQUIRED ON ALL RX UNITS				
RX60 BASE UNIT				
RX020160	RX60 Lift- Type 540 PTO Model (Round Pan, Single Tail Wheel, w/Double Chain Guards)	1069		4,556
RX020172	RX72 Lift- Type 540 PTO Model (Round Pan, Single Tail Wheel, w/Double Chain Guards)	1252		5,016
RX000184	RX84 Lift- Type 540 PTO Model (Round Pan, Single Tail Wheel, w/Double Chain Guards)	1,381		5,478
RX000284	RX84 Lift-Type 540 PTO Model (Round Pan, Dual Tail Wheel, w/Double Chain Guards)	1,479		5,895
04200096	RX96 Lift-Type 540 PTO (Round Pan, Dual Tail Wheel, w/Double Chain Guards)	2024		8,508
OPTIONS				
3570	Check Chain Kit (Contains a Set of 2 Chains) (CAT I)	8		204
3571M	Check Chain Kit (Contains a Set of 2 Chains) (CAT II)	15		438
00763420	Offset Adapter Kit (15 3/4 in Offset)- RX84 & RX96 Units only	240		2,836
8B208	Additional Operators Manual- RX 60/72/84 Series			51
8B184	Additional Operators Manual- RX 96 Models			51
02991507	Additional 12 Month Warranty- RX Series			1,552
02991517	Special Mower Paint on RX60 Units			407
02991518	Special Mower Paint on RX72 Units			488
02991519	Special Mower Paint on RX84 Units			556
02991520	Special Mower Paint on RX96 Units			652

Alamo Industrial
(800) 882-5762

RX- HEAVY DUTY

84", 96" Pull-Type Rotary Mowers

F.O.B. Gibson City, IL

STANDARD SPECIFICATIONS

- ♦ RX84- 84" Cutting Width
- ♦ RX96- 96" Cutting Width
- ♦ Designed for 540 RPM PTO applications
- ♦ 10-Gauge Top Deck
- ♦ Pan Blade Carriers w/ Updraft Type Blades
- ♦ 4" Blade Overlap
- ♦ Replaceable Skid Shoes
- ♦ Front & Rear Double Chainguards
- ♦ RX84- 120 HP Gearbox
- ♦ RX96- 120 HP Center Power Divider - 110HP Outer Gearboxes
- ♦ Parking Jack
- ♦ Safety Tow Chain
- ♦ Pull-Type Design
- ♦ 1/4" x 9" Side Skirts
- ♦ CAT 4 Shielded Driveline
- ♦ Slip Clutch Protection

PRODUCT ORDER CODE	DESCRIPTION	APPROX. WEIGHT		LIST PRICE
NOTE: SOME ASSEMBLY IS REQUIRED ON ALL RX UNITS				
RX96 PULL-TYPE BASE UNIT <i>(Less Wheels)</i>				
RX011184	RX84 Pull-Type 540 PTO (Round Pan, Hyd Cyl & Hose Kit, Dual Tail Wheel, w/Double Chain Guards)	1238		7,694
04300096	RX96 Pull-Type 540 PTO (Round Pan, Hyd Cyl & Hose Kit, Dual Tail Wheel, w/Double Chain Guards)	2439		9,728
WHEEL & TIRE OPTIONS <i>(One Choice Required)</i>				
00770519	Two Laminated Tires & Wheels	150		435
00770544	Two Used Airplane Tires & Wheels	156		516
00770524	Two 15" Wheels (Wheels Only)	36		117
00770529	Two Implement Tires & Wheels	80		461
OPTIONS				
00778158	Spring Shock Absorber- RX84 & RX96 Units only	25		741
00755234	Stroke Control- RX84 & RX96 Units only	1		41
8B184	Additional Operators Manual- RX 96 Models			51
02991507	Additional 12 Month Warranty- RX Series			1,552
02991519	Special Mower Paint on RX84 Units			556
02991520	Special Mower Paint on RX96 Units			652

Alamo Industrial

(800) 882-5762

RX- SUPER HEAVY DUTY

72" Lift-Type Rotary Mower

F.O.B. Gibson City, IL

STANDARD SPECIFICATIONS

- ♦ 72" Cutting Width
- ♦ 540 PTO
- ♦ CAT I or II Three-Point Hitch
- ♦ Pan Blade Carrier
- ♦ Slip Clutch Protection
- ♦ 7-gauge top deck
- ♦ Continuous Weld Deck to Skirt Seam
- ♦ Front & Rear Double Chainguards
- ♦ Tractor PTO HP Required - 40
- ♦ 130 HP Gearbox
- ♦ CAT 5 Shielded Drivelines
- ♦ 360° Swivel Tailwheel
- ♦ Rated For 4" Brush

PRODUCT ORDER CODE	DESCRIPTION	APPROX. WEIGHT		LIST PRICE
NOTE: SOME ASSEMBLY IS REQUIRED ON ALL RX UNITS				
RX72HD BASE UNIT				
RXHD1072	RX72HD Lift- Type 540 PTO Model (Round Pan, Single Tail Wheel, w/Double Chain Guards)	1275		6,349
OPTIONS				
3570	Check Chain Kit (Contains a Set of 2 Chains) (CAT I)	8		204
8B209	Additional Operators Manual- RX72HD Models			51
02991507	Additional 12 Month Warranty- RX Series			1,552
02991518	Special Mower Painton RX72 Units			488

Alamo Industrial

(800) 882-5762

EAGLE MECHANICAL

10', 15' Flex-Wing Rotary Mower

F.O.B. Gibson City, IL

Standard Specifications

- ♦ All Models: 540 PTO Only
- ♦ Cutting Width: Eagle 10' Models: 126" Eagle 15' Models: 180"
- ♦ Overall Width: Eagle 10' Models: 133" Eagle 15' Models: 186"
- ♦ Overall Length: Eagle 10' Models: 183" Eagle 15' Models: 183"
- ♦ Transport Width: Eagle 10' Models: 88" Eagle 15' Models: 96"
- ♦ Cutting Height Range: 1-1/2" Min. to 14-1/2" Max
- ♦ Self-Leveling Height Adjustment: Hydraulic Cylinder
- ♦ Blade Carrier: Reinforced Pan w/ Updraft Style Blades
- ♦ Standard Blades: 1/2" Thick x 4" Wide
- ♦ Gearbox Rating: * (Ratings based on actual field performance)
Power Divider - 235 HP Center & Wing - 205 HP
- ♦ Wing Flex Degrees: 90 up, 22 down
- ♦ Blade Overlap: 6"
- ♦ Jack Stand: Standard
- ♦ Required Horsepower: 50
- ♦ Weight: Eagle 10' Models: Approximately 3,850 lbs.
Eagle 15' Models: Approximately 5,435 lbs.
- ♦ Safety Tow Chain: Standard
- ♦ Output Shaft Diameter: 2-3/8"
- ♦ Blade Tip Speed: Center 16,286 FPM
Wing 16,415 FPM
- ♦ Cutting Capacity: 3-1/2" Grass Material
- ♦ Driveline Size: Main - Cat 5
Constant Velocity
Wing - Cat 5
- ♦ Driveline Protection: Slip Clutch
- ♦ Deck Thickness: 7 gauge
- ♦ Side Skirt: 1/4" x 10-1/2"
- ♦ Tires & Wheel: Foam-filled used airplane
- ♦ Wing Lift Hydraulics: Standard
- ♦ Double Chainguards
- ♦ Mower Warranty: One year limited
- ♦ Gearbox Warranty: 5 year limited
- ♦ Hitch: Drawbar- Pull-Type Unit

PRODUCT ORDER CODE	DESCRIPTION	APPROX. WEIGHT		LIST PRICE
04052115	Eagle 15' Flex-Wing 540 PTO Model (Deck Rings, w/ 6 Foam Filled Airplane Tires)	5435		24,460
04052110	Eagle 10' Flex-Wing 540 PTO Model (Deck Rings, w/ 5 Foam Filled Airplane Tires)	3850		21,191
NOTE: TRACTOR MUST BE EQUIPPED WITH 2 REAR REMOTES FOR PROPER OPERATION				
OPTIONS				
00780570	Winch & Stand	34		795
00769178	Ball Hitch (2-5/16" Ball)	50		504
00773869	Pintle Hitch Kit (Requires Tractor Drawbar Modification)	50		1038
00774802	Single Auxillary Spindle Kit (Requires 1 Additional Tire and Wheel)	24		217
00774803	Dual Auxillary Spindle Kit (Requires 2 Additional Tires and Wheels)	24		433
00779383	Set of Heavy Duty Updraft Blades (5/8" Thick x 4" Wide)- 15' Eagle Model	100		491
00779389	Set of Heavy Duty Updraft Blades (5/8" Thick x 4" Wide)- 10' Eagle Model	100		349
00780567C	Additional Operators Manual- Eagle Series			51
00780567P	Additional Parts Manual- Eagle Series			51
02991508	Additional 12 Month Warranty- Eagle Series			2409
02991522	Special Mower Paint- Eagle 15 Models (Call before quoting)			1094
02991521	Special Mower Paint- Eagle 10 Models (Call before quoting)			803
WHEEL & TIRE OPTIONS (SELECT FROM ONE GROUP OF TIRES) (5 OR 6 REQUIRED)				
00008700	15" Wheel- Rim only (5 Hole Pattern)	18 each		65
00025200	Laminated Tire & Wheel	75 each		209
00749698	Implement Tire & Wheel	40 each		248
00771461	Used Airplane Tire & Wheel (Not Foam Filled)	78 each		273
00787512	Foam-Filled Used Airplane Tire & Wheel (21 x 7- 12 ply) - Standard in base pricing	75 each		289
SHIPPING CONFIGURATION				
00888802	Fully Assembled			N/C
00888703	Unassembled, Shipped in Bundles			N/C

Alamo Industrial

(800) 882-5762

EXTEN-A-KUT II

Rear-Mount Offset Rotary Mower

F.O.B. Seguin, TX

STANDARD SPECIFICATIONS

- ♦ 60" Cutting Width
- ♦ CAT II Three-Point Hitch
- ♦ 60-Gallon Hydraulic Reservoir
- ♦ 12'6" Maximum Reach from Right Side of Tractor
- ♦ 180° Head Tilt
- ♦ 79 HP Hydraulic Pump Attached to a Speed Increaser
- ♦ 10-Gauge Deck with Boxed Channel Frame
- ♦ 81 HP Hydraulic Motor Directly Splined to Spindle
- ♦ 2" Spindle in a Unibody Cast Housing
- ♦ Bar Blade Carrier
- ♦ 1/2" x 4" Updraft Blades
- ♦ Front & Rear Double Chainguards

PRODUCT ORDER CODE	DESCRIPTION	APPROX. WEIGHT		LIST PRICE
EXTEN-A-KUT II BASE UNIT <i>(One Choice Required)</i>				
04700014	Exten-A-Kut II, 540 PTO, Bar Blade Carrier	1620		15,065
04700011	Exten-A-Kut II, 540 PTO, Pan Blade Carrier	1650		15,268
FRONT GUARD <i>(One Choice Required)</i>				
00775779	Double Chain Guard	58		In Base Price
REAR GUARD <i>(One Choice Required)</i>				
00775779	Double Chain Guard	58		In Base Price
OPTIONS				
02969111	Additional Operators and Parts Manual			52
00777523	Tail Wheel Kit (Ser.#011804 & Up)	72		785
02964902	Cable & Clamp Kit	12		22
02991509	Additional 12 Month Warranty			1,552
02991523	Special Mower Paint			369

Alamo Industrial
(800) 882-5762

GRASS KING

62" & 74" Offset Flail Mowers

F.O.B. Seguin, TX

STANDARD SPECIFICATIONS

- ◆ 6"x8"x3/16" Welded Rectangular Tube Frame
- ◆ 360 degree Rotating Rear Caster Wheel
- ◆ CAT I or CAT II Three-Point Hitch
- ◆ 50 to 90 Horsepower Tractor Required
- ◆ Hydraulic Piston Pump Rated @ 4000 PSI
- ◆ CAT 4 Driveline
- ◆ 1 to 4 Speed Increaser
- ◆ 14 Gallon Hydraulic Reservoir
- ◆ 12 Micron Filtration System
- ◆ 10 Gauge Unitized Cutter Housing
- ◆ 62" or 74" Cutting Widths
- ◆ 1/2" Inboard & 5/16" Outboard End Plates
- ◆ Replaceable Skid Shoes
- ◆ 4-1/2" x 5/16" Bore, Greasable, Self-Aligning Cuttershaft Bearings
- ◆ Belt Drive from Motor to Cuttershaft with Automatic Spring Tension
- ◆ 74 HP Motor
- ◆ 6" Adjustable Rear Roller
- ◆ Front & Rear Deflectors
- ◆ Available in Fine or Coarse-Cut
- ◆ 1/2" - 6" Cutting Height
- ◆ Cutting Capacity: 1" diameter material
- ◆ Tractor Req: Min 50-90 HP range

PRODUCT ORDER CODE	DESCRIPTION	APPROX. WEIGHT		LIST PRICE
GRASS KING FLAIL BASE UNIT <i>(One Choice Required)</i>				
04006200	Grass King 62" Flail Mower	2038		18,166
04006202	Grass King 62" Flail Mower w/ Extreme Service- 4 oz.Knives	2032		18,722
04007400	Grass King 74" Flail Mower	2080		18,825
04007410	Grass King 74" Flail Mower w/ Extreme Service- 4 oz.Knives	2074		19,046
LIFT PIN OPTIONS <i>(One Choice Required)</i>				
02965040	Lift Pin CAT I	8		N/C
02965050	Lift Pin CAT II	8		N/C
OPTIONS				
02965180	Additional Operators and Parts Manual			51
3570GK	Check Chains (CAT I)	8		204
3571MGK	Check Chains (CAT II)	15		438
00772391	Parking Jack (3,000 lb / Side Wind)	11		86
02991510	Additional 12 Month Warranty			776
02991524	Special Mower Paint			369

Alamo Industrial
(800) 882-5762

MCCONNEL PA REAR-MOUNT BOOM

Articulated Rear-Mount Models

F.O.B. Seguin, TX

STANDARD SPECIFICATIONS

- ♦ All Models Feature Welded Tubular Frame Design
- ♦ PA4330- CAT I or CAT II Three-Point Hitch
- ♦ PA4745/48- CAT II Three-Point Hitch
- ♦ All Models Feature Self-Contained Hydraulics
- ♦ Machine Weight With Flail & Oil: PA4330- 1,409 lbs/PA4745: 2,151 lbs/ PA48: 2,750 lbs
- ♦ Boom Reach:
 - PA4330- Up-16'8", Out-13'8"
 - PA4745- Up-16'0", Out-14'0"
 - PA48- Up-16'5", Out-15'0"
- ♦ Minimum Tractor Requirements*:
 - PA4330- Tractor Weight of 4,010 lbs & 45 PTO hp
 - PA4745- Tractor Weight of 5,512 lbs & 50 PTO hp
 - PA48- Tractor Weight of 6,614 lbs & 60 PTO hp
- ♦ Reservoir Capacity:
 - PA4330- 17 Gallon
 - PA4745- 39 Gallon
 - PA48- 47 Gallon
- ♦ Output Horsepower:
 - PA4330- 25 hp (1" Cutting Capacity)
 - PA4745- 45 hp (2" Cutting Capacity)
 - PA48- 54 hp (2" Cutting Capacity)

* This product line is not recommended for Kubota tractors.

PRODUCT ORDER CODE	DESCRIPTION	APPROX. WEIGHT		LIST PRICE
PA 4330- POWER ARM BOOMS				
Tractors with CAT I or CAT II, three-point hitch, 540 PTO shaft, 45 PTO hp minimum*				
Note: Front counterweight may be required				
BASE UNIT				
04090265	PA 4330 Rear-Mount RH Boom Assembly (Cable-operated/ w Lift float)	1360		16,078
MOWER HEADS				
02991665	PA 4330 39" Flail Head Assy.- 1.0m Supercut w/ Universal Knives	418		7,204
02991833	PA 4330 47" Flail Head Assy.- 1.2m Supercut w/ "Duck" Knives	665		8,940
PA4745/48- POWER ARM BOOMS				
Tractors with CAT II, three-point hitch, 540 PTO shaft, 60 Eng HP minimum*				
Note: Front counterweight may be required.				
BASE UNIT				
04090260	PA4745 Rear-Mount RH Boom (Cable-operated/ w Lift float)	1951		17,818
04090262	PA48M Rear-Mount RH Boom Mower (Mid-Cut) (Cable-operated/ w Lift float)	1985		20,661
MOWER HEADS				
02987798	PA 4745 47" Flail Head Assy.- 1.2m Supercut Flail w/ F91 "Competition" Knives	660		8,045
02987799	PA48 47" Flail Head Assy.- 1.2m Multicut w/Competition Knives	665		8,609
02988618	PA 4745/48 48" Rotary Head Assy. w/Flaps	600		7,799
SAFETY SCREENS (One Choice Required)				
02964407	Universal Safety Screen Kit- Cab Tractors			N/C
00765754	Universal Safety Screen Kit- Rops Tractors			N/C
OPTIONS				
22674.82	PA 4330 Additional Operators Manual			51
22674.51	PA 4745 Additional Operators Manual			51
41570.69	PA 48 Additional Operators Manual			51
02991512	Additional 12 Month Warranty			1,164

Alamo Industrial

(800) 882-5762



1502 East Walnut St.
Seguin, TX 78155

Sales & Marketing
800-882-5762 830-379-0864 fax
support@alamo-industrial.com

Warranty Registration/Claims
www.alamoparts.com

Return Authorizations
Online Part Orders
Technical Information
www.alamoparts.com
800-356-6286 800-322-5041 fax

www.alamo-industrial.com





BUILT SHARPER®

WHOLEGOODS PRICING

NJPA

National Joint Powers Alliance

RFP #070313



Universal Line

Effective February 15, 2013

Universal Line Price Book

Table of Contents

Switchblade	This Series Designated for Grounds Maintenance Contract (RFP# 070313)
Switchblade- Mount Kits	This Series Designated for Grounds Maintenance Contract (RFP# 070313)
74" Super Heavy Duty (SHD)- Flail Mowers	This Series Designated for Grounds Maintenance Contract (RFP# 070313)
88" Super Heavy Duty (SHD)- Flail Mowers	This Series Designated for Grounds Maintenance Contract (RFP# 070313)
96" Super Heavy Duty (SHD)- Flail Mowers	This Series Designated for Grounds Maintenance Contract (RFP# 070313)
RX- Standard Duty Lift -Type Rotary Mowers	This Series Designated for Grounds Maintenance Contract (RFP# 070313)
RX- Standard Duty Pull -Type Rotary Mowers	This Series Designated for Grounds Maintenance Contract (RFP# 070313)
RX- Heavy Duty Series Lift -Type Rotary Mowers	This Series Designated for Grounds Maintenance Contract (RFP# 070313)
Eagle Mechanical Flex Wing Mowers	This Series Designated for Grounds Maintenance Contract (RFP# 070313)
Exten-A-Kut II Rotary Mowers	This Series Designated for Grounds Maintenance Contract (RFP# 070313)
Grass King Flail Mowers	This Series Designated for Grounds Maintenance Contract (RFP# 070313)
McConnel Power Arm (PA)	This Series Designated for Grounds Maintenance Contract (RFP# 070313)

SWITCHBLADE

5', 6' Sickle Bar Mower

F.O.B. Seguin, TX

STANDARD SPECIFICATIONS

- ♦ Full Hydraulic Drive of Cutter Knife
- ♦ Hydraulically Actuated Breakaway
- ♦ Hydraulic Lift and Tilt
- ♦ Knife Speed Governor
- ♦ 3" Heavy Duty Industrial Rock Guards
- ♦ Reversible Hydraulic Motor
- ♦ Safety Transport Locks
- ♦ Self-Contained Hydraulics
- ♦ Cutting Capacity: 1/2" diameter material
- ♦ Tractor Req: Min. 3,000 lbs. and a 25 HP rating

PRODUCT ORDER CODE	DESCRIPTION	APPROX. WEIGHT		LIST PRICE
SWITCHBLADE BASE UNIT <i>(One Choice Required)</i>				
04116007	5' Switchblade Single RH w/ Serrated Knives	709		12,171
04117207	6' Switchblade Single RH w/ Serrated Knives	723		12,422
MOUNT KIT <i>(One Choice Required)</i>				
<i>See Mount Kit Page for Descriptions and Part Numbers</i>				
OPTIONS				
02974374	Additional Operators and Parts Manuals (Hard Copy)			51
02986457	Additional Operators, Parts & Service Manuals (CD Format)			51
0487100	Knife Holder Brackets (Order Quantity 2 per Unit)	9		125
02986583	Case-IH Farmall U & NH T5000 Series Pump Guard Kit			296
02977682	Case-IH JX-C & NH TN-A / T4000 Series Pump Guard Kit			296
02982781	Case-IH JX-U & NH TL-A Series Pump Guard Kit			296
02983392	John Deere 5105/5205 Pump Guard Kit			296
02985461	John Deere 5220/5320 & 5E Series Pump Guard Kit			296
02983480	John Deere 5025 / 5E Limited & 5M Series Pump Guard Kit			296
02988134	Kubota M5040/M6040/M7040 Pump Guard Kit			296
0800000	Factory Mount			1,801
02991513	Special Mower Paint			349
02991505	Additional 12 Month Warranty			1,880

Alamo Industrial

(800) 882-5762

SWITCHBLADE

5', 6' MOUNT KIT OPTIONS

F.O.B. Seguin, TX

TRACTOR DESCRIPTION	SUBFRAME	HYDRAULIC	MAX. TIRE SIZE		LIST
	KIT	KIT	FRONT	REAR	PRICE
Case-IH					
Case-IH Farmall 85U/95U/105U Cab/2&4wd	02986587	02986588	11.2-24	16.9-30	4,847
Case-IH JX1060C/1070C/1075C Cab/2&4wd	02980118	02980119	11.2-24	16.9-30	4,847
Case-IH JX1080U/1090U/1100U ROPS/2&4wd	02982821	02982819	11.2-24	16.9-30	4,847
Case-IH JX1080U/1090U/1100U Cab/2&4wd	02982774	02982768	11.2-24	16.9-30	4,847
John Deere					
John Deere 5045E/5055E/5065E/5075E ROPS/2&4wd	02975240	02990108	9.5-24	16.9-28	4,847
John Deere 5065M/5075M ROPS/2&4wd	02988414	02988413	9.5-24	16.9-30	4,847
John Deere 5065M/5075M Cab/2&4wd	02988414	02988412	9.5-24	16.9-30	4,847
John Deere 5083/5093/5101 E- Series Cab/4wd 2011-2013	02990238	02991122	12.4-24	18.4-30	5,288
John Deere 5085/5100/5115- M Series Cab 2/4wd 2012- 2013	02991985	02991972	11.2-24	16.9-30	5,288
John Deere 5105/5205 ROPS/2&4wd	02983241	02983239	9.5-24	14.9-28	4,847
John Deere 5220/5320 ROPS/2wd (Straddle Platform)	02975240	02979841	7.50-16	16.9-30	4,847
John Deere 5220/5320 Cab/2wd	02977928	02982282	7.50-16	16.9-30	4,847
John Deere 5225/5325 ROPS/2&4wd	02983098	02983099	9.5-24	16.9-30	4,847
John Deere 5225/5325 Cab/2&4wd	02983098	02983101	9.5-24	16.9-30	4,847
John Deere 5425/5525 ROPS/2&4wd (IOOS Platform)	02982523	02982524	11.2-24	16.9-30	4,847
John Deere 5425/5525/5603/5625 Cab/2&4wd	02982523	02983229	11.2-24	16.9-30	4,847
John Deere 5425/5525/5603/5625 Cab/2&4wd w/JD Loader	02983935	02983936	11.2-24	16.9-30	4,847
Kubota					
Kubota L5740 Cab/4wd (Mid-Mount PTO Req'd)	02987344	02990138	9.5-16	14.9-26	4,847
Kubota M5040/M6040/M7040 ROPS/2&4wd	02986297	02986298	12.5/80-18	16.9-28	4,847
Kubota M5040/M6040/M7040 Cab/2&4wd	02984775	02984776	11.2-24	16.9-30	4,847
New Holland					
New Holland T4020/4030 ROPS/2&4wd	02987690	02987691	11.2-20	16.9-28	4,847
New Holland T4020/4030 Cab/2&4wd	02988096	02988098	11.2-20	16.9-28	4,847
New Holland T5040/5050/5060/5070 Cab/2&4wd	02986587	02986588	11.2-24	16.9-30	4,847
New Holland TL80A/90A/100A ROPS/2&4wd	02982821	02982819	11.2-24	16.9-30	4,847
New Holland TL80A/90A/100A Cab/2&4wd	02982774	02982768	11.2-24	16.9-30	4,847
New Holland TN60A/70A/75A ROPS/2&4wd	02977320	02977321	11.2-24	16.9-28	4,847
New Holland TN60DA/70DA/75DA Cab/2&4wd	02980118	02980119	11.2-24	16.9-30	4,847
New Holland TN85A/95A ROPS/2&4wd	02984694	02984695	11.2-24	16.9-30	4,847

OTHER SPECIFICATIONS

- 1) Tractors should not be ordered with mid-mount loader valves as they may interfere with the subframe structure.
- 2) New Holland T4000, T5000 and TL-A models require a smaller replacement battery. We recommend Exide #34R-84N (Alamo #02982767).
- 3) The John Deere 5105/5205 will require a modification to the front bolster for proper driveline clearance.

Alamo Industrial
(800) 882-5762

SUPER HEAVY DUTY

74" Flail Mower

F.O.B. Seguin, TX

STANDARD SPECIFICATIONS

- ♦ 74" Cutting Width
- ♦ 10-Gauge Unitized Cutter Housing
- ♦ 5/16" Side Plates
- ♦ 4-1/2" x 5/16" Wall Cuttershaft
- ♦ 1-15/16" Bore Greaseable, Self Aligning Cuttershaft Bearings
- ♦ Belt Drive from Gearbox to Cuttershaft with Automatic Spring Tension
- ♦ 6" Adjustable Rear Roller
- ♦ Cutting Capacity: 1" Diameter Grass Material
- ♦ Factory Set-Up
- ♦ 60 HP Gearbox
- ♦ CAT 4 Driveline
- ♦ Torque Limiter Clutch
- ♦ Front & Rear Deflectors
- ♦ Available in Fine or Coarse-Cut
- ♦ 1/2" - 6" Cutting Height
- ♦ Tractor Req: Min 35 HP
- ♦ CAT I or CAT II Three-Point Hitch

PRODUCT ORDER CODE	DESCRIPTION	APPROX. WEIGHT		LIST PRICE
74" SHD FLAIL BASE UNIT <i>(One Choice Required)</i>				
SHD74CTRFC	74" SHD, Center Mount (Fine Cut)	930		6,931
SHD74CTRCC	74" SHD, Center Mount (Course Cut- 3 oz. knives)	930		6,931
SHD74CTRES	74" SHD, Center Mount (Extreme Service- 4 oz. knives)	930		7,133
SHD74080FC	74" SHD, Offset 8" Right (Fine Cut)	930		6,931
SHD74080CC	74" SHD, Offset 8" Right (Course Cut- 3 oz. knives)	930		6,931
SHD74080ES	74" SHD, Offset 8" Right (Extreme Service- 4 oz. knives)	930		7,133
SHD74140FC	74" SHD, Offset 14" Right (Fine Cut)	930		6,931
SHD74140CC	74" SHD, Offset 14" Right (Course Cut- 3 oz. knives)	930		6,931
SHD74140ES	74" SHD, Offset 14" Right (Extreme Service- 4 oz. knives)	930		7,133
SHD74CTRFCB	74" SHD, Center Mount, Caster Brackets (Fine Cut)	974		7,482
SHD74CTRCCB	74" SHD, Center Mount, Caster Brackets (Course Cut- 3 oz. knives)	974		7,482
SHD74CTRESCB	74" SHD, Center Mount, Caster Brackets (Extreme Service- 4 oz. knives)	974		7,684
SHD74080FCB	74" SHD, Offset 8" Right, Caster Brackets (Fine Cut)	974		7,482
SHD74080CCB	74" SHD, Offset 8" Right, Caster Brackets (Course Cut- 3 oz. knives)	974		7,482
SHD74080ESCB	74" SHD, Offset 8" Right, Caster Brackets (Extreme Service- 4 oz. knives)	974		7,684
SHD74140FCB	74" SHD, Offset 14" Right, Caster Brackets (Fine Cut)	974		7,482
SHD74140CCB	74" SHD, Offset 14" Right, Caster Brackets (Course Cut- 3 oz. knives)	974		7,482
SHD74140ESCB	74" SHD, Offset 14" Right, Caster Brackets (Extreme Service- 4 oz. knives)	974		7,684
CASTERS <i>(One Choice Required)</i>				
702193	360° Laminated Caster Wheel w/ Roller	154		1,144
702192	360° Pneumatic Caster Wheel w/ Roller	86		1,248
OPTIONS				
701150	Lift Chain (1 Required for offset units; 2 Required for Centered Units)	7		99
02991506	Additional 12 Month Warranty			1,655
02991514	Special Mower Paint			451

Alamo Industrial

(800) 882-5762

SUPER HEAVY DUTY

88" Flail Mower

F.O.B. Seguin, TX

STANDARD SPECIFICATIONS

- ◆ 88" Cutting Width
- ◆ 10-Gauge Unitized Cutter Housing
- ◆ 5/16" Side Plates
- ◆ 4-1/2" x 5/16" Wall Cuttershaft
- ◆ 1-15/16" Bore Greaseable, Self Aligning Cuttershaft Bearings
- ◆ Belt Drive from Gearbox to Cuttershaft with Automatic Spring Tension
- ◆ 6" Adjustable Rear Roller
- ◆ Cutting Capacity: 1" Diameter Grass Material
- ◆ Factory Set-Up
- ◆ 60 HP Gearbox
- ◆ CAT 4 Driveline
- ◆ Torque Limiter Clutch
- ◆ Front & Rear Deflectors
- ◆ Available in Fine or Coarse-Cut
- ◆ 1/2" - 6" Cutting Height
- ◆ Tractor Req: Min 35 HP
- ◆ CAT I or CAT II Three-Point Hitch

PRODUCT ORDER CODE	DESCRIPTION	APPROX. WEIGHT		LIST PRICE
88" SHD FLAIL BASE UNIT <i>(One Choice Required, Continued Next Page)</i>				
SHD88CTRFC	88" SHD, Center Mount (Fine Cut)	1035		7,029
SHD88CTRCC	88" SHD, Center Mount (Course Cut- 3 oz. knives)	1035		7,029
SHD88CTRES	88" SHD, Center Mount (Extreme Service- 4 oz. knives)	1035		7,270
SHD88085FC	88" SHD, Offset 8.5" Right (Fine Cut)	1035		7,029
SHD88085CC	88" SHD, Offset 8.5" Right (Course Cut- 3 oz. knives)	1035		7,029
SHD88085ES	88" SHD, Offset 8.5" Right (Extreme Service- 4 oz. knives)	1035		7,270
SHD88145FC	88" SHD, Offset 14.5" Right (Fine Cut)	1035		7,029
SHD88145CC	88" SHD, Offset 14.5" Right (Course Cut- 3 oz. knives)	1035		7,029
SHD88145ES	88" SHD, Offset 14.5" Right (Extreme Service- 4 oz. knives)	1035		7,270
SHD88205FC	88" SHD, Offset 20.5" Right (Fine Cut)	1035		7,029
SHD88205CC	88" SHD, Offset 20.5" Right (Course Cut- 3 oz. knives)	1035		7,029
SHD88205ES	88" SHD, Offset 20.5" Right (Extreme Service- 4 oz. knives)	1035		7,270
SHD88265FC	88" SHD, Offset 26.5" Right (Fine Cut)	1035		7,029
SHD88265CC	88" SHD, Offset 26.5" Right (Course Cut- 3 oz. knives)	1035		7,029
SHD88265ES	88" SHD, Offset 26.5" Right (Extreme Service- 4 oz. knives)	1035		7,270
SHD88CTRFCB	88" SHD, Center Mount, Caster Brackets (Fine Cut)	1069		7,825
SHD88CTRCCB	88" SHD, Center Mount, Caster Brackets (Course Cut- 3 oz. knives)	1069		7,825
SHD88CTRESCB	88" SHD, Center Mount, Caster Brackets (Extreme Service- 4 oz. knives)	1069		8,066
SHD88085FCCB	88" SHD, Offset 8.5" Right, Caster Brackets (Fine Cut)	1069		7,825
SHD88085CCCB	88" SHD, Offset 8.5" Right, Caster Brackets (Course Cut- 3 oz. knives)	1069		7,825
SHD88085ESCB	88" SHD, Offset 8.5" Right, Caster Brackets (Extreme Service- 4 oz. knives)	1069		8,066
SHD88145FCCB	88" SHD, Offset 14.5" Right, Caster Brackets (Fine Cut)	1069		7,825
SHD88145CCCB	88" SHD, Offset 14.5" Right, Caster Brackets (Course Cut- 3 oz. knives)	1069		7,825
SHD88145ESCB	88" SHD, Offset 14.5" Right, Caster Brackets (Extreme Service- 4 oz. knives)	1069		8,066
PRICING CONTINUED ON NEXT PAGE				

Alamo Industrial

(800) 882-5762

SUPER HEAVY DUTY

88" Flail Mower

F.O.B. Seguin, TX

PRODUCT ORDER CODE	DESCRIPTION	APPROX. WEIGHT		LIST PRICE
88" SHD FLAIL BASE UNIT <i>(One Choice Required)</i>				
SHD88205FCCB	88" SHD, Offset 20.5" Right, Caster Brackets (Fine Cut)	1069		7,825
SHD88205CCCB	88" SHD, Offset 20.5" Right, Caster Brackets (Course Cut- 3 oz. knives)	1069		7,825
SHD88205ESCB	88" SHD, Offset 20.5" Right, Caster Brackets (Extreme Service- 4 oz. knives)	1069		8,066
SHD88265CCCB	88" SHD, Offset 26.5" Right, Caster Brackets (Course Cut- 3 oz. knives)	1069		7,825
SHD88265ESCB	88" SHD, Offset 26.5" Right, Caster Brackets (Extreme Service- 4 oz. knives)	1069		8,066
CASTERS <i>(One Choice Required)</i>				
702193	360° Laminated Caster Wheel w/ Roller	154		1,144
702192	360° Pneumatic Caster Wheel w/ Roller	86		1,248
OPTIONS				
701150	Lift Chain (1 Required for offset units; 2 Required for Centered Units)	7		99
803211	Additional Operators and Parts Manual			49
02991506	Additional 12 Month Warranty			1,655
02991515	Special Mower Paint			537

Alamo Industrial

(800) 882-5762

SUPER HEAVY DUTY

96" 3-Point Mount Flail Mower

F.O.B. Seguin, TX

STANDARD SPECIFICATIONS

- ◆ 96" Cutting Width
- ◆ 10-Gauge Unitized Cutter Housing
- ◆ 5/16" Side Plates
- ◆ 4-1/2" x 5/16" Wall Cuttershaft
- ◆ 1-15/16" Bore Greaseable, Self Aligning Cuttershaft Bearings
- ◆ Belt Drive from Gearbox to Cuttershaft with Automatic Spring Tension
- ◆ 6" Adjustable Rear Roller
- ◆ Cutting Capacity: 1" Diameter Grass Material
- ◆ Factory Set-Up
- ◆ Available in Fine or Coarse-Cut
- ◆ 60 HP Gearbox
- ◆ CAT 4 Driveline
- ◆ Torque Limiter Clutch
- ◆ Front & Rear Deflectors
- ◆ Available in Fine or Coarse-Cut
- ◆ 1/2" - 6" Cutting Height
- ◆ Tractor Req: Min 35 HP
- ◆ CAT I or CAT II Three-Point Hitch

PRODUCT ORDER CODE	DESCRIPTION	APPROX. WEIGHT		LIST PRICE
96" SHD FLAIL BASE UNIT <i>(One Choice Required)</i>				
SHD96CTRFC	96" SHD, Center Mount (Fine Cut)	1170		7,828
SHD96CTRCC	96" SHD, Center Mount (Course Cut- 3 oz. knives)	1170		7,828
SHD96CTRES	96" SHD, Center Mount (Extreme Service- 4 oz. knives)	1170		8,092
SHD96125FC	96" SHD, Offset 12.5" Right (Fine Cut)	1170		7,828
SHD96125CC	96" SHD, Offset 12.5" Right (Course Cut- 3 oz. knives)	1170		7,828
SHD96125ES	96" SHD, Offset 12.5" Right (Extreme Service- 4 oz. knives)	1170		8,092
SHD96185FC	96" SHD, Offset 18.5" Right (Fine Cut)	1170		7,828
SHD96185CC	96" SHD, Offset 18.5" Right (Course Cut- 3 oz. knives)	1170		7,828
SHD96185ES	96" SHD, Offset 18.5" Right (Extreme Service- 4 oz. knives)	1170		8,092
SHD96245CC	96" SHD, Offset 24.5" Right (Course Cut- 3 oz. knives)	1170		7,828
SHD96245ES	96" SHD, Offset 24.5" Right (Extreme Service- 4 oz. knives)	1170		8,092
SHD96305CC	96" SHD, Offset 30.5" Right (Course Cut- 3 oz. knives)	1170		7,828
SHD96305ES	96" SHD, Offset 30.5" Right (Extreme Service- 4 oz. knives)	1170		8,092
SHD96CTRFCB	96" SHD, Center Mount, Caster Brackets (Fine Cut)	1249		8,356
SHD96CTRCCB	96" SHD, Center Mount, Caster Brackets (Course Cut- 3 oz. knives)	1249		8,356
SHD96CTRESCB	96" SHD, Center Mount, Caster Brackets (Extreme Service- 4 oz. knives)	1249		8,620
SHD96125CCCB	96" SHD, Offset 12.5" Right, Caster Brackets (Course Cut 3 oz. knives)	1249		8,356
SHD96125ESCB	96" SHD, Offset 18.5" Right, Caster Brackets (Extreme Service- 4 oz. knives)	1249		8,620
SHD96245CCCB	96" SHD, Offset 24.5" Right, Caster Brackets (Course Cut- 3 oz. knives)	1249		8,356
SHD96245ESCB	96" SHD, Offset 24.5" Right, Caster Brackets (Extreme Service- 4 oz. knives)	1249		8,620
SHD96305CCCB	96" SHD, Offset 30.5" Right, Caster Brackets (Course Cut- 3 oz. knives)	1249		8,356
SHD96305ESCB	96" SHD, Offset 30.5" Right, Caster Brackets (Extreme Service- 4 oz. knives)	1249		8,620
CASTERS <i>(One Choice Required)</i>				
702193	360° Laminated Caster Wheel w/ Roller	154		1,144
702192	360° Pneumatic Caster Wheel w/ Roller	86		1,248
OPTIONS				
701150	Lift Chain (1 Required for offset units; 2 Required for Centered Units)	7		99
803211	Additional Operators and Parts Manual			49
02991506	Additional 12 Month Warranty			1,655
02991516	Special Mower Paint			586

Alamo Industrial

(800) 882-5762

RX- HEAVY DUTY

60", 72", 84", 96" Lift -Type Rotary Mower

F.O.B. Gibson City, IL

STANDARD SPECIFICATIONS

- ◆ RX60 Models- 60" Cutting Width
- RX72 Models- 72" Cutting Width
- RX84 Models- 84" Cutting Width
- RX96 Models- 96" Cutting Width
- ◆ All models- 540 PTO Type
- ◆ RX60 Models- CAT I Three-Point Hitch
- RX72/RX84/RX96 Models- CAT II Three-Point Hitch
- ◆ RX60/RX72 Models- 110 HP Gearbox
- RX 84 Models- 120 HP Gearbox
- RX96 Models- 120 HP Center Power Divider - 110 HP Gearboxes
- ◆ CAT 4 Shielded Drivelines
- ◆ Slip Clutch Protection
- ◆ Pan Blade Carrier w/ Updraft Blades
- ◆ 360° Swivel Tailwheel
- ◆ Rated For 2" Brush
- ◆ Front & Rear Double Chainguards
- ◆ 10-Gauge Rolled Top Deck
- ◆ 1/4" x 9" Side Skirts
- ◆ Continuous Weld Deck to Skirt Seam

PRODUCT ORDER CODE	DESCRIPTION	APPROX. WEIGHT		LIST PRICE
NOTE: SOME ASSEMBLY IS REQUIRED ON ALL RX UNITS				
RX60 BASE UNIT				
RX020160	RX60 Lift- Type 540 PTO Model (Round Pan, Single Tail Wheel, w/Double Chain Guards)	1069		4,556
RX020172	RX72 Lift- Type 540 PTO Model (Round Pan, Single Tail Wheel, w/Double Chain Guards)	1252		5,016
RX000184	RX84 Lift- Type 540 PTO Model (Round Pan, Single Tail Wheel, w/Double Chain Guards)	1,381		5,478
RX000284	RX84 Lift-Type 540 PTO Model (Round Pan, Dual Tail Wheel, w/Double Chain Guards)	1,479		5,895
04200096	RX96 Lift-Type 540 PTO (Round Pan, Dual Tail Wheel, w/Double Chain Guards)	2024		8,508
OPTIONS				
3570	Check Chain Kit (Contains a Set of 2 Chains) (CAT I)	8		204
3571M	Check Chain Kit (Contains a Set of 2 Chains) (CAT II)	15		438
00763420	Offset Adapter Kit (15 3/4 in Offset)- RX84 & RX96 Units only	240		2,836
8B208	Additional Operators Manual- RX 60/72/84 Series			51
8B184	Additional Operators Manual- RX 96 Models			51
02991507	Additional 12 Month Warranty- RX Series			1,552
02991517	Special Mower Paint on RX60 Units			407
02991518	Special Mower Paint on RX72 Units			488
02991519	Special Mower Paint on RX84 Units			556
02991520	Special Mower Paint on RX96 Units			652

Alamo Industrial
(800) 882-5762

RX- HEAVY DUTY

84", 96" Pull-Type Rotary Mowers

F.O.B. Gibson City, IL

STANDARD SPECIFICATIONS

- ♦ RX84- 84" Cutting Width
- ♦ RX96- 96" Cutting Width
- ♦ Designed for 540 RPM PTO applications
- ♦ 10-Gauge Top Deck
- ♦ Pan Blade Carriers w/ Updraft Type Blades
- ♦ 4" Blade Overlap
- ♦ Replaceable Skid Shoes
- ♦ Front & Rear Double Chainguards
- ♦ RX84- 120 HP Gearbox
- ♦ RX96- 120 HP Center Power Divider - 110HP Outer Gearboxes
- ♦ Parking Jack
- ♦ Safety Tow Chain
- ♦ Pull-Type Design
- ♦ 1/4" x 9" Side Skirts
- ♦ CAT 4 Shielded Driveline
- ♦ Slip Clutch Protection

PRODUCT ORDER CODE	DESCRIPTION	APPROX. WEIGHT		LIST PRICE
NOTE: SOME ASSEMBLY IS REQUIRED ON ALL RX UNITS				
RX96 PULL-TYPE BASE UNIT <i>(Less Wheels)</i>				
RX011184	RX84 Pull-Type 540 PTO (Round Pan, Hyd Cyl & Hose Kit, Dual Tail Wheel, w/Double Chain Guards)	1238		7,694
04300096	RX96 Pull-Type 540 PTO (Round Pan, Hyd Cyl & Hose Kit, Dual Tail Wheel, w/Double Chain Guards)	2439		9,728
WHEEL & TIRE OPTIONS <i>(One Choice Required)</i>				
00770519	Two Laminated Tires & Wheels	150		435
00770544	Two Used Airplane Tires & Wheels	156		516
00770524	Two 15" Wheels (Wheels Only)	36		117
00770529	Two Implement Tires & Wheels	80		461
OPTIONS				
00778158	Spring Shock Absorber- RX84 & RX96 Units only	25		741
00755234	Stroke Control- RX84 & RX96 Units only	1		41
8B184	Additional Operators Manual- RX 96 Models			51
02991507	Additional 12 Month Warranty- RX Series			1,552
02991519	Special Mower Paint on RX84 Units			556
02991520	Special Mower Paint on RX96 Units			652

Alamo Industrial

(800) 882-5762

RX- SUPER HEAVY DUTY

72" Lift-Type Rotary Mower

F.O.B. Gibson City, IL

STANDARD SPECIFICATIONS

- ◆ 72" Cutting Width
- ◆ 540 PTO
- ◆ CAT I or II Three-Point Hitch
- ◆ Pan Blade Carrier
- ◆ Slip Clutch Protection
- ◆ 7-gauge top deck
- ◆ Continuous Weld Deck to Skirt Seam
- ◆ Front & Rear Double Chainguards
- ◆ Tractor PTO HP Required - 40
- ◆ 130 HP Gearbox
- ◆ CAT 5 Shielded Drivelines
- ◆ 360° Swivel Tailwheel
- ◆ Rated For 4" Brush

PRODUCT ORDER CODE	DESCRIPTION	APPROX. WEIGHT		LIST PRICE
NOTE: SOME ASSEMBLY IS REQUIRED ON ALL RX UNITS				
RX72HD BASE UNIT				
RXHD1072	RX72HD Lift- Type 540 PTO Model (Round Pan, Single Tail Wheel, w/Double Chain Guards)	1275		6,349
OPTIONS				
3570	Check Chain Kit (Contains a Set of 2 Chains) (CAT I)	8		204
8B209	Additional Operators Manual- RX72HD Models			51
02991507	Additional 12 Month Warranty- RX Series			1,552
02991518	Special Mower Painton RX72 Units			488

Alamo Industrial

(800) 882-5762

EAGLE MECHANICAL

10', 15' Flex-Wing Rotary Mower

F.O.B. Gibson City, IL

Standard Specifications

- ♦ All Models: 540 PTO Only
- ♦ Cutting Width: Eagle 10' Models: 126" Eagle 15' Models: 180"
- ♦ Overall Width: Eagle 10' Models: 133" Eagle 15' Models: 186"
- ♦ Overall Length: Eagle 10' Models: 183" Eagle 15' Models: 183"
- ♦ Transport Width: Eagle 10' Models: 88" Eagle 15' Models: 96"
- ♦ Cutting Height Range: 1-1/2" Min. to 14-1/2" Max
- ♦ Self-Leveling Height Adjustment: Hydraulic Cylinder
- ♦ Blade Carrier: Reinforced Pan w/ Updraft Style Blades
- ♦ Standard Blades: 1/2" Thick x 4" Wide
- ♦ Gearbox Rating: * (Ratings based on actual field performance)
Power Divider - 235 HP Center & Wing - 205 HP
- ♦ Wing Flex Degrees: 90 up, 22 down
- ♦ Blade Overlap: 6"
- ♦ Jack Stand: Standard
- ♦ Required Horsepower: 50
- ♦ Weight: Eagle 10' Models: Approximately 3,850 lbs.
Eagle 15' Models: Approximately 5,435 lbs.
- ♦ Safety Tow Chain: Standard
- ♦ Output Shaft Diameter: 2-3/8"
- ♦ Blade Tip Speed: Center 16,286 FPM
Wing 16,415 FPM
- ♦ Cutting Capacity: 3-1/2" Grass Material
- ♦ Driveline Size: Main - Cat 5
Constant Velocity
Wing - Cat 5
- ♦ Driveline Protection: Slip Clutch
- ♦ Deck Thickness: 7 gauge
- ♦ Side Skirt: 1/4" x 10-1/2"
- ♦ Tires & Wheel: Foam-filled used airplane
- ♦ Wing Lift Hydraulics: Standard
- ♦ Double Chainguards
- ♦ Mower Warranty: One year limited
- ♦ Gearbox Warranty: 5 year limited
- ♦ Hitch: Drawbar- Pull-Type Unit

PRODUCT ORDER CODE	DESCRIPTION	APPROX. WEIGHT		LIST PRICE
04052115	Eagle 15' Flex-Wing 540 PTO Model (Deck Rings, w/ 6 Foam Filled Airplane Tires)	5435		24,460
04052110	Eagle 10' Flex-Wing 540 PTO Model (Deck Rings, w/ 5 Foam Filled Airplane Tires)	3850		21,191
NOTE: TRACTOR MUST BE EQUIPPED WITH 2 REAR REMOTES FOR PROPER OPERATION				
OPTIONS				
00780570	Winch & Stand	34		795
00769178	Ball Hitch (2-5/16" Ball)	50		504
00773869	Pintle Hitch Kit (Requires Tractor Drawbar Modification)	50		1038
00774802	Single Auxillary Spindle Kit (Requires 1 Additional Tire and Wheel)	24		217
00774803	Dual Auxillary Spindle Kit (Requires 2 Additional Tires and Wheels)	24		433
00779383	Set of Heavy Duty Updraft Blades (5/8" Thick x 4" Wide)- 15' Eagle Model	100		491
00779389	Set of Heavy Duty Updraft Blades (5/8" Thick x 4" Wide)- 10' Eagle Model	100		349
00780567C	Additional Operators Manual- Eagle Series			51
00780567P	Additional Parts Manual- Eagle Series			51
02991508	Additional 12 Month Warranty- Eagle Series			2409
02991522	Special Mower Paint- Eagle 15 Models (Call before quoting)			1094
02991521	Special Mower Paint- Eagle 10 Models (Call before quoting)			803
WHEEL & TIRE OPTIONS (SELECT FROM ONE GROUP OF TIRES) (5 OR 6 REQUIRED)				
00008700	15" Wheel- Rim only (5 Hole Pattern)	18 each		65
00025200	Laminated Tire & Wheel	75 each		209
00749698	Implement Tire & Wheel	40 each		248
00771461	Used Airplane Tire & Wheel (Not Foam Filled)	78 each		273
00787512	Foam-Filled Used Airplane Tire & Wheel (21 x 7- 12 ply) - Standard in base pricing	75 each		289
SHIPPING CONFIGURATION				
00888802	Fully Assembled			N/C
00888703	Unassembled, Shipped in Bundles			N/C

Alamo Industrial

(800) 882-5762

EXTEN-A-KUT II

Rear-Mount Offset Rotary Mower

F.O.B. Seguin, TX

STANDARD SPECIFICATIONS

- ◆ 60" Cutting Width
- ◆ CAT II Three-Point Hitch
- ◆ 60-Gallon Hydraulic Reservoir
- ◆ 12'6" Maximum Reach from Right Side of Tractor
- ◆ 180° Head Tilt
- ◆ 79 HP Hydraulic Pump Attached to a Speed Increaser
- ◆ 10-Gauge Deck with Boxed Channel Frame
- ◆ 81 HP Hydraulic Motor Directly Splined to Spindle
- ◆ 2" Spindle in a Unibody Cast Housing
- ◆ Bar Blade Carrier
- ◆ 1/2" x 4" Updraft Blades
- ◆ Front & Rear Double Chainguards

PRODUCT ORDER CODE	DESCRIPTION	APPROX. WEIGHT		LIST PRICE
EXTEN-A-KUT II BASE UNIT <i>(One Choice Required)</i>				
04700014	Exten-A-Kut II, 540 PTO, Bar Blade Carrier	1620		15,065
04700011	Exten-A-Kut II, 540 PTO, Pan Blade Carrier	1650		15,268
FRONT GUARD <i>(One Choice Required)</i>				
00775779	Double Chain Guard	58		In Base Price
REAR GUARD <i>(One Choice Required)</i>				
00775779	Double Chain Guard	58		In Base Price
OPTIONS				
02969111	Additional Operators and Parts Manual			52
00777523	Tail Wheel Kit (Ser.#011804 & Up)	72		785
02964902	Cable & Clamp Kit	12		22
02991509	Additional 12 Month Warranty			1,552
02991523	Special Mower Paint			369

Alamo Industrial
(800) 882-5762

GRASS KING

62" & 74" Offset Flail Mowers

F.O.B. Seguin, TX

STANDARD SPECIFICATIONS

- ◆ 6"x8"x3/16" Welded Rectangular Tube Frame
- ◆ 360 degree Rotating Rear Caster Wheel
- ◆ CAT I or CAT II Three-Point Hitch
- ◆ 50 to 90 Horsepower Tractor Required
- ◆ Hydraulic Piston Pump Rated @ 4000 PSI
- ◆ CAT 4 Driveline
- ◆ 1 to 4 Speed Increaser
- ◆ 14 Gallon Hydraulic Reservoir
- ◆ 12 Micron Filtration System
- ◆ 10 Gauge Unitized Cutter Housing
- ◆ 62" or 74" Cutting Widths
- ◆ 1/2" Inboard & 5/16" Outboard End Plates
- ◆ Replaceable Skid Shoes
- ◆ 4-1/2" x 5/16" Bore, Greasable, Self-Aligning Cuttershaft Bearings
- ◆ Belt Drive from Motor to Cuttershaft with Automatic Spring Tension
- ◆ 74 HP Motor
- ◆ 6" Adjustable Rear Roller
- ◆ Front & Rear Deflectors
- ◆ Available in Fine or Coarse-Cut
- ◆ 1/2" - 6" Cutting Height
- ◆ Cutting Capacity: 1" diameter material
- ◆ Tractor Req: Min 50-90 HP range

PRODUCT ORDER CODE	DESCRIPTION	APPROX. WEIGHT		LIST PRICE
GRASS KING FLAIL BASE UNIT <i>(One Choice Required)</i>				
04006200	Grass King 62" Flail Mower	2038		18,166
04006202	Grass King 62" Flail Mower w/ Extreme Service- 4 oz.Knives	2032		18,722
04007400	Grass King 74" Flail Mower	2080		18,825
04007410	Grass King 74" Flail Mower w/ Extreme Service- 4 oz.Knives	2074		19,046
LIFT PIN OPTIONS <i>(One Choice Required)</i>				
02965040	Lift Pin CAT I	8		N/C
02965050	Lift Pin CAT II	8		N/C
OPTIONS				
02965180	Additional Operators and Parts Manual			51
3570GK	Check Chains (CAT I)	8		204
3571MGK	Check Chains (CAT II)	15		438
00772391	Parking Jack (3,000 lb / Side Wind)	11		86
02991510	Additional 12 Month Warranty			776
02991524	Special Mower Paint			369

Alamo Industrial
(800) 882-5762

MCCONNEL PA REAR-MOUNT BOOM

Articulated Rear-Mount Models

F.O.B. Seguin, TX

STANDARD SPECIFICATIONS

- ♦ All Models Feature Welded Tubular Frame Design
- ♦ PA4330- CAT I or CAT II Three-Point Hitch
- ♦ PA4745/48- CAT II Three-Point Hitch
- ♦ All Models Feature Self-Contained Hydraulics
- ♦ Machine Weight With Flail & Oil: PA4330- 1,409 lbs/PA4745: 2,151 lbs/ PA48: 2,750 lbs
- ♦ Boom Reach:
 - PA4330- Up-16'8", Out-13'8"
 - PA4745- Up-16'0", Out-14'0"
 - PA48- Up-16'5", Out-15'0"
- ♦ Minimum Tractor Requirements*:
 - PA4330- Tractor Weight of 4,010 lbs & 45 PTO hp
 - PA4745- Tractor Weight of 5,512 lbs & 50 PTO hp
 - PA48- Tractor Weight of 6,614 lbs & 60 PTO hp
- ♦ Reservoir Capacity:
 - PA4330- 17 Gallon
 - PA4745- 39 Gallon
 - PA48- 47 Gallon
- ♦ Output Horsepower:
 - PA4330- 25 hp (1" Cutting Capacity)
 - PA4745- 45 hp (2" Cutting Capacity)
 - PA48- 54 hp (2" Cutting Capacity)

* This product line is not recommended for Kubota tractors.

PRODUCT ORDER CODE	DESCRIPTION	APPROX. WEIGHT		LIST PRICE
PA 4330- POWER ARM BOOMS				
Tractors with CAT I or CAT II, three-point hitch, 540 PTO shaft, 45 PTO hp minimum*				
Note: Front counterweight may be required				
BASE UNIT				
04090265	PA 4330 Rear-Mount RH Boom Assembly (Cable-operated/ w Lift float)	1360		16,078
MOWER HEADS				
02991665	PA 4330 39" Flail Head Assy.- 1.0m Supercut w/ Universal Knives	418		7,204
02991833	PA 4330 47" Flail Head Assy.- 1.2m Supercut w/ "Duck" Knives	665		8,940
PA4745/48- POWER ARM BOOMS				
Tractors with CAT II, three-point hitch, 540 PTO shaft, 60 Eng HP minimum*				
Note: Front counterweight may be required.				
BASE UNIT				
04090260	PA4745 Rear-Mount RH Boom (Cable-operated/ w Lift float)	1951		17,818
04090262	PA48M Rear-Mount RH Boom Mower (Mid-Cut) (Cable-operated/ w Lift float)	1985		20,661
MOWER HEADS				
02987798	PA 4745 47" Flail Head Assy.- 1.2m Supercut Flail w/ F91 "Competition" Knives	660		8,045
02987799	PA48 47" Flail Head Assy.- 1.2m Multicut w/Competition Knives	665		8,609
02988618	PA 4745/48 48" Rotary Head Assy. w/Flaps	600		7,799
SAFETY SCREENS (One Choice Required)				
02964407	Universal Safety Screen Kit- Cab Tractors			N/C
00765754	Universal Safety Screen Kit- Rops Tractors			N/C
OPTIONS				
22674.82	PA 4330 Additional Operators Manual			51
22674.51	PA 4745 Additional Operators Manual			51
41570.69	PA 48 Additional Operators Manual			51
02991512	Additional 12 Month Warranty			1,164

Alamo Industrial

(800) 882-5762



1502 East Walnut St.
Seguin, TX 78155

Sales & Marketing
800-882-5762 830-379-0864 fax
support@alamo-industrial.com

Warranty Registration/Claims
www.alamoparts.com

Return Authorizations
Online Part Orders
Technical Information
www.alamoparts.com
800-356-6286 800-322-5041 fax

www.alamo-industrial.com





NJPA DISCOUNTS

PRODUCT	DISCOUNT		PRODUCT	DISCOUNT
VERSA SERIES			VERSA-PRO FLAIL	
VERSA BOOM 17	15%		VP21	15%
VERSA BOOM 20	15%			
VERSA BOOM 23	15%		SWITCHBLADE SICKLE BAR	
VERSA MOWER 60	15%		SBS5	15%
VERSA MOWER 72	15%		SBS6	15%
VERSA FLAIL 60	15%			
VERSA FLAIL 74	15%		ROTARIES	
VERSA DITCHER	15%		RX60	15%
VERSA LOADER	15%		RX72	15%
VERSA INTERCHANGE UNIT	15%		RX72HD	15%
			RX84	15%
SAMURAI	15%		RX96	15%
SA18	15%			
SA22	15%		FLEX-WING ROTARIES	
SA25	15%		EG10	15%
			EG15	15%
MACHETE 2	15%		EG20	15%
MB18	15%			
MB22	15%		EXTEN-A-KUT II	15%
MB25	15%			
			GRASS KING FLAILS	
MACHETE-FRONT MOUNT	15%		GK62	15%
MB21	15%		GK74	15%
MB24	15%			
			MAVERICK BOOM	
REAR MOUNT BOOMS	15%		MV24	15%
RM17	15%		MV30	15%
RM20	15%			
RM23	15%		AXTREME BOOM	
			AX18	15%
HYDRO FLAILS	15%		AX22	15%
HY88	15%		AX25	15%
HY96	15%			
			MC CONNEL UNITS	15%
HYDRO ROTARIES	15%			
FALCON 10	15%		SUPER-HEAVY DUTY FLAIL	15%
FALCON 15	15%		SHD62	15%
			SHD74	15%
INTERSTATER	15%		SHD88	15%
IS 60" (SINGLE WING)	15%		SHD96	15%
IS 74" (SINGLE WING)	15%			
IS 74" (SINGLE WING)	15%		TURNKEY TRACTORS	15%
IS 88" (SINGLE WING)	15%		TRAXX™ RF	15%
IN17 (DUAL WING)	15%		ALL PARTS	LIST
IN19 (DUAL WING)	15%			
IN21 (DUAL WING)	15%			



WHOLEGOODS PRICING NJPA

National Joint Powers Alliance

RFP #070313



Hydro Select Line

Effective February 15, 2013

Hydro Select Line Price Book

Table of Contents

Falcon Hydraulic Rotary	This Series Designated for Grounds Maintenance Contract (RFP# 070313)
Dual Wing Interstater	This Series Designated for Grounds Maintenance Contract (RFP# 070313)
Dual Wing Interstater- Mount Kits	This Series Designated for Grounds Maintenance Contract (RFP# 070313)
Right Hand Interstater	This Series Designated for Grounds Maintenance Contract (RFP# 070313)
Right Hand Interstater- Mount Kits	This Series Designated for Grounds Maintenance Contract (RFP# 070313)
88" Rear Interstater Flail Mowers	This Series Designated for Grounds Maintenance Contract (RFP# 070313)
96" Rear Interstater Flail Mowers	This Series Designated for Grounds Maintenance Contract (RFP# 070313)
Versa Mower	This Series Designated for Grounds Maintenance Contract (RFP# 070313)
Versa Mower- Mount Kits	This Series Designated for Grounds Maintenance Contract (RFP# 070313)
Traxx RF	This Series Designated for Grounds Maintenance Contract (RFP# 070313)
" Turn Key" Tractor Specs	Select Models Designated for Grounds Maintenance Contract (RFP# 070313)
Axtreme2 Boom	
Axtreme2 Boom- Mount Kits	
Machete2 Boom	
Machete2 Boom- Mount Kits	
Machete1 Front Mount Boom	
Maverick Boom	
Maverick Boom- Mount Kits	
Rear Mount Boom	
Samurai Boom	
Samurai Boom- Mount Kits	
Versa Boom	
Versa Boom- Mount Kits	
Versa Pro- Flail Mowers	

FALCON HYDRAULIC ROTARY

Flex- Wing Mower

F.O.B. Seguin, TX

STANDARD SPECIFICATIONS

- ◆ 540 PTO
- ◆ Available In 10' or 15' Cutting Width
- ◆ Minimum Tractor Requirement: 75 PTO hp
- ◆ 1/4" x 10-1/2" Bolt-On Side Skirts
- ◆ 3 Rear Remotes Required on Tractor For Proper Operation
- ◆ 35-Gallon Reservoir with Dual Filtration
- ◆ Wing Motor Cutoff - standard
- ◆ 63-HP Center Motor, 58-HP wing motor
- ◆ 10' Model includes LH- Counterweight Weldment- Concrete Fill not Included
- ◆ Standard (1) year limited parts and labor warranty.
- ◆ Double Row Chainguards
- ◆ Hydraulically Folding Wings
- ◆ Pan Assembly
- ◆ Updraft Blades
- ◆ Replaceable Skid Shoes
- ◆ Safety Tow Chain
- ◆ Parking Jack
- ◆ Easy Clean Top Deck
- ◆ Clevis Hitch
- ◆ Deck Rings - standard
- ◆ Dual Level Lift Rods

PRODUCT ORDER CODE	DESCRIPTION	APPRX. WEIGHT		LIST PRICE
Base Unit <i>(One Choice Required)</i>				
04532210	Falcon 10', 540 rpm, Pan w/Deck Rings			26,238
04522715	Falcon 15', 540 rpm, Pan w/Deck Rings	6,400		31,998
NOTE: TRACTOR MUST BE EQUIPPED WITH 3 REAR REMOTES FOR PROPER OPERATION				
Wheel & Tire Options <i>(One Choice Required)</i>				
00770532	(Five) Implement Tires & Wheels (6.70-15 / 6 ply)	200		959
00770542	(Five) Recapped Airplane Tires (22 ply)	390		1,640
00770527	(Five) 15" Wheels (Wheels Only)	90		240
00770522	(Five) Laminated Tires & Wheels	375		887
02986580	(Five) Foam Filled Used Airplane Tire & Wheel (Standard Choice For 10 Ft. Models)	375		1,182
00770533	(Six) Implement Tires & Wheels (6.70-15 / 6 ply)	240		1,151
00770543	(Six) Recapped Airplane Tires (22 ply)	468		1,968
00770528	(Six) 15" Wheels (Wheels Only)	108		287
00770523	(Six) Laminated Tires & Wheels	450		1,063
02986581	(Six) Foam Filled Used Airplane Tire & Wheel (Standard Choice for 15 Ft. Models)	450		1,418
Mount Kits <i>(One Choice Required)</i>				
02985210	Case-IH JX-U Series			N/C
02981883	Case-IH MXU & Maxxum Series			N/C
02983169	John Deere 5425/5525/5603/5625			N/C
02991047	John Deere 6000/6010 Series			N/C
00765452	John Deere 6020/6030/7020/7030 Series			N/C
02991275	Kubota M8540/M9540			N/C
02985210	New Holland TL-A Series			N/C
02991409	New Holland T5000 Series			N/C
00751562	New Holland TS90/100/110			N/C
02981883	New Holland TS-A & T6000 Series			N/C
00751565	Universal (Modification/Fabrication Req'd at the Dealer/Customer's Expense)			N/C

ALAMO INDUSTRIAL

(800) 882-5762

Prices Effective February 15, 2013

Rev021513

FALCON HYDRAULIC ROTARY

Flex- Wing Mower

F.O.B. Seguin, TX

Additional Options				
02985378	Additional Operators and Parts Manuals			51
00774803	Falcon 15 Auxiliary Spindle Kit for Dual Wheels On Both Wings (Requires 2 Additional Tires and Wheels)	45		474
00774802	Falcon 10 Auxiliary Spindle Kit for Dual Wheels On Wing (Requires 1 Additional Tire and Wheel)	24		276
Single Wheel and Tires For Spindle Kits Above				
00786014	27" Foam-Filled Used Airplane Tire & Wheel (Standard Choice Wheel and Tire)	75 each		294
00025200	Laminated Tire & Wheel	75 each		146
00749698	Implement Tire & Wheel	40 each		232
00771461	Used Airplane Tire & Wheel	75 each		248
02991066	Asy, Winch & Stand - Falcon 10/15	34		662
00769178	Captive Ball Hitch (2 5/16" Ball)	50		414
00773869	Pintle Hitch Kit (Requires Tractor Drawbar Modification)	50		840
00756846	Falcon 10: Concrete Filler for Weight Box (706 lbs.)	706		405
00755234	Stroke Control Segments	3		34
02991206	Fan Reverser Kit- Standard Equipment on units after 09/01/2012			526
02791800F1	Special Mower Paint (02791800)			841
00889899F3	Additional 12 Month Warranty (00889899)			4014

ALAMO INDUSTRIAL

(800) 882-5762

Prices Effective February 15, 2013

Rev021513

INTERSTATER DUAL-WING

18'5", 20'9" Flail Mower

F.O.B. Seguin, TX

BASE UNIT SPECIFICATIONS

- ◆ 18'5", or 20'9" Overall Cutting Widths
- ◆ Full-Length Welded Tubular Frame with Transport Lock
- ◆ 19-Gallon Reservoir with 12 Micron Filtration
- ◆ Tandem Piston Pumps Rated @ 48 GPM @ 3800 PSI
- ◆ 4-Spool Valve with Detent Position
- ◆ Standard (1) year limited parts and labor warranty

WING MOWER SPECIFICATIONS

- ◆ 62", 74", or 88" Cutting Widths
- ◆ 1/2" Inboard & 5/16" Outboard Side Plates
- ◆ Replaceable Skid Shoes
- ◆ 4-1/2" x 5/16" Wall Cuttershaft
- ◆ 1-5/16" Bore Greaseable, Self-aligning Cuttershaft Bearings
- ◆ 53 HP Piston Motor
- ◆ Belt Drive From Motor To Cuttershaft with Automatic Spring Tension
- ◆ 6" Adjustable Rear Roller
- ◆ 1/2" to 6" Cutting Height
- ◆ Available in Fine or Coarse-Cut
- ◆ Front and Rear Safety Deflectors
- ◆ Automatic Cut-Off Switch
- ◆ Lift Cylinder Capable of 14" Vertical Lift
- ◆ Tilt Cylinder Capable of 45° Down & 90° Up
- ◆ 10-Gauge Unitized Cutter Housing

REAR MOWER SPECIFICATIONS

- ◆ 88" or 96" Cutting Width (Depending on trctr mt. kit)
- ◆ 10-Gauge Unitized Cutter Housing
- ◆ 5/16" Side Plates
- ◆ CAT I or CAT II Three-Point Hitch
- ◆ 4-1/2" x 5/16" Wall Cuttershaft
- ◆ 1-5/16" Bore Greaseable, Self-aligning Cuttershaft Bearings
- ◆ 60 HP Gearbox
- ◆ 6" Adjustable Rear Roller
- ◆ 1/2" to 6" Cutting Height
- ◆ Available in Fine or Coarse-Cut
- ◆ Torque Limiter Clutch
- ◆ Front and Rear Safety Deflectors
- ◆ CAT 4 Driveline
- ◆ Belt Drive From Gearbox To Cuttershaft with Automatic Spring Tension

PRODUCT ORDER CODE	DESCRIPTION	APPRX. WEIGHT		LIST PRICE
INTERSTATER BASE UNIT <i>(One Choice Required)</i>				
988030	18'5" Fine-Cut	4560		43,645
988029	18'5" Coarse-Cut (3 oz. Knives)	4570		43,588
988032	18'5" Extreme Service (4 oz. Knives)	4574		43,910
988034	20'9" Fine-Cut	4611		44,332
988033	20'9" Coarse-Cut (3 oz. Knives)	4620		44,276
988036	20'9" Extreme Service (4 oz. Knives)	4624		44,595
MOUNT KIT <i>(One Choice Required)</i> See Mount Kit Page for Descriptions & Part Numbers				
OPTIONS				
803213	Additional Operators and Parts Manual			52
ALL INTERSTATERS PURCHASED FOR INSTALLATION ON 4WD TRACTORS MUST INCLUDE CLIPPED FOOTGUARDS ON ORDER				
107520	74" Left-Clipped Foot Guard	37		331
107519	74" Right-Clipped Foot Guard	37		359
107525	88" Left-Clipped Foot Guard	42		430
107524	88" Right-Clipped Foot Guard	42		430
02972480	Left-Wing Remote Positioning System	65		2,915
803399	Mounting Labor & Oil			7,052
02791800DW	Special Mower Paint (02791800)			1,237
02968967	Special Tractor Paint			5,537
00889899DW	Additional 12 Month Warranty (00889899)			4,014

ALAMO INDUSTRIAL

(800) 882-5762

Prices Effective February 15, 2013

Rev021513

DUAL-WING INTERSTATER

18'5", 20'9" MOUNT KIT OPTIONS

F.O.B. Seguin, TX

TRACTOR DESCRIPTION	MOUNT KIT	REAR OFFSET	MAXIMUM TIRE SIZE			LIST PRICE
			2WD Front	4WD Front	Rear	
Case IH						
Case-IH JX1080U/1090U/1100U Cab 2 & 4wd 2004-2006 (Dual Wing Model- 5" Offset Left & Right)* (27 gal repl fuel tank included)	02980423 02983400	96" Ctr	10.00-16	11.2-24	18.4-30	13,858
Case-IH JX1080U/1090U/1100U Rops 2wd 2004-2006 (Dual Wing Model- 5" Offset Left & Right)* (27 gal repl fuel tank included)	02980423 02983273	96" Ctr	10.00-16	N/A	18.4-30	13,858
Case-IH MXU100/110 Cab 2 & 4wd 2004-2006 (Dual Wing Model- 5" Offset Left & Right)* (51 gal repl fuel tank & exhaust pipe included)	02980935 02980823	96" Ctr	N/A	12.4-24	18.4-30	13,858
Case-IH MXU100/110 Rops 2 & 4wd 2004-2006 (Dual Wing Model- 5" Offset Left & Right)* (51 gal repl fuel tank & exhaust pipe included)	02980935 02980919	96" Ctr	N/A	12.4-24	18.4-30	13,858
Case-IH MXU115/125/130/135 Cab 2 & 4wd 2004-2006 (Dual Wing Model- 5" Offset Left & Right)* (51 gal repl fuel tank & exhaust pipe included)	02981078 02981009	96" Ctr	N/A	12.4-24	18.4-30	13,858
Case-IH MXU115/125/130/135 Cab/2&4wd 2004-2006 (Dual Wing Model- 5" Offset Left & Right/Using Tractor Hyd) (51 gal repl fuel tank & exhaust pipe included)	02981078 02981087	96" Ctr	N/A	12.4-24	18.4-30	13,858
Case-IH MXU115/125/130/135 Rops 2 & 4wd 2004-2006 (Dual Wing Model- 5" Offset Left & Right)* (51 gal repl fuel tank & exhaust pipe included)	02981078 02983720	96" Ctr	N/A	12.4-24	18.4-30	13,858
John Deere						
JD 5085-5100-5115 M- Series cab 4wd 2012-2013 (Dual Wing Model- 5" Offset Left & Right)*	02992041 02992036	96" Ctr	N/A	12.4-24	18.4-34	13,858
JD 5425/5525 Cab 4wd 2005-2008 (Dual Wing Model- 5" Offset Left & Right)*	02984649 02984646	96" Ctr	N/A	11.2-24	16.9-30	13,858
JD 5425/5525 Rops 2wd w/ Straddle Platform 2005-2008 (Dual Wing Model- 5" Offset Left & Right)*	02983067 02982994	96" Ctr	7.50-16	N/A	16.9-30	13,858
JD 6615/6715 Rops 2wd 2003-2005 (Dual Wing Model- 5" Offset Left & Right)*	02981706 02983950	96" OL 5"	10.00-16	N/A	18.4-38	13,858
JD 6120/6220/6320/6420 Cab 4wd 2002-2007 (Dual Wing Model- 5" Offset Left & Right)*	108776 02979604	96" Ctr	N/A	12.4-24	18.4-30	13,858
JD 6120/6220/6320/6420 Rops 2 & 4wd 2002-2007 (Dual Wing Model- 5" Offset Left & Right)*	108776 02979815	96" Ctr	10.00-16	12.4-24	18.4-30	13,858
JD 6330/6430 "Mid-Spec" Cab 4wd 2007-2012 (Dual Wing Model- 5" Offset Left & Right)*	02985892 02985893	96" Ctr	N/A	13.6-24	18.4-38	13,858
JD 6330/6430 "Mid-Spec" Cab 2wd 2007-2012 (Dual Wing Model- 5" Offset Left & Right)*	108776 02986889	96" Ctr	10.00-16	N/A	18.4-34	13,858
JD 6330/6430 "Mid-Spec" ROPS 4wd 2007-2012 (Dual Wing Model- 5" Offset Left & Right)*	108776 02988706	96" Ctr	N/A	12.4-24	18.4-34	13,858

Note that ALL part numbers listed must be included with your order.

ALAMO INDUSTRIAL

Prices Effective February 15, 2013

(800) 882-5762

Rev021513

DUAL-WING INTERSTATER

18'5", 20'9" MOUNT KIT OPTIONS

F.O.B. Seguin, TX

TRACTOR DESCRIPTION	MOUNT KIT	REAR OFFSET	MAXIMUM TIRE SIZE			LIST PRICE
			2WD Front	4WD Front	Rear	
John Deere						
JD 7130/7230 "Mid-Spec" Cab 4wd 2007-2012 (Dual Wing Model-10" Offset Left)*	02981706 02988897	96" Ctr	N/A	13.6-28	18.4-38	13,858
JD 7130/7230 "Mid-Spec" Cab 2wd 2007-2012 (Dual Wing Model-5" Offset Left)*	02991026 02988897	96" Ctr	N/A	13.6-28	18.4-38	13,858
New Holland						
NH T5040/5050/5060/5070 Cab 2 & 4wd 2008-2012 (Dual Wing Model- 5" Offset Left & Right)* (27 gal repl fuel tank included)	02980423 02986612	96" Ctr	10.00-16	11.2-24	18.4-30	13,858
NH T5040/5050/5060/5070 Rops 2wd 2008-2012 (Dual Wing Model- 5" Offset Left & Right) (27 gal repl fuel tank included)	02980423 02987792	96" Ctr	10.00-16	N/A	18.4-30	13,858
NH T6010/6020/6040/6060 Cab 2wd 2008-2012 (Dual Wing Model-5" Offset Left & Right) (51 gal repl fuel tank & exhaust pipe included)	02980935 02986403	96" Ctr	10.00-16	N/A	18.4-30	13,858
NH T6010/6020/6040/6060 Cab 4wd 2008-2012 (Dual Wing Model-5" Offset Left & Right/Using Tractor Hydraulics) (51 gal repl fuel tank & exhaust pipe included)	02980935 02988759	96" Ctr	N/A	14.9-24	18.4-34	13,858
NH T6010/6020/6040/6060 Cab 4wd 2008-2012 (Dual Wing Model-5" Offset Left & Right) (51 gal repl fuel tank & exhaust pipe included)	02987990 02987818	96" Ctr	N/A	14.9-24	18.4-34	13,858
NH T6030/6050 Cab 2wd 2008-2012 (Dual Wing Model- 5" Offset Left & Right)* (51 gal repl fuel tank & exhaust pipe included)	02981078 02986365	96" Ctr	11.00-16	N/A	18.4-30	13,858
NH T6030/6050 Cab 4wd 2008-2012 (Dual Wing Model- 5" Offset Left & Right)* (51 gal repl fuel tank & exhaust pipe included)	02981078 02987119	96" Ctr	N/A	14.9-24	18.4-34	13,858
NH T6030/6050 Cab 4wd 2008-2012 w/ Large Tires (Dual Wing Model- 5" Offset Left & Right)* (51 gal repl fuel tank & exhaust pipe included)	02991113 02991115	96" Ctr	N/A	14.9-28	18.4-38	13,858
NH TB100/110 Rops 2wd 2005-2012 (Dual Wing Model- 5" Offset Left & Right)*	02980834 02980178	96" Ctr	N/A	12.4-24	18.4-30	13,858
NH TL80/90/100 Cab 2wd 2004-2007 (Dual Wing Model- 5" Offset Left & Right)* (27 gal repl fuel tank included)	02980423 02981017	96" Ctr	10.00-16	N/A	18.4-30	13,858
NH TL80/90/100 ROPS 2wd 2004-2007 (Dual Wing Model- 5" Offset Left & Right)* (27 gal repl fuel tank included)	02980423 02980333	96" Ctr	10.00-16	N/A	18.4-30	13,858
NH TL80A/90A/100A Cab 2 & 4wd 2004-2007 (Dual Wing Model-5" Offset Left & Right)* (27 gal repl fuel tank included)	02980423 02983400	96" Ctr	10.00-16	11.2-24	18.4-30	13,858
NH TL80A/90A/100A ROPS 2wd 2004-2007 (Dual Wing Model- 5" Offset Left & Right) (27 gal repl fuel tank included)	02980423 02983273	96" Ctr	10.00-16	N/A	18.4-30	13,858
NH TM115/125/135/150 Cab 2wd 2000-2002 (Dual Wing Model-10" Offset Left)*	02978837 02978834	96' OL 5"	11.00-16	N/A	18.4-34	13,858
NH TM120/130/140/155 Cab 2wd 2002-2007 (Dual Wing Model-10" Offset Left)*	02978837 02979781	96' OL 5"	11.00-16	N/A	18.4-34	13,858

Note that ALL part numbers listed must be included with your order.

ALAMO INDUSTRIAL

Prices Effective February 15, 2013

(800) 882-5762

Rev021513

DUAL-WING INTERSTATER

18'5", 20'9" MOUNT KIT OPTIONS

F.O.B. Seguin, TX

TRACTOR DESCRIPTION	MOUNT KIT	REAR OFFSET	MAXIMUM TIRE SIZE			LIST PRICE
			2WD Front	4WD Front	Rear	
New Holland						
NH TS90/100/110 Cab 4wd 1999-2003 (Dual Wing Model- No Offset)* (35.5 gal repl fuel tank included)	108415 704410	96" Ctr	N/A	12.4-24	18.4-30	13,858
NH TS90/100/110 Rops 2wd w/ Flat Platfrom 1999-2003 (Dual Wing Model- 10" Offset Left)* (35.5 gal repl fuel tank included)	108400 704401	96' OL 5"	10.00-16	N/A	18.4-30	13,858
NH TS90/100/110 Rops 4wd w/ Flat Platfrom 1999-2003 (Dual Wing Model- No Offset)* (35.5 gal repl fuel tank included)	108415 704484	96' OL 5"	N/A	12.4-24	18.4-30	13,858
NH TS100A/110A Cab 2 & 4wd 2003-2006 (Dual Wing Model- 5" Offset Left & Right)* (51 gal repl fuel tank & exhaust pipe included)	02980935 02980823	96" Ctr	N/A	12.4-24	18.4-30	13,858
NH TS100A/110A Rops 2 & 4wd 2003-2006 (Dual Wing Model- 5" Offset Left & Right)* (51 gal repl fuel tank & exhaust pipe included)	02980935 02980919	96" Ctr	N/A	12.4-24	18.4-30	13,858
NH TS115A/125A/130A/135A Cab/2&4wd 2003-2006 (Dual Wing Model- 5" Offset Left & Right)* (51 gal repl fuel tank & exhaust pipe included)	02981078 02981009	96" Ctr	N/A	12.4-24	18.4-30	13,858
NH TS115A/125A/130A/135A Cab 2 & 4wd 2003-2006 (Dual wing Model- 5" Offset Left & Right/Using Tractor Hyd)* (51 gal repl fuel tank & exhaust pipe included) (Tractor must have four rear remotes)	02981078 02981087	96" Ctr	N/A	12.4-24	18.4-30	13,858
NH TS115A/125A/130A/135A Rops 2 & 4wd 2003-2006 (Dual Wing Model- 5" Offset Left & Right)* (51 gal repl fuel tank & exhaust pipe included)	02981078 02983720	96" Ctr	10.00-16	12.4-24	18.4-30	13,858
NH TS6.110/TS6.115/TS6.120 Cab 2 & 4wd 2012-2013 (Dual Wing Model- 5" Offset Left & Right)	TBD	96" Ctr	10.00-16	12.4-24	18.4-30	13,858
NH TS6.125/TS6.140 Cab 2 & 4wd 2012-2013 (Dual Wing Model- 5" Offset Left & Right)	TBD	96" Ctr	10.00-16	12.4-24	18.4-30	13,858

Note that ALL part numbers listed must be included with your order.

ALAMO INDUSTRIAL

Prices Effective February 15, 2013

(800) 882-5762

Rev021513

RIGHT-HAND INTERSTATER

62", 74", 88" Flail Mowers

F.O.B. Seguin, TX

STANDARD SPECIFICATIONS

- ♦ 62", 74", or 88" Cutting Widths
- ♦ Full-Length Welded Tubular Frame with Transport Lock
- ♦ 19-Gallon Reservoir with 12 Micron Filtration
- ♦ Piston Pump Rated @ 24 GPM @ 3800 PSI
- ♦ 2-Spool Valve with Detent Position
- ♦ 1-5/16" Bore Greaseable, Self-aligning Cuttershaft Bearings
- ♦ Lift Cylinder Capable of 14" Vertical Lift
- ♦ Tilt Cylinder Capable of 45° Down & 90° Up
- ♦ 10-Gauge Unitized Cutter Housing
- ♦ 1/2" Inboard & 5/16" Outboard Side Plates
- ♦ Replaceable Skid Shoes
- ♦ 4-1/2" x 5/16" Wall Cuttershaft
- ♦ Automatic Cut-Off Switch
- ♦ 53 HP Piston Motor
- ♦ Belt Drive From Motor To Cuttershaft with Automatic Spring Tension
- ♦ 6" Adjustable Rear Roller
- ♦ 1/2" to 6" Cutting Height
- ♦ Available in Fine or Coarse-Cut
- ♦ Front and Rear Safety Deflectors
- ♦ Standard (1) year limited parts and labor warranty

PRODUCT ORDER CODE	DESCRIPTION	APPRX. WEIGHT		LIST PRICE
RIGHT HAND INTERSTATER BASE UNIT				
988002	62" Fine-Cut			19,730
988001	62" Coarse-Cut (3 oz. Knives)			19,701
988004	62" Extreme Service (4 oz. Knives)			19,840
988005	74" Coarse-Cut (3 oz. Knives)	1200		20,553
988008	74" Extreme Service (4 oz. Knives)	1205		20,693
988009	88" Coarse-Cut (3 oz. Knives)	1250		20,780
988012	88" Extreme Service (4 oz. Knives)	1255		20,915
OPTIONS				
803213	Additional Operators and Parts Manual			52
ALL INTERSTATERS PURCHASED FOR INSTALLATION ON 4WD TRACTORS MUST INCLUDE A CLIPPED FOOTGUARD ON ORDER				
107532	62" Right-Clipped Foot Guard	32		417
107519	74" Right-Clipped Foot Guard	37		359
107524	88" Right-Clipped Foot Guard	42		430
801022	Mounting Labor & Oil, CAB Tractor			4,337
02791800IR	Special Mower Paint (02791800)			797
02968967	Special Tractor Paint			5,537
00889899I1	Additional 12 Month Warranty (00889899)			4,014

ALAMO INDUSTRIAL

(800) 882-5762

Prices Effective February 15, 2013

Rev021513

RIGHT-HAND INTERSTATER

62", 74", 88" Mount Kit Options

F.O.B. Seguin, TX

TRACTOR DESCRIPTION	MOUNT KIT COMP BOX	REAR OFFSET	MAXIMUM TIRE SIZE			LIST PRICE
			2WD Front	4WD Front	Rear	
Case IH						
Case-IH C70/80/90/100- CX Series Rops 2wd w/ Utility Bolster 1998-2002 (RH-Single Wing- No Offset)	02977885 02977907	88" Ctr 96" Ctr	11L-16	N/A	16.9-30	\$8,918
Case-IH Farmall 95C Cab 4wd 2008-2012 (RH-Single Wing- Offset 13.5")	02990821 02990822	88" Ctr 96" Ctr	N/A	11.2-20	16.9-30	\$8,918
Case-IH 695/895 Cab 4wd 1991-1994 (RH-Single Wing- Centered)	106832 703735	88" Ctr 96" Ctr	N/A	7.5-18	18.4-30	\$8,918
Case-IH JX1060C/1070C/1075C Cab 2wd 2004-2008 (RH-Single Wing- Offset 5")	108777 704548	88"OR 8.5" 96"OR 12.5"	9.5L-15	N/A	16.9-30	\$8,918
Case-IH JX1060C/1070C/1075C Cab/2wd 2004-2008 (RH-Single Wing- Offset 5"/ Using Tractor Hydraulics)	108777 02980173	88"OR 8.5" 96"OR 12.5"	9.5L-15	N/A	16.9-30	\$8,285
Case-IH JX1060C/1070C/1075C Cab 4wd 2004-2008 (RH-Single Wing- Offset 5")	02984334 02984335	88"OR 14.5" 96"OR 12.5"	N/A	11.2-20	14.9-28	\$8,918
Case-IH JX1060C/1070C/1075C Rops 2wd 2004-2008 (RH-Single Wing- Offset 5")	108775 704546	88"OR 8.5" 96"OR 12.5"	11L-15	N/A	16.9-30	\$8,918
Case-IH JX1060C/1070C/1075C ROPS/2wd 2004-2008 (RH-Single Wing- Offset 5"/ Using Tractor Hydraulics)	108775 02980457	88"OR 8.5" 96"OR 12.5"	11L-15	N/A	16.9-30	\$8,285
Case-IH JX1080U/1090U/1100U Cab 2wd 2004-2008 (RH-Single Wing- Offset 5")	02983494 02983537	88"OR 8.5" 96" Ctr	11L-15	11.2-24	16.9-34	\$8,918
Case-IH JX1080U/1090U/1100U Rops 2wd 2004-2008 (RH-Single Wing- Offset 5")	02980206 02983546	88"OR 8.5" 96" Ctr	10.00-16	N/A	16.9-34	\$8,918
Case-IH MXU100/110 Cab 4wd 2004-2006 (RH-Single Wing- Offset 5")	02981068 02981075	88"OR 8.5" 96" Ctr	N/A	12.4-24	18.4-30	\$8,918
Case-IH MXU100/110 Rops 4wd 2004-2006 (RH-Single Wing- Offset 5")*	02981068 02981072	88"OR 8.5" 96" Ctr	N/A	12.4-24	18.4-30	\$8,918
Case-IH MXU115/125/130/135 Cab 4wd 2004-2006 (RH-Single Wing- Offset 5")*	02982986 02983000	88"OR 8.5" 96" Ctr	N/A	12.4-24	18.4-30	\$8,918
John Deere						
JD 5065/5075M- Series ROPS 2wd 2008-2011 (RH-Single Wing- Offset 5")	02988389 02988729	88"OR 8.5" 96" Ctr	11L-15	N/A	16.9-30	\$8,918
JD 5065/5075M- Series Cab 2wd 2008-2011 (RH-Single Wing- Offset 5"/ Using Loader Joystick Control)	02988389 02988338	88"OR 8.5" 96" Ctr	11L-15	N/A	16.9-30	\$8,918
JD 5083/5093/5101E- Series Cab 4wd Late 2011-2012 Tier III Ribbed Style Axle (RH-Single Wing- Offset 5")	02990386 02991126	88"OR 8.5" 96" Ctr	N/A	12.4-24	18.4-30	\$8,918
JD 5083/5093/5101E- Series Cab 4wd 2008- Early 2011 Tier II Ribbed Style Axle (RH-Single Wing- Offset 5"/ Using Loader Joystick Control)	02990386 02990387	88"OR 8.5" 96" Ctr	N/A	12.4-24	18.4-30	\$8,918
JD 5083/5093/5101E- Series Cab 4wd Late 2011-2012 Tier III Ribbed Style Axle (RH-Single Wing- Offset 5")	02990386 02991126	88"OR 8.5" 96" Ctr	N/A	12.4-24	18.4-30	\$8,918
JD 5083/5093/5101E- Series Cab 4wd Late 2011-2012 Tier III Ribbed Style Axle (RH-Single Wing- Offset 5"/ Using Loader Joystick Control)	02990386 02990500	88"OR 8.5" 96" Ctr	N/A	12.4-24	18.4-30	\$8,918
JD 5085/5095/5105M- Series Cab 4wd 2008-2011 (RH-Single Wing- Offset 5")	02991095 02991097	88"OR 8.5" 96" Ctr	N/A	11.2-24	16.9-30	\$8,918
JD 5085/5095/5105M- Series Cab 4wd 2012-2013 (RH-Single Wing- Offset 5")	02992041 02992036	88"OR 8.5" 96" Ctr	N/A	11.2-24	16.9-30	\$8,918
JD 5220/5320 Mid-Spec Cab 2wd 2002-2004 (RH-Single Wing- Offset 5")	02979602 02980121	88"OR 8.5" 96" Ctr	11L-15	N/A	16.9-30	\$8,918
JD 5220/5320 Mid-Spec ROPS 2wd 2002-2004 (RH-Single Wing- Offset 5")	02979602 02980267	88"OR 8.5" 96" Ctr	11L-15	N/A	16.9-30	\$8,918
JD 5225/5325 Cab/2wd 2005-2008 (RH Only/Aux Pump)	02983231 02983224	88"OR 8.5" 96" Ctr	6.50-16	N/A	13.6-28	\$8,918

Note: Please list BOTH mount kit part numbers on your order.

ALAMO INDUSTRIAL

(800) 882-5762

Prices Effective February 15, 2013

Rev021513

RIGHT-HAND INTERSTATER

62", 74", 88" Mount Kit Options

F.O.B. Seguin, TX

TRACTOR DESCRIPTION	MOUNT KIT COMP BOX	REAR OFFSET	MAXIMUM TIRE SIZE			LIST PRICE
			2WD Front	4WD Front	Rear	
John Deere						
JD 5225/5325 Cab/4wd 2005-2008 (RH Only/Aux Pump)	02983848 02983858	88"OR 8.5" 96" Ctr	N/A	11.2-24	16.9-30	\$8,918
JD 5420/5520 Cab 4wd 2002-2004 (RH-Single Wing- Offset 5")	02978138 02980203	88"OR 8.5" 96" Ctr	N/A	11.2-24	16.9-30	\$8,918
JD 5420/5520 Rops 4wd 2002-2004 (RH-Single Wing- Offset 5")	02978138 02980632	88"OR 8.5" 96" Ctr	N/A	11.2-24	16.9-30	\$8,918
JD 5425/5525 Cab 4wd 2005-2008 (RH-Single Wing- Offset 5")	02978138 02983640	88"OR 8.5" 96" Ctr	N/A	11.2-24	16.9-30	\$8,918
JD 5425/5525 Cab 4wd 2005-2008 (RH-Single Wing- Offset 5"/ Using Tractor Hydraulics)	02978138 02984124	88"OR 8.5" 96" Ctr	N/A	11.2-24	16.9-30	\$8,918
JD 5425/5525 Rops 2wd 2005-2008 (RH-Single Wing- Offset 5")	02985265 02985266	88"OR 8.5" 96" Ctr	7.50-16	N/A	16.9-30	\$8,918
JD 6120/6220/6320/6420 Cab 4wd 2002-2007 (RH-Single Wing- Offset 5")	02978882 02978908	88"OR 8.5" 96" Ctr	N/A	12.4-24	18.4-30	\$8,918
JD 6120/6220/6320/6420 Cab 4wd 2002-2007 (RH-Single Wing- Offset 5"/ Using Tractor Hydraulics)	02978882 02978879	88"OR 8.5" 96" Ctr	N/A	12.4-24	18.4-30	\$8,918
JD 6215/6415 Cab/2&4wd (RH Only/Aux Pump)	02978882 02978908	88"OR 8.5" 96" Ctr	N/A	12.4-24	18.4-34	\$8,918
JD 6215/6415 Cab/2&4wd (RH Only/Tractor Hyd) (2nd Remote Req'd)	02978882 02978879	88"OR 8.5" 96" Ctr	N/A	12.4-24	18.4-34	\$8,285
JD 6330/6430 Mid-Spec & Premium Cab 4wd 2007-2012 (RH-Single Wing- Offset 5")	02978882 02990429	88"OR 8.5" 96" Ctr	N/A	13.6-28	18.4-34	\$8,918
JD 6330/6430 Mid-Spec & Premium Cab 4wd 2007-2012 (RH-Single Wing- Offset 5"/ Using Tractor Hydraulics)	02978882 02989257	88"OR 8.5" 96" Ctr	N/A	13.6-28	18.4-34	\$8,285
JD 6330/6430 Mid-Spec & Premium Cab 2wd 2007-2012 (RH-Single Wing- Offset 5")	02986192 02986193	88"OR 8.5" 96" Ctr	10.00-16	N/A	18.4-34	\$8,918
JD 6330/6430 Mid-Spec & Premium Cab 2wd 2007-2012 (RH-Single Wing- Offset 5"/ Using Tractor Hydraulics)	02986192 02990077	88"OR 8.5" 96" Ctr	10.00-16	N/A	18.4-34	\$8,285
JD 7130/7230 Mid-Spec Cab 4wd 2007-2012 (RH-Single Wing- Offset 5")	02989681 02989682	88"OR 8.5" 96" Ctr	N/A	13.6-28	18.4-34	\$8,918
McCormick						
McCormick CX75/85/95/105 TII Models Cab 2wd 2003-2010 (RH-Single Wing- Offset 5")	02982467 02982079	88"OR 8.5" 96" Ctr	11L-16	N/A	16.9-30	\$8,918
McCormick CX75/85/95/105 TII Models Cab 4wd 2003-2010 (RH-Single Wing- Offset 5")	02982218 02982079	88"OR 8.5" 96" Ctr	N/A	11.2-24	16.9-30	\$8,918
Massey Ferguson						
MF 492 Cab 4wd 2004-2006 (RH-Single Wing- Offset 5")	02982944 02982973	88"OR 8.5" 96" Ctr	N/A	12.4-24	18.4-30	\$8,918
MF 4335/4345/4355 Cab 4wd w/ Standard Hood 2001-2003 (RH-Single Wing- Offset 5")	02983792 02979222	88"OR 8.5" 96" Ctr	N/A	11.2-24	16.9-30	\$8,918
MF 4335/4345/4355 Cab 4wd w/ Standard Hood 2001-2003 (RH-Single Wing- Offset 5"/ Using Tractor Hydraulics)	02983792 02989305	88"OR 8.5" 96" Ctr	N/A	11.2-24	16.9-30	\$8,285
MF 5435/5445/5455 Cab 2wd w/ Standard Hood 2005-2008 (RH-Single Wing- Offset 5")	02981881 02981312	88"OR 8.5" 96" Ctr	7.50-16	N/A	16.9-28	\$8,918

Note: Please list BOTH mount kit part numbers on your order.

ALAMO INDUSTRIAL

(800) 882-5762

Prices Effective February 15, 2013

Rev021513

RIGHT-HAND INTERSTATER

62", 74", 88" Mount Kit Options

F.O.B. Seguin, TX

TRACTOR DESCRIPTION	MOUNT KIT	REAR OFFSET	MAXIMUM TIRE SIZE			LIST PRICE
			2WD Front	4WD Front	Rear	
New Holland						
NH T4020/4030 "Deluxe" Cab 2wd 2008-2012 (RH-Single Wing-Offset 5")	02987359 02986821	88"OR 8.5" 96"OR 12.5"	11L-15	N/A	16.9-30	\$8,918
NH T4020/4030 "Deluxe" Cab 2wd 2008-2012 (RH-Single Wing-Offset 5"/ Using Tractor Hydraulics)	02987359 02986821	88"OR 8.5" 96"OR 12.5"	11L-15	N/A	16.9-30	\$8,285
NH T4020/4030 "Deluxe" Cab 2wd 2008-2012 (RH-Single Wing-Offset 5"/ Using Tractor Loader Hydraulics)	02987359 02986821	88"OR 8.5" 96"OR 12.5"	11L-15	N/A	16.9-30	\$8,918
NH T4020/4030 "Deluxe" Cab 4wd 2008-2012 (RH-Single Wing-Offset 5")	02987887 02987922	88"OR 14.5" 96"OR 12.5"	N/A	13.6-16	16.9-24	\$8,918
NH T4020/4030 "Standard" Rops 2wd 2008-2012 (RH-Single Wing-Offset 5")	02987048 02987586	88"OR 8.5" 96"OR 12.5"	7.50-16	N/A	16.9-30	\$8,918
NH T4040/4050 "Deluxe" Cab 2wd 2008-2012 (RH-Single Wing-Offset 5")	02986812 02986821	88"OR 8.5" 96"OR 12.5"	8.5L-15	N/A	16.9-30	\$8,918
NH T4040/4050 "Deluxe" Cab 4wd 2008-2012 (RH-Single Wing-Offset 5")	02990821 02990822	88"OR 14.5" 96"OR 12.5"	N/A	11.2-20	16.9-30	\$8,918
NH T5040/5050/5060/5070 Cab 2 & 4wd 2008-2012 (RH-Single Wing-Offset 5")	02983494 02986605	88"OR 8.5" 96" Ctr	10.00-16	11.2-24	18.4-30	\$8,918
NH T5040/5050/5060/5070 Cab 2 & 4wd 2008-2012 (RH-Single Wing-Offset 5"/ Using Tractor Hydraulics)	02983494 02989472	88"OR 8.5" 96" Ctr	10.00-16	11.2-24	18.4-30	\$8,285
NH T5040/5050/5060/5070 Rops 2wd 2008-2012 (RH-Single Wing-Offset 5")	02980206 02988018	88"OR 8.5" 96" Ctr	10.00-16	N/A	18.4-30	\$8,918
NH T6030/6050/6070 Cab 2 & 4wd 2008-2012 (RH-Single Wing-Offset 5")	02982986 02986187	88"OR 8.5" 96" Ctr	11.00-16	14.9-24	18.4-34	\$8,918
NH T6030/6050/6070 Cab 2 & 4wd 2008-2012 (RH-Single Wing-Offset 5"/ Using Tractor Hydraulics)	02982986 02989446	88"OR 8.5" 96" Ctr	11.00-16	14.9-24	18.4-34	\$8,285
NH T6030/6050/6070 Rops 2wd 2008-2012 (RH-Single Wing- Offset 5")	02982986 02989451	88"OR 8.5" 96" Ctr	11.00-16	N/A	18.4-30	\$8,918
NH T7030/7040/7050/7060 Cab 4wd 2008-2012 (RH-Single Wing-Offset 5")	02982986 02990749	88"OR 8.5" 96" Ctr	N/A	14.9-30	18.4-42	\$8,918
NH TB100/110 Rops 2 & 4wd 2005-2011 (RH-Single Wing- Offset 5")	02980834 02980255	88"OR 8.5" 96" Ctr	N/A	12.4-24	18.4-30	\$8,918
NH TL80/90/100 Cab 2wd 1999--2004 (RH-Single Wing- Offset 5")	02980206 02983635	88"OR 8.5" 96" Ctr	10.00-16	N/A	16.9-34	\$8,918
NH TL80A/90A/100A Cab 2 & 4wd 2004-2007 (RH-Single Wing-Offset 5")	02983494 02983537	88"OR 8.5" 96" Ctr	10.00-16	11.2-24	16.9-34	\$8,918
NH TL80A/90A/100A Rops 2 & 4wd 2004-2007 (RH-Single Wing-Offset 5")	02980206 02983546	88"OR 8.5" 96" Ctr	10.00-16	11.2-24	16.9-34	\$8,918
NH TN55D/65D/70D/75D Cab 2wd 1994-2004 (RH-Single Wing-Offset 8.75")	108777 704548	88"OR 8.5" 96"OR 12.5"	9.5L-15	N/A	16.9-30	\$8,918
NH TN55D/65D/70D/75D Cab 2wd 1998-2004 (RH-Single Wing-Offset 8.75"/ Using Tractor Hydraulics)	108777 02980173	88"OR 8.5" 96"OR 12.5"	9.5L-15	N/A	16.9-30	\$8,285
NH TN55/65/70/75 Rops 2wd 1998-2004 (RH-Single Wing- Offset 8.75")	108775 704546	88"OR 8.5" 96"OR 12.5"	11L-15	N/A	16.9-30	\$8,918
NH TN55/65/70/75 Rops 2wd 1999-2004 (RH-Single Wing- Offset 8.75"/ Using Tractor Hydraulics)	108775 02980457	88"OR 8.5" 96"OR 12.5"	11L-15	N/A	16.9-30	\$8,285
NH TN60DA/70DA/75DA Cab/2wd 2004-2008 (RH-Single Wing-Offset 8.75")	108777 704548	88"OR 8.5" 96"OR 12.5"	9.5L-15	N/A	16.9-30	\$8,918

Note: Please list BOTH mount kit part numbers on your order.

ALAMO INDUSTRIAL

Prices Effective February 15, 2013

(800) 882-5762

Rev021513

RIGHT-HAND INTERSTATER

62", 74", 88" Mount Kit Options

F.O.B. Seguin, TX

TRACTOR DESCRIPTION	MOUNT KIT	REAR OFFSET	MAXIMUM TIRE SIZE			LIST PRICE
			2WD Front	4WD Front	Rear	
New Holland (Continued)						
NH TN60DA/70DA/75DA Cab 2wd 2004-2008 (RH-Single Wing-Offset 8.75"/ Using Tractor Hydraulics)	108777 02980173	88"OR 8.5" 96"OR 12.5"	9.5L-15	N/A	16.9-30	\$8,285
NH TN60DA/70DA/75DA Cab 4wd 2004-2008 (RH-Single Wing-Offset 13.78"/ Using Tractor Hydraulics)	02984334 02984335	88"OR14.5" 96"OR12.5"	N/A	11.2-20	14.9-28	\$8,918
NH TN60A/70A/75A Rops 2wd 2004-2008 (RH-Single Wing- Offset 8.75")	108775 704546	88"OR 8.5" 96"OR 12.5"	11L-15	N/A	16.9-30	\$8,918
NH TS90/100/110 Cab 2wd 1999-2003 (RH-Single Wing- No Offset)	108407 02983882	88"OR 8.5" 96"OR 12.5"	11L-15	N/A	16.9-30	\$8,918
NH TS90/100/110 Rops 4wd w Flat Platform 1999-2003 (RH-Single Wing- No Offset)	108407 704488	88"OR 8.5" 96"OR 12.5"	N/A	12.4-24	18.4-30	\$8,918
NH TS100A/110A Cab 2 & 4wd 2003-2006 (RH-Single Wing- Offset 5")	02981068 02981075	88"OR 8.5" 96" Ctr	10.00-16	12.4-24	18.4-30	\$8,918
NH TS100A/110A Rops 2 & 4wd 2003-2006 (RH-Single Wing- Offset 5")	02981068 02981072	88"OR 8.5" 96" Ctr	10.00-16	12.4-24	18.4-30	\$8,918
NH TS115A/125A/135A Cab 2 & 4wd 2003-2006 (RH-Single Wing- Offset 5")	02982986 02983000	88"OR 8.5" 96" Ctr	10.00-16	12.4-24	18.4-30	\$8,918
NH TS115A/125A/135A Rops 2 & 4wd 2003-2006 (RH-Single Wing- Offset 5")	02981078 02983720	88"OR 8.5" 96" Ctr	10.00-16	12.4-24	18.4-30	\$8,918
NH TS6.110/TS6.115/TS6.120 Cab 2 & 4wd 2012-2013 (RH Single Wing- 5" Offset Right)	TBD	96" Ctr	10.00-16	12.4-24	18.4-30	\$8,918
NH TS6.125/TS6.140 Cab 2 & 4wd 2012-2013 (RH Single Wing- 5" Offset Right)	TBD	96" Ctr	10.00-16	12.4-24	18.4-30	\$8,918

Note: Please list BOTH mount kit part numbers on your order.

ALAMO INDUSTRIAL

Prices Effective February 15, 2013

(800) 882-5762

Rev021513

REAR INTERSTATER

88" Flail Mower

F.O.B. Seguin, TX

STANDARD SPECIFICATIONS

- ◆ 88" Cutting Width
- ◆ 10-Gauge Unitized Cutter Housing
- ◆ 5/16" Side Plates
- ◆ CAT I or CAT II Three-Point Hitch
- ◆ 4-1/2" x 5/16" Wall Cuttershaft
- ◆ 1-5/16" Bore Greaseable, Self-aligning Cuttershaft Bearings
- ◆ Belt Drive From Gearbox to Cuttershaft with Automatic Spring Tension
- ◆ Standard (1) year limited parts and labor warranty
- ◆ 60 HP Gearbox
- ◆ 6" Adjustable Rear Roller
- ◆ 1/2" to 6" Cutting Height
- ◆ Available in Fine or Coarse-Cut
- ◆ Torque Limiter Clutch
- ◆ Front and Rear Safety Deflectors
- ◆ CAT 4 Driveline

PRODUCT ORDER CODE	DESCRIPTION	APPRX. WEIGHT		LIST PRICE
88" REAR INTERSTATER BASE UNIT <i>(One Choice Required)</i>				
SHD88CTRFC	88" SHD Center Mount (Fine Cut Knives)	1035		7,029
SHD88CTRCC	88" SHD Center Mount (Course Cut- 3oz Knives)	1035		7,029
SHD88CTRES	88" SHD Center Mount (Extreme Service- 4 oz Knives)	1035		7,270
SHD88080FC	88" SHD Offset 8.5" Right (Fine Cut Knives)	1035		7,029
SHD88080CC	88" SHD Offset 8.5" Right (Course Cut- 3oz Knives)	1035		7,029
SHD88080ES	88" SHD Offset 8.5" Right (Extreme Service- 4 oz Knives)	1035		7,270
SHD88145FC	88" SHD Offset 14.5" Right (Fine Cut Knives)	1035		7,029
SHD88145CC	88" SHD Offset 14.5" Right (Course Cut- 3oz Knives)	1035		7,029
SHD88145ES	88" SHD Offset 14.5" Right (Extreme Service- 4 oz Knives)	1035		7,270
SHD88205FC	88" SHD Offset 20.5" Right (Fine Cut Knives)	1035		7,270
SHD88205CC	88" SHD Offset 20.5" Right (Course Cut- 3oz Knives)	1035		7,029
SHD88265CC	88" SHD Offset 26.5" Right (Course Cut- 3oz Knives)	1035		7,029
SHD88265FC	88" SHD Offset 26.5" Right (Fine Cut Knives)	1035		7,029
SHD88265CC	88" SHD Offset 26.5" Right (Course Cut- 3oz Knives)	1035		7,029
SHD88265ES	88" SHD Offset 26.5" Right (Extreme Service- 4 oz Knives)	1035		7,270
SHD88CTR FCCB	88" SHD Center Mount w/ Caster Brackets (Fine Cut Knives)	1069		7,825
SHD88CTR CCCB	88" SHD Center Mount w/ Caster Brackets (Course Cut- 3oz Knives)	1069		7,825
SHD88CTRESCB	88" SHD Center Mount w/ Caster Brackets (Extreme Service- 4 oz Knives)	1069		8,066
SHD88080 FCCB	88" SHD Offset 8.5" Right w/ Caster Brackets (Fine Cut Knives)	1069		7,825
SHD88080 CCCB	88" SHD Offset 8.5" Right w/ Caster Brackets (Course Cut- 3oz Knives)	1069		7,825
SHD88080 ESCB	88" SHD Offset 8.5" Right w/ Caster Brackets (Extreme Service- 4 oz Knives)	1069		8,066
SHD88145 FCCB	88" SHD Offset 14.5" Right w/ Caster Brackets (Fine Cut Knives)	1069		7,825
SHD88145 CCCB	88" SHD Offset 14.5" Right w/ Caster Brackets (Course Cut- 3oz Knives)	1069		7,825
SHD88145 ESCB	88" SHD Offset 14.5" Right w/ Caster Brackets (Extreme Service- 4 oz Knives)	1069		8,066
SHD88205 FCCB	88" SHD Offset 20.5" Right w/ Caster Brackets (Fine Cut Knives)	1069		7,825
SHD88205 CCCB	88" SHD Offset 20.5" Right w/ Caster Brackets (Course Cut- 3oz Knives)	1069		7,825
SHD88205 ESCB	88" SHD Offset 20.5" Right w/ Caster Brackets (Extreme Service- 4 oz Knives)	1069		8,066
SHD88265 CCCB	88" SHD Offset 26.5" Right w/ Caster Brackets (Course Cut- 3oz Knives)	1069		7,825
SHD88265 ESCB	88" SHD Offset 26.5" Right w/ Caster Brackets (Extreme Service- 4 oz Knives)	1069		8,066
OPTIONS				
803211	Additional Operators and Parts Manuals			54
701150	Lift Chains	7		100
801002	Special Mower Paint (Rear Unit Only)			585
00889899I2	Additional 12 Month Warranty (00889899)			4,014

ALAMO INDUSTRIAL

Prices Effective February 15, 2013

(800) 882-5762

Rev021513

REAR INTERSTATER

96" Flail Mower

F.O.B. Seguin, TX

STANDARD SPECIFICATIONS

- ◆ 96" Cutting Width
- ◆ 10-Gauge Unitized Cutter Housing
- ◆ 5/16" Side Plates
- ◆ CAT I or CAT II Three-Point Hitch
- ◆ 4-1/2" x 5/16" Wall Cuttershaft
- ◆ 1-5/16" Bore Greaseable, Self-aligning Cuttershaft Bearings
- ◆ Belt Drive From Gearbox to Cuttershaft with Automatic Spring Tension
- ◆ Standard (1) year limited parts and labor warranty

- ◆ 60 HP Gearbox
- ◆ 6" Adjustable Rear Roller
- ◆ 1/2" to 6" Cutting Height
- ◆ Available in Fine or Coarse-Cut
- ◆ Torque Limiter Clutch
- ◆ Front and Rear Safety Deflectors
- ◆ CAT 4 Driveline

PRODUCT ORDER CODE	DESCRIPTION	APPRX. WEIGHT		LIST PRICE
96" REAR INTERSTATER BASE UNIT <i>(One Choice Required)</i>				
SHD96CTRFC	96" SHD Center Mount (Fine Cut Knives)	1170		7,828
SHD96CTRCC	96" SHD Center Mount (Course Cut- 3 oz. knives)	1170		7,828
SHD96CTRES	96" SHD Center Mount (Extreme Service- 4 oz. knives)	1170		8,092
SHD96125FC	96" SHD Offset 12.5" Right (Fine Cut Knives)	1170		7,828
SHD96125CC	96" SHD Offset 12.5" Right (Course Cut 3 oz. knives)	1170		7,828
SHD96125ES	96" SHD Offset 12.5" Right (Extreme Service 4 oz. knives)	1170		8,092
SHD96185FC	96" SHD Offset 18.5" Right (Fine Cut Knives)	1170		7,828
SHD96185CC	96" SHD Offset 18.5" Right (Course Cut 3 oz. knives)	1170		7,828
SHD96185ES	96" SHD Offset 18.5" Right (Extreme Service 4 oz. knives)	1170		8,092
SHD96245CC	96" SHD Offset 24.5" Right (Course Cut 3 oz. knives)	1170		7,828
SHD96245ES	96" SHD Offset 24.5" Right (Extreme Service 4 oz. knives)	1170		8,092
SHD96305CC	96" SHD Offset 30.5" Right (Course Cut 3 oz. knives)	1170		7,828
SHD96305ES	96" SHD Offset 30.5" Right (Extreme Service 4 oz. knives)	1170		8,092
SHD96CTRCCB	96" SHD Center Mount w/ Caster Brackets (Fine Cut)	1249		8,356
SHD96CTRCCCB	96" SHD Center Mount w/ Caster Brackets (Course Cut 3 oz. knives)	1249		8,356
SHD96CTRESCB	96" SHD Center Mount w/ Caster Brackets (Extreme Service 4 oz. knives)	1249		8,620
SHD96185ESCB	96" SHD Offset 18.5" Right w/ Caster Brackets (Extreme Service- 4 oz. knives)	1249		8,620
SHD96245CCCB	96" SHD Offset 24.5" Right w/ Caster Brackets (Course Cut - 3 oz. knives)	1249		8,356
SHD96245ESCB	96" SHD Offset 24.5" Right w/ Caster Brackets (Extreme Service- 4 oz. knives)	1249		8,620
SHD96305CCCB	96" SHD Offset 30.5" Right w/ Caster Brackets (Course Cut- 3 oz. knives)	1249		8,356
SHD96305ESCB	96" SHD Offset 30.5" Right w/ Caster Brackets (Extreme Service- 4 oz. knives)	1249		8,620
CASTERS <i>(One Choice Required)</i>				
702193	360° Laminated Caster Wheel with Roller	154		1,616
OPTIONS				
803211	Additional Operators and Parts Manuals			54
701150	Lift Chains	7		100
801002	Special Mower Paint (Rear Unit Only)			585
00889899I2	Additional 12 Month Warranty (00889899)			4,014

ALAMO INDUSTRIAL

Prices Effective February 15, 2013

(800) 882-5762

Rev021513

VERSA MOWER

60", 72", 74" Mid-Mount Rotary/Flails

F.O.B. Seguin, TX

STANDARD SPECIFICATIONS

- ◆ Welded Steel Plate Frame Braced to the Front Bolster & Rear Axle
- ◆ 60-Gallon Hydraulic Reservoir with 12-Micron Filtration
- ◆ Lift Frame Capable of Tilting the Head 180°
- ◆ Lift Frame is Capable of Lifting the Head 17" Above & 6" Below Grade Level
- ◆ Exterior Boom Arm 5"x5"x1/4" Steel Tubing
- ◆ Stacked Hydraulic Pump Rated @ 51 GPM @ 2500 PSI
- ◆ 2-Spool, Open Center, Tapered Positive Metering Valve
- ◆ Tractor Req: 60 HP
- ◆ Cutting Capacity: 2" material

HEAD SPECIFICATIONS

- ◆ 60" Boom-Axe Head
- ◆ 1/4" Gauge Deck with 3/8" Side Skirts
- ◆ Channel Reinforcements on the Top Deck
- ◆ Spindle Mounting Plate is 1" at the Spindle
- ◆ 90 HP Gear Motor Directly Splined to the Spindle
- ◆ 4-1/2"x9" Hardened Spindle
- ◆ 1-1/4"x6" Blades, 360° Swing
- ◆ 360° Swinging Updraft Blades
- ◆ Full-Length Replaceable Skid Shoes
- ◆ Front & Rear Chain Guards
- ◆ Standard (1) year limited parts and labor warranty

PRODUCT ORDER CODE	DESCRIPTION	APPRX. WEIGHT		LIST PRICE
Versa Mower Base Unit (One Choice Required)				
04950004	VERSA Rotary Extreme Service Extension Arm-Rops	2,300		6,756
04950005	VERSA Rotary Extreme Service Extension Arm-Cab	2,300		6,756
04952004	VERSA Ditcher Extreme Service Extension Arm-Rops	2,300		7,395
04952005	VERSA Ditcher Extreme Service Extension Arm-Cab	2,300		7,395
04950010	VERSA Rotary Extreme Service Extension Arm-Cab-Tractor Hydraulics - Requires 2 open sets of Hydraulic Remotes	2,300		5,593
Breakaway Extension Arms Below Are Not For Use On 72" Rotary Models				
04950008	VERSA Rotary Breakaway Extension Arm-Rops	2,370		8,944
04950009	VERSA Rotary Breakaway Extension Arm-Cab	2,370		8,944
MOWER HEAD (One Choice Required)				
02964876	60" Rotary with Bar, Front & Rear Chain Guards	1,050		9,030
02977051	60" Rotary with Bar, Front & Rear Chain Guards (1/4" deck)	1,100		9,700
02964878	60" Rotary with Pan, Front & Rear Chain Guards	1,100		9,872
02975016	60" Rotary with Pan, Front & Rear Chain Guards (1/4" deck)	1,150		10,558
02964884	60" Breakaway Rotary with Bar, Front & Rear Chain Guards	1,050		9,724
02964886	60" Breakaway Rotary with Pan, Front & Rear Chain Guards	1,100		10,653
02964888	60" Rotary with Bar, Tail Wheel, Front & Rear Chain Guards	1,140		9,855
02964890	60" Rotary with Pan, Tail Wheel, Front & Rear Chain Guards	1,190		10,708
02967263	60" Deep Deck Rotary with Bar, Front & Rear Chain Guards (1/4" deck)	1,050		9,968
02967267	60" Deep Deck Rotary with Pan, Front & Rear Chain Guards (1/4" deck)	1,125		10,997
72" Rotary Models Below Are Not For Use On Breakaway Extension Arms				
02964880	72" Rotary with Bar, Front & Rear Chain Guards	1270		10,422
02964882	72" Rotary with Pan, Front & Rear Chain Guards	1320		11,191
02963836	60" Versa Flail, Belt Drive	740		12,963
02968968	60" Versa Flail, Belt Drive, Extreme-Duty Knife	734		12,761
02963837	74" Versa Flail, Belt Drive	840		13,280
02967639	74" Versa Flail, Belt Drive, Extreme-Duty Knife	834		13,281
02957866	Ditcher Head	600		13,219
OPTIONS (Continued Next Page)				
02897300	Additional Operators and Parts Manuals			54
02964900	Cable & Clamp Kit	5		35
02966070	Side Gauge Wheel Option (60" Deep-Deck VERSA Only)	75		590

ALAMO INDUSTRIAL

(800) 882-5762

Prices Effective February 15, 2013

Rev021513

VERSA MOWER

60", 72", 74" Mid-Mount Rotary/Flails

F.O.B. Seguin, TX

PRODUCT ORDER CODE	DESCRIPTION	APPRX. WEIGHT		LIST PRICE
Options (Continued)				
02978378	Tilt Cylinder Kit - NH TS & 40 Series	15		766
02978383	Tilt Cylinder Kit - JD 6000,6010,6020 Series	15		483
02978391	Tilt Cylinder Kit - JD 7000, 7010 Series	15		484
02972609	Wheel Weight Kit-500 lbs.			1,266
02971789	Wheel Weight Kit-1300 lbs.			2,709
02976671	Additional 408 lbs. Kit for 1300 lbs. Wheel Weight			1,593
02976670	Additional 680 lbs. Kit for 1300 lbs. Wheel Weight			2,363
02983104	JD 5425/5525 Repl. Window (Incl. Molded Corner Window)			2,166
02982412	JD 6015 & 6020 Replacement Window Kit (Clear)			2,167
02985234	JD 7030 "Mid-Spec" Replacement Window Kit (Clear)			2,167
02982429	JD 7020 Repl. Window Kit (Tractors w/No RH Door)			2,167
02986182	JD 7030 "Prem" Window Kit (Clear) (Tractors w/No RH Door)			2,167
02983528	Case-IH JXU & NH TL-A Replacement Window Kit			2,167
02980888	Case-IH MXU & Maxxum Replacement Window Kit NH TS-A & T6000 Replacement Window Kit			2,167
02963045	Mounting Labor & Oil			5,830
02791800V6	Special Mower Paint (02791800)			821
02968967	Special Tractor Paint			5,537
00889899VM	Additional 12 Month Warranty (00889899)			4,014

ALAMO INDUSTRIAL

(800) 882-5762

Prices Effective February 15, 2013

Rev021513

VERSA MOWER

60", 72", 74" Mid-Mount Rotary/Flail Mount Kit Options

F.O.B. Seguin, TX

TRACTOR DESCRIPTION	MOUNT KIT	MAXIMUM TIRE SIZE			LIST PRICE
		2WD Front	4WD Front	Rear	
Case IH					
Case-IH Farmall 85U/95U/105U Cab/2&4wd (Fender Tank)	02986594	10.00-16	12.4-24	18.4-34	6,901
Case-IH Farmall 85U/95U/105U Cab/2&4wd (Tractor Hyd/Fender Tank)	02991132	10.00-16	12.4-24	18.4-34	6,361
Case-IH Farmall 85U/95U/105U ROPS/2&4wd (Fender Tank)	02986665	10.00-16	12.4-24	18.4-34	6,901
Case-IH JX1060C/1070C/1075C Cab/2&4wd (Fender Tank)	02983986	7.50-16	11.2-24	16.9-30	6,901
Case-IH JX1060C/1070C/1075C Cab/2&4wd (Tractor Hyd/Fender Tank)	02987283	7.50-16	11.2-24	16.9-30	6,361
Case-IH JX1060C/1070C/1075C ROPS/2wd (Mid-Mt Tank)	02977579	7.50-16	N/A	16.9-30	6,901
Case-IH JX1060C/1070C/1075C ROPS/4wd (Fender Tank)	02981057	N/A	11.2-24	16.9-30	6,901
Case-IH JX1080U/1090U/1100U Cab/2&4wd (Fender Tank)	02982265	10.00-16	12.4-24	18.4-30	6,901
Case-IH JX1080U/1090U/1100U Cab/2&4wd (Tractor Hyd/Fender Tank)	02985908	10.00-16	12.4-24	18.4-30	6,361
Case-IH JX1080U/1090U/1100U ROPS/2wd (Fender Tank)	02982253	10.00-16	N/A	18.4-30	6,901
Case-IH JX1080U/1090U/1100U ROPS/4wd (Fender Tank)	02982879	N/A	12.4-24	18.4-30	6,901
Case-IH Maxxum 110/110 Pro/120 Pro/130 Pro Cab/2wd (Fender Tank)	02989121	10.00-16	N/A	18.4-34	6,901
Case-IH Maxxum 110/110 Pro/120 Pro/130 Pro Cab/2wd (Tractor Hyd/Fender Tank)	02985615	10.00-16	N/A	18.4-34	6,361
Case-IH Maxxum 110/110 Pro/120 Pro/130 Pro Cab/4wd (Fender Tank)	02985927	N/A	12.4-24	18.4-30	6,361
Case-IH Maxxum 115/125/125 Pro/140 Pro Cab/2&4wd (Fender Tank)	02984316	10.00-16	12.4-24	18.4-34	6,901
Case-IH Maxxum 115/125/125 Pro/140 Pro Cab/2&4wd (Tractor Hyd/Fender Tank)	02990039	10.00-16	12.4-24	18.4-34	6,361
Case-IH Maxxum 115/125/125 Pro/140 Pro ROPS/2&4wd (Fender Tank)	02984870	10.00-16	12.4-24	18.4-34	6,901
Case-IH MXU100/110 Cab/2wd (Mid-Mt Tank)	02980734	10.00-16	N/A	18.4-34	6,901
Case-IH MXU100/110 Cab/2wd (Tractor Hyd/Mid-Mt Tank)	02980831	10.00-16	N/A	18.4-34	6,361
Case-IH MXU100/110 Cab/4wd (Fender Tank)	02981497	N/A	13.6-24	18.4-34	6,901
Case-IH MXU100/110 ROPS/2wd (Mid-Mt Tank)	02982461	10.00-16	N/A	18.4-34	6,901
Case-IH MXU115/125/130/135 Cab/2&4wd (Fender Tank)	02984316	10.00-16	12.4-24	18.4-34	6,901
Case-IH MXU115/125/130/135 Cab/2&4wd (Tractor Hyd/Fender Tank)	02990039	10.00-16	12.4-24	18.4-34	6,361
Case-IH MXU115/125/130/135 ROPS/2&4wd (Fender Tank)	02984870	10.00-16	12.4-24	18.4-34	6,901
Challenger					
Challenger MT445B/455B/465B Cab/2&4wd (Tier III Engine Only/Fender Tank)	02989829	10.00-16	14.9-24	18.4-34	6,901
John Deere					
JD 5065M/5075M Cab/2&4wd (Fender Tank)	02988300	7.50-16	11.2-24	16.9-30	6,901
JD 5065M/5075M Cab/2&4wd (Tractor Hyd/Fender Tank)	02988303	7.50-16	11.2-24	16.9-30	6,361
JD 5065M/5075M ROPS/2&4wd (DOOS & FOOS Platform/Fender Tank)	02990178	7.50-16	11.2-24	16.9-30	6,901
JD 5083E/5093E/5101E Limited Cab/4wd (Tapped Axles-Built Before 2011/Fender Tank)	02986435	N/A	12.4-24	18.4-30	6,901
JD 5083E/5093E/5101E Limited Cab/4wd (Tapped Axles-Built Before 2011/Loader Hyd/Fender Tank)	02986717	N/A	12.4-24	18.4-30	6,361
JD 5083E/5093E/5101E Limited Cab/4wd (Ribbed Axles-Built Before 2011/Fender Tank)	02990023	N/A	12.4-24	18.4-30	6,901
JD 5083E/5093E/5101E Limited Cab/4wd (Ribbed Axles-Built Before 2011/Tractor Hyd/Fender Tank)	02990098	N/A	12.4-24	18.4-30	6,361
JD 5083E/5093E/5101E Limited Cab/4wd (MY2011/Fender Tank)	02990965	N/A	12.4-24	18.4-30	6,901
JD 5083E/5093E/5101E Limited Cab/4wd (MY2011/Tractor Hyd/Fender Tank)	02991451	N/A	12.4-24	18.4-30	6,361
JD 5083E/5093E/5101E Limited Cab/4wd (MY2011/Loader Hyd/Fender Tank)	02991449	N/A	12.4-24	18.4-30	6,361
JD 5083E/5093E/5101E Limited Cab/4wd (MY2012/Fender Tank)	TBD	11L-15	11.2-24	16.9-30	6,901
JD 5083E/5093E/5101E Limited Cab/4wd (MY2012/Loader J-stick Control/AI Valve)	02992561	11L-15	11.2-24	16.9-30	6,901
JD 5085M/5095M/5105M Cab/2&4wd (MY2008-2011/Fender Tank)	02990965	11L-15	11.2-24	16.9-30	6,901
JD 5085M/5095M/5105M Cab 2/4wd (MY2012/Fender Tank)	02991889	11L-15	11.2-24	16.9-30	6,901
JD 5085M/5095M/5105M Cab 2/4wd (MY2012/Loader J-stick Control/AI Valve)	02991903	11L-15	11.2-24	16.9-30	6,901

OTHER SPECIFICATIONS

- (1) Case-IH JX-U & Farmall U and New Holland TL-A, T4000 & T5000 series tractors require a smaller replacement battery which is not included. We recommend using Exide® #34R-84N.

ALAMO INDUSTRIAL

(800) 882-5762

Prices Effective February 15, 2013

Rev021513

VERSA MOWER

60", 72", 74" Mid-Mount Rotary/Flail Mount Kit Options

F.O.B. Seguin, TX

TRACTOR DESCRIPTION	MOUNT KIT	MAXIMUM TIRE SIZE			LIST PRICE
		2WD Front	4WD Front	Rear	
John Deere (Continued)					
JD 5225/5325 Cab/2&4wd (Fender Tank)	02984121	7.50-16	11.2-24	16.9-30	6,901
JD 5225/5325 ROPS/2wd (Fender Tank)	02988266	7.50-16	11.2-24	16.9-30	6,901
JD 5425/5525 Cab/2&4wd (Fender Tank)	02982838	7.50-16	11.2-24	16.9-30	6,901
JD 5425/5525/5625 Cab/2&4wd (Tractor Loader Valve Hyd/Fender Tank)	02982855	7.50-16	11.2-24	16.9-30	6,361
JD 5425/5525/5625 ROPS/2&4wd (Flat "IOOS" Platform/Fender Tank)	02982719	7.50-16	11.2-24	16.9-30	6,901
JD 5425/5525/5625 ROPS/2&4wd (Straddle Platform/Fender Tank)	02983600	7.50-16	11.2-24	16.9-30	6,901
JD 5603 Cab/4wd (Fender Tank)	02986435	N/A	12.4-24	18.4-30	6,901
JD 5603 Cab/4wd (Loader Hyd/Fender Tank)	02986717	N/A	12.4-24	18.4-30	6,361
JD 6100D/6115D/6130D/6140D Cab/2&4wd (540 PTO Pump/Fender Tank)	02988491	10.00-16	13.6-24	18.4-34	7,622
JD 6110/6210/6310/6405/6410 Cab 2wd (Fender Tank)	02973843	10.00-16	12.4-24	18.4-30	6,901
JD 6110/6210/6310/6405/6410 Cab 4wd (Fender Tank)	02973847	10.00-16	12.4-24	18.4-30	6,901
JD 6120/6220/6320/6420 (Tier II) CAB/2&4wd (Fender Tank)	02985096	10.00-16	12.4-24	18.4-30	6,901
JD 6120/6220/6320/6420 (Tier II) CAB/2wd (Tractor Hyd/Mid-Mt Tank)	02980756	10.00-16	N/A	18.4-34	6,361
JD 6120/6220/6320/6420 (Tier II) CAB/4wd (Tractor Hyd/Mid-Mt Tank)	02980768	N/A	12.4-24	18.4-34	6,361
JD 6120/6220/6320/6420 (Tier II) ROPS/2&4wd (Fender Tank)	02988531	10.00-16	12.4-24	18.4-30	6,901
JD 6120/6215/6220/6320/6415/6420 (Tier II) CAB 2wd (Frame Mounted Tank)	02978819	10.00-16	12.4-24	18.4-30	6,901
JD 6120/6215/6220/6320/6415/6420 (Tier II) Cab 4wd (Frame Mounted Tank)	02980105	10.00-16	12.4-24	18.4-30	6,901
JD 6120/6215/6220/6320/6415/6420 (Tier II) Rops 2/4wd (Frame Mounted Tank)	02979371	10.00-16	12.4-24	18.4-30	6,901
JD 6215/6415 Cab/2&4wd (Fender Tank)	02985096	10.00-16	12.4-24	18.4-30	6,901
JD 6215/6415 Cab/4wd (Tractor Hyd-2nd Remote Req'd/Mid-Mt Tank)	02980768	N/A	12.4-24	18.4-34	6,361
JD 6215/6415 Cab/4wd (Tractor Hyd-2nd Remote Req'd/Mid-Mt Tank)	02980768	N/A	12.4-24	18.4-34	6,361
JD 6230/6330/6430 "Mid-Spec" Cab/2&4wd (Tractor Hyd/Fender Tank)	02992019	10.00-16	12.4-24	18.4-34	6,901
JD 6230/6330/6430 "Mid-Spec" Cab/2&4wd (Fender Tank)	02985543	10.00-16	12.4-24	18.4-34	6,901
JD 6230/6330/6430 "Mid-Spec" Cab/2&4wd (Tractor Hyd/Fender Tank)	02992019	10.00-16	12.4-24	18.4-34	6,901
JD 6230/6330/6430 "Mid-Spec" ROPS/2&4wd (Fender Tank)	02987161	10.00-16	12.4-24	18.4-34	6,901
JD 6230/6330/6430 "Premium" Cab/2&4wd (Fender Tank)	02985543	10.00-16	12.4-24	18.4-34	6,901
JD 6230/6330/6430 "Premium" Cab/2&4wd (540 PTO Pump/Fender Tank)	02986699	10.00-16	12.4-24	18.4-34	7,622
JD 6615/6715 Cab/2wd (Mid-Mt Tank)	02982138	11.00-16	N/A	18.4-34	6,901
JD 6615/6715 Cab/4wd (Mid-Mt Tank)	02985103	N/A	13.6-28	18.4-38	6,901
JD 7220/7320/7420/7520 Cab/2wd (Mid-Mt Tank)	02982138	11.00-16	N/A	18.4-38	6,901
JD 7220/7320/7420/7520 Cab/4wd (Mid-Mt Tank)	02985103	N/A	13.6-28	18.4-38	6,901
JD 7130/7230 "Mid" Cab/2&4wd (4 or 6 cyld/55 gal. fuel tank/Fender Tank)	02988406	11.00-16	13.6-28	18.4-38	6,901
JD 7130/7230 "Mid" Cab/2&4wd w/JD673 Loader (4 or 6 cyld/55 gal. fuel tank/Fender Tank)	02991326	11.00-16	13.6-28	18.4-38	6,901
Kubota					
Kubota M96S/M108S Cab/2&4wd (Fender Tank)	02989855	10.00-16	13.6-24	18.4-34	6,901
Kubota M96S/M108S ROPS/2wd (Fender Tank)	02987422	10.00-16	N/A	18.4-34	6,901
Massey Ferguson					
MF 2670/2680 Cab/2wd (Under Fender Tank)	02991912	9.5L-15F	N/A	18.4-30	6,901
MF 5445/5455 Cab/2wd w/Std Hood (Tier II Engine Only/Fender Tank)	02985185	9.5L-15	N/A	18.4-30	6,901
MF 5460 ROPS/2wd w/Std Hood (Tier II Engine Only/Fender Tank)	02982101	10.00-16	N/A	18.4-34	6,901
New Holland					
NH T4020/4030 "Deluxe" Cab/2&4wd (Fender Tank)	02987271	9.5L-15	11.2-24	16.9-30	6,901
NH T4040/4050 "Deluxe" Cab/2&4wd (Fender Tank)	02989713	9.5L-15	11.2-24	16.9-30	6,901
NH T5040/5050/5060/5070 Cab/2&4wd (Fender Tank)	02986594	10.00-16	12.4-24	18.4-34	6,901
NH T5040/5050/5060/5070 Cab/2&4wd (Tractor Hyd/Fender Tank)	02991132	10.00-16	12.4-24	18.4-34	6,361
NH T5040/5050/5060/5070 ROPS/2&4wd (Fender Tank)	02986665	10.00-16	12.4-24	18.4-34	6,901
NH T6010/6020/6040/6060 Cab/2wd (Fender Tank)	02989121	10.00-16	N/A	18.4-34	6,901
NH T6010/6020/6040/6060 Cab/2wd (Tractor Hyd/Fender Tank)	02985615	10.00-16	N/A	18.4-34	6,361
NH T6010/6020/6040/6060 Cab/4wd (Fender Tank)	02985927	N/A	12.4-24	18.4-30	6,361
NH T6010/6020 "Delta" ROPS/2wd (Mid-Mt Tank)	02982461	10.00-16	N/A	18.4-34	6,901

OTHER SPECIFICATIONS

(1) Case-IH JX-U & Farmall U and New Holland TL-A, T4000 & T5000 series tractors require a smaller replacement battery which is not included. We recommend using Exide® #34R-84N.

ALAMO INDUSTRIAL

(800) 882-5762

Prices Effective February 15, 2013

Rev021513

VERSA MOWER

60", 72", 74" Mid-Mount Rotary/Flail Mount Kit Options

F.O.B. Seguin, TX

TRACTOR DESCRIPTION	MOUNT KIT	MAXIMUM TIRE SIZE			LIST PRICE
		2WD Front	4WD Front	Rear	
New Holland (Continued)					
NH T6030/6050/6070 Cab/2&4wd (Fender Tank)	02984316	10.00-16	12.4-24	18.4-34	6,901
NH T6030/6050/6070 Cab/2&4wd (Tractor Hyd/Fender Tank)	02990039	10.00-16	12.4-24	18.4-34	6,361
NH T6030/6050 ROPS/2&4wd (Fender Tank)	02984870	10.00-16	12.4-24	18.4-34	6,901
NH TB100/110 ROPS/2wd (Mid-Mt Tank)	02980759	10.00-16	N/A	18.4-30	6,901
NH TB100/110 ROPS/4wd	02986653	N/A	12.4-24	18.4-30	6,901
NH TL80/90/100 Cab/2&4wd (Fender Tank)	02980207	10.00-16	12.4-24	18.4-30	6,901
NH TL80/90/100 Cab/2&4wd (Tractor Hyd/Fender Tank)	02980910	10.00-16	12.4-24	18.4-30	6,361
NH TL80/90/100 ROPS/2wd (Mid-Mt Tank)	02979674	36x11-16 Air	N/A	20x20 Logging	6,901
NH TL80/90/100 ROPS/4wd (Fender Tank)	02980891	N/A	12.4-24	18.4-30	6,901
NH TL80/90/100 ROPS/4wd (Tractor Hyd/Fender Tank)	02980907	N/A	12.4-24	18.4-30	6,361
NH TL80A/90A/100A Cab/2&4wd (Fender Tank)	02982265	10.00-16	12.4-24	18.4-30	6,901
NH TL80A/90A/100A Cab/2&4wd (Tractor Hyd/Fender Tank)	02985908	10.00-16	12.4-24	18.4-30	6,901
NH TL80A/90A/100A ROPS/2wd (Fender Tank)	02982253	10.00-16	N/A	18.4-30	6,901
NH TL80A/90A/100A ROPS/4wd (Fender Tank)	02982879	N/A	12.4-24	18.4-30	6,901
NH TN55D/65D/70D/75D Cab/2&4wd (Fender Tank)	02983986	7.50-16	11.2-24	16.9-30	6,901
NH TN55D/65D/70D/75D Cab/2&4wd (Tractor Hyd/Fender Tank)	02987283	7.50-16	11.2-24	16.9-30	6,361
NH TN55/65/70/75 ROPS/2wd (Mid-Mt Tank)	02977579	7.50-16	N/A	16.9-30	6,901
NH TN55/65/70/75 ROPS/4wd (Fender Tank)	02981057	N/A	11.2-24	16.9-30	6,901
NH TN60DA/70DA/75DA Cab/2&4wd (Fender Tank)	02983986	7.50-16	11.2-24	16.9-30	6,901
NH TN60DA/70DA/75DA Cab/2&4wd (Tractor Hyd/Fender Tank)	02987283	7.50-16	11.2-24	16.9-30	6,361
NH TN60A/70A/75A ROPS/2wd (Mid-Mt Tank)	02977579	7.50-16	N/A	16.9-30	6,901
NH TN60A/70A/75A ROPS/4wd (Fender Tank)	02981057	N/A	11.2-24	16.9-30	6,901
NH TS100A/110A Cab/2wd (Mid-Mt Tank)	02980734	10.00-16	N/A	18.4-34	6,901
NH TS100A/110A Cab/2wd (Tractor Hyd/Mid-Mt Tank)	02980831	10.00-16	N/A	18.4-34	6,361
NH TS100A/110A Cab/4wd (Fender Tank)	02981497	N/A	13.6-24	18.4-34	6,901
NH TS100A/110A ROPS/2wd (Mid-Mt Tank)	02982461	10.00-16	N/A	18.4-34	6,901
NH TS115A/125A/130A/135A Cab/2&4wd (Fender Tank)	02984316	10.00-16	12.4-24	18.4-34	6,901
NH TS115A/125A/130A/135A Cab/2&4wd (Tractor Hyd/Fender Tank)	02990039	10.00-16	12.4-24	18.4-34	6,361
NH TS115A/125A/130A/135A ROPS/2&4wd (Fender Tank)	02984870	10.00-16	12.4-24	18.4-34	6,901
NH TS6020/6030 Rops 4/2wd	02989606	10.00-16	N/A	18.4-34	6,901

OTHER SPECIFICATIONS

- (1) Case-IH JX-U & Farmall U and New Holland TL-A, T4000 & T5000 series tractors require a smaller replacement battery which is not included. We recommend using Exide® #34R-84N.

ALAMO INDUSTRIAL

(800) 882-5762

Prices Effective February 15, 2013

Rev021513



TRAXX™RF

Remote-Control Mower

CONSORTIUM CONTRACT PRICING

TRAXX™RF BASE UNIT STANDARD FEATURES

- ◆ Rubber Tracks w/Steel Cleats (Installed)
- ◆ Spike Kit w/Rubber Transport Pads (Boxed for Customer Assy.)
- ◆ Roll Guard/Frame (Installed)
- ◆ High Pressure Grease Gun Kit (Included)
- ◆ LED Strobe Light (Installed)
- ◆ Towing Kit Accessories (Included)

ORDER CODE	DESCRIPTION	LIST PRICE
TRAXX™ RF BASE UNIT		
04774100	TRAXX™RF All-Terrain Vehicle Equipped w/ 51" Heavy Duty Head for Brush and Saplings	83,956
04774200	TRAXX™RF All-Terrain Vehicle Equipped w/ 51" Heavy Duty Head for Grass and Brush	82,856
OPTIONS		
TR477002	Rubber Tracks (Boxed Set of 2/Customer Assy)	2,831
TR477622	Replacement Cutter Shaft For Heavy Duty Head for Brush and Saplings (Includes Replacement Bearings)	3,597
TR477623	Replacement Cutter Shaft For Heavy Duty Head for Grass and Brush (Includes Replacement Bearings)	2,497
TR477136	High Pressure Grease Gun Kit (One kit is included with Base Unit)	370
TR477147	High Wear Kit for Heavy Duty Head for Brush and Saplings	1,524
TR477143	High Wear Kit for Heavy Duty Head for Grass and Brush	1,445
TR477144	Additional Operators Manual	53
TR477145	Additional Parts Manual	53
TR477640	1 Year Extended Warranty	5,883
REPLACEMENT CUTTER HEADS (COMPLETE)		
04773200	51" (1.3m) Heavy Duty Head for Brush and Saplings	8,450
04773100	51" (1.3m) Heavy Duty Head for Grass and Brush	7,350
PRICING EFFECTIVE 2-15-13		

R021513



Alamo Industrial Quick Reference Tractor Model Guide- 2013

Part #	Model Description	Compatibility	Tire Sizes	HP Rating Eng/PTO	Configuration	Consortium List Pricing
TBD-Spec1	Turn-key Tractor Spec # 1	All Series Designated for Grounds Maintenance (RFP# 070313)	9.5-24/16.9-28	45/37	Rops 4wd	26,560
TBD-Spec2	Turn-key Tractor Spec # 2	All Series Designated for Grounds Maintenance (RFP# 070313)	9.5-24/16.9-28	65/49	Cab 4wd	42,816
TBD-Spec3	Turn-key Tractor Spec # 3	All Series Designated for Grounds Maintenance (RFP# 070313)	9.5-24/16.9-28	65/49	Rops 4wd	34,376
TBD-Spec4	Turn-key Tractor Spec # 4	All Series Designated for Grounds Maintenance (RFP# 070313)	7.5-16/16.9-28	65/49	Rops 2wd	24,090
TBD-Spec5	Turn-key Tractor Spec # 5	All Series Designated for Grounds Maintenance (RFP# 070313)	11.2-24/16.9-30	84/70	Cab 4wd	67,665
TBD-Spec6	Turn-key Tractor Spec # 6	All Series Designated for Grounds Maintenance (RFP# 070313)	11.2-24/16.9-30	84/70	Rops 4wd	56,948
TBD-Spec7	Turn-key Tractor Spec # 7	Can Mount up to 23' Boom (Versa Series Only)	12.4-24/18.4-30	85/70	CAB 4wd	58,316
02991719	Turn-key Tractor Spec # 8	Can Mount up to 23' Boom (Versa Series Only)	12.4-24/18.4-30	85/70	CAB 4wd	65,447
TBD-Spec9	Turn-key Tractor Spec # 9	Can Mount up to 23' Boom (Versa Series Only)	12.4-24/18.4-30	85/70	ROPS 4wd	(9,296)
02992033	Turn-key Tractor Spec # 10	Can Mount up to 30' Boom (All Series)	14.9-24/18.4-34	105/86	CAB 4wd	87,311
TBD-Spec11	Turn-key Tractor Spec # 11	Can Mount up to 30' Boom (All Series)	400/80-R24/480-80R34	105/86	CAB 4wd	1,651
TBD-Spec12	Turn-key Tractor Spec # 12	Can Mount up to 25' Boom (All Series)	10.00-16/18.4R34	105/86	CAB 2wd	(8,151)
TBD-Spec13	Turn-key Tractor Spec # 13	Can Mount up to 30' Boom (All Series)	14.9-24/18.4-34	105/86	ROPS 4wd	(8,970)
TBD-Spec14	Turn-key Tractor Spec # 14	Can Mount up to 25' Boom (All Series)	11.00L15/18.4R34	105/86	ROPS 2wd	(17,545)

Rev 6/25/2013

Note * All Tractor Models May Take up To 180 Days to Ship From Manufacturer

Alamo Industrial Quick Reference Tractor Model Guide- 2013

Part #	Model Description	Compatibility	Tire Sizes	HP Rating Eng/PTO	Configuration	Consortium List Pricing
02992034	Turn-key Tractor Spec # 15	Can Mount up to 30' Boom (All Series)	14.9-24/18.4-34	115/95	CAB 4wd	91,447
TBD-Spec16	Turn-key Tractor Spec # 16	Can Mount up to 30' Boom (All Series)	400/80-R24/480-80R34	115/95	CAB 4wd	1,651
TBD-Spec17	Turn-key Tractor Spec # 17	Can Mount up to 25' Boom (All Series)	10.00-16/18.4R34	115/95	ROPS 2wd	(8,151)
TBD-Spec18	Turn-key Tractor Spec # 18	Can Mount up to 30' Boom (All Series)	14.9-24/18.4-34	115/95	ROPS 4wd	(8,970)
TBD-Spec19	Turn-key Tractor Spec # 19	Can Mount up to 25' Boom (All Series)	11.00L15/18.4R34	115/95	CAB 2wd	(17,545)
02992035	Turn-key Tractor Spec # 20	Can Mount up to 30' Boom (All Series)	13.6-28/18.11-38	125/102	CAB 4wd	99,460
TBD-Spec21	Turn-key Tractor Spec # 21	Can Mount up to 30' Boom (All Series)	440/80-R24/480-80R38	125/102	CAB 4wd	2,326
TBD-Spec22	Turn-key Tractor Spec # 22	Can Mount up to 25' Boom (All Series)	10.00-16/18.4R34	125/102	CAB 2wd	(8,135)
TBD-Spec23	Turn-key Tractor Spec # 23	Can Mount up to 30' Boom (All Series)	13.6-28/18.11-38	125/102	ROPS 4wd	(10,323)
TBD-Spec24	Turn-key Tractor Spec # 24	Can Mount up to 25' Boom (All Series)	11.00L15/18.4R34	125/102	ROPS 2wd	(18,883)
02991978	Turn-key Tractor Spec # 25	Can Mount up to 25' Boom (All Series)	14.9-24-18.4-34	110/90	CAB 4wd	61,266
TBD-Spec26	Turn-key Tractor Spec # 26	Can Mount up to 23' Boom (All Series)	10.00-16/18.4-34	110/90	CAB 2wd	(1,916)
TBD-Spec27	Turn-key Tractor Spec # 27	Can Mount up to 25' Boom (All Series)	14.9-24-18.4-34	110/90	ROPS 4wd	(6,887)
TBD-Spec28	Turn-key Tractor Spec # 28	Can Mount up to 25' Boom (All Series)	10.00-16/18.4-34	110/90	ROPS 2wd	(8,426)

Rev 6/25/2013

Note * All Tractor Models May Take up To 180 Days to Ship From Manufacturer

Alamo Industrial Quick Reference Tractor Model Guide- 2013

Part #	Model Description	Compatibility	Tire Sizes	HP Rating Eng/PTO	Configuration	Consortium List Pricing
TBD-Spec29	Turn-key Tractor Spec # 29	Can Mount up to 25' Boom (All Series)	14.9-24-18.4-34	118/96	CAB 4wd	62,676
TBD-Spec30	Turn-key Tractor Spec # 30	Can Mount up to 23' Boom (All Series)	10.00-16/18.4-34	118/96	CAB 2wd	(1,916)
TBD-Spec31	Turn-key Tractor Spec # 31	Can Mount up to 25' Boom (All Series)	14.9-24-18.4-34	118/96	ROPS 4wd	(6,887)
TBD-Spec32	Turn-key Tractor Spec # 32	Can Mount up to 23' Boom (All Series)	10.00-16/18.4-34	118/96	ROPS 2wd	(8,426)
02991979	Turn-key Tractor Spec # 33	Can Mount up to 30' Boom (All Series)	14.9-24-18.4-34	124/105	CAB 4wd	68,057
TBD-Spec34	Turn-key Tractor Spec # 34	Can Mount up to 25' Boom (All Series)	10.00-16/18.4-34	124/105	CAB 2wd	(3,560)
TBD-Spec35	Turn-key Tractor Spec # 35	Can Mount up to 30' Boom (All Series)	14.9-24-18.4-34	124/105	ROPS 4wd	(7,151)
TBD-Spec36	Turn-key Tractor Spec # 36	Can Mount up to 25' Boom (All Series)	10.00-16/18.4-34	124/105	ROPS 2wd	(10,709)
TBD-Spec37	Turn-key Tractor Spec # 37	Can Mount up to 25' Boom (Front Mount Series)	440/80R28 Non-Directional	125/105	CAB 4wd	124,260

Rev 6/25/2013

Note * All Tractor Models May Take up To 180 Days to Ship From Manufacturer

AXTREME2 BOOM

18', 22', 28' Articulated Models

F.O.B. Seguin, TX

STANDARD SPECIFICATIONS

- ◆ Bolt-On Undermount with Front and Rear Attached Rails
- ◆ Exclusive Slewing Ring Bearing is Featured for Boom Maneuverability
- ◆ Standard Boom Structure Made from Alloy Steel
- ◆ Main Pivot Features 2' Chrome Pins with Greaseable, Hardened Steel Bushings
- ◆ Self Contained Front Mounted Hydraulic System
- ◆ Oil-to-Air Cooler with Electric Fan
- ◆ Ability to Mow Horizontally within 6" of Rear Tire with Swivel Heads
- ◆ Boom Features Dipper and Lift
- ◆ Boom Reach Specs: **18' Models**= Up 17'-1", Out-18', Down 9'-8" **22' Models**= Up-19' 7", Out-22', Down-12' 1"
- 25' Models**= Up-22' 2", Out-25', Down-15' 6" **28' Models**= Up-24' 2", Out-27', Down-17' 6"
- ◆ 180° Horizontal Boom Swing
- ◆ Axle-Mounted Boom Rest
- ◆ Mount Kit, all Wheel Weight, and Polycarbonate Window Included in Base Price
- ◆ Tractor Req: Min of 8,500 lbs and 90 HP. Min 90" Wheelbase and 18" Ground Clearance

HEAD SPECIFICATIONS

- ◆ 58" Cutting Diameter
- ◆ Alloy Deck Material with Double Wall Side Skirt
- ◆ 4-1/2"x9" Heat-Treated Alloy Spindle
- ◆ 152 HP Motor Direct-Coupled
- ◆ 2-1/2" x 5" Stacked Three-Leaf Blade Bar, Alloy Steel
- ◆ 5/8" x 5" High-Carbon Alloy Steel Blade, 360° Swing
- ◆ Standard (1) year limited parts and labor warranty.

PRODUCT ORDER CODE	DESCRIPTION	APPRX. WEIGHT		LIST PRICE
Boom Base Unit (One Choice Required)				
04831820	18' Axtreme II Boom (Joystick Control)	5,000		44,252
04831821	18' Axtreme II Boom (Cable Control)	4,800		37,107
04832220	22' Axtreme II Boom (Joystick Control)	5,200		45,509
04832221	22' Axtreme II Boom (Cable Control)	5,000		38,962
04832520	25' Axtreme II Boom (Joystick Control)	5,700		47,740
04832521	25' Axtreme II Boom (Cable Control)	5,500		41,192
04832628	28' Axtreme II Boom (Joystick Control)			52,440
04832528	28' Axtreme II Boom (Cable Control)			45,705
Mower Head (One Choice Required)				
02986190AJ	60" Rotary w/Ctr Hyd Door, Blade Bar & Head Swivel (Joystick Control)	1115		14,690
02986190AC	60" Rotary w/Ctr Hyd Door, Blade Bar & Head Swivel (Cable Control)	1115		14,690
02986203	60" Rotary w/Ctr Hyd Door, Blade Bar (No Head Swivel)	1061		12,664
02986213AJ	50" Rotary w/Ctr Hyd Door, Blade Bar & Head Swivel (Joystick Control)			13,992
02986213AC	50" Rotary w/Ctr Hyd Door, Blade Bar & Head Swivel (Cable Control)			13,992
02986211	50" Rotary w/Ctr Hyd Door, Blade Bar (No Head Swivel)			11,966
02986212AJ	50" Rotary w/Ctr Hyd Door, Blade Pan & Head Swivel (Joystick Control)			13,169
02986212AC	50" Rotary w/Ctr Hyd Door, Blade Pan & Head Swivel (Cable Control)			13,169
02986210	50" Rotary w/Ctr Hyd Door, Blade Pan (No Head Swivel)			11,143
02986251AJ	48" Flail-Axe w/Head Swivel (Joystick Control)			14,541
02986251AC	48" Flail-Axe w/Head Swivel (Cable Control)			14,541
02986253	48" Flail-Axe (No Head Swivel)	777		12,515

ALAMO INDUSTRIAL

(800) 882-5762

Prices Effective February 15, 2013

Rev021513

AXTREME2 BOOM

18', 22', 28' Articulated Models

F.O.B. Seguin, TX

PRODUCT ORDER CODE	DESCRIPTION	APPRX. WEIGHT		LIST PRICE
Mower Head <i>(One Choice Required)</i>				
02986252AJ	48" Flail-Axe, SHD Cuttershaft (3 oz Knives) w/Head Swivel (Joystick Control)			15,731
02986252AC	48" Flail-Axe, SHD Cuttershaft (3 oz Knives) w/Head Swivel (Cable Control)			15,731
02986252AJ	48" Flail-Axe, SHD Cuttershaft (3 oz Knives) w/Head Swivel (Joystick Control)			15,731
02986252AC	48" Flail-Axe, SHD Cuttershaft (3 oz Knives) w/Head Swivel (Cable Control)			15,731
02988228	48" Grass Flail, SHD Cuttershaft			13,704
02988229	60" Grass Flail, SHD Cuttershaft	800		13,813
02988233	Bomford 60" HD Grass Flail (Non-Swivel)			12,640
02988881	Bomford 60" HD Grass Flail (Swivel)- Requires Swivel Wiring Kit			14,395
02988255	5' Timber Cat Sickle Bar	682		13,127
02988256	7' Timber Cat Sickle Bar	770		13,944
02986235	90" Buzzbar (4 Blade)	1098		15,598
02986229	69" Buzzbar (3 Blade)	705		13,845
02986219	48" Buzzbar (2 Blade)	550		11,099
02988854	Ditcher Head (Hitch Post Mounted)			12,869
Options				
02988075A	Additional Operators and Parts Manuals			54
02989326	Quick Hitch Kit*			3,948
02989327	Hydraulic Kit for Quick Hitch Head**			523
02975647	Flail-Axe Jack Stand Kit***			342
02984479	Flail-Axe Swivel Hitch Post Conversion Kit			4,914
02984049	JD 6215/6415/6020/6030 Frt Axle Stabilizer Kit (4wd Only)			1,128
02984226	JD 6615/6715 Frt Axle Stabilizer Kit (4wd Only)			1,128
02985058	MF 5460 Frt Axle Stabilizer Kit (4wd Only)			1,128
02984671	MF 5465 Frt Axle Stabilizer Kit (4wd Only)			1,128
02984048	NH TS-A Frt Axle Stabilizer Kit (4wd Only)			1,128
02984877	NH TS-A Joystick Mount for Deluxe Seat			97
02985484	NH T6000 Series Frt Axle Stabilizer Kit (4wd Only)			1,128
02985029	Mounting Labor & Oil			6,259
02791800	Special Mower Paint			1,243
02968967	Special Tractor Paint			5,537
00889899A	Additional 12 Month Warranty (00889899)			4,014

* Includes all components to convert boom and (1) head to Quick Hitch

** Required to convert additional heads to Quick Hitch

*** Required to level Flail-Axe for Quick Hitch

ALAMO INDUSTRIAL

Prices Effective February 15, 2013

(800) 882-5762

Rev021513

AXTREME2 BOOM

18' Mount Kit Options

F.O.B. Seguin, TX

TRACTOR DESCRIPTION	MOUNT KIT	MAXIMUM TIRE SIZE		
		2WD Front	4WD Front	Rear
Case IH				
Case-IH MXU100/110 Cab 2/4wd (Joystick)	02987221	11.00-16	14.9-24	18.4-34
Case-IH MXU100/110 Cab 2/4wd (Cable)	02987224	11.00-16	14.9-24	18.4-34
Case-IH Maxxum 115/125/125 Pro/140 Pro Cab/2&4wd (Joystick) 2010-2012	02991283	11.00-16	14.9-24	18.4-34
Case-IH Maxxum 115/125/125 Pro/140 Pro Cab/2&4wd (Cable) 2010-2012	02991282	11.00-16	14.9-24	18.4-34
Case-IH Maxxum 115/125/125 Pro/140 Pro Cab/2&4wd (Joystick) 2007-2010	02987104	11.00-16	14.9-24	18.4-34
Case-IH Maxxum 115/125/125 Pro/140 Pro Cab/2&4wd (Cable) 2007-2010	02987100	11.00-16	14.9-24	18.4-34
John Deere				
JD 6215/6415 Cab/2&4wd (Joystick)	02990347	10.00-16	13.6-24	18.4-34
JD 6120/6220/6320/6420 Cab/2&4wd (Joystick)	02990347	10.00-16	13.6-24	18.4-34
JD 6230/6330/6430 "Mid-Spec" Cab/2&4wd (Joystick)	02991525	10.00-16	13.6-24	18.4-34
JD 6230/6330/6430 "Mid-Spec" Cab/2&4wd (Cable)	02987062	10.00-16	13.6-24	18.4-34
JD 6230/6330/6430 "Premium" Cab/2&4wd (Joystick)	02987066	10.00-16	13.6-24	18.4-34
JD 6230/6330/6430 "Premium" Cab/2&4wd (Cable)	02987062	10.00-16	13.6-24	18.4-34
JD 6615/6715 Cab/2&4wd (Joystick)	02991685	10.00-16	13.6-24	18.4-34
JD 7220/7320 Cab/2&4wd (Joystick/34" Flanged Rear Whl)	02987200	11.00-16	13.6-28	18.4-34
JD 7220/7320 Cab/2&4wd (Joystick/38" Flanged Rear Whl)	02987202	11.00-16	14.9-28	18.4-38
JD 7130/7230 "Mid-Spec" Cab/2&4wd (4 or 6 Cyl / 55 gal. Fuel Tank / Joystick)	02990424	11.00-16	13.6-28	18.4-38
Massey Ferguson				
MF 5460 Cab/2&4wd (Joystick)	02987204	11.00-16	14.9-24	18.4-34
MF 5460 Cab/2&4wd (Cable)	02987207	11.00-16	14.9-24	18.4-34
MF 5465 Cab/2&4wd (Tier II Engine Only / Joystick)	02987213	11.00-16	14.9-24	18.4-34
New Holland				
NH TS100A/110A Cab/2&4wd (Joystick)	02987221	11.00-16	14.9-24	18.4-34
NH TS100A/110A Cab/2&4wd (Cable)	02987224	11.00-16	14.9-24	18.4-34
NH T6030/6050/6070 Cab/4wd (Built Before May 2010 / Joystick)	02987104	11.00-16	14.9-24	18.4-34
NH T6030/6050/6070 Cab/4wd (Built Before May 2010 / Cable)	02987100	11.00-16	14.9-24	18.4-34
NH T6030/6050/6070 Cab/4wd (Built After May 2010 / Joystick)	02991283	11.00-16	14.9-24	18.4-34
NH T6030/6050/6070 Cab/4wd (Built After May 2010 / Cable)	02991282	11.00-16	14.9-24	18.4-34

OTHER SPECIFICATIONS

- (1) Always use the maximum tire size for favorable ground clearance.
- (2) Tractors should not be ordered with armrest-integrated controls.
- (3) Tractors must be equipped with flanged rear rims unless otherwise noted.
- (4) Right handrail removal may be necessary for boom transport clearance.
- (5) John Deere tractors must include a standard through-hood exhaust.
- (6) Case-New Holland mount kits include an exhaust relocation feature.

ALAMO INDUSTRIAL

(800) 882-5762

Prices Effective February 15, 2013

Rev021513

AXTREME2 BOOM

22', 25' Mount Kit Options

F.O.B. Seguin, TX

Note: 25" Axtreme units are to be mounted on 4WD model tractors only

TRACTOR DESCRIPTION	MOUNT KIT	MAXIMUM TIRE SIZE		
		2WD Front	4WD Front	Rear
Case IH				
Case-IH MXU100/110 Cab/2&4wd (Joystick)	02987226	11.00-16	14.9-24	18.4-34
Case-IH MXU100/110 Cab/2&4wd (Cable)	02987227	11.00-16	14.9-24	18.4-34
Case-IH MXU115/125/130/135 Cab/2&4wd (Joystick)	02987232	11.00-16	14.9-24	18.4-34
Case-IH MXU115/125/130/135 Cab/2&4wd (Cable)	02987235	11.00-16	14.9-24	18.4-34
Case-IH Maxxum 110/110 Pro/120 Pro/130 Pro Cab 2/4wd (Joystick) 2010-2012	02991281	11.00-16	14.9-24	18.4-34
Case-IH Maxxum 110/110 Pro/120 Pro/130 Pro Cab 2/4wd (Cable) 2010-2012	02991280	11.00-16	14.9-24	18.4-34
Case-IH Maxxum 110/110 Pro/120 Pro/130 Pro Cab/2&4wd (Joystick)	02987094	11.00-16	14.9-24	18.4-34
Case-IH Maxxum 110/110 Pro/120 Pro/130 Pro Cab/2&4wd (Cable)	02987098	11.00-16	14.9-24	18.4-34
Case-IH Maxxum 115/125/125 Pro/140 Pro Cab/2&4wd (Joystick)	02987107	11.00-16	14.9-24	18.4-34
Case-IH Maxxum 115/125/125 Pro/140 Pro Cab/4wd w/Repl. Fuel Tank (Joystick)	02990277	N/A	14.9-28	18.4-38
Case-IH Maxxum 115/125/125 Pro/140 Pro Cab/2&4wd (Cable)	02987106	11.00-16	14.9-24	18.4-34
Challenger				
Challenger MT445B/455B/465B Cab/2&4wd (Tier III Engine Only)	02990890	11.00-16	14.9-24	18.4-34
John Deere				
JD 6230/6330/6430 "Mid-Spec" Cab/2&4wd (Joystick)	02987070	10.00-16	13.6-24	18.4-34
JD 6230/6330/6430 "Mid-Spec" Cab/2&4wd (Cable)	02987069	10.00-16	13.6-24	18.4-34
JD 6230/6330/6430 "Premium" Cab/2&4wd (Joystick)	02987068	10.00-16	13.6-24	18.4-34
JD 6230/6330/6430 "Premium" Cab/2&4wd (Cable)	02987069	10.00-16	13.6-24	18.4-34
JD 6615/6715 Cab/2&4wd (Joystick)	02987195	11.00-16	13.6-24	18.4-34
JD 6615/6715 Cab/2&4wd (Cable)	02987198	11.00-16	13.6-24	18.4-34
JD 7220/7320 Cab/2&4wd (Joystick/38" Rack & Pinion Axle)	02991349	11.00-16	13.6-28	18.4-34
JD 7220/7320 Cab/2&4wd (Cable/38" Rack & Pinion Axle)	02990131	11.00-16	13.6-28	18.4-34
JD 7130/7230 "Mid-Spec" Cab/2&4wd (4 or 6 Cyl'd / 55 gal. Fuel Tank / Joystick)	02987072	11.00-16	13.6-28	18.4-38
JD 7130/7230 "Premium" Cab/2&4wd (6 Cyl'd / 55 gal. Fuel Tank / Flanged Rear Whl / Built Before Nov. 1, 2010 / Joystick)	02987076	11.00-16	14.9-28	18.4-38
Massey Ferguson				
MF 5460 Cab/2&4wd (Joystick)	02987211	11.00-16	14.9-24	18.4-34
MF 5460 Cab/2&4wd (Cable)	02987210	11.00-16	14.9-24	18.4-34
MF 5465 Cab/2&4wd (Tier II Engine Only / Joystick)	02987215	11.00-16	14.9-24	18.4-34
New Holland				
NH 5610S/6610S ROPS/2&4wd (Cable)	02989073	10.00-16	14.9-24	18.4-34
NH TS100A/110A Cab/2&4wd (Joystick)	02987226	11.00-16	14.9-24	18.4-34
NH TS100A/110A Cab/2&4wd (Cable)	02987227	11.00-16	14.9-24	18.4-34
NH TS115A/125A/130A/135A Cab/2&4wd (Joystick)	02987232	11.00-16	14.9-24	18.4-34
NH TS115A/125A/130A/135A Cab/2&4wd (Cable)	02987235	11.00-16	14.9-24	18.4-34
NH T6010/6020/6040/6060 Cab/2&4wd (Built Before May 2010 / Joystick)	02987094	11.00-16	14.9-24	18.4-34
NH T6010/6020/6040/6060 Cab/2&4wd (Built Before May 2010 / Cable)	02987098	11.00-16	14.9-24	18.4-34
NH T6010/6020/6040/6060 Cab/2&4wd (Built After May 2010 / Joystick)	02991281	11.00-16	14.9-24	18.4-34
NH T6010/6020/6040/6060 Cab/2&4wd (Built After May 2010 / Cable)	02991280	11.00-16	14.9-24	18.4-34
NH T6030/6050/6070 Cab/2&4wd (Built Before May 2010 / Joystick)	02987107	11.00-16	14.9-24	18.4-34
NH T6030/6050/6070 Cab/2&4wd (Built Before May 2010 / Cable)	02987106	11.00-16	14.9-24	18.4-34
NH T6030/6050/6070 Cab/4wd w/Repl. Fuel Tank (Built Before May 2010 / Joystick)	02990277	N/A	14.9-28	18.4-38
NH T6030/6050/6070 Cab/2&4wd (Built After May 2010 / Joystick)	02991285	11.00-16	14.9-24	18.4-34
NH T6030/6050/6070 Cab/2&4wd (Built After May 2010 / Cable)	02991284	11.00-16	14.9-24	18.4-34
NH T6030/6050/6070 Cab/4wd w/Repl. Fuel Tank (Built After May 2010 / Joystick)	02991286	N/A	14.9-28	18.4-38
NH TS6020/6030 ROPS/2&4wd (Joystick)	02990973	10.00-16	14.9-24	18.4-34

OTHER SPECIFICATIONS

- (1) Always use the maximum tire size for favorable ground clearance.
- (2) Tractors should not be ordered with armrest-integrated controls.
- (3) Tractors must be equipped with flanged rear rims unless otherwise noted.
- (4) Right handrail removal may be necessary for boom transport clearance.
- (5) John Deere tractors must include a standard through-hood exhaust.
- (6) Case-New Holland mount kits include an exhaust relocation feature.

ALAMO INDUSTRIAL

(800) 882-5762

Prices Effective February 15, 2013

Rev021513

AXTREME2 BOOM

28' Mount Kit Options

F.O.B. Seguin, TX

Note: 28' Axte me units are to be mounted on 4WD model tractors only

TRACTOR DESCRIPTION	MOUNT KIT	MAXIMUM TIRE SIZE		
		2WD Front	4WD Front	Rear
Case IH				
Case-IH MXU100/110 Cab/4wd (Joystick)	02986063	N/A	14.9-24	18.4-34
Case-IH MXU100/110 Cab/4wd (Cable)	02986072	N/A	14.9-24	18.4-34
Case-IH MXU115/125/130/135 Cab/4wd (Joystick)	02986317	N/A	14.9-24	18.4-34
Case-IH MXU115/125/130/135 Cab/4wd (Cable)	02989085	N/A	14.9-24	18.4-34
Case-IH Maxxum 110/110 Pro/120 Pro/130 Pro ROPS/4wd (Cable)	02990450	N/A	14.9-24	18.4-34
Case-IH Maxxum 115/125/125 Pro/140 Pro Cab/4wd (Cable)	02990392	N/A	14.9-24	18.4-34
Case-IH Maxxum 115/125/125 Pro/140 Pro Cab/4wd w/Repl. Fuel Tank (Cable)	02990473	N/A	14.9-28	18.4-38
Case-IH Maxxum 115/125/125 Pro/140 Pro ROPS/4wd (Cable)	02989480	N/A	14.9-24	18.4-34
John Deere				
JD 6230/6330/6430 "Mid-Spec" Cab/2&4wd (Joystick)	02989733	N/A	13.6-24	18.4-34
JD 6230/6330/6430 "Mid-Spec" Cab/2&4wd (Cable)	02990112	N/A	13.6-24	18.4-34
JD 7130 "Mid-Spec" Cab/4wd (4 Cyl)- Cable Control	02991631	N/A	13.6-28	18.4-38
JD 7220/7320 Cab/2&4 (Joystick/34" Flanged Rear Whl)	02989265	N/A	13.6-28	18.4-34
JD 7220/7320 Cab/2&4 (Cable w/34" Flanged Rear Whl)	02989263	N/A	13.6-28	18.4-34
JD 7130/7230 "Mid-Spec" Cab/4wd (6 Cyld / 55 gal. Fuel Tank / Joystick)	02988263	N/A	13.6-28	18.4-38
JD 7130/7230 "Prem" Cab/4wd (6 Cyld / 55 gal. Fuel Tank / Flanged Rear Whl / Built Before Nov. 1, 2010 / Joystick)	02986776	N/A	14.9-28	18.4-38
JD 7130/7230 "Prem" Cab/4wd (6 Cyld / 55 gal. Fuel Tank / Flanged Rear Whl / Built Before Nov. 1, 2010 / Cable)	02986773	N/A	14.9-28	18.4-38
Massey Ferguson				
MF 5465/5475 Cab/4wd (Tier III Perkins Engine Only / Cable)	02990214	N/A	14.9-28	18.4-38
New Holland				
NH TS100A/110A Cab/4wd (Joystick)	02986063	N/A	14.9-24	18.4-34
NH TS100A/110A Cab/4wd (Cable)	02986072	N/A	14.9-24	18.4-34
NH TS115A/125A/130A/135A Cab/4wd (Joystick)	02986317	N/A	14.9-24	18.4-34
NH TS115A/125A/130A/135A Cab/4wd (Cable)	02989085	N/A	14.9-24	18.4-34
NH T6010/6020 "Delta" ROPS/4wd (Cable)	02990450	N/A	14.9-24	18.4-34
NH T6030/6050/6070 Cab/4wd (Built Before May 2010 / Cable)	02990392	N/A	14.9-24	18.4-34
NH T6030/6050/6070 Cab/4wd w/Repl. Fuel Tank (Built Before May 2010 / Cable)	02990473	N/A	14.9-28	18.4-38
NH T6030/6050/6070 Cab/4wd w/Repl. Fuel Tank (Built After May 2010 / Joystick)	02991351	N/A	14.9-28	18.4-38
NH T6030/6050/6070 Cab/4wd w/Repl. Fuel Tank (Built After May 2010 / Cable)	02991287	N/A	14.9-28	18.4-38
NH T6030/6050 ROPS/4wd (Cable)	02989480	N/A	14.9-24	18.4-34
NH TS6020/6030 ROPS/4wd (Cable)	02990478	N/A	14.9-24	18.4-34

OTHER SPECIFICATIONS

- (1) Always use the maximum tire size for favorable ground clearance.
- (2) Tractors should not be ordered with armrest-integrated controls.
- (3) Tractors must be equipped with flanged rear rims unless otherwise noted.
- (4) Right handrail removal may be necessary for boom transport clearance.
- (5) John Deere tractors must include a standard through-hood exhaust.
- (6) Case-New Holland mount kits include an exhaust relocation feature.

ALAMO INDUSTRIAL

Prices Effective February 15, 2013

(800) 882-5762

Rev021513

MACHETE2 BOOM

18', 22', 25' Articulated Models

F.O.B. Seguin, TX

STANDARD SPECIFICATIONS

- ◆ 4" X 4" Square Tubular Frame
- ◆ Features a 2 1/2" greaseable "king post" style turning arm.
- ◆ Main pivots points utilize 2" pins with greaseable, hardened steel bushings.
- ◆ Self contained hydraulic system.
- ◆ 20 gal Front-Mounted Reservoir/35 gal Total System Volume
- ◆ Motor Circuit: Piston Pump Rated @ 25 gpm (43.8 hp) & 3,000 psi @ 2,200 rpm.
Charge Pump Rated @ 8 gpm (1.4 hp) & 300 psi @ 2,200 rpm.
- ◆ Control Circuit: Piston Pump Rated @ 18 gpm (31.5 hp) & 3,000 psi @ 2,200 rpm.
- ◆ Inner Boom Arm 6"x6"x1/4" Alloy Steel Tubing
- ◆ Outer Boom Arm 5"x5"x1/4" Alloy Steel Tubing
- ◆ 120° Horizontal Boom Swing
- ◆ Boom Reach: Up-18' 7", Out-18', Down-5' 1".
- ◆ Mount Kit, Wheel Weight, and Polycarbonate Window Included in Base Price
- ◆ Tractor Req: Min of 8,500 lbs and 90 eng. hp. Min 90" Wheelbase and 18" Ground Clearance

HEAD SPECIFICATIONS

- ◆ 58" Cutting Diameter
- ◆ Alloy Deck Material with Double Wall Side Skirt
- ◆ 4-1/2"x9" Heat-Treated Alloy Spindle
- ◆ 205 HP Direct-Coupled Piston Motor
- ◆ Stacked Three-Leaf, Alloy Steel Blade Bar
- ◆ 5/8" x 5" Double -Edged, Tempered Steel Blades, 360° Swing
- ◆ Standard (1) year limited parts and labor warranty.

PRODUCT ORDER CODE	DESCRIPTION	APPRX. WEIGHT		LIST PRICE
Base Unit (One Choice Required)				
04861801	18' Machete II Boom- 4wd (Joystick Control)			39,827
04861800	18' Machete II Boom- 2wd (Joystick Control)			39,827
04862201	22' Machete II Boom- 4wd (Joystick Control)			40,958
04862200	22' Machete II Boom- 2wd (Joystick Control)			40,958
04862501	25' Machete II Boom- 4wd (Joystick Control)			42,966
04862500	25' Machete II Boom- 2wd (Joystick Control)			42,966
MOWER HEAD (One Choice Required)				
02986191	60" Rotary w/Ctr Hyd Door, Blade Bar & Head Swivel	1,080		16,463
02986205	60" Rotary w/Ctr Hyd Door, Blade Bar (No Head Swivel)	1,026		15,118
02986197	50" Rotary w/Ctr Hyd Door, Blade Bar & Head Swivel			16,117
02986704	50" Rotary w/Ctr Hyd Door, Blade Bar (No Head Swivel)			14,292
02986198	50" Rotary w/Ctr Hyd Door, Blade Pan & Head Swivel			15,295
02986703	50" Rotary w/Ctr Hyd Door, Blade Pan (No Head Swivel)			13,470
02986262	48" Flail-Axe w/Head Swivel			15,539
02986254	48" Flail-Axe (No Head Swivel)			13,715
02989697	48" Flail-Axe, SHD Cuttershaft (4 oz Knives, No Head Swivel)			15,086
02986263	60" HD Grass Flail w/Head Swivel			16,218
02988186	60" HD Grass Flail (No Head Swivel)	870		14,394
02988159	5' Timber Cat Sickle Bar	682		11,688
02988158	7' Timber Cat Sickle Bar	770		12,695
02986245	90" Buzzbar (4 Blade)	1098		14,586
02986237	69" Buzzbar (3 Blade)	705		13,776
02986236	48" Buzzbar (2 Blade)	550		11,046
02988100	Ditcher Head (Hitch Post Mounted)			12,807

ALAMO INDUSTRIAL

(800) 882-5762

Prices Effective February 15, 2013

Rev021513

MACHETE2 BOOM

18', 22', 25' Articulated Models

F.O.B. Seguin, TX

PRODUCT ORDER CODE	DESCRIPTION	APPRX. WEIGHT		LIST PRICE
OPTIONS				
02986941A	Additional Operators and Parts Manuals			54
02989463	Quick Hitch Kit*			3,553
02989464	Hydraulic Kit for Quick Hitch Head**			471
02975647M	Flail-Axe Jack Stand Kit*** (02975647)			307
02984400	HD Grass Flail Jack Stand Kit***			301
02982002	Mounting Labor & Oil			6,603
02791800	Special Mower Paint			1,243
02968967	Special Tractor Paint			5,537
00889899MC	Additional 12 Month Warranty (00889899)			4,014

* Includes all components to convert boom and (1) head to Quick Hitch

** Required to convert additional heads to Quick Hitch

*** Required to level Flail Heads for Quick Hitch

ALAMO INDUSTRIAL

(800) 882-5762

Prices Effective February 15, 2013

Rev021513

MACHETE2 BOOM

18', 22' 25' Mount Kit Options

F.O.B. Seguin, TX

Note: 25" Machete units are to be mounted on 4WD model tractors only

TRACTOR DESCRIPTION	MOUNT KIT	MAXIMUM TIRE SIZE		
		2WD Front	4WD Front	Rear
Case IH				
Case-IH Maxxum 110/110 Pro/120 Pro/130 Pro Cab/4wd	02987861	N/A	14.9-24	18.4-34
Case-IH Maxxum 115/125/125 Pro/140 Pro Cab/2wd	02988161	11.00-16	N/A	18.4-34
Case-IH Maxxum 115/125/125 Pro/140 Pro Cab/4wd	02988204	N/A	14.9-24	18.4-34
Case-IH Puma 165/180/195/210 Cab/4wd (Frt Axle Stabilizer Not Incl.)	02990699	N/A	16.9R30	20.8R42
Challenger				
Challenger MT445B/455B/465B Cab/4wd (Tier III Engine Only)	02989771	N/A	14.9-24	18.4-34
Challenger MT475B Cab/4wd (Tier III)	02989824	N/A	14.9-28	18.4-38
John Deere				
JD 6110/6210/6310/6405/6410 ROPS/4wd	02989188	N/A	12.4-24	18.4-30
JD 6110/6210/6310/6405/6410 Cab/2&4wd (Frt Axle Stabilizer Not Incl.)	02990683	10.00-16	12.4-24	18.4-30
JD 6215/6415 Cab/2wd	02990190	10.00-16	N/A	18.4-30
JD 6220/6320/6420 (Tier II) Cab/2wd	02990190	10.00-16	N/A	18.4-30
JD 6230/6330/6430 "Mid-Spec" Cab/2wd	02988521	10.00-16	N/A	18.4-34
JD 6230/6330/6430 "Mid-Spec" Cab/4wd	02987774	N/A	13.6-24	18.4-34
JD 6230/6330/6430 "Premium" Cab/4wd	02987901	N/A	13.6-24	18.4-34
JD 7130/7230 "Mid-Spec" Cab/2wd (Frt Axle Stabilizer Not Incl.)	02989869	11.00-16		18.4-38
JD 7130/7230 "Mid-Spec" Cab/4wd	02987751	N/A	13.6-28	18.4-38
JD 7130/7230 "Prem" Cab/4wd (6 cyld / 55 gal. fuel tank / Flanged Rear Whl / Built Before Nov. 1, 2010)	02989132	N/A	14.9-28	18.4-38
JD 7130/7230/7330 "Prem" Cab/4wd (4 & 6 cyld / 66 gal. fuel tank / Rack & Pinion Rear Whl / Built After Nov. 1, 2010)	02991260		14.9-28	18.4-38
JD 7410 "Mid-Spec" Cab/2wd	02991666	11.00-16	N/A	18.4-38
Massey Ferguson				
MF 5465/5475 Cab/4wd (Tier III Perkins Engine Only)	02988043	N/A	14.9-24	18.4-34
McCormick				
McCormick MC105 Cab/4wd	02991916	N/A	14.9-24	18.4-34
New Holland				
NH TS100 Cab/4wd	02990453	N/A	14.9-24	18.4-34
NH TS100 Cab/2wd (Frt Axle Stabilizer Not Incl.)	02988372	10.00-16	N/A	18.4-30
NH T6020/6040/6060 Cab/4wd (Built Before May 2010)	02987861	N/A	14.9-24	18.4-34
NH T6020/6040/6060 Cab/4wd (Built After May 2010)	02991288	N/A	14.9-24	18.4-34
NH T6030/6050/6070/6080 Cab/2wd (Built Before May 2010)	02988161	11.00-16	N/A	18.4-34
NH T6030/6050/6070/6080 Cab/2wd (Built After May 2010)	02991289	11.00-16	N/A	18.4-34
NH T6030/6050/6070/6080 Cab/4wd (Built Before May 2010)	02988204	N/A	14.9-24	18.4-34
NH T6030/6050/6070/6080 Cab/4wd (Built After May 2010)	02991290	N/A	14.9-24	18.4-34
NH TS6.110/TS6.115/TS6.120 2012-2013 Cab/4wd (Joystick Control)	TBD	N/A	14.9-24	18.4-34
NH TS6.125/TS6.140 2012-2013 Cab/4wd (Joystick Control)	02992506	N/A	14.9-24	18.4-34

OTHER SPECIFICATIONS

- (1) Always use the maximum tire size for favorable ground clearance.
- (2) Tractors should not be ordered with armrest-integrated controls.
- (3) Tractors must be equipped with flanged rear rims unless otherwise noted.
- (4) Right handrail removal may be necessary for boom transport clearance.
- (5) John Deere tractors must include a standard through-hood exhaust.
- (6) John Deere 7030 series fuel tanks must not exceed 66 gal.
- (7) Case-New Holland mount kits include an exhaust relocation feature.

ALAMO INDUSTRIAL

(800) 882-5762

Prices Effective February 15, 2013

Rev021513

MACHETE FRONT-MOUNT BOOM

21' & 24' Articulated Models

F.O.B. Seguin, TX

STANDARD SPECIFICATIONS

- ♦ Mounting Rail Frame is Full-Length, 4"x 4"x 5/16" Steel Tubing
- ♦ 4"x 4"x 5/16" Steel Tube Mainframe with 4"x 6" x 3/16" Main Structure
- ♦ 22-Gallon Hydraulic Reservoir Tank is Mounted Within the Interior of the Frame
- ♦ Hydraulic Oil Filter is a 10 Micron Filter with an ISO Cleanliness Code of 18/13 and a Full Flow of 35 GMP
- ♦ Inner Boom Arm 6"x 6" x 1/4" Steel Tubing
- ♦ Outer Boom Arm 5"x 5"x 1/4" Steel Tubing
- ♦ 125° Boom Swing
- ♦ Boom Reach- 21' Machete With 60" Rotary Up-21'7", Out-21'3", Down-12'10"
- ♦ Boom Reach- 24' Machete With 60" Rotary Up-24'4", Out-24', Down-15'7"
- ♦ Complete Construction of T1 Steel Available
- ♦ Piston Pump Rated @ 46 GPM @ 3600 RPM and 5000 PSI
- ♦ Front Pump is Idle During Transportation
- ♦ The Pump Assembly is Driven by the PTO Shaft
- ♦ Single Electronic Controls Five Functions
- ♦ Low Shock Start Up and Six Second Shutdown
- ♦ Boom Rest is Mounted to the Mower Frame
- ♦ Standard (1) year limited parts and labor warranty.

PRODUCT ORDER CODE	DESCRIPTION	APPRX. WEIGHT		LIST PRICE
21' & 24' MACHETE BOOM FRONT-MOUNT FOR TV140 BASE UNITS				
<i>(One Choice Required)</i>				
04210010	21' Machete Boom Front-Mount for NH TV140	6,200		38,198
04240010	24' Machete Boom Front-Mount for NH TV140	6,300		40,572
04210011	21' Machete Boom Front-Mount, T1 Steel, for NH TV140	6,300		40,047
04240011	24' Machete Boom Front-Mount, T1 Steel, for NH TV140	6,400		42,587
MOWER HEAD (One Choice Required)				
02968858	Rotary, 60" Machete (Blade Bar)	919		15,118
02970300	Flail, 48" Flail-Axe Piston Brush Cutter	770		13,714
02972460	Flail, 60" Grass Cutter	870		14,394
02972149	5' Timber Cat Sickle Bar	440		11,688
02972150	7' Timber Cat Sickle Bar	520		12,695
02973313	Ditcher-Forward Rotation Only	600		12,807
02974203	90" (4 Blade) BuzzBar Tree Cutter	1,098		16,387
02979249	69" (3 Blade) BuzzBar Tree Cutter	705		13,776
02979265	48" (2 Blade) Buzzbar Tree Cutter	550		11,046
OPTIONS				
02968915	Additional Operators and Parts Manuals			54
02975614	Quick Hitch Kit*			3,851
02975615	Hydraulic Kit for Quick Hitch Head**			511
02975647M	Flail-Axe Jack Stand Kit*** (02975647)			307
02973181	Accumulator Kit - Machete	10		1,581
02979478	Mounting Labor & Oil			6,344
02791800	Special Mower Paint			1,243
00889899MF	Additional 12 Month Warranty (00889899)			4,014

Note: Tractor must include factory installed loader mounting brackets.

* Includes all components to convert boom and (1) head to Quick Hitch

** Required to convert additional heads to Quick Hitch

*** Required to level Flail-Axe for Quick Hitch

ALAMO INDUSTRIAL

(800) 882-5762

Prices Effective February 15, 2013

Rev021513

MAVERICK BOOM

24', 30' Articulated Models

F.O.B. Seguin, TX

STANDARD SPECIFICATIONS

- ◆ Bolt-On Undermount with Front and Rear Attached Rails
- ◆ Boom Features Dipper, Lift, and Telescopic Sections w/ Axle-Mounted Boom Rest
- ◆ Standard Boom Structure Made from Alloy Steel, Designed Box Section
- ◆ Main Pivot Features 2' Chrome Pins with Greaseable, Hardened Steel Bushings
- ◆ Hydraulic Pivot is Featured on Head for Maneuverability.
- ◆ Front Axle Mounted Cylinder for Automatic Self-stabilization of Unit
- ◆ Self Contained Front Mounted Hydraulic System with CAN Based Data Acquisition
- ◆ Self-Cleaning, Thermostatically Controlled Oil-to-Air Cooler
- ◆ Ability to Mow Horizontally Within 6" of Rear Tire
- ◆ Boom Reach: **24' Models=** Up-21'10", Out-24', Down-14'8" **30' Models=** Up-27'10", Out-30', Down-19'3"
- ◆ Exclusive Slewing Ring Bearing is Utilized for Boom Maneuverability and 180° Horizontal Boom Swing
- ◆ Joystick, Mount Kit, All Wheel Weight, Polycarbonate Window Included in Base Price
- ◆ Tractor Req: Min of 8,500 lbs and 90 HP. Min 90" Wheelbase and 18" Ground Clearance

HEAD SPECIFICATIONS

- ◆ 58" Cutting Diameter
- ◆ Alloy Deck Material with Double Wall Side Skirt
- ◆ 4-1/2"x9" Heat-Treated Alloy Spindle
- ◆ 199 HP Motor Direct-Coupled
- ◆ 2-1/2" x 5" Stacked Three-Leaf Blade Bar, T1 Steel
- ◆ 5/8" x 5" High-Carbon Alloy Steel Blade, 360° Swing
- ◆ Standard (1) year limited parts and labor warranty.

PRODUCT ORDER CODE	DESCRIPTION	APPRX. WEIGHT		LIST PRICE
Maverick Base Unit (One Choice Required)				
04802400	24' Maverick w/ Telescoping Boom (Joystick Control)	6000		54,052
04803024	30' Maverick w/ Telescoping Boom (Joystick Control)	7500		58,830
Mower Heads (One Choice Required)				
02981782	60" Rotary w/Ctr Hyd Door, Blade Bar & Head Swivel	919		16,942
02983590	60" Rotary w/Ctr Hyd Door, Blade Bar (No Head Swivel)			15,118
02981783	50" Rotary w/Ctr Hyd Door, Blade Bar & Head Swivel			16,117
02984823	50" Rotary w/Ctr Hyd Door, Blade Pan & Head Swivel			15,295
02983554	48" Flail-Axe (No Head Swivel)	770		13,714
02984371	48" Flail-Axe w/Head Swivel			15,539
02983586	48" Flail-Axe, SHD Cuttershaft (3 oz Knives)			15,086
02983560	Bomford 60" HD Grass Flail (No Head Swivel)	870		14,394
02985449	Bomford 60" HD Grass Flail w/Head Swivel			16,218
02983548	5' Timber Cat Sickle Bar	440		11,688
02983549	7' Timber Cat Sickle Bar	520		12,695
02983557	48" (2 Blade) Buzzbar Tree Cutter	550		11,046
02983556	69" (3 Blade) BuzzBar Tree Cutter	705		13,776
Note: Heads Below Are For Use On 24' Booms Only				
02983555	90" (4 Blade) Buzzbar Tree Cutter	1098		16,467
02982531	Ditcher Head (Hitch Post Mounted)			12,807

ALAMO INDUSTRIAL

Prices Effective February 15, 2013

(800) 882-5762

Rev021513

MAVERICK BOOM

24', 30' Articulated Models

F.O.B. Seguin, TX

PRODUCT ORDER CODE	DESCRIPTION	APPRX. WEIGHT		LIST PRICE
Options				
02981992A	Additional Operators and Parts Manuals			54
02989463	Quick Hitch Kit*			3,553
02989464	Hydraulic Kit for Quick Hitch Head**			471
02990399	Ditcher Stand Kit ***			680
02975647M	Flail-Axe Jack Stand Kit*** (02975647)			307
02984400	HD Grass Flail Jack Stand Kit***			301
02984407	JD6615/6715/7220/7320/7130/7230 Oil Cooler Brush Guard			602
02982002	Mounting Labor & Oil			6,603
02791800MV	Special Mower Paint (02791800)			1,274
02968967	Special Tractor Paint			5,537
00889899MV	Additional 12 Month Warranty (00889899)			4,014

* Includes all components to convert boom and (1) head to Quick Hitch

** Required to convert additional heads to Quick Hitch

*** Required to level heads for Quick Hitch

ALAMO INDUSTRIAL

Prices Effective February 15, 2013

(800) 882-5762

Rev021513

MAVERICK BOOM

24' Mount Kit Options

F.O.B. Seguin, TX

TRACTOR DESCRIPTION	MOUNT KIT	MAXIMUM TIRE SIZE	
		FRONT	REAR
Case IH			
Case-IH MXU100/110 Cab/4wd (24' Models Only)	02982358	14.9-24	18.4-34
Case-IH MXU115/125/130/135 Cab/4wd	02982341	14.9-24	18.4-34
Case-IH Maxxum 110/110 Pro/120 Pro/130 Pro (24' Models Only)	02986046	14.9-24	18.4-34
Case-IH Maxxum 115/125/125 Pro/140 Pro	02986049	14.9-24	18.4-34
Challenger			
Challenger MT445B/455B/465B Cab/4wd (Tier III Engine Only)	02990779	14.9-24	18.4-34
John Deere			
JD 6215/6415 Cab/4wd	02982548	13.6-24	18.4-34
JD 6220/6320/6420 (Tier II) Cab/4wd	02982577	13.6-24	18.4-34
JD 6230/6330/6430 "Mid Spec" Cab/4wd	02986011	13.6-24	18.4-34
JD 6230/6330/6430 Premium Cab/4wd w/ Panoramic Door	02991611	13.6-24	18.4-34
JD 6615/6715 Cab/4wd	02982450	13.6-24	18.4-34
JD 7210/7410/7510 Cab/4wd	02985971	13.6-28	18.4-34
JD 7220/7320 Cab/4wd (34" Flanged Rear Whl)	02983364	13.6-28	18.4-34
JD 7220/7320 Cab/4wd (38" Flanged Rear Whl)	02985173	14.9-28	18.4-38
JD 7220/7320 Cab/4wd (38" Rack & Pinion Whl)	02983920	14.9-28	18.4-38
JD 7130/7230 "Mid" Cab/4wd (4 or 6 cyld / 55 gal. fuel tank)	02987697	13.6-28	18.4-38
JD 7130/7230 "Prem" Cab/4wd (6 cyld / 55 gal. fuel tank / Flanged Rear Whl / Built Before Nov. 1, 2010)	02986620	14.9-28	18.4-38
JD 7130/7230 "Prem" Cab/4wd (6 cyld / 55 gal. fuel tank / Rack & Pinion Rear Whl / Built Before Nov. 1, 2010)	02990148	14.9-28	18.4-38
JD 7130/7230 "Prem" Cab/4wd (6 cyld IVT / 55 gal. fuel tank / Flanged Rear Whl / Built Before Nov. 1, 2010)	02986829	14.9-28	18.4-38
Massey Ferguson			
MF 5460 Cab/4wd (Tier II Engine Only)	02988138	14.9-24	18.4-34
MF 5465 Cab/4wd (Tier II Engine Only)	02983605	14.9-24	18.4-34
MF 5465/5475 Cab/4wd (Tier III Perkins Engine Only)	02991112	14.9-28	18.4-38
MF 5465/5475 Cab/4wd (Tier III Sisu Engine Only)	02991353	14.9-28	18.4-38
New Holland			
NH TS100A/110A Cab/4wd (24' Models Only)	02982358	14.9-24	18.4-34
NH TS115A/125A/130A/135A Cab/4wd	02982341	14.9-24	18.4-34
NH T6010/6020/6040/6060 Cab/4wd (Built Before May 2010)	02986046	14.9-24	18.4-34
NH T6010/6020/6040/6060 Cab/4wd (Built After May 2010)	02991292	14.9-24	18.4-34
NH T6030/6050/6070 Cab/4wd (Built Before May 2010)	02986049	14.9-24	18.4-34
NH T6030/6050/6070 Cab/4wd (Built After May 2010)	02991293	14.9-24	18.4-34

OTHER SPECIFICATIONS

- (1) Always use the maximum tire size for favorable ground clearance.
- (2) Mount kits are designed for use with 4wd tractors only.
- (3) Tractors should not be ordered with armrest-integrated controls.
- (4) Tractors must be equipped with flanged rear rims unless otherwise noted.
- (5) The right handrail must be removed for boom transport clearance.
- (6) John Deere tractors must include a standard through-hood exhaust.
- (7) Case-New Holland mount kits include an exhaust relocation feature.

ALAMO INDUSTRIAL

(800) 882-5762

Prices Effective February 15, 2013

Rev021513

MAVERICK BOOM

30' Mount Kit Options

F.O.B. Seguin, TX

Note: 30' Maverick units are to be mounted on 4WD model tractors only

TRACTOR DESCRIPTION	MOUNT KIT	MAXIMUM TIRE SIZE	
		FRONT	REAR
Case IH			
Case-IH MXU115/125/130/135 Cab/4wd	02981892	14.9-24	18.4-34
Case-IH Maxxum 115/125/125 Pro/140 Pro	02986052	14.9-24	18.4-34
Challenger			
Challenger MT445/455/465B Cab/4wd (4 Cyl.-TIII Engine)	02991792	14.9-28	18.4-38
Challenger MT475B Cab/4wd (Tier III)	02989840	14.9-28	18.4-38
John Deere			
JD 6615/6715 Cab/4wd	02982395	13.6-24	18.4-34
JD 7210/7410/7510 Cab/4wd (34" Flanged Rear Rim)	02984191	13.6-28	18.4-34
JD 7220/7320 Cab/4wd (34" Flanged Rear Whl)	02983096	13.6-28	18.4-34
JD 7220/7320 Cab/4wd (38" Flanged Rear Whl)	02984772	14.9-28	18.4-38
JD 7220/7320 Cab/4wd (38" Rack & Pinion Whl)	02984684	14.9-28	18.4-38
JD 7130 "Mid" Cab/4wd (4 cyld / 55 gal. fuel tank)	02989932	13.6-28	18.4-38
JD 7130/7230 "Mid" Cab/4wd (6 cyld / 55 gal. fuel tank)	02986363	13.6-28	18.4-38
JD 7130/7230 Premium Cab/4wd w Panoramic Door (55 Gal Tank Only)	02991723	14.9-28	18.4-38
JD 7130/7230 "Prem" Cab/4wd (6 cyld / 55 gal. fuel tank / Flanged Rear Whl / Built Before Nov. 1, 2010)	02986617	14.9-28	18.4-38
Massey Ferguson			
MF 5465 Cab/4wd (Tier II Engine Only)	02984419	14.9-24	18.4-34
MF 5465/5475 Cab/4wd (Tier III Perkins Engine Only)	02988639	14.9-28	18.4-38
MF 5465/5475 Cab/4wd (Tier III Sisu Engine Only)	02991559	14.9-28	18.4-38
New Holland			
NH TS115A/125A/130A/135A Cab/4wd	02981892	14.9-24	18.4-34
NH T6030/6050/6070 Cab/4wd (Built Before May 2010)	02986052	14.9-24	18.4-34
NH T6030/6050/6070 Cab/4wd w/ Command Armrest (Built before May 2010)	02987356	14.9-24	18.4-34
NH T6030/6050/6070 Cab/4wd (Built After May 2010)	02991294	14.9-24	18.4-34
NH T6030/6050/6070 Cab/4wd w/ Command Armrest (Built after May 2010)	02991295	14.9-24	18.4-34

OTHER SPECIFICATIONS

- (1) Always use the maximum tire size for favorable ground clearance.
- (2) Mount kits are designed for use with 4wd tractors only.
- (3) Tractors should not be ordered with armrest-integrated controls.
- (4) Tractors must be equipped with flanged rear rims unless otherwise noted.
- (5) The right handrail must be removed for boom transport clearance.
- (6) John Deere tractors must include a standard through-hood exhaust.
- (7) Case-New Holland mount kits include an exhaust relocation feature.

ALAMO INDUSTRIAL

(800) 882-5762

Prices Effective February 15, 2013

Rev021513

REAR MOUNT BOOM

17', 20', 23' Articulated Models

F.O.B. Seguin, TX

STANDARD SPECIFICATIONS

- ♦ Welded Steel Plate Frame Mounted to the Rear Axle and Three-Point Hitch
- ♦ 60-Gallon Hydraulic Reservoir with 12 Micron Filtration
- ♦ 4" King Post with 3" Tapered Roller Bearings
- ♦ Inner Boom Arm 6"x 6" x 1/4" Steel Tubing
- ♦ Outer Boom Arm 5"x 5" x 1/4" Steel Tubing
- ♦ 120° Horizontal Boom Swing
- ♦ Boom Reaches:
 - 17: Up-19'6", Out- 18'9", Down- 8'9"
 - 20: Up-20'3", Out- 21', Down- 12'11"
 - 23: Up-22'10", Out- 22'4", Down- 15'6"
- ♦ Stacked Hydraulic Pump @ 51 GPM @ 2500 PSI
- ♦ 4-Spool, Open Center, Tapered Positive Metering Valve
- ♦ Safety Cage (ROPS Units ONLY)
- ♦ Tractor Req: Min. 5,000 lbs. with 65 HP rating
- ♦ Mount Kit & Polycarbonate Window Included in Base Price
- ♦ Front End Weight to be Supplied by the End User.

HEAD SPECIFICATIONS

- ♦ 60" Boom-Axe Head
- ♦ 10-Gauge Top Deck with 1/4" Side Skirts
- ♦ Full Length Replaceable Skid Shoes
- ♦ 4-1/2"x 9" Heat-Treated Alloy Spindle
- ♦ 101 HP Motor Direct-Coupled
- ♦ 2-1/2"x 5" Stacked Three-Leaf Blade Bar, T1 Steel
- ♦ 5/8"x 5" High-Alloy Steel Blade, 360° Swing
- ♦ Front & Rear Safety Deflectors & Gate
- ♦ Standard (1) year limited parts and labor warranty.

PRODUCT ORDER CODE	DESCRIPTION	APPRX. WEIGHT		LIST PRICE
REAR MOUNT BASE UNIT (One Choice Required)				
04912217	17' Rear-Mount Boom Assembly	6000		29,246
04912218	20' Rear-Mount Boom Assembly	6100		31,174
04912219	23' Rear-Mount Boom Assembly	6200		32,565
MOWER HEAD (One Choice Required)				
02974676	60" Boom-Axe with Bar	820		10,689
02974680	50" Boom-Axe with Pan	810		10,963
02974681	50" Boom-Axe with Bar	750		10,436
02970299	48" Flail Axe	700		12,515
02963870	60" SHD Flail	760		11,608
02974204	90" Buzzbar Head	1098		16,467
02979250	69" Buzzbar Head	705		13,844
02979266	48" Buzzbar Head	550		11,099
02972145	5' Timbercat	440		12,280
02972146	7' Timbercat	520		13,077
MOUNT KIT (One Choice Required)				
RM-01	NH 5610,6610,7610,5640,6640,7740 (Includes 02963021, 00751562, 02963819, 02963501)			N/C
RM-02	NH 5640,6640,7740 with CAB (Includes 02965837, 00751562, 02963501)			N/C
RM-03	NH 5610, 6610, 7610 Series II with CAB (Includes 02962115, 00751562, 02963501)			N/C
RM-04	John Deere 6020/6030/7020/7030 Series Cab (Includes 02975041, 00765452, 02963501)			N/C
RM-05	Universal (Dealer Must Modify) (Includes 02964379, 00751565, 02963819, 02963501)			N/C
RM-06	Universal (Dealer Must Modify) (Includes 02964379, 00751565, 02963501, 02964333)			N/C

ALAMO INDUSTRIAL

(800) 882-5762

Prices Effective February 15, 2013

Rev021513

REAR MOUNT BOOM

17', 20', 23' Articulated Models

F.O.B. Seguin, TX

PRODUCT ORDER CODE	DESCRIPTION	APPRX. WEIGHT		LIST PRICE
OPTIONS				
02924700	Additional Operators and Parts Manuals			54
02976534	Quick Hitch Kit*			2,635
02976535	Hydraulic Kit for Quick Hitch Head**			468
02975647M	Flail-Axe Jack Stand Kit*** (02975647)			307
02959639	Caster Wheel Kit, Super Heavy Duty Flail	24		1,515
02972609	Wheel Weight Kit-500 lbs.	500		1,266
02971789	Wheel Weight Kit-1300 lbs.	1300		2,709
02976671	Additional 408 lbs. Kit for 1300 lbs. Wheel Weight	408		1,593
02976670	Additional 680 lbs. Kit for 1300 lbs. Wheel Weight	680		2,363
02963038	Mounting Labor & Oil			7,197
02791800	Special Mower Paint			1,243
02968967	Special Tractor Paint			5,537
00889899RW	Additional 12 Month Warranty (00889899)			4,014

* Includes all components to convert boom and (1) head to Quick Hitch

***Required to level Flail-Axe for Quick Hitch

*** Required to level Flail-Axe for Quick Hitch

ALAMO INDUSTRIAL

(800) 882-5762

Prices Effective February 15, 2013

Rev021513

SAMURAI BOOM

18', 22', 25' Articulated Models

F.O.B. Seguin, TX

STANDARD SPECIFICATIONS

- ◆ 4" X 4" Square Tubular Frame
- ◆ Features a 2 1/2" greaseable "king post" style turning arm.
- ◆ Main pivots points utilize 2' pins with greaseable, hardened steel bushings.
- ◆ Self contained hydraulic system w/integrated oil cooler.
- ◆ 20 gal Front-Mounted Reservoir/35 gal Total System Volume
- ◆ Motor Circuit: Gear Pump Rated @ 30 gpm (66.5 hp) & 3,800 psi @ 2,200 rpm.
- ◆ Control Circuit: Gear Pump Rated @ 12 gpm (21 hp) & 3,000 psi @ 2,200 rpm.
- ◆ Inner Boom Arm 6"x6"x1/4" Alloy Steel Tubing
- ◆ Outer Boom Arm 5"x5"x1/4" Alloy Steel Tubing
- ◆ 120° Horizontal Boom Swing
- ◆ Boom Reach: **18' Models**= Up-18' 7", Out-18', Down-5' 1" **22' Models**= Up-22' 7", Out-22', Down-9' 1" **25' Models**= Up-25' 7", Out-25', Down-12' 1".
- ◆ Mount Kit, Wheel Weight, and Polycarbonate Window Included in Base Price
- ◆ Tractor Req: Min of 8,500 lbs and 90 eng. hp. Min 90" Wheelbase and 18" Ground Clearance

HEAD SPECIFICATIONS

- ◆ 58" Cutting Diameter
- ◆ Alloy Deck Material with Double Wall Side Skirt
- ◆ 4-1/2"x9" Heat-Treated Alloy Spindle
- ◆ 152 HP Direct-Coupled Gear Motor
- ◆ Stacked Three-Leaf, Alloy Steel Blade Bar
- ◆ 5/8" x 5" Double -Edged, Tempered Steel Blades, 360° Swing
- ◆ Standard (1) year limited parts and labor warranty.

PRODUCT ORDER CODE	DESCRIPTION	APPRX. WEIGHT		LIST PRICE
Boom Base Unit (One Choice Required)				
04851802	18' Samurai Boom- 4wd (Joystick Control)			41,067
04851800	18' Samurai Boom- 2wd (Joystick Control)			41,067
04851801	18' Samurai Boom- 2wd (Cable Control)			34,519
04851803	18' Samurai Boom- 4wd (Cable Control)			34,519
04852202	22' Samurai Boom- 4wd (Joystick Control)			42,325
04852200	22' Samurai Boom- 2wd (Joystick Control)			42,325
04852203	22' Samurai Boom - 4wd (Cable Control)			35,777
04852201	22' Samurai Boom- 2wd (Cable Control)			35,777
04852502	25' Samurai Boom- 4wd (Joystick Control)			44,555
04852500	25' Samurai Boom- 2wd (Joystick Control)			44,555
04852503	25' Samurai Boom- 4wd (Cable Control)			38,007
04852501	25' Samurai Boom- 2wd (Cable Control)			38,007
Mower Head (One Choice Required)				
02986190SJ	60" Rotary w/Ctr Hyd Door, Blade Bar & Head Swivel (Joystick Control)	1115		14,690
02986190SC	60" Rotary w/Ctr Hyd Door, Blade Bar & Head Swivel (Cable Control)	1115		14,690
02986203	60" Rotary w/Ctr Hyd Door, Blade Bar (No Head Swivel)	1061		12,664
02986213SJ	50" Rotary w/Ctr Hyd Door, Blade Bar & Head Swivel (Joystick Control)			13,992
02986213SC	50" Rotary w/Ctr Hyd Door, Blade Bar & Head Swivel (Cable Control)			13,992
02986211	50" Rotary w/Ctr Hyd Door, Blade Bar (No Head Swivel)			11,966
02986212SJ	50" Rotary w/Ctr Hyd Door, Blade Pan & Head Swivel (Joystick Control)			13,169
02986212SC	50" Rotary w/Ctr Hyd Door, Blade Pan & Head Swivel (Cable Control)			13,169
02986210	50" Rotary w/Ctr Hyd Door, Blade Pan (No Head Swivel)			11,143

ALAMO INDUSTRIAL

(800) 882-5762

Prices Effective February 15, 2013

Rev021513

SAMURAI BOOM

18', 22', 25' Articulated Models

F.O.B. Seguin, TX

PRODUCT ORDER CODE	DESCRIPTION	APPRX. WEIGHT		LIST PRICE
Mower Head Cont'd. (One Choice Required)				
02986251SJ	48" Flail-Axe w/Head Swivel (Joystick Control)			14,541
02986251SC	48" Flail-Axe w/Head Swivel (Cable Control)			14,541
02986253	48" Flail-Axe (No Head Swivel)	777		12,515
02986252SJ	48" Flail-Axe, SHD Cuttershaft (3 oz Knives) w/Head Swivel (Joystick Control)			15,731
02986252SC	48" Flail-Axe, SHD Cuttershaft (3 oz Knives) w/Head Swivel (Cable Control)			15,731
02988228	48" Grass Flail, SHD Cuttershaft			13,704
02988229	60" Grass Flail, SHD Cuttershaft	800		13,813
02988233	Bomford 60" HD Grass Flail (Non-Swivel)			12,640
02988881	Bomford 60" HD Grass Flail (Swivel)- Requires Swivel Wiring Kit			14,395
02988255	5' Timber Cat Sickle Bar	682		13,127
02988256	7' Timber Cat Sickle Bar	770		13,944
02986235	90" Buzzbar (4 Blade)	1098		15,598
02986229	69" Buzzbar (3 Blade)	705		13,845
02986219	48" Buzzbar (2 Blade)	550		11,099
02988854	Ditcher Head (Hitch Post Mounted)			12,869
Options				
02986950A	Additional Operators and Parts Manuals			54
02989326	Quick Hitch Kit*			3,948
02989327	Hydraulic Kit for Quick Hitch Head**			523
02975647	Flail-Axe Jack Stand Kit***			342
02985029	Mounting Labor & Oil			6,259
02791800	Special Mower Paint			1,243
02968967	Special Tractor Paint			5,537
00889899S	Additional 12 Month Warranty (00889899)			4,014

* Includes all components to convert boom and (1) head to Quick Hitch

** Required to convert additional heads to Quick Hitch

*** Required to level Flail-Axe for Quick Hitch

ALAMO INDUSTRIAL

(800) 882-5762

Prices Effective February 15, 2013

Rev021513

SAMURAI BOOM

18', 22', 25' Mount Kit Options

F.O.B. Seguin, TX

Note: 25' Samurai units are to be mounted on 4WD model tractors only

TRACTOR DESCRIPTION	MOUNT KIT	MAXIMUM TIRE SIZE		
		2WD Front	4WD Front	Rear
Case IH				
Case-IH Maxxum 110/110 Pro/120 Pro/130 Pro ROPS/2wd (Cable)	02988516	10.00-16	N/A	18.4-34
Case-IH Maxxum 110/110 Pro/120 Pro/130 Pro Canopy/2wd (Cable)	02988512	10.00-16	N/A	18.4-34
Case-IH Maxxum 110/110 Pro/120 Pro/130 Pro Cab/2wd (Cable)	02988517	10.00-16	N/A	18.4-34
Case-IH Maxxum 110/110 Pro/120 Pro/130 Pro Cab/4wd (Cable)	02987836	N/A	14.9-24	18.4-34
Case-IH Maxxum 110/110 Pro/120 Pro/130 Pro Cab/2wd (Joystick)	02988519	10.00-16	N/A	18.4-34
Case-IH Maxxum 110/110 Pro/120 Pro/130 Pro Cab/4wd (Joystick)	02987863	N/A	14.9-24	18.4-34
Case-IH Maxxum 115/125/125 Pro/140 Pro Cab/4wd (Cable)	02988242	N/A	14.9-24	18.4-34
Case-IH Maxxum 115/125/125 Pro/140 Pro Cab/4wd (Joystick)	02988241	N/A	14.9-24	18.4-34
Case-IH Maxxum 115/125/125 Pro/140 Pro ROPS/2wd (Cable)	02989875	10.00-16	N/A	18.4-34
Challenger				
Challenger MT445B/455B/465B Cab/2wd (Tier III Engine Only / Frt Axle Stabilizer Not Incl. /Cable)	02990186	10.00-16	N/A	18.4-34
Challenger MT445B/455B/465B Cab/4wd (Tier III Engine Only / Cable)	02989997	N/A	14.9-24	18.4-34
Challenger MT445B/455B/465B Cab/2wd (Tier III Engine Only / Frt Axle Stabilizer Not Incl. / Joystick)	02990188	10.00-16	N/A	18.4-34
Challenger MT445B/455B/465B Cab/4wd (Tier III Engine Only / Joystick)	02990793	N/A	14.9-24	18.4-34
John Deere				
JD 6110/6210/6310/6405/6410 Cab/2wd (Frt Axle Stabilizer Not Incl. / Joystick)	02988769	10.00-16	N/A	18.4-34
JD 6110/6210/6310/6405/6410 Cab/4wd (Frt Axle Stabilizer Not Incl. / Joystick)	02988769	N/A	12.4-24	18.4-34
JD 6120/6215/6220/6320/6415/6420 Cab/4wd (Joystick)	02988766	N/A	12.4-24	18.4-34
JD 6120/6215/6220/6320/6415/6420 ROPS/2wd (Cable)	02989021	10.00-16	N/A	18.4-34
JD 6230/6330/6430 "Mid-Spec" Cab/2wd (Cable)	02988392	10.00-16	N/A	18.4-34
JD 6230/6330/6430 "Mid-Spec" Cab/4wd (Cable)	02987668	N/A	13.6-24	18.4-34
JD 6230/6330/6430 "Mid-Spec" Cab/2wd (Joystick)	02987787	10.00-16	N/A	18.4-34
JD 6230/6330/6430 "Mid-Spec" Cab/4wd (Joystick)	02987809	N/A	13.6-24	18.4-34
JD 6230/6330/6430 "Mid-Spec" ROPS/2wd (Cable)	02989255	10.00-16	N/A	18.4-34
JD 6230/6330/6430 "Mid-Spec" ROPS/4wd (Cable)	02988182	N/A	13.6-24	18.4-34
JD 6230/6330/6430 "Mid-Spec" Canopy/4wd (Cable)	02988506	N/A	13.6-24	18.4-34
JD 6230/6330/6430 "Mid-Spec" ROPS/4wd (Joystick)	02988180	N/A	13.6-24	18.4-34
JD 7210/7410/7510 Cab/2wd (Cable)	02987707	11.00-16	N/A	18.4-34
JD 7130/7230 "Mid-Spec" Cab/2wd (Frt Axle Stabilizer Not Incl. / Joystick)	02991302	11.00-16	N/A	18.4-38
JD 7130/7230 "Mid-Spec" Cab/4wd (Cable)	02987845	N/A	13.6-28	18.4-38
JD 7130/7230 "Mid-Spec" Cab/4wd (Joystick)	02990032	N/A	13.6-28	18.4-38
McCormick				
McCormick T-Max 100/110 2012- Cab/4wd (Cable Control)	02992340	N/A	11.2-24	16.9-30
Massey Ferguson				
MF 5465/5475 Cab/4wd (Tier III Engine Only - Cable)	02988061	N/A	14.9-24	18.4-34
MF 5465/5475 Cab/4wd (Tier III Engine Only - Joystick)	02988004	N/A	14.9-24	18.4-34

OTHER SPECIFICATIONS

- (1) Always use the maximum tire size for favorable ground clearance.
- (2) Tractors should not be ordered with armrest-integrated controls.
- (3) Tractors must be equipped with flanged rear rims unless otherwise noted.
- (4) Right handrail removal may be necessary for boom transport clearance.
- (5) John Deere tractors must include a standard through-hood exhaust.
- (6) John Deere 7030 series fuel tanks must not exceed 66 gal.
- (7) Case-New Holland mount kits include an exhaust relocation feature.

ALAMO INDUSTRIAL

(800) 882-5762

Prices Effective February 15, 2013

Rev021513

SAMURAI BOOM

18', 22', 25' Mount Kit Options

F.O.B. Seguin, TX

Note: 25' Samurai units are to be mounted on 4WD model tractors only

TRACTOR DESCRIPTION	MOUNT KIT	MAXIMUM TIRE SIZE		
		2WD Front	4WD Front	Rear
New Holland				
NH 5640/6640/7740 Cab/2wd (Cable)	02989656	10.00-16	N/A	18.4-34
NH T6020/6040/6060 ROPS/2wd (Cable)	02988516	10.00-16	N/A	18.4-34
NH T6020/6040/6060 Canopy/2wd (Cable)	02988512	10.00-16	N/A	18.4-34
NH T6020/6040/6060 Cab/2wd (Built Before May 2010 / Cable)	02988517	10.00-16	N/A	18.4-34
NH T6020/6040/6060 Cab/2wd (Built After May 2010 / Cable)	02991296	10.00-16	N/A	18.4-34
NH T6020/6040/6060 Cab/4wd (Built Before May 2010 / Cable)	02987836	N/A	14.9-24	18.4-34
NH T6020/6040/6060 Cab/4wd (Built After May 2010 / Cable)	02991298	N/A	14.9-24	18.4-34
NH T6020/6040/6060 Cab/2wd (Built Before May 2010 / Joystick)	02988519	10.00-16	N/A	18.4-34
NH T6020/6040/6060 Cab/2wd (Built After May 2010 / Joystick)	02991297	10.00-16	N/A	18.4-34
NH T6020/6040/6060 Cab/4wd (Built Before May 2010 / Joystick)	02987863	N/A	14.9-24	18.4-34
NH T6020/6040/6060 Cab/4wd (Built After May 2010 / Joystick)	02991299	N/A	14.9-24	18.4-34
NH T6030/6050 ROPS/2wd (Cable)	02989875	10.00-16	N/A	18.4-34
NH T6030/6050/6070/6080 Cab/4wd (Built Before May 2010 / Cable)	02988242	N/A	14.9-24	18.4-34
NH T6030/6050/6070/6080 Cab/4wd (Built After May 2010 / Cable)	02991300	N/A	14.9-24	18.4-34
NH T6030/6050/6070/6080 Cab/4wd (Built Before May 2010 / Joystick)	02988241	N/A	14.9-24	18.4-34
NH T6030/6050/6070/6080 Cab/4wd (Built After May 2010 / Joystick)	02991301	N/A	14.9-24	18.4-34

OTHER SPECIFICATIONS

- (1) Always use the maximum tire size for favorable ground clearance.
- (2) Tractors should not be ordered with armrest-integrated controls.
- (3) Tractors must be equipped with flanged rear rims unless otherwise noted.
- (4) Right handrail removal may be necessary for boom transport clearance.
- (5) John Deere tractors must include a standard through-hood exhaust.
- (6) John Deere 7030 series fuel tanks must not exceed 66 gal.
- (7) Case-New Holland mount kits include an exhaust relocation feature.

ALAMO INDUSTRIAL

(800) 882-5762

Prices Effective February 15, 2013

Rev021513

VERSA BOOM

17", 20", 23' Articulated Models

F.O.B. Seguin, TX

STANDARD SPECIFICATIONS

- ♦ Welded Steel Plate Frame Braced to the Front Bolster & Rear Axle
- ♦ 60-Gallon Hydraulic Reservoir with 12-Micron Filtration
- ♦ 1300 lbs. Counterweight Tank Mounted
- ♦ 4" King Post with 3" Tapered Roller Bearings
- ♦ Inner Boom Arm 6"x6"x1/4" Steel Tubing
- ♦ Exterior Boom Arm 5"x5"x1/4" Steel Tubing
- ♦ 120° Horizontal Boom Swing
- ♦ Stacked Hydraulic Pump Rated @ 51 GPM @ 2500 PSI
- ♦ 4-Spool, Open Center, Tapered Positive Metering Valve
- ♦ Boom Reach: **17' Models**= Up-19'6", Out-18'9", Down-8'9" **20' Models**= Up-20'3", Out-20'7", Down-12'3"

23' Models- Up-22'10", Out-23'10", Down-15'6"

- ♦ Axle-Mounted Boom Rest
- ♦ Mount Kit, 1,300# Wheel Weight & Polycarbonate Window Included in Base Price

HEAD SPECIFICATIONS

- ♦ 60" Boom-Axe Head
- ♦ 10-Gauge Deck with 1/4" Side Skirts
- ♦ Full-Length Replaceable Skid Shoes
- ♦ 4-1/2" Hardened Spindle
- ♦ 90 HP Motor Directly Splined to the Spindle
- ♦ 2-1/2"x5" Stacked Three-Leaf Blade Bar
- ♦ 5/8"x5" Blades, 360° Swing
- ♦ Front/Rear Deflectors
- ♦ Standard (1) year limited parts and labor warranty.

PRODUCT ORDER CODE	DESCRIPTION	APPRX. WEIGHT		LIST PRICE
Versa Boom Base Unit (One Choice Required)				
04953001	17' Versa-Boom (Joystick Control)	3850		40,076
04951001	17' Versa-Boom (Cable Control)	3800		31,954
04953005	20' Versa-Boom (Joystick Control)	4050		41,614
04951005	20' Versa-Boom (Cable Control)	4000		34,018
04953009	23' Versa-Boom (Joystick Control)	4150		42,977
04951009	23' Versa-Boom (Cable Control)	4100		35,422
Mower Head (One Choice Required)				
See Options Below for Extra Mower Head Options				
02974676	60" Boom-Axe with Bar	820		10,689
02974680	50" Boom-Axe with Pan	810		10,963
02974681	50" Boom-Axe with Bar	750		10,436
02970299	48" Flail Axe	700		12,515
02963870	60" SHD Flail	760		11,608
02974204	90" Buzzbar Head	1098		16,467
02979250	69" Buzzbar Head	705		13,844
02979266	48" Buzzbar Head	550		11,099
02972145	5' Timbercat	440		12,280
02972146	7' Timbercat	520		13,077
02215421	Ditcher Head (Mounted to Lift Section)	600		12,869
02215422	Ditcher Head - Reverse Rotation (Mounted to Lift Section)	600		12,869
02985350	Ditcher Head (Hitch-Post Mounted)			12,869
Options				
02897300	Additional Operators and Parts Manuals			54
02976534	Quick Hitch Kit*			2,635
02976535	Hydraulic Kit for Quick Hitch Head**			468
02975647	Flail-Axe Jack Stand Kit***			342
02977500	60" SHD Flail Jack Stand Kit****			265

* Includes all components to convert boom and (1) head to Quick Hitch

** Required to convert additional heads to Quick Hitch

*** Required to level Flail-Axe for Quick Hitch

**** Required to level SHD Flail for Quick Hitch

ALAMO INDUSTRIAL

(800) 882-5762

Prices Effective February 15, 2013

Rev021513

VERSA BOOM

17", 20", 23' Articulated Models

F.O.B. Seguin, TX

PRODUCT ORDER CODE	DESCRIPTION	APPRX. WEIGHT		LIST PRICE
Options - Continued				
02990399	Ditcher Stand Kit ***			680
02990405	Hose Kit, Tractor Aux to Chute*****			805
02959639	Caster Wheel Kit, Super Heavy Duty Flail	24		1,515
02966905	Accumulator Kit Option	25		1,367
02982874	Case-IH JXU Pump Guard Kit NH TL-A Pump Guard Kit			453
02982767	Case-IH JXU Replacement Battery (Factory Mount Only) NH TL-A Replacement Battery (Factory Mount Only)			202
02981109	Case-IH MXU & Maxxum Rear ROPS Screen Kit NH TS-A & T6000 Rear ROPS Screen Kit			449
02980652	Case-IH MXU & Maxxum Pump Guard Kit NH TS-A & T6000 Pump Guard Kit			453
02980929	Case-IH MXU & Maxxum Aluminum ROPS Canopy NH TS-A & T6000 Aluminum ROPS Canopy			1,000
02981353	NH TL Pump Guard Kit			453
02977499	JD 6015, 6020 & 6030 Rear Cab Screen Kit JD 7020 & 7030 "Prem/Mid-Spec" Rear Cab Screen Kit			791
02979486	JD 6015 & 6020 Rear ROPS Screen Kit			449
02979080	JD 6015, 6020 & 6030 Pump Guard Kit JD 7020 & 7030 "Prem/Mid-Spec" Pump Guard Kit			453
02976333	JD 6015 & 6020 Aluminum ROPS Canopy			1,000
02976500	JD 7020 Wheel Weight Adapter Kit (34" Flanged Axle)			442
02978473	JD 7020 & 7030 "Prem" Whl Wt Adapter Kit (38" Flanged Axle)			442
02978103	JD 7020 & 7030 "Prem" Whl Wt Adapter (38" Rack & Pinion)			442
Kits Below Are To Interchange A Versa Mower/Head With Your Existing Boom- Requires Purchase of the Versa Mower Head Separately (See Versa Mower Page)				Also
02964297	Versa Boom to Mower Interchange Extension Arm- Non Breakaway			3,908
02965429	Versa Boom to Mower Interchange Extension Arm- Breakaway Type			5,044
02976671	Additional 408 lbs. Kit for 1300 lbs. Wheel Weight	408		1,593
02976670	Additional 680 lbs. Kit for 1300 lbs. Wheel Weight	680		2,363
02963038	Mounting Labor & Oil			7,197
02791800	Special Mower Paint			1,243
02968967	Special Tractor Paint			5,537
00889899VB	Additional 12 Month Warranty (00889899)			4,014

*** Required to level Ditcher for Quick Hitch

***** Required to operate Ditcher Head Discharge Chute

ALAMO INDUSTRIAL

(800) 882-5762

Prices Effective February 15, 2013

Rev021513

VERSA BOOM

17", 20", 23' Mount Kits

F.O.B. Seguin, TX

TRACTOR DESCRIPTION	MOUNT KIT	MAXIMUM TIRE SIZE		
		2WD Front	4WD Front	Rear
Case IH				
Case-IH Farmall 85U/95U/105U Cab/2&4wd (Cable/Fender Tank)	02986803	10.00-16	12.4-24	18.4-30
Case-IH Farmall 85U/95U/105U Cab/2&4wd (Joystick/Fender Tank)	02987108	10.00-16	12.4-24	18.4-30
Case-IH Farmall 85U/95U/105U ROPS/2&4wd (Fender Tank)	02989928	10.00-16	12.4-24	18.4-30
Case-IH JX1080U/1090U/1100U Cab/2&4wd (Cable/Fender Tank)	02982098	10.00-16	12.4-24	18.4-30
Case-IH JX1080U/1090U/1100U Cab/2&4wd (Joystick/Fender Tank)	02984094	10.00-16	12.4-24	18.4-30
Case-IH JX1080U/1090U/1100U ROPS/2&4wd (Fender Tank)	02985822	10.00-16	12.4-24	18.4-30
Case-IH Maxxum 115/125/125 Pro/140 Pro Cab/2&4wd (Cable/Fender Tank)	02981137	10.00-16	12.4-24	18.4-30
Case-IH Maxxum 115/125/125 Pro/140 Pro Cab/2&4wd (Joystick/Fender Tank)	02982226	10.00-16	12.4-24	18.4-30
Case-IH Maxxum 115/125/125 Pro/140 Pro Cab 2/4wd (Factory Loader Valve/Cable Control/Fender Tank)	02982832	12.4-24	12.4-24	18.4-34
Case-IH Maxxum 115/125/125 Pro/140 Pro Cab/2&4wd (540 PTO Pump/Joystick/Fender Tank)	02989499	12.4-24	12.4-24	18.4-34
Case-IH Maxxum 115/125/125 Pro/140 Pro ROPS/2&4wd (Fender Tank)	02984650	10.00-16	12.4-24	18.4-30
Case-IH MXU100/110 Cab/2wd (Cable/Fender Tank)	02982228	10.00-16	N/A	18.4-34
Case-IH MXU100/110 Cab/2wd (Joystick/Fender Tank)	02981898	10.00-16	N/A	18.4-34
Case-IH MXU100/110 Cab/4wd (Cable/Fender Tank)	02982809	N/A	12.4-24	18.4-30
Case-IH MXU115/125/130/135 Cab/2&4wd (Cable/Fender Tank)	02981137	10.00-16	12.4-24	18.4-34
Case-IH MXU115/125/130/135 Cab/2&4wd (Joystick/Fender Tank)	02982226	10.00-16	12.4-24	18.4-34
Case-IH MXU115/125/130/135 ROPS/2&4wd (Cable/Fender Tank)	02984650	10.00-16	12.4-24	18.4-34
John Deere				
JD 5083E/5093E/5101E Cab/4wd (MY2011- Prior- New Rail Design- Joystick Control/Fender Tank)- 17'-20' Booms Only	TBA	N/A	12.4-24	18.4-30
JD 5083E/5093E/5101E Cab/4wd (MY2012- New Rail Design- Joystick Control/Fender Tank)- 17'-20' Booms Only	02991936	N/A	12.4-24	18.4-30
JD 5085/5095/5105M- Series Cab 2wd (MY2012- New Rail Design- Cable Control/Fender Tank)- 17'-20' Booms Only	02991902	11.0L-15	N/A	16.9-30
JD 5085/5095/5105M- Series Cab 4wd (MY2012- New Rail Design- Cable Control/Fender Tank)- 17'-20' Booms Only	02991900	N/A	12.4-24	16.9-30
JD 5085/5095/5105M- Series Cab 4wd (MY2012- New Rail Design- Joystick Control/Fender Tank)- 17'-20' Booms Only	02991856	N/A	12.4-24	16.9-30
JD 5425/5525/5625 Cab/2&4wd (Cable/Fender Tank)	02983913	7.50-16	11.2-24	16.9-30
JD 5425/5525/5625 Cab/2&4wd (Joystick/Fender Tank)	02983243	7.50-16	11.2-24	16.9-30
JD 5603 Cab/4wd (Cable/Fender Tank)	02986167	N/A	12.4-24	18.4-30
JD 5603 Cab/4wd (Joystick/Fender Tank)	02986509	N/A	12.4-24	18.4-30
JD 6110/6210/6310/6405/6410 Cab 2wd (Cable Control/Fender Tank)	02973845	10.5-80/18	N/A	18.4-30
JD 6110/6210/6310/6405/6410 Cab 2wd (Joystick Control/Fender Tank)	02991250	10.5-80/18	N/A	18.4-30
JD 6110/6210/6310/6405/6410 Cab 4wd (Cable Control/Fender Tank)	02973849	N/A	12.4-24	18.4-30
JD 6215/6415 Cab/2&4wd (Cable/Mid-Mt Tank)	02979218	10.00-16	12.4-24	18.4-34
JD 6215/6415 Cab/2&4wd (Cable/Fender Tank)	02981500	10.00-16	12.4-24	18.4-34
JD 6215/6415 Cab/2&4wd (Joystick/Mid-Mt Tank)	02981036	10.00-16	12.4-24	18.4-34
JD 6215/6415 ROPS/2&4wd (Mid-Mt Tank)	02980731	10.00-16	12.4-24	18.4-34
JD 6120/6220/6320/6420 (Tier II) Cab/2&4wd (Cable/Mid-Mt Tank)	02979218	10.00-16	12.4-24	18.4-34
JD 6120/6220/6320/6420 (Tier II) Cab/2&4wd (Cable/Fender Tank)	02981500	10.00-16	12.4-24	18.4-34
JD 6120/6220/6320/6420 (Tier II) Cab/2&4wd (Joystick/Mid-Mt Tank)	02979290	10.00-16	12.4-24	18.4-34
JD 6120/6220/6320/6420 (Tier II) Cab/2&4wd (Joystick/Fender Tank)	02986353	10.00-16	12.4-24	18.4-34
JD 6120/6220/6320/6420 (Tier II) ROPS/2&4wd (Cable/Mid-Mt Tank)	02980731	10.00-16	12.4-24	18.4-34
JD 6230/6330/6430 "Mid-Spec" Cab/2&4wd (Cable/Fender Tank)	02986747	10.00-16	12.4-24	18.4-34
JD 6230/6330/6430 "Mid-Spec" Cab/2&4wd (Joystick/Fender Tank)	02986711	10.00-16	12.4-24	18.4-34
JD 6230/6330/6430 "Mid-Spec" ROPS 2wd (Fender Tank)	02987954	11L-16	N/A	18.4-34
JD 6230/6330/6430 "Mid-Spec" ROPS 4wd (Fender Tank)	02990042	N/A	12.4-24	18.4-34
JD 6230/6330/6430 "Premium" Cab/2&4wd (Cable/Fender Tank)	02986184	10.00-16	12.4-24	18.4-34
JD 6230/6330/6430 "Premium" Cab/2&4wd (Joystick/Fender Tank)	02985260	10.00-16	12.4-24	18.4-34
JD 6615/6715 Cab/2&4wd (Cable/Mid-Mt Tank)	02979858	11.00-16	13.6-24	18.4-34
JD 6615/6715 Cab/2&4wd (Joystick/Mid-Mt Tank)	02979925	11.00-16	13.6-24	18.4-34
JD 7220/7320/7420/7520 Cab/2&4wd (Cable/Mid-Mt Tank)	02979858	11.00-16	13.6-28	18.4-38
JD 7220/7320/7420/7520 Cab/2&4wd (Joystick/Mid-Mt Tank)	02979925	11.00-16	13.6-28	18.4-38

ALAMO INDUSTRIAL

Prices Effective February 15, 2013

(800) 882-5762

Rev021513

VERSA BOOM

17", 20", 23' Mount Kits

F.O.B. Seguin, TX

TRACTOR DESCRIPTION	MOUNT KIT	MAXIMUM TIRE SIZE		
		2WD Front	4WD Front	Rear
John Deere				
JD 7130/7230 "Mid Spec" Cab 2/4wd (w/55 gal. fuel tank/Cable/Fender Tank)	02987878	11.00-16	13.6-28	18.4-38
JD 7130/7230 "Mid Spec" Cab 2/4wd (w/55 gal. fuel tank/Joystick/Fender Tank)	02987277	11.00-16	13.6-28	18.4-38
JD 7130/7230 "Mid Spec" Cab 2/4wd (w/673 Loader Pkg/ 55 gal. fuel tank/Joystick/Fender Tank)	02991416	11.00-16	13.6-28	18.4-38
JD 7130/7230 "Mid Spec" ROPS 2/4wd (w/55 gal. fuel tank/Joystick/Fender Tank)	02987526	11.00-16	13.6-28	18.4-38
Massey Ferguson				
MF 2650/2660 Cab 4wd (Joystick Control/Fender Tank)	02991688	N/A	11.2-24	16.9-30
New Holland				
NH T5040/5050/5060/5070 Cab 2/4wd (Cable/Fender Tank)	02986803	10.00-16	12.4-24	18.4-30
NH T5040/5050/5060/5070 Cab 2/4wd (Joystick/Fender Tank)	02987108	10.00-16	12.4-24	18.4-30
NH T5040/5050/5060/5070 ROPS 2/4wd (Fender Tank)	02989928	10.00-16	12.4-24	18.4-30
NH T6010/6020/6040/6060 Cab/2wd (Cable/Fender Tank)	02985514	10.00-16	N/A	18.4-34
NH T6010/6020/6040/6060 Cab/2wd (Joystick/Fender Tank)	02988197	10.00-16	N/A	18.4-34
NH T6010/6020/6040/6060 Cab/4wd (Cable Control/Fender Tank)	02991887	N/A	12.4-24	18.4-30
NH T6010/6020/6040/6060 Cab/4wd (Joystick/Fender Tank)	02987018	N/A	12.4-24	18.4-30
NH T6010/6020 "Delta" ROPS/2wd (Fender Tank)	02986206	10.00-16	N/A	18.4-34
NH T6010/6020 Cab 2wd Models with Bar-style axles (Joystick Control/Fender Tank)	02990053	10.00-16	N/A	18.4-34
NH T6030/6050/6070 Cab/2&4wd (Flanged Wheel Axle/Cable/Fender Tank)	02981137	10.00-16	12.4-24	18.4-34
NH T6030/6050/6070 Cab/2&4wd (Rack & Pinion Axle/Cable/Fender Tank)	02991003	10.00-16	12.4-24	18.4-34
NH T6030/6050/6070 Cab/2&4wd (Joystick/Fender Tank)	02982226	10.00-16	12.4-24	18.4-34
NH T6030/6050/6070 Cab 2/4wd (Factory Loader Valve/Cable Control/Fender Tank)	02982832	10.00-16	12.4-24	18.4-34
NH T6030/6050/6070 Cab/2&4wd (540 PTO Pump/Joystick/Fender Tank)	02989499	10.00-16	12.4-24	18.4-34
NH T6030/6050 ROPS/2&4wd (Fender Tank)	02984650	10.00-16	12.4-24	18.4-34
NH TL80/90/100 Cab/2&4wd (Cable/Fender Tank)	02980259	10.00-16	12.4-24	18.4-30
NH TL80A/90A/100A Cab/2&4wd (Cable/Fender Tank)	02982098	10.00-16	12.4-24	18.4-30
NH TL80A/90A/100A Cab/2&4wd (Joystick/Fender Tank)	02984094	10.00-16	12.4-24	18.4-30
NH TL80A/90A/100A ROPS/2&4wd (Fender Tank)	02985822	10.00-16	12.4-24	18.4-30
NH TS100A/110A Cab/2wd (Cable/Fender Tank)	02982228	10.00-16	N/A	18.4-34
NH TS100A/110A Cab/2wd (Joystick/Fender Tank)	02981898	10.00-16	N/A	18.4-34
NH TS100A/110A Cab/4wd (Cable/Fender Tank)	02982809	N/A	12.4-24	18.4-30
NH TS115A/125A/130A/135A Cab/2&4wd (Cable/Fender Tank)	02981137	10.00-16	12.4-24	18.4-30
NH TS115A/125A/130A/135A Cab/2&4wd (Joystick/Fender Tank)	02982226	10.00-16	12.4-24	18.4-30
NH T6030/6050/6070 Cab 2/4wd (Factory Loader Valve/Cable Control/Fender Tank)	02982832	10.00-16	12.4-24	18.4-34
NH TS115A/125A/130A/135A Cab/2&4wd (540 PTO Pump/Joystick/Fender Tank)	02989499	10.00-16	12.4-24	18.4-34
NH TS115/125/130/135- A Series Cab 2/4wd (Factory Loader Valve/Joystick/Fender Tank)	02982832	10.00-16	12.4-24	18.4-34
NH TS115A/125A/130A/135A ROPS/2&4wd (Fender Tank)	02984650	10.00-16	12.4-24	18.4-34
NH TS6020/6030 Cab/2wd (Cable/Fender Tank)	02991179	10.00-16	N/A	18.4-34
NH TS6020/6030 ROPS/2wd (Fender Tank)	02989952	10.00-16	N/A	18.4-34

OTHER SPECIFICATIONS

- (1) Always use the maximum tire size for favorable ground clearance.
- (2) Tractors should not be ordered with armrest-integrated controls.
- (3) Tractors must be equipped with flanged rear rims unless otherwise noted.
- (4) Right handrail removal may be necessary for boom transport clearance.
- (5) John Deere tractors must include a standard through-hood exhaust.
- (6) Case-New Holland mount kits include an exhaust relocation feature.
- (7) Case-IH JX-U & Farmall U and New Holland TL-A & T5000 series tractors require a smaller replacement battery which is not included. We recommend using Exide® #34R-84N.

ALAMO INDUSTRIAL

(800) 882-5762

Prices Effective February 15, 2013

Rev021513

VERSA PRO

21'8" Flail Mower

F.O.B. Seguin, TX

BASE UNIT SPECIFICATIONS

- ♦ 21'8" Overall Cutting Width
- ♦ 3/8" Box Fully Welded Frame
- ♦ 19-Gallon Reservoir with 10 Micron Filtration
- ♦ Tandem Piston Pumps Rated @ 48 GPM @ 3800 PSI
- ♦ Standard (1) year limited parts and labor warranty

WING MOWER SPECIFICATIONS

- ♦ 88" Cutting Width
- ♦ Two 10-Gauge Unitized Cutter Housings
- ♦ 1/2" Inboard & 5/16" Outboard Side Plates
- ♦ Replaceable Skid Shoes
- ♦ 4-1/2" x 5/16" Wall Cuttershaft
- ♦ 1-5/16" Bore Greaseable, Self-aligning Cuttershaft Bearings
- ♦ 53 HP Motor
- ♦ Belt Drive From Motor To Cuttershaft with Automatic Spring Tension
- ♦ 6" Adjustable Rear Roller
- ♦ 1/2" to 6" Cutting Height
- ♦ Available in Fine or Coarse-Cut
- ♦ Front and Rear Safety Deflectors
- ♦ Automatic Cut-Off Switches
- ♦ Wing Cylinder Capable of 45 degrees Down & 90° Up

FRONT MOWER SPECS

- ♦ 96" Cutting Width
- ♦ 10-Gauge Unitized Cutter Housing
- ♦ 5/16" Side Plates
- ♦ 4-1/2" x 5/16" Wall Cuttershaft
- ♦ 1-5/16" Bore Greaseable, Self-aligning Cuttershaft Bearings
- ♦ 60 HP Gearbox
- ♦ 6" Adjustable Rear Roller
- ♦ 1/2" to 6" Cutting Height
- ♦ Available in Fine or Coarse-Cut
- ♦ Front and Rear Safety Deflectors
- ♦ Belt Drive From Gearbox To Cuttershaft with Automatic Spring Tension

PRODUCT ORDER CODE	DESCRIPTION	APPRX. WEIGHT		LIST PRICE
VERSA PRO FLAIL BASE UNIT <i>(One Choice Required)</i>				
04903031	21'8" Versa Pro Flail, Fine-Cut Knives, Rev Rot, NH TV140	3324		58,067
04903026	21'8" Versa Pro Flail, Coarse-Cut Knives, NH TV140	3263		58,729
04903027	21'8" Versa Pro Flail, Fine-Cut w/Ring Knives, NH TV140	3278		58,972
04903028	21'8" Versa Pro Flail, Extreme Service Knives, NH TV140	3269		58,893
04903030	21'8" Versa Pro Flail, Fine-Cut Knives, NH TV140	3324		58,067
OPTIONS				
803350	Additional Operators and Parts Manuals			54
02963046	Mounting Labor & Oil			4,273
02791800VP	Special Mower Paint (02791800)			1,274
00889899VP	Additional 12 Month Warranty (00889899)			4,014

ALAMO INDUSTRIAL

(800) 882-5762

Prices Effective February 15, 2013

Rev021513



1502 East Walnut St.
Seguin, TX 78155

Sales & Marketing
800-882-5762 830-379-0864 fax
support@alamo-industrial.com

Warranty Registration/Claims
www.alamoparts.com

Return Authorizations
Online Part Orders
Technical Information
www.alamoparts.com
800-356-6286 800-322-5041 fax

www.alamo-industrial.com





WHOLEGOODS PRICING NJPA

National Joint Powers Alliance

RFP #070313



Hydro Select Line

Effective February 15, 2013

Hydro Select Line Price Book

Table of Contents

Falcon Hydraulic Rotary	This Series Designated for Grounds Maintenance Contract (RFP# 070313)
Dual Wing Interstater	This Series Designated for Grounds Maintenance Contract (RFP# 070313)
Dual Wing Interstater- Mount Kits	This Series Designated for Grounds Maintenance Contract (RFP# 070313)
Right Hand Interstater	This Series Designated for Grounds Maintenance Contract (RFP# 070313)
Right Hand Interstater- Mount Kits	This Series Designated for Grounds Maintenance Contract (RFP# 070313)
88" Rear Interstater Flail Mowers	This Series Designated for Grounds Maintenance Contract (RFP# 070313)
96" Rear Interstater Flail Mowers	This Series Designated for Grounds Maintenance Contract (RFP# 070313)
Versa Mower	This Series Designated for Grounds Maintenance Contract (RFP# 070313)
Versa Mower- Mount Kits	This Series Designated for Grounds Maintenance Contract (RFP# 070313)
Traxx RF	This Series Designated for Grounds Maintenance Contract (RFP# 070313)
" Turn Key" Tractor Specs	Select Models Designated for Grounds Maintenance Contract (RFP# 070313)
Axtreme2 Boom	
Axtreme2 Boom- Mount Kits	
Machete2 Boom	
Machete2 Boom- Mount Kits	
Machete1 Front Mount Boom	
Maverick Boom	
Maverick Boom- Mount Kits	
Rear Mount Boom	
Samurai Boom	
Samurai Boom- Mount Kits	
Versa Boom	
Versa Boom- Mount Kits	
Versa Pro- Flail Mowers	

ALL PRICES AND SPECIFICATIONS ARE SUBJECT TO CHANGE WITHOUT NOTICE

FALCON HYDRAULIC ROTARY

Flex- Wing Mower

F.O.B. Seguin, TX

STANDARD SPECIFICATIONS

- ◆ 540 PTO
- ◆ Available In 10' or 15' Cutting Width
- ◆ Minimum Tractor Requirement: 75 PTO hp
- ◆ 1/4" x 10-1/2" Bolt-On Side Skirts
- ◆ 3 Rear Remotes Required on Tractor For Proper Operation
- ◆ 35-Gallon Reservoir with Dual Filtration
- ◆ Wing Motor Cutoff - standard
- ◆ 63-HP Center Motor, 58-HP wing motor
- ◆ 10' Model includes LH- Counterweight Weldment- Concrete Fill not Included
- ◆ Standard (1) year limited parts and labor warranty.
- ◆ Double Row Chainguards
- ◆ Hydraulically Folding Wings
- ◆ Pan Assembly
- ◆ Updraft Blades
- ◆ Replaceable Skid Shoes
- ◆ Safety Tow Chain
- ◆ Parking Jack
- ◆ Easy Clean Top Deck
- ◆ Clevis Hitch
- ◆ Deck Rings - standard
- ◆ Dual Level Lift Rods

PRODUCT ORDER CODE	DESCRIPTION	APPRX. WEIGHT		LIST PRICE
Base Unit <i>(One Choice Required)</i>				
04532210	Falcon 10', 540 rpm, Pan w/Deck Rings			26,238
04522715	Falcon 15', 540 rpm, Pan w/Deck Rings	6,400		31,998
NOTE: TRACTOR MUST BE EQUIPPED WITH 3 REAR REMOTES FOR PROPER OPERATION				
Wheel & Tire Options <i>(One Choice Required)</i>				
00770532	(Five) Implement Tires & Wheels (6.70-15 / 6 ply)	200		959
00770542	(Five) Recapped Airplane Tires (22 ply)	390		1,640
00770527	(Five) 15" Wheels (Wheels Only)	90		240
00770522	(Five) Laminated Tires & Wheels	375		887
02986580	(Five) Foam Filled Used Airplane Tire & Wheel (Standard Choice For 10 Ft. Models)	375		1,182
00770533	(Six) Implement Tires & Wheels (6.70-15 / 6 ply)	240		1,151
00770543	(Six) Recapped Airplane Tires (22 ply)	468		1,968
00770528	(Six) 15" Wheels (Wheels Only)	108		287
00770523	(Six) Laminated Tires & Wheels	450		1,063
02986581	(Six) Foam Filled Used Airplane Tire & Wheel (Standard Choice for 15 Ft. Models)	450		1,418
Mount Kits <i>(One Choice Required)</i>				
02985210	Case-IH JX-U Series			N/C
02981883	Case-IH MXU & Maxxum Series			N/C
02983169	John Deere 5425/5525/5603/5625			N/C
02991047	John Deere 6000/6010 Series			N/C
00765452	John Deere 6020/6030/7020/7030 Series			N/C
02991275	Kubota M8540/M9540			N/C
02985210	New Holland TL-A Series			N/C
02991409	New Holland T5000 Series			N/C
00751562	New Holland TS90/100/110			N/C
02981883	New Holland TS-A & T6000 Series			N/C
00751565	Universal (Modification/Fabrication Req'd at the Dealer/Customer's Expense)			N/C

ALAMO INDUSTRIAL

(800) 882-5762

Prices Effective February 15, 2013

Rev021513

FALCON HYDRAULIC ROTARY

Flex- Wing Mower

F.O.B. Seguin, TX

Additional Options				
02985378	Additional Operators and Parts Manuals			51
00774803	Falcon 15 Auxiliary Spindle Kit for Dual Wheels On Both Wings (Requires 2 Additional Tires and Wheels)	45		474
00774802	Falcon 10 Auxiliary Spindle Kit for Dual Wheels On Wing (Requires 1 Additional Tire and Wheel)	24		276
Single Wheel and Tires For Spindle Kits Above				
00786014	27" Foam-Filled Used Airplane Tire & Wheel (Standard Choice Wheel and Tire)	75 each		294
00025200	Laminated Tire & Wheel	75 each		146
00749698	Implement Tire & Wheel	40 each		232
00771461	Used Airplane Tire & Wheel	75 each		248
02991066	Asy, Winch & Stand - Falcon 10/15	34		662
00769178	Captive Ball Hitch (2 5/16" Ball)	50		414
00773869	Pintle Hitch Kit (Requires Tractor Drawbar Modification)	50		840
00756846	Falcon 10: Concrete Filler for Weight Box (706 lbs.)	706		405
00755234	Stroke Control Segments	3		34
02991206	Fan Reverser Kit- Standard Equipment on units after 09/01/2012			526
02791800F1	Special Mower Paint (02791800)			841
00889899F3	Additional 12 Month Warranty (00889899)			4014

ALAMO INDUSTRIAL

(800) 882-5762

Prices Effective February 15, 2013

Rev021513

INTERSTATER DUAL-WING

18'5", 20'9" Flail Mower

F.O.B. Seguin, TX

BASE UNIT SPECIFICATIONS

- ◆ 18'5", or 20'9" Overall Cutting Widths
- ◆ Full-Length Welded Tubular Frame with Transport Lock
- ◆ 19-Gallon Reservoir with 12 Micron Filtration
- ◆ Tandem Piston Pumps Rated @ 48 GPM @ 3800 PSI
- ◆ 4-Spool Valve with Detent Position
- ◆ Standard (1) year limited parts and labor warranty

WING MOWER SPECIFICATIONS

- ◆ 62", 74", or 88" Cutting Widths
- ◆ 1/2" Inboard & 5/16" Outboard Side Plates
- ◆ Replaceable Skid Shoes
- ◆ 4-1/2" x 5/16" Wall Cuttershaft
- ◆ 1-5/16" Bore Greaseable, Self-aligning Cuttershaft Bearings
- ◆ 53 HP Piston Motor
- ◆ Belt Drive From Motor To Cuttershaft with Automatic Spring Tension
- ◆ 6" Adjustable Rear Roller
- ◆ 1/2" to 6" Cutting Height
- ◆ Available in Fine or Coarse-Cut
- ◆ Front and Rear Safety Deflectors
- ◆ Automatic Cut-Off Switch
- ◆ Lift Cylinder Capable of 14" Vertical Lift
- ◆ Tilt Cylinder Capable of 45° Down & 90° Up
- ◆ 10-Gauge Unitized Cutter Housing

REAR MOWER SPECIFICATIONS

- ◆ 88" or 96" Cutting Width (Depending on trctr mt. kit)
- ◆ 10-Gauge Unitized Cutter Housing
- ◆ 5/16" Side Plates
- ◆ CAT I or CAT II Three-Point Hitch
- ◆ 4-1/2" x 5/16" Wall Cuttershaft
- ◆ 1-5/16" Bore Greaseable, Self-aligning Cuttershaft Bearings
- ◆ 60 HP Gearbox
- ◆ 6" Adjustable Rear Roller
- ◆ 1/2" to 6" Cutting Height
- ◆ Available in Fine or Coarse-Cut
- ◆ Torque Limiter Clutch
- ◆ Front and Rear Safety Deflectors
- ◆ CAT 4 Driveline
- ◆ Belt Drive From Gearbox To Cuttershaft with Automatic Spring Tension

PRODUCT ORDER CODE	DESCRIPTION	APPRX. WEIGHT		LIST PRICE
INTERSTATER BASE UNIT <i>(One Choice Required)</i>				
988030	18'5" Fine-Cut	4560		43,645
988029	18'5" Coarse-Cut (3 oz. Knives)	4570		43,588
988032	18'5" Extreme Service (4 oz. Knives)	4574		43,910
988034	20'9" Fine-Cut	4611		44,332
988033	20'9" Coarse-Cut (3 oz. Knives)	4620		44,276
988036	20'9" Extreme Service (4 oz. Knives)	4624		44,595
MOUNT KIT <i>(One Choice Required)</i> See Mount Kit Page for Descriptions & Part Numbers				
OPTIONS				
803213	Additional Operators and Parts Manual			52
ALL INTERSTATERS PURCHASED FOR INSTALLATION ON 4WD TRACTORS MUST INCLUDE CLIPPED FOOTGUARDS ON ORDER				
107520	74" Left-Clipped Foot Guard	37		331
107519	74" Right-Clipped Foot Guard	37		359
107525	88" Left-Clipped Foot Guard	42		430
107524	88" Right-Clipped Foot Guard	42		430
02972480	Left-Wing Remote Positioning System	65		2,915
803399	Mounting Labor & Oil			7,052
02791800DW	Special Mower Paint (02791800)			1,237
02968967	Special Tractor Paint			5,537
00889899DW	Additional 12 Month Warranty (00889899)			4,014

ALAMO INDUSTRIAL

(800) 882-5762

Prices Effective February 15, 2013

Rev021513

DUAL-WING INTERSTATER

18'5", 20'9" MOUNT KIT OPTIONS

F.O.B. Seguin, TX

TRACTOR DESCRIPTION	MOUNT KIT	REAR OFFSET	MAXIMUM TIRE SIZE			LIST PRICE
			2WD Front	4WD Front	Rear	
Case IH						
Case-IH JX1080U/1090U/1100U Cab 2 & 4wd 2004-2006 (Dual Wing Model- 5" Offset Left & Right)* (27 gal repl fuel tank included)	02980423 02983400	96" Ctr	10.00-16	11.2-24	18.4-30	13,858
Case-IH JX1080U/1090U/1100U Rops 2wd 2004-2006 (Dual Wing Model- 5" Offset Left & Right)* (27 gal repl fuel tank included)	02980423 02983273	96" Ctr	10.00-16	N/A	18.4-30	13,858
Case-IH MXU100/110 Cab 2 & 4wd 2004-2006 (Dual Wing Model- 5" Offset Left & Right)* (51 gal repl fuel tank & exhaust pipe included)	02980935 02980823	96" Ctr	N/A	12.4-24	18.4-30	13,858
Case-IH MXU100/110 Rops 2 & 4wd 2004-2006 (Dual Wing Model- 5" Offset Left & Right)* (51 gal repl fuel tank & exhaust pipe included)	02980935 02980919	96" Ctr	N/A	12.4-24	18.4-30	13,858
Case-IH MXU115/125/130/135 Cab 2 & 4wd 2004-2006 (Dual Wing Model- 5" Offset Left & Right)* (51 gal repl fuel tank & exhaust pipe included)	02981078 02981009	96" Ctr	N/A	12.4-24	18.4-30	13,858
Case-IH MXU115/125/130/135 Cab/2&4wd 2004-2006 (Dual Wing Model- 5" Offset Left & Right/Using Tractor Hyd) (51 gal repl fuel tank & exhaust pipe included)	02981078 02981087	96" Ctr	N/A	12.4-24	18.4-30	13,858
Case-IH MXU115/125/130/135 Rops 2 & 4wd 2004-2006 (Dual Wing Model- 5" Offset Left & Right)* (51 gal repl fuel tank & exhaust pipe included)	02981078 02983720	96" Ctr	N/A	12.4-24	18.4-30	13,858
John Deere						
JD 5085-5100-5115 M- Series cab 4wd 2012-2013 (Dual Wing Model- 5" Offset Left & Right)*	02992041 02992036	96" Ctr	N/A	12.4-24	18.4-34	13,858
JD 5425/5525 Cab 4wd 2005-2008 (Dual Wing Model- 5" Offset Left & Right)*	02984649 02984646	96" Ctr	N/A	11.2-24	16.9-30	13,858
JD 5425/5525 Rops 2wd w/ Straddle Platform 2005-2008 (Dual Wing Model- 5" Offset Left & Right)*	02983067 02982994	96" Ctr	7.50-16	N/A	16.9-30	13,858
JD 6615/6715 Rops 2wd 2003-2005 (Dual Wing Model- 5" Offset Left & Right)*	02981706 02983950	96" OL 5"	10.00-16	N/A	18.4-38	13,858
JD 6120/6220/6320/6420 Cab 4wd 2002-2007 (Dual Wing Model- 5" Offset Left & Right)*	108776 02979604	96" Ctr	N/A	12.4-24	18.4-30	13,858
JD 6120/6220/6320/6420 Rops 2 & 4wd 2002-2007 (Dual Wing Model- 5" Offset Left & Right)*	108776 02979815	96" Ctr	10.00-16	12.4-24	18.4-30	13,858
JD 6330/6430 "Mid-Spec" Cab 4wd 2007-2012 (Dual Wing Model- 5" Offset Left & Right)*	02985892 02985893	96" Ctr	N/A	13.6-24	18.4-38	13,858
JD 6330/6430 "Mid-Spec" Cab 2wd 2007-2012 (Dual Wing Model- 5" Offset Left & Right)*	108776 02986889	96" Ctr	10.00-16	N/A	18.4-34	13,858
JD 6330/6430 "Mid-Spec" ROPS 4wd 2007-2012 (Dual Wing Model- 5" Offset Left & Right)*	108776 02988706	96" Ctr	N/A	12.4-24	18.4-34	13,858

Note that ALL part numbers listed must be included with your order.

ALAMO INDUSTRIAL

Prices Effective February 15, 2013

(800) 882-5762

Rev021513

DUAL-WING INTERSTATER

18'5", 20'9" MOUNT KIT OPTIONS

F.O.B. Seguin, TX

TRACTOR DESCRIPTION	MOUNT KIT	REAR OFFSET	MAXIMUM TIRE SIZE			LIST PRICE
			2WD Front	4WD Front	Rear	
John Deere						
JD 7130/7230 "Mid-Spec" Cab 4wd 2007-2012 (Dual Wing Model-10" Offset Left)*	02981706 02988897	96" Ctr	N/A	13.6-28	18.4-38	13,858
JD 7130/7230 "Mid-Spec" Cab 2wd 2007-2012 (Dual Wing Model-5" Offset Left)*	02991026 02988897	96" Ctr	N/A	13.6-28	18.4-38	13,858
New Holland						
NH T5040/5050/5060/5070 Cab 2 & 4wd 2008-2012 (Dual Wing Model- 5" Offset Left & Right)* (27 gal repl fuel tank included)	02980423 02986612	96" Ctr	10.00-16	11.2-24	18.4-30	13,858
NH T5040/5050/5060/5070 Rops 2wd 2008-2012 (Dual Wing Model- 5" Offset Left & Right) (27 gal repl fuel tank included)	02980423 02987792	96" Ctr	10.00-16	N/A	18.4-30	13,858
NH T6010/6020/6040/6060 Cab 2wd 2008-2012 (Dual Wing Model-5" Offset Left & Right) (51 gal repl fuel tank & exhaust pipe included)	02980935 02986403	96" Ctr	10.00-16	N/A	18.4-30	13,858
NH T6010/6020/6040/6060 Cab 4wd 2008-2012 (Dual Wing Model-5" Offset Left & Right/Using Tractor Hydraulics) (51 gal repl fuel tank & exhaust pipe included)	02980935 02988759	96" Ctr	N/A	14.9-24	18.4-34	13,858
NH T6010/6020/6040/6060 Cab 4wd 2008-2012 (Dual Wing Model-5" Offset Left & Right) (51 gal repl fuel tank & exhaust pipe included)	02987990 02987818	96" Ctr	N/A	14.9-24	18.4-34	13,858
NH T6030/6050 Cab 2wd 2008-2012 (Dual Wing Model- 5" Offset Left & Right)* (51 gal repl fuel tank & exhaust pipe included)	02981078 02986365	96" Ctr	11.00-16	N/A	18.4-30	13,858
NH T6030/6050 Cab 4wd 2008-2012 (Dual Wing Model- 5" Offset Left & Right)* (51 gal repl fuel tank & exhaust pipe included)	02981078 02987119	96" Ctr	N/A	14.9-24	18.4-34	13,858
NH T6030/6050 Cab 4wd 2008-2012 w/ Large Tires (Dual Wing Model- 5" Offset Left & Right)* (51 gal repl fuel tank & exhaust pipe included)	02991113 02991115	96" Ctr	N/A	14.9-28	18.4-38	13,858
NH TB100/110 Rops 2wd 2005-2012 (Dual Wing Model- 5" Offset Left & Right)*	02980834 02980178	96" Ctr	N/A	12.4-24	18.4-30	13,858
NH TL80/90/100 Cab 2wd 2004-2007 (Dual Wing Model- 5" Offset Left & Right)* (27 gal repl fuel tank included)	02980423 02981017	96" Ctr	10.00-16	N/A	18.4-30	13,858
NH TL80/90/100 ROPS 2wd 2004-2007 (Dual Wing Model- 5" Offset Left & Right)* (27 gal repl fuel tank included)	02980423 02980333	96" Ctr	10.00-16	N/A	18.4-30	13,858
NH TL80A/90A/100A Cab 2 & 4wd 2004-2007 (Dual Wing Model-5" Offset Left & Right)* (27 gal repl fuel tank included)	02980423 02983400	96" Ctr	10.00-16	11.2-24	18.4-30	13,858
NH TL80A/90A/100A ROPS 2wd 2004-2007 (Dual Wing Model- 5" Offset Left & Right) (27 gal repl fuel tank included)	02980423 02983273	96" Ctr	10.00-16	N/A	18.4-30	13,858
NH TM115/125/135/150 Cab 2wd 2000-2002 (Dual Wing Model-10" Offset Left)*	02978837 02978834	96' OL 5"	11.00-16	N/A	18.4-34	13,858
NH TM120/130/140/155 Cab 2wd 2002-2007 (Dual Wing Model-10" Offset Left)*	02978837 02979781	96' OL 5"	11.00-16	N/A	18.4-34	13,858

Note that ALL part numbers listed must be included with your order.

ALAMO INDUSTRIAL

Prices Effective February 15, 2013

(800) 882-5762

Rev021513

DUAL-WING INTERSTATER

18'5", 20'9" MOUNT KIT OPTIONS

F.O.B. Seguin, TX

TRACTOR DESCRIPTION	MOUNT KIT	REAR OFFSET	MAXIMUM TIRE SIZE			LIST PRICE
			2WD Front	4WD Front	Rear	
New Holland						
NH TS90/100/110 Cab 4wd 1999-2003 (Dual Wing Model- No Offset)* (35.5 gal repl fuel tank included)	108415 704410	96" Ctr	N/A	12.4-24	18.4-30	13,858
NH TS90/100/110 Rops 2wd w/ Flat Platfrom 1999-2003 (Dual Wing Model- 10" Offset Left)* (35.5 gal repl fuel tank included)	108400 704401	96' OL 5"	10.00-16	N/A	18.4-30	13,858
NH TS90/100/110 Rops 4wd w/ Flat Platfrom 1999-2003 (Dual Wing Model- No Offset)* (35.5 gal repl fuel tank included)	108415 704484	96' OL 5"	N/A	12.4-24	18.4-30	13,858
NH TS100A/110A Cab 2 & 4wd 2003-2006 (Dual Wing Model- 5" Offset Left & Right)* (51 gal repl fuel tank & exhaust pipe included)	02980935 02980823	96" Ctr	N/A	12.4-24	18.4-30	13,858
NH TS100A/110A Rops 2 & 4wd 2003-2006 (Dual Wing Model- 5" Offset Left & Right)* (51 gal repl fuel tank & exhaust pipe included)	02980935 02980919	96" Ctr	N/A	12.4-24	18.4-30	13,858
NH TS115A/125A/130A/135A Cab/2&4wd 2003-2006 (Dual Wing Model- 5" Offset Left & Right)* (51 gal repl fuel tank & exhaust pipe included)	02981078 02981009	96" Ctr	N/A	12.4-24	18.4-30	13,858
NH TS115A/125A/130A/135A Cab 2 & 4wd 2003-2006 (Dual wing Model- 5" Offset Left & Right/Using Tractor Hyd)* (51 gal repl fuel tank & exhaust pipe included) (Tractor must have four rear remotes)	02981078 02981087	96" Ctr	N/A	12.4-24	18.4-30	13,858
NH TS115A/125A/130A/135A Rops 2 & 4wd 2003-2006 (Dual Wing Model- 5" Offset Left & Right)* (51 gal repl fuel tank & exhaust pipe included)	02981078 02983720	96" Ctr	10.00-16	12.4-24	18.4-30	13,858
NH TS6.110/TS6.115/TS6.120 Cab 2 & 4wd 2012-2013 (Dual Wing Model- 5" Offset Left & Right)	TBD	96" Ctr	10.00-16	12.4-24	18.4-30	13,858
NH TS6.125/TS6.140 Cab 2 & 4wd 2012-2013 (Dual Wing Model- 5" Offset Left & Right)	TBD	96" Ctr	10.00-16	12.4-24	18.4-30	13,858

Note that ALL part numbers listed must be included with your order.

ALAMO INDUSTRIAL

Prices Effective February 15, 2013

(800) 882-5762

Rev021513

RIGHT-HAND INTERSTATER

62", 74", 88" Flail Mowers

F.O.B. Seguin, TX

STANDARD SPECIFICATIONS

- ♦ 62", 74", or 88" Cutting Widths
- ♦ Full-Length Welded Tubular Frame with Transport Lock
- ♦ 19-Gallon Reservoir with 12 Micron Filtration
- ♦ Piston Pump Rated @ 24 GPM @ 3800 PSI
- ♦ 2-Spool Valve with Detent Position
- ♦ 1-5/16" Bore Greaseable, Self-aligning Cuttershaft Bearings
- ♦ Lift Cylinder Capable of 14" Vertical Lift
- ♦ Tilt Cylinder Capable of 45° Down & 90° Up
- ♦ 10-Gauge Unitized Cutter Housing
- ♦ 1/2" Inboard & 5/16" Outboard Side Plates
- ♦ Replaceable Skid Shoes
- ♦ 4-1/2" x 5/16" Wall Cuttershaft
- ♦ Automatic Cut-Off Switch
- ♦ 53 HP Piston Motor
- ♦ Belt Drive From Motor To Cuttershaft with Automatic Spring Tension
- ♦ 6" Adjustable Rear Roller
- ♦ 1/2" to 6" Cutting Height
- ♦ Available in Fine or Coarse-Cut
- ♦ Front and Rear Safety Deflectors
- ♦ Standard (1) year limited parts and labor warranty

PRODUCT ORDER CODE	DESCRIPTION	APPRX. WEIGHT		LIST PRICE
RIGHT HAND INTERSTATER BASE UNIT				
988002	62" Fine-Cut			19,730
988001	62" Coarse-Cut (3 oz. Knives)			19,701
988004	62" Extreme Service (4 oz. Knives)			19,840
988005	74" Coarse-Cut (3 oz. Knives)	1200		20,553
988008	74" Extreme Service (4 oz. Knives)	1205		20,693
988009	88" Coarse-Cut (3 oz. Knives)	1250		20,780
988012	88" Extreme Service (4 oz. Knives)	1255		20,915
OPTIONS				
803213	Additional Operators and Parts Manual			52
ALL INTERSTATERS PURCHASED FOR INSTALLATION ON 4WD TRACTORS MUST INCLUDE A CLIPPED FOOTGUARD ON ORDER				
107532	62" Right-Clipped Foot Guard	32		417
107519	74" Right-Clipped Foot Guard	37		359
107524	88" Right-Clipped Foot Guard	42		430
801022	Mounting Labor & Oil, CAB Tractor			4,337
02791800IR	Special Mower Paint (02791800)			797
02968967	Special Tractor Paint			5,537
00889899I1	Additional 12 Month Warranty (00889899)			4,014

ALAMO INDUSTRIAL

(800) 882-5762

Prices Effective February 15, 2013

Rev021513

RIGHT-HAND INTERSTATER

62", 74", 88" Mount Kit Options

F.O.B. Seguin, TX

TRACTOR DESCRIPTION	MOUNT KIT COMP BOX	REAR OFFSET	MAXIMUM TIRE SIZE			LIST PRICE
			2WD Front	4WD Front	Rear	
Case IH						
Case-IH C70/80/90/100- CX Series Rops 2wd w/ Utility Bolster 1998-2002 (RH-Single Wing- No Offset)	02977885 02977907	88" Ctr 96" Ctr	11L-16	N/A	16.9-30	\$8,918
Case-IH Farmall 95C Cab 4wd 2008-2012 (RH-Single Wing- Offset 13.5")	02990821 02990822	88" Ctr 96" Ctr	N/A	11.2-20	16.9-30	\$8,918
Case-IH 695/895 Cab 4wd 1991-1994 (RH-Single Wing- Centered)	106832 703735	88" Ctr 96" Ctr	N/A	7.5-18	18.4-30	\$8,918
Case-IH JX1060C/1070C/1075C Cab 2wd 2004-2008 (RH-Single Wing- Offset 5")	108777 704548	88"OR 8.5" 96"OR 12.5"	9.5L-15	N/A	16.9-30	\$8,918
Case-IH JX1060C/1070C/1075C Cab/2wd 2004-2008 (RH-Single Wing- Offset 5"/ Using Tractor Hydraulics)	108777 02980173	88"OR 8.5" 96"OR 12.5"	9.5L-15	N/A	16.9-30	\$8,285
Case-IH JX1060C/1070C/1075C Cab 4wd 2004-2008 (RH-Single Wing- Offset 5")	02984334 02984335	88"OR 14.5" 96"OR 12.5"	N/A	11.2-20	14.9-28	\$8,918
Case-IH JX1060C/1070C/1075C Rops 2wd 2004-2008 (RH-Single Wing- Offset 5")	108775 704546	88"OR 8.5" 96"OR 12.5"	11L-15	N/A	16.9-30	\$8,918
Case-IH JX1060C/1070C/1075C ROPS/2wd 2004-2008 (RH-Single Wing- Offset 5"/ Using Tractor Hydraulics)	108775 02980457	88"OR 8.5" 96"OR 12.5"	11L-15	N/A	16.9-30	\$8,285
Case-IH JX1080U/1090U/1100U Cab 2wd 2004-2008 (RH-Single Wing- Offset 5")	02983494 02983537	88"OR 8.5" 96" Ctr	11L-15	11.2-24	16.9-34	\$8,918
Case-IH JX1080U/1090U/1100U Rops 2wd 2004-2008 (RH-Single Wing- Offset 5")	02980206 02983546	88"OR 8.5" 96" Ctr	10.00-16	N/A	16.9-34	\$8,918
Case-IH MXU100/110 Cab 4wd 2004-2006 (RH-Single Wing- Offset 5")	02981068 02981075	88"OR 8.5" 96" Ctr	N/A	12.4-24	18.4-30	\$8,918
Case-IH MXU100/110 Rops 4wd 2004-2006 (RH-Single Wing- Offset 5")*	02981068 02981072	88"OR 8.5" 96" Ctr	N/A	12.4-24	18.4-30	\$8,918
Case-IH MXU115/125/130/135 Cab 4wd 2004-2006 (RH-Single Wing- Offset 5")*	02982986 02983000	88"OR 8.5" 96" Ctr	N/A	12.4-24	18.4-30	\$8,918
John Deere						
JD 5065/5075M- Series ROPS 2wd 2008-2011 (RH-Single Wing- Offset 5")	02988389 02988729	88"OR 8.5" 96" Ctr	11L-15	N/A	16.9-30	\$8,918
JD 5065/5075M- Series Cab 2wd 2008-2011 (RH-Single Wing- Offset 5"/ Using Loader Joystick Control)	02988389 02988338	88"OR 8.5" 96" Ctr	11L-15	N/A	16.9-30	\$8,918
JD 5083/5093/5101E- Series Cab 4wd Late 2011-2012 Tier III Ribbed Style Axle (RH-Single Wing- Offset 5")	02990386 02991126	88"OR 8.5" 96" Ctr	N/A	12.4-24	18.4-30	\$8,918
JD 5083/5093/5101E- Series Cab 4wd 2008- Early 2011 Tier II Ribbed Style Axle (RH-Single Wing- Offset 5"/ Using Loader Joystick Control)	02990386 02990387	88"OR 8.5" 96" Ctr	N/A	12.4-24	18.4-30	\$8,918
JD 5083/5093/5101E- Series Cab 4wd Late 2011-2012 Tier III Ribbed Style Axle (RH-Single Wing- Offset 5")	02990386 02991126	88"OR 8.5" 96" Ctr	N/A	12.4-24	18.4-30	\$8,918
JD 5083/5093/5101E- Series Cab 4wd Late 2011-2012 Tier III Ribbed Style Axle (RH-Single Wing- Offset 5"/ Using Loader Joystick Control)	02990386 02990500	88"OR 8.5" 96" Ctr	N/A	12.4-24	18.4-30	\$8,918
JD 5085/5095/5105M- Series Cab 4wd 2008-2011 (RH-Single Wing- Offset 5")	02991095 02991097	88"OR 8.5" 96" Ctr	N/A	11.2-24	16.9-30	\$8,918
JD 5085/5095/5105M- Series Cab 4wd 2012-2013 (RH-Single Wing- Offset 5")	02992041 02992036	88"OR 8.5" 96" Ctr	N/A	11.2-24	16.9-30	\$8,918
JD 5220/5320 Mid-Spec Cab 2wd 2002-2004 (RH-Single Wing- Offset 5")	02979602 02980121	88"OR 8.5" 96" Ctr	11L-15	N/A	16.9-30	\$8,918
JD 5220/5320 Mid-Spec ROPS 2wd 2002-2004 (RH-Single Wing- Offset 5")	02979602 02980267	88"OR 8.5" 96" Ctr	11L-15	N/A	16.9-30	\$8,918
JD 5225/5325 Cab/2wd 2005-2008 (RH Only/Aux Pump)	02983231 02983224	88"OR 8.5" 96" Ctr	6.50-16	N/A	13.6-28	\$8,918

Note: Please list BOTH mount kit part numbers on your order.

ALAMO INDUSTRIAL

(800) 882-5762

Prices Effective February 15, 2013

Rev021513

RIGHT-HAND INTERSTATER

62", 74", 88" Mount Kit Options

F.O.B. Seguin, TX

TRACTOR DESCRIPTION	MOUNT KIT COMP BOX	REAR OFFSET	MAXIMUM TIRE SIZE			LIST PRICE
			2WD Front	4WD Front	Rear	
John Deere						
JD 5225/5325 Cab/4wd 2005-2008 (RH Only/Aux Pump)	02983848 02983858	88"OR 8.5" 96" Ctr	N/A	11.2-24	16.9-30	\$8,918
JD 5420/5520 Cab 4wd 2002-2004 (RH-Single Wing- Offset 5")	02978138 02980203	88"OR 8.5" 96" Ctr	N/A	11.2-24	16.9-30	\$8,918
JD 5420/5520 Rops 4wd 2002-2004 (RH-Single Wing- Offset 5")	02978138 02980632	88"OR 8.5" 96" Ctr	N/A	11.2-24	16.9-30	\$8,918
JD 5425/5525 Cab 4wd 2005-2008 (RH-Single Wing- Offset 5")	02978138 02983640	88"OR 8.5" 96" Ctr	N/A	11.2-24	16.9-30	\$8,918
JD 5425/5525 Cab 4wd 2005-2008 (RH-Single Wing- Offset 5"/ Using Tractor Hydraulics)	02978138 02984124	88"OR 8.5" 96" Ctr	N/A	11.2-24	16.9-30	\$8,918
JD 5425/5525 Rops 2wd 2005-2008 (RH-Single Wing- Offset 5")	02985265 02985266	88"OR 8.5" 96" Ctr	7.50-16	N/A	16.9-30	\$8,918
JD 6120/6220/6320/6420 Cab 4wd 2002-2007 (RH-Single Wing- Offset 5")	02978882 02978908	88"OR 8.5" 96" Ctr	N/A	12.4-24	18.4-30	\$8,918
JD 6120/6220/6320/6420 Cab 4wd 2002-2007 (RH-Single Wing- Offset 5"/ Using Tractor Hydraulics)	02978882 02978879	88"OR 8.5" 96" Ctr	N/A	12.4-24	18.4-30	\$8,918
JD 6215/6415 Cab/2&4wd (RH Only/Aux Pump)	02978882 02978908	88"OR 8.5" 96" Ctr	N/A	12.4-24	18.4-34	\$8,918
JD 6215/6415 Cab/2&4wd (RH Only/Tractor Hyd) (2nd Remote Req'd)	02978882 02978879	88"OR 8.5" 96" Ctr	N/A	12.4-24	18.4-34	\$8,285
JD 6330/6430 Mid-Spec & Premium Cab 4wd 2007-2012 (RH-Single Wing- Offset 5")	02978882 02990429	88"OR 8.5" 96" Ctr	N/A	13.6-28	18.4-34	\$8,918
JD 6330/6430 Mid-Spec & Premium Cab 4wd 2007-2012 (RH-Single Wing- Offset 5"/ Using Tractor Hydraulics)	02978882 02989257	88"OR 8.5" 96" Ctr	N/A	13.6-28	18.4-34	\$8,285
JD 6330/6430 Mid-Spec & Premium Cab 2wd 2007-2012 (RH-Single Wing- Offset 5")	02986192 02986193	88"OR 8.5" 96" Ctr	10.00-16	N/A	18.4-34	\$8,918
JD 6330/6430 Mid-Spec & Premium Cab 2wd 2007-2012 (RH-Single Wing- Offset 5"/ Using Tractor Hydraulics)	02986192 02990077	88"OR 8.5" 96" Ctr	10.00-16	N/A	18.4-34	\$8,285
JD 7130/7230 Mid-Spec Cab 4wd 2007-2012 (RH-Single Wing- Offset 5")	02989681 02989682	88"OR 8.5" 96" Ctr	N/A	13.6-28	18.4-34	\$8,918
McCormick						
McCormick CX75/85/95/105 TII Models Cab 2wd 2003-2010 (RH-Single Wing- Offset 5")	02982467 02982079	88"OR 8.5" 96" Ctr	11L-16	N/A	16.9-30	\$8,918
McCormick CX75/85/95/105 TII Models Cab 4wd 2003-2010 (RH-Single Wing- Offset 5")	02982218 02982079	88"OR 8.5" 96" Ctr	N/A	11.2-24	16.9-30	\$8,918
Massey Ferguson						
MF 492 Cab 4wd 2004-2006 (RH-Single Wing- Offset 5")	02982944 02982973	88"OR 8.5" 96" Ctr	N/A	12.4-24	18.4-30	\$8,918
MF 4335/4345/4355 Cab 4wd w/ Standard Hood 2001-2003 (RH-Single Wing- Offset 5")	02983792 02979222	88"OR 8.5" 96" Ctr	N/A	11.2-24	16.9-30	\$8,918
MF 4335/4345/4355 Cab 4wd w/ Standard Hood 2001-2003 (RH-Single Wing- Offset 5"/ Using Tractor Hydraulics)	02983792 02989305	88"OR 8.5" 96" Ctr	N/A	11.2-24	16.9-30	\$8,285
MF 5435/5445/5455 Cab 2wd w/ Standard Hood 2005-2008 (RH-Single Wing- Offset 5")	02981881 02981312	88"OR 8.5" 96" Ctr	7.50-16	N/A	16.9-28	\$8,918

Note: Please list BOTH mount kit part numbers on your order.

ALAMO INDUSTRIAL

(800) 882-5762

Prices Effective February 15, 2013

Rev021513

RIGHT-HAND INTERSTATER

62", 74", 88" Mount Kit Options

F.O.B. Seguin, TX

TRACTOR DESCRIPTION	MOUNT KIT	REAR OFFSET	MAXIMUM TIRE SIZE			LIST PRICE
			2WD Front	4WD Front	Rear	
New Holland						
NH T4020/4030 "Deluxe" Cab 2wd 2008-2012 (RH-Single Wing-Offset 5")	02987359 02986821	88"OR 8.5" 96"OR 12.5"	11L-15	N/A	16.9-30	\$8,918
NH T4020/4030 "Deluxe" Cab 2wd 2008-2012 (RH-Single Wing-Offset 5"/ Using Tractor Hydraulics)	02987359 02986821	88"OR 8.5" 96"OR 12.5"	11L-15	N/A	16.9-30	\$8,285
NH T4020/4030 "Deluxe" Cab 2wd 2008-2012 (RH-Single Wing-Offset 5"/ Using Tractor Loader Hydraulics)	02987359 02986821	88"OR 8.5" 96"OR 12.5"	11L-15	N/A	16.9-30	\$8,918
NH T4020/4030 "Deluxe" Cab 4wd 2008-2012 (RH-Single Wing-Offset 5")	02987887 02987922	88"OR 14.5" 96"OR 12.5"	N/A	13.6-16	16.9-24	\$8,918
NH T4020/4030 "Standard" Rops 2wd 2008-2012 (RH-Single Wing-Offset 5")	02987048 02987586	88"OR 8.5" 96"OR 12.5"	7.50-16	N/A	16.9-30	\$8,918
NH T4040/4050 "Deluxe" Cab 2wd 2008-2012 (RH-Single Wing-Offset 5")	02986812 02986821	88"OR 8.5" 96"OR 12.5"	8.5L-15	N/A	16.9-30	\$8,918
NH T4040/4050 "Deluxe" Cab 4wd 2008-2012 (RH-Single Wing-Offset 5")	02990821 02990822	88"OR 14.5" 96"OR 12.5"	N/A	11.2-20	16.9-30	\$8,918
NH T5040/5050/5060/5070 Cab 2 & 4wd 2008-2012 (RH-Single Wing-Offset 5")	02983494 02986605	88"OR 8.5" 96" Ctr	10.00-16	11.2-24	18.4-30	\$8,918
NH T5040/5050/5060/5070 Cab 2 & 4wd 2008-2012 (RH-Single Wing-Offset 5"/ Using Tractor Hydraulics)	02983494 02989472	88"OR 8.5" 96" Ctr	10.00-16	11.2-24	18.4-30	\$8,285
NH T5040/5050/5060/5070 Rops 2wd 2008-2012 (RH-Single Wing-Offset 5")	02980206 02988018	88"OR 8.5" 96" Ctr	10.00-16	N/A	18.4-30	\$8,918
NH T6030/6050/6070 Cab 2 & 4wd 2008-2012 (RH-Single Wing-Offset 5")	02982986 02986187	88"OR 8.5" 96" Ctr	11.00-16	14.9-24	18.4-34	\$8,918
NH T6030/6050/6070 Cab 2 & 4wd 2008-2012 (RH-Single Wing-Offset 5"/ Using Tractor Hydraulics)	02982986 02989446	88"OR 8.5" 96" Ctr	11.00-16	14.9-24	18.4-34	\$8,285
NH T6030/6050/6070 Rops 2wd 2008-2012 (RH-Single Wing- Offset 5")	02982986 02989451	88"OR 8.5" 96" Ctr	11.00-16	N/A	18.4-30	\$8,918
NH T7030/7040/7050/7060 Cab 4wd 2008-2012 (RH-Single Wing-Offset 5")	02982986 02990749	88"OR 8.5" 96" Ctr	N/A	14.9-30	18.4-42	\$8,918
NH TB100/110 Rops 2 & 4wd 2005-2011 (RH-Single Wing- Offset 5")	02980834 02980255	88"OR 8.5" 96" Ctr	N/A	12.4-24	18.4-30	\$8,918
NH TL80/90/100 Cab 2wd 1999--2004 (RH-Single Wing- Offset 5")	02980206 02983635	88"OR 8.5" 96" Ctr	10.00-16	N/A	16.9-34	\$8,918
NH TL80A/90A/100A Cab 2 & 4wd 2004-2007 (RH-Single Wing-Offset 5")	02983494 02983537	88"OR 8.5" 96" Ctr	10.00-16	11.2-24	16.9-34	\$8,918
NH TL80A/90A/100A Rops 2 & 4wd 2004-2007 (RH-Single Wing-Offset 5")	02980206 02983546	88"OR 8.5" 96" Ctr	10.00-16	11.2-24	16.9-34	\$8,918
NH TN55D/65D/70D/75D Cab 2wd 1994-2004 (RH-Single Wing-Offset 8.75")	108777 704548	88"OR 8.5" 96"OR 12.5"	9.5L-15	N/A	16.9-30	\$8,918
NH TN55D/65D/70D/75D Cab 2wd 1998-2004 (RH-Single Wing-Offset 8.75"/ Using Tractor Hydraulics)	108777 02980173	88"OR 8.5" 96"OR 12.5"	9.5L-15	N/A	16.9-30	\$8,285
NH TN55/65/70/75 Rops 2wd 1998-2004 (RH-Single Wing- Offset 8.75")	108775 704546	88"OR 8.5" 96"OR 12.5"	11L-15	N/A	16.9-30	\$8,918
NH TN55/65/70/75 Rops 2wd 1999-2004 (RH-Single Wing- Offset 8.75"/ Using Tractor Hydraulics)	108775 02980457	88"OR 8.5" 96"OR 12.5"	11L-15	N/A	16.9-30	\$8,285
NH TN60DA/70DA/75DA Cab/2wd 2004-2008 (RH-Single Wing-Offset 8.75")	108777 704548	88"OR 8.5" 96"OR 12.5"	9.5L-15	N/A	16.9-30	\$8,918

Note: Please list BOTH mount kit part numbers on your order.

ALAMO INDUSTRIAL

Prices Effective February 15, 2013

(800) 882-5762

Rev021513

RIGHT-HAND INTERSTATER

62", 74", 88" Mount Kit Options

F.O.B. Seguin, TX

TRACTOR DESCRIPTION	MOUNT KIT	REAR OFFSET	MAXIMUM TIRE SIZE			LIST PRICE
			2WD Front	4WD Front	Rear	
New Holland (Continued)						
NH TN60DA/70DA/75DA Cab 2wd 2004-2008 (RH-Single Wing-Offset 8.75"/ Using Tractor Hydraulics)	108777 02980173	88"OR 8.5" 96"OR 12.5"	9.5L-15	N/A	16.9-30	\$8,285
NH TN60DA/70DA/75DA Cab 4wd 2004-2008 (RH-Single Wing-Offset 13.78"/ Using Tractor Hydraulics)	02984334 02984335	88"OR14.5" 96"OR12.5"	N/A	11.2-20	14.9-28	\$8,918
NH TN60A/70A/75A Rops 2wd 2004-2008 (RH-Single Wing- Offset 8.75")	108775 704546	88"OR 8.5" 96"OR 12.5"	11L-15	N/A	16.9-30	\$8,918
NH TS90/100/110 Cab 2wd 1999-2003 (RH-Single Wing- No Offset)	108407 02983882	88"OR 8.5" 96"OR 12.5"	11L-15	N/A	16.9-30	\$8,918
NH TS90/100/110 Rops 4wd w Flat Platform 1999-2003 (RH-Single Wing- No Offset)	108407 704488	88"OR 8.5" 96"OR 12.5"	N/A	12.4-24	18.4-30	\$8,918
NH TS100A/110A Cab 2 & 4wd 2003-2006 (RH-Single Wing- Offset 5")	02981068 02981075	88"OR 8.5" 96" Ctr	10.00-16	12.4-24	18.4-30	\$8,918
NH TS100A/110A Rops 2 & 4wd 2003-2006 (RH-Single Wing- Offset 5")	02981068 02981072	88"OR 8.5" 96" Ctr	10.00-16	12.4-24	18.4-30	\$8,918
NH TS115A/125A/135A Cab 2 & 4wd 2003-2006 (RH-Single Wing- Offset 5")	02982986 02983000	88"OR 8.5" 96" Ctr	10.00-16	12.4-24	18.4-30	\$8,918
NH TS115A/125A/135A Rops 2 & 4wd 2003-2006 (RH-Single Wing- Offset 5")	02981078 02983720	88"OR 8.5" 96" Ctr	10.00-16	12.4-24	18.4-30	\$8,918
NH TS6.110/TS6.115/TS6.120 Cab 2 & 4wd 2012-2013 (RH Single Wing- 5" Offset Right)	TBD	96" Ctr	10.00-16	12.4-24	18.4-30	\$8,918
NH TS6.125/TS6.140 Cab 2 & 4wd 2012-2013 (RH Single Wing- 5" Offset Right)	TBD	96" Ctr	10.00-16	12.4-24	18.4-30	\$8,918

Note: Please list BOTH mount kit part numbers on your order.

ALAMO INDUSTRIAL

Prices Effective February 15, 2013

(800) 882-5762

Rev021513

REAR INTERSTATER

88" Flail Mower

F.O.B. Seguin, TX

STANDARD SPECIFICATIONS

- ◆ 88" Cutting Width
- ◆ 10-Gauge Unitized Cutter Housing
- ◆ 5/16" Side Plates
- ◆ CAT I or CAT II Three-Point Hitch
- ◆ 4-1/2" x 5/16" Wall Cuttershaft
- ◆ 1-5/16" Bore Greaseable, Self-aligning Cuttershaft Bearings
- ◆ Belt Drive From Gearbox to Cuttershaft with Automatic Spring Tension
- ◆ Standard (1) year limited parts and labor warranty
- ◆ 60 HP Gearbox
- ◆ 6" Adjustable Rear Roller
- ◆ 1/2" to 6" Cutting Height
- ◆ Available in Fine or Coarse-Cut
- ◆ Torque Limiter Clutch
- ◆ Front and Rear Safety Deflectors
- ◆ CAT 4 Driveline

PRODUCT ORDER CODE	DESCRIPTION	APPRX. WEIGHT		LIST PRICE
88" REAR INTERSTATER BASE UNIT <i>(One Choice Required)</i>				
SHD88CTRFC	88" SHD Center Mount (Fine Cut Knives)	1035		7,029
SHD88CTRCC	88" SHD Center Mount (Course Cut- 3oz Knives)	1035		7,029
SHD88CTRES	88" SHD Center Mount (Extreme Service- 4 oz Knives)	1035		7,270
SHD88080FC	88" SHD Offset 8.5" Right (Fine Cut Knives)	1035		7,029
SHD88080CC	88" SHD Offset 8.5" Right (Course Cut- 3oz Knives)	1035		7,029
SHD88080ES	88" SHD Offset 8.5" Right (Extreme Service- 4 oz Knives)	1035		7,270
SHD88145FC	88" SHD Offset 14.5" Right (Fine Cut Knives)	1035		7,029
SHD88145CC	88" SHD Offset 14.5" Right (Course Cut- 3oz Knives)	1035		7,029
SHD88145ES	88" SHD Offset 14.5" Right (Extreme Service- 4 oz Knives)	1035		7,270
SHD88205FC	88" SHD Offset 20.5" Right (Fine Cut Knives)	1035		7,270
SHD88205CC	88" SHD Offset 20.5" Right (Course Cut- 3oz Knives)	1035		7,029
SHD88265CC	88" SHD Offset 26.5" Right (Course Cut- 3oz Knives)	1035		7,029
SHD88265FC	88" SHD Offset 26.5" Right (Fine Cut Knives)	1035		7,029
SHD88265CC	88" SHD Offset 26.5" Right (Course Cut- 3oz Knives)	1035		7,029
SHD88265ES	88" SHD Offset 26.5" Right (Extreme Service- 4 oz Knives)	1035		7,270
SHD88CTR FCCB	88" SHD Center Mount w/ Caster Brackets (Fine Cut Knives)	1069		7,825
SHD88CTR CCCB	88" SHD Center Mount w/ Caster Brackets (Course Cut- 3oz Knives)	1069		7,825
SHD88CTRESCB	88" SHD Center Mount w/ Caster Brackets (Extreme Service- 4 oz Knives)	1069		8,066
SHD88080 FCCB	88" SHD Offset 8.5" Right w/ Caster Brackets (Fine Cut Knives)	1069		7,825
SHD88080 CCCB	88" SHD Offset 8.5" Right w/ Caster Brackets (Course Cut- 3oz Knives)	1069		7,825
SHD88080 ESCB	88" SHD Offset 8.5" Right w/ Caster Brackets (Extreme Service- 4 oz Knives)	1069		8,066
SHD88145 FCCB	88" SHD Offset 14.5" Right w/ Caster Brackets (Fine Cut Knives)	1069		7,825
SHD88145 CCCB	88" SHD Offset 14.5" Right w/ Caster Brackets (Course Cut- 3oz Knives)	1069		7,825
SHD88145 ESCB	88" SHD Offset 14.5" Right w/ Caster Brackets (Extreme Service- 4 oz Knives)	1069		8,066
SHD88205 FCCB	88" SHD Offset 20.5" Right w/ Caster Brackets (Fine Cut Knives)	1069		7,825
SHD88205 CCCB	88" SHD Offset 20.5" Right w/ Caster Brackets (Course Cut- 3oz Knives)	1069		7,825
SHD88205 ESCB	88" SHD Offset 20.5" Right w/ Caster Brackets (Extreme Service- 4 oz Knives)	1069		8,066
SHD88265 CCCB	88" SHD Offset 26.5" Right w/ Caster Brackets (Course Cut- 3oz Knives)	1069		7,825
SHD88265 ESCB	88" SHD Offset 26.5" Right w/ Caster Brackets (Extreme Service- 4 oz Knives)	1069		8,066
OPTIONS				
803211	Additional Operators and Parts Manuals			54
701150	Lift Chains	7		100
801002	Special Mower Paint (Rear Unit Only)			585
00889899I2	Additional 12 Month Warranty (00889899)			4,014

ALAMO INDUSTRIAL

Prices Effective February 15, 2013

(800) 882-5762

Rev021513

REAR INTERSTATER

96" Flail Mower

F.O.B. Seguin, TX

STANDARD SPECIFICATIONS

- ◆ 96" Cutting Width
- ◆ 10-Gauge Unitized Cutter Housing
- ◆ 5/16" Side Plates
- ◆ CAT I or CAT II Three-Point Hitch
- ◆ 4-1/2" x 5/16" Wall Cuttershaft
- ◆ 1-5/16" Bore Greaseable, Self-aligning Cuttershaft Bearings
- ◆ Belt Drive From Gearbox to Cuttershaft with Automatic Spring Tension
- ◆ Standard (1) year limited parts and labor warranty

- ◆ 60 HP Gearbox
- ◆ 6" Adjustable Rear Roller
- ◆ 1/2" to 6" Cutting Height
- ◆ Available in Fine or Coarse-Cut
- ◆ Torque Limiter Clutch
- ◆ Front and Rear Safety Deflectors
- ◆ CAT 4 Driveline

PRODUCT ORDER CODE	DESCRIPTION	APPRX. WEIGHT		LIST PRICE
96" REAR INTERSTATER BASE UNIT <i>(One Choice Required)</i>				
SHD96CTRFC	96" SHD Center Mount (Fine Cut Knives)	1170		7,828
SHD96CTRCC	96" SHD Center Mount (Course Cut- 3 oz. knives)	1170		7,828
SHD96CTRES	96" SHD Center Mount (Extreme Service- 4 oz. knives)	1170		8,092
SHD96125FC	96" SHD Offset 12.5" Right (Fine Cut Knives)	1170		7,828
SHD96125CC	96" SHD Offset 12.5" Right (Course Cut 3 oz. knives)	1170		7,828
SHD96125ES	96" SHD Offset 12.5" Right (Extreme Service 4 oz. knives)	1170		8,092
SHD96185FC	96" SHD Offset 18.5" Right (Fine Cut Knives)	1170		7,828
SHD96185CC	96" SHD Offset 18.5" Right (Course Cut 3 oz. knives)	1170		7,828
SHD96185ES	96" SHD Offset 18.5" Right (Extreme Service 4 oz. knives)	1170		8,092
SHD96245CC	96" SHD Offset 24.5" Right (Course Cut 3 oz. knives)	1170		7,828
SHD96245ES	96" SHD Offset 24.5" Right (Extreme Service 4 oz. knives)	1170		8,092
SHD96305CC	96" SHD Offset 30.5" Right (Course Cut 3 oz. knives)	1170		7,828
SHD96305ES	96" SHD Offset 30.5" Right (Extreme Service 4 oz. knives)	1170		8,092
SHD96CTRCCB	96" SHD Center Mount w/ Caster Brackets (Fine Cut)	1249		8,356
SHD96CTRCCCB	96" SHD Center Mount w/ Caster Brackets (Course Cut 3 oz. knives)	1249		8,356
SHD96CTRESCB	96" SHD Center Mount w/ Caster Brackets (Extreme Service 4 oz. knives)	1249		8,620
SHD96185ESCB	96" SHD Offset 18.5" Right w/ Caster Brackets (Extreme Service- 4 oz. knives)	1249		8,620
SHD96245CCCB	96" SHD Offset 24.5" Right w/ Caster Brackets (Course Cut - 3 oz. knives)	1249		8,356
SHD96245ESCB	96" SHD Offset 24.5" Right w/ Caster Brackets (Extreme Service- 4 oz. knives)	1249		8,620
SHD96305CCCB	96" SHD Offset 30.5" Right w/ Caster Brackets (Course Cut- 3 oz. knives)	1249		8,356
SHD96305ESCB	96" SHD Offset 30.5" Right w/ Caster Brackets (Extreme Service- 4 oz. knives)	1249		8,620
CASTERS <i>(One Choice Required)</i>				
702193	360° Laminated Caster Wheel with Roller	154		1,616
OPTIONS				
803211	Additional Operators and Parts Manuals			54
701150	Lift Chains	7		100
801002	Special Mower Paint (Rear Unit Only)			585
00889899I2	Additional 12 Month Warranty (00889899)			4,014

ALAMO INDUSTRIAL

Prices Effective February 15, 2013

(800) 882-5762

Rev021513

VERSA MOWER

60", 72", 74" Mid-Mount Rotary/Flails

F.O.B. Seguin, TX

STANDARD SPECIFICATIONS

- ◆ Welded Steel Plate Frame Braced to the Front Bolster & Rear Axle
- ◆ 60-Gallon Hydraulic Reservoir with 12-Micron Filtration
- ◆ Lift Frame Capable of Tilting the Head 180°
- ◆ Lift Frame is Capable of Lifting the Head 17" Above & 6" Below Grade Level
- ◆ Exterior Boom Arm 5"x5"x1/4" Steel Tubing
- ◆ Stacked Hydraulic Pump Rated @ 51 GPM @ 2500 PSI
- ◆ 2-Spool, Open Center, Tapered Positive Metering Valve
- ◆ Tractor Req: 60 HP
- ◆ Cutting Capacity: 2" material

HEAD SPECIFICATIONS

- ◆ 60" Boom-Axe Head
- ◆ 1/4" Gauge Deck with 3/8" Side Skirts
- ◆ Channel Reinforcements on the Top Deck
- ◆ Spindle Mounting Plate is 1" at the Spindle
- ◆ 90 HP Gear Motor Directly Splined to the Spindle
- ◆ 4-1/2"x9" Hardened Spindle
- ◆ 1-1/4"x6" Blades, 360° Swing
- ◆ 360° Swinging Updraft Blades
- ◆ Full-Length Replaceable Skid Shoes
- ◆ Front & Rear Chain Guards
- ◆ Standard (1) year limited parts and labor warranty

PRODUCT ORDER CODE	DESCRIPTION	APPRX. WEIGHT		LIST PRICE
Versa Mower Base Unit (One Choice Required)				
04950004	VERSA Rotary Extreme Service Extension Arm-Rops	2,300		6,756
04950005	VERSA Rotary Extreme Service Extension Arm-Cab	2,300		6,756
04952004	VERSA Ditcher Extreme Service Extension Arm-Rops	2,300		7,395
04952005	VERSA Ditcher Extreme Service Extension Arm-Cab	2,300		7,395
04950010	VERSA Rotary Extreme Service Extension Arm-Cab-Tractor Hydraulics - Requires 2 open sets of Hydraulic Remotes	2,300		5,593
Breakaway Extension Arms Below Are Not For Use On 72" Rotary Models				
04950008	VERSA Rotary Breakaway Extension Arm-Rops	2,370		8,944
04950009	VERSA Rotary Breakaway Extension Arm-Cab	2,370		8,944
MOWER HEAD (One Choice Required)				
02964876	60" Rotary with Bar, Front & Rear Chain Guards	1,050		9,030
02977051	60" Rotary with Bar, Front & Rear Chain Guards (1/4" deck)	1,100		9,700
02964878	60" Rotary with Pan, Front & Rear Chain Guards	1,100		9,872
02975016	60" Rotary with Pan, Front & Rear Chain Guards (1/4" deck)	1,150		10,558
02964884	60" Breakaway Rotary with Bar, Front & Rear Chain Guards	1,050		9,724
02964886	60" Breakaway Rotary with Pan, Front & Rear Chain Guards	1,100		10,653
02964888	60" Rotary with Bar, Tail Wheel, Front & Rear Chain Guards	1,140		9,855
02964890	60" Rotary with Pan, Tail Wheel, Front & Rear Chain Guards	1,190		10,708
02967263	60" Deep Deck Rotary with Bar, Front & Rear Chain Guards (1/4" deck)	1,050		9,968
02967267	60" Deep Deck Rotary with Pan, Front & Rear Chain Guards (1/4" deck)	1,125		10,997
72" Rotary Models Below Are Not For Use On Breakaway Extension Arms				
02964880	72" Rotary with Bar, Front & Rear Chain Guards	1270		10,422
02964882	72" Rotary with Pan, Front & Rear Chain Guards	1320		11,191
02963836	60" Versa Flail, Belt Drive	740		12,963
02968968	60" Versa Flail, Belt Drive, Extreme-Duty Knife	734		12,761
02963837	74" Versa Flail, Belt Drive	840		13,280
02967639	74" Versa Flail, Belt Drive, Extreme-Duty Knife	834		13,281
02957866	Ditcher Head	600		13,219
OPTIONS (Continued Next Page)				
02897300	Additional Operators and Parts Manuals			54
02964900	Cable & Clamp Kit	5		35
02966070	Side Gauge Wheel Option (60" Deep-Deck VERSA Only)	75		590

ALAMO INDUSTRIAL

(800) 882-5762

Prices Effective February 15, 2013

Rev021513

VERSA MOWER

60", 72", 74" Mid-Mount Rotary/Flails

F.O.B. Seguin, TX

PRODUCT ORDER CODE	DESCRIPTION	APPRX. WEIGHT		LIST PRICE
Options (Continued)				
02978378	Tilt Cylinder Kit - NH TS & 40 Series	15		766
02978383	Tilt Cylinder Kit - JD 6000,6010,6020 Series	15		483
02978391	Tilt Cylinder Kit - JD 7000, 7010 Series	15		484
02972609	Wheel Weight Kit-500 lbs.			1,266
02971789	Wheel Weight Kit-1300 lbs.			2,709
02976671	Additional 408 lbs. Kit for 1300 lbs. Wheel Weight			1,593
02976670	Additional 680 lbs. Kit for 1300 lbs. Wheel Weight			2,363
02983104	JD 5425/5525 Repl. Window (Incl. Molded Corner Window)			2,166
02982412	JD 6015 & 6020 Replacement Window Kit (Clear)			2,167
02985234	JD 7030 "Mid-Spec" Replacement Window Kit (Clear)			2,167
02982429	JD 7020 Repl. Window Kit (Tractors w/No RH Door)			2,167
02986182	JD 7030 "Prem" Window Kit (Clear) (Tractors w/No RH Door)			2,167
02983528	Case-IH JXU & NH TL-A Replacement Window Kit			2,167
02980888	Case-IH MXU & Maxxum Replacement Window Kit NH TS-A & T6000 Replacement Window Kit			2,167
02963045	Mounting Labor & Oil			5,830
02791800V6	Special Mower Paint (02791800)			821
02968967	Special Tractor Paint			5,537
00889899VM	Additional 12 Month Warranty (00889899)			4,014

ALAMO INDUSTRIAL

(800) 882-5762

Prices Effective February 15, 2013

Rev021513

VERSA MOWER

60", 72", 74" Mid-Mount Rotary/Flail Mount Kit Options

F.O.B. Seguin, TX

TRACTOR DESCRIPTION	MOUNT KIT	MAXIMUM TIRE SIZE			LIST PRICE
		2WD Front	4WD Front	Rear	
Case IH					
Case-IH Farmall 85U/95U/105U Cab/2&4wd (Fender Tank)	02986594	10.00-16	12.4-24	18.4-34	6,901
Case-IH Farmall 85U/95U/105U Cab/2&4wd (Tractor Hyd/Fender Tank)	02991132	10.00-16	12.4-24	18.4-34	6,361
Case-IH Farmall 85U/95U/105U ROPS/2&4wd (Fender Tank)	02986665	10.00-16	12.4-24	18.4-34	6,901
Case-IH JX1060C/1070C/1075C Cab/2&4wd (Fender Tank)	02983986	7.50-16	11.2-24	16.9-30	6,901
Case-IH JX1060C/1070C/1075C Cab/2&4wd (Tractor Hyd/Fender Tank)	02987283	7.50-16	11.2-24	16.9-30	6,361
Case-IH JX1060C/1070C/1075C ROPS/2wd (Mid-Mt Tank)	02977579	7.50-16	N/A	16.9-30	6,901
Case-IH JX1060C/1070C/1075C ROPS/4wd (Fender Tank)	02981057	N/A	11.2-24	16.9-30	6,901
Case-IH JX1080U/1090U/1100U Cab/2&4wd (Fender Tank)	02982265	10.00-16	12.4-24	18.4-30	6,901
Case-IH JX1080U/1090U/1100U Cab/2&4wd (Tractor Hyd/Fender Tank)	02985908	10.00-16	12.4-24	18.4-30	6,361
Case-IH JX1080U/1090U/1100U ROPS/2wd (Fender Tank)	02982253	10.00-16	N/A	18.4-30	6,901
Case-IH JX1080U/1090U/1100U ROPS/4wd (Fender Tank)	02982879	N/A	12.4-24	18.4-30	6,901
Case-IH Maxxum 110/110 Pro/120 Pro/130 Pro Cab/2wd (Fender Tank)	02989121	10.00-16	N/A	18.4-34	6,901
Case-IH Maxxum 110/110 Pro/120 Pro/130 Pro Cab/2wd (Tractor Hyd/Fender Tank)	02985615	10.00-16	N/A	18.4-34	6,361
Case-IH Maxxum 110/110 Pro/120 Pro/130 Pro Cab/4wd (Fender Tank)	02985927	N/A	12.4-24	18.4-30	6,361
Case-IH Maxxum 115/125/125 Pro/140 Pro Cab/2&4wd (Fender Tank)	02984316	10.00-16	12.4-24	18.4-34	6,901
Case-IH Maxxum 115/125/125 Pro/140 Pro Cab/2&4wd (Tractor Hyd/Fender Tank)	02990039	10.00-16	12.4-24	18.4-34	6,361
Case-IH Maxxum 115/125/125 Pro/140 Pro ROPS/2&4wd (Fender Tank)	02984870	10.00-16	12.4-24	18.4-34	6,901
Case-IH MXU100/110 Cab/2wd (Mid-Mt Tank)	02980734	10.00-16	N/A	18.4-34	6,901
Case-IH MXU100/110 Cab/2wd (Tractor Hyd/Mid-Mt Tank)	02980831	10.00-16	N/A	18.4-34	6,361
Case-IH MXU100/110 Cab/4wd (Fender Tank)	02981497	N/A	13.6-24	18.4-34	6,901
Case-IH MXU100/110 ROPS/2wd (Mid-Mt Tank)	02982461	10.00-16	N/A	18.4-34	6,901
Case-IH MXU115/125/130/135 Cab/2&4wd (Fender Tank)	02984316	10.00-16	12.4-24	18.4-34	6,901
Case-IH MXU115/125/130/135 Cab/2&4wd (Tractor Hyd/Fender Tank)	02990039	10.00-16	12.4-24	18.4-34	6,361
Case-IH MXU115/125/130/135 ROPS/2&4wd (Fender Tank)	02984870	10.00-16	12.4-24	18.4-34	6,901
Challenger					
Challenger MT445B/455B/465B Cab/2&4wd (Tier III Engine Only/Fender Tank)	02989829	10.00-16	14.9-24	18.4-34	6,901
John Deere					
JD 5065M/5075M Cab/2&4wd (Fender Tank)	02988300	7.50-16	11.2-24	16.9-30	6,901
JD 5065M/5075M Cab/2&4wd (Tractor Hyd/Fender Tank)	02988303	7.50-16	11.2-24	16.9-30	6,361
JD 5065M/5075M ROPS/2&4wd (DOOS & FOOS Platform/Fender Tank)	02990178	7.50-16	11.2-24	16.9-30	6,901
JD 5083E/5093E/5101E Limited Cab/4wd (Tapped Axles-Built Before 2011/Fender Tank)	02986435	N/A	12.4-24	18.4-30	6,901
JD 5083E/5093E/5101E Limited Cab/4wd (Tapped Axles-Built Before 2011/Loader Hyd/Fender Tank)	02986717	N/A	12.4-24	18.4-30	6,361
JD 5083E/5093E/5101E Limited Cab/4wd (Ribbed Axles-Built Before 2011/Fender Tank)	02990023	N/A	12.4-24	18.4-30	6,901
JD 5083E/5093E/5101E Limited Cab/4wd (Ribbed Axles-Built Before 2011/Tractor Hyd/Fender Tank)	02990098	N/A	12.4-24	18.4-30	6,361
JD 5083E/5093E/5101E Limited Cab/4wd (MY2011/Fender Tank)	02990965	N/A	12.4-24	18.4-30	6,901
JD 5083E/5093E/5101E Limited Cab/4wd (MY2011/Tractor Hyd/Fender Tank)	02991451	N/A	12.4-24	18.4-30	6,361
JD 5083E/5093E/5101E Limited Cab/4wd (MY2011/Loader Hyd/Fender Tank)	02991449	N/A	12.4-24	18.4-30	6,361
JD 5083E/5093E/5101E Limited Cab/4wd (MY2012/Fender Tank)	TBD	11L-15	11.2-24	16.9-30	6,901
JD 5083E/5093E/5101E Limited Cab/4wd (MY2012/Loader J-stick Control/AI Valve)	02992561	11L-15	11.2-24	16.9-30	6,901
JD 5085M/5095M/5105M Cab/2&4wd (MY2008-2011/Fender Tank)	02990965	11L-15	11.2-24	16.9-30	6,901
JD 5085M/5095M/5105M Cab 2/4wd (MY2012/Fender Tank)	02991889	11L-15	11.2-24	16.9-30	6,901
JD 5085M/5095M/5105M Cab 2/4wd (MY2012/Loader J-stick Control/AI Valve)	02991903	11L-15	11.2-24	16.9-30	6,901

OTHER SPECIFICATIONS

- (1) Case-IH JX-U & Farmall U and New Holland TL-A, T4000 & T5000 series tractors require a smaller replacement battery which is not included. We recommend using Exide® #34R-84N.

ALAMO INDUSTRIAL

(800) 882-5762

Prices Effective February 15, 2013

Rev021513

VERSA MOWER

60", 72", 74" Mid-Mount Rotary/Flail Mount Kit Options

F.O.B. Seguin, TX

TRACTOR DESCRIPTION	MOUNT KIT	MAXIMUM TIRE SIZE			LIST PRICE
		2WD Front	4WD Front	Rear	
John Deere (Continued)					
JD 5225/5325 Cab/2&4wd (Fender Tank)	02984121	7.50-16	11.2-24	16.9-30	6,901
JD 5225/5325 ROPS/2wd (Fender Tank)	02988266	7.50-16	11.2-24	16.9-30	6,901
JD 5425/5525 Cab/2&4wd (Fender Tank)	02982838	7.50-16	11.2-24	16.9-30	6,901
JD 5425/5525/5625 Cab/2&4wd (Tractor Loader Valve Hyd/Fender Tank)	02982855	7.50-16	11.2-24	16.9-30	6,361
JD 5425/5525/5625 ROPS/2&4wd (Flat "IOOS" Platform/Fender Tank)	02982719	7.50-16	11.2-24	16.9-30	6,901
JD 5425/5525/5625 ROPS/2&4wd (Straddle Platform/Fender Tank)	02983600	7.50-16	11.2-24	16.9-30	6,901
JD 5603 Cab/4wd (Fender Tank)	02986435	N/A	12.4-24	18.4-30	6,901
JD 5603 Cab/4wd (Loader Hyd/Fender Tank)	02986717	N/A	12.4-24	18.4-30	6,361
JD 6100D/6115D/6130D/6140D Cab/2&4wd (540 PTO Pump/Fender Tank)	02988491	10.00-16	13.6-24	18.4-34	7,622
JD 6110/6210/6310/6405/6410 Cab 2wd (Fender Tank)	02973843	10.00-16	12.4-24	18.4-30	6,901
JD 6110/6210/6310/6405/6410 Cab 4wd (Fender Tank)	02973847	10.00-16	12.4-24	18.4-30	6,901
JD 6120/6220/6320/6420 (Tier II) CAB/2&4wd (Fender Tank)	02985096	10.00-16	12.4-24	18.4-30	6,901
JD 6120/6220/6320/6420 (Tier II) CAB/2wd (Tractor Hyd/Mid-Mt Tank)	02980756	10.00-16	N/A	18.4-34	6,361
JD 6120/6220/6320/6420 (Tier II) CAB/4wd (Tractor Hyd/Mid-Mt Tank)	02980768	N/A	12.4-24	18.4-34	6,361
JD 6120/6220/6320/6420 (Tier II) ROPS/2&4wd (Fender Tank)	02988531	10.00-16	12.4-24	18.4-30	6,901
JD 6120/6215/6220/6320/6415/6420 (Tier II) CAB 2wd (Frame Mounted Tank)	02978819	10.00-16	12.4-24	18.4-30	6,901
JD 6120/6215/6220/6320/6415/6420 (Tier II) Cab 4wd (Frame Mounted Tank)	02980105	10.00-16	12.4-24	18.4-30	6,901
JD 6120/6215/6220/6320/6415/6420 (Tier II) Rops 2/4wd (Frame Mounted Tank)	02979371	10.00-16	12.4-24	18.4-30	6,901
JD 6215/6415 Cab/2&4wd (Fender Tank)	02985096	10.00-16	12.4-24	18.4-30	6,901
JD 6215/6415 Cab/4wd (Tractor Hyd-2nd Remote Req'd/Mid-Mt Tank)	02980768	N/A	12.4-24	18.4-34	6,361
JD 6215/6415 Cab/4wd (Tractor Hyd-2nd Remote Req'd/Mid-Mt Tank)	02980768	N/A	12.4-24	18.4-34	6,361
JD 6230/6330/6430 "Mid-Spec" Cab/2&4wd (Tractor Hyd/Fender Tank)	02992019	10.00-16	12.4-24	18.4-34	6,901
JD 6230/6330/6430 "Mid-Spec" Cab/2&4wd (Fender Tank)	02985543	10.00-16	12.4-24	18.4-34	6,901
JD 6230/6330/6430 "Mid-Spec" Cab/2&4wd (Tractor Hyd/Fender Tank)	02992019	10.00-16	12.4-24	18.4-34	6,901
JD 6230/6330/6430 "Mid-Spec" ROPS/2&4wd (Fender Tank)	02987161	10.00-16	12.4-24	18.4-34	6,901
JD 6230/6330/6430 "Premium" Cab/2&4wd (Fender Tank)	02985543	10.00-16	12.4-24	18.4-34	6,901
JD 6230/6330/6430 "Premium" Cab/2&4wd (540 PTO Pump/Fender Tank)	02986699	10.00-16	12.4-24	18.4-34	7,622
JD 6615/6715 Cab/2wd (Mid-Mt Tank)	02982138	11.00-16	N/A	18.4-34	6,901
JD 6615/6715 Cab/4wd (Mid-Mt Tank)	02985103	N/A	13.6-28	18.4-38	6,901
JD 7220/7320/7420/7520 Cab/2wd (Mid-Mt Tank)	02982138	11.00-16	N/A	18.4-38	6,901
JD 7220/7320/7420/7520 Cab/4wd (Mid-Mt Tank)	02985103	N/A	13.6-28	18.4-38	6,901
JD 7130/7230 "Mid" Cab/2&4wd (4 or 6 cyld/55 gal. fuel tank/Fender Tank)	02988406	11.00-16	13.6-28	18.4-38	6,901
JD 7130/7230 "Mid" Cab/2&4wd w/JD673 Loader (4 or 6 cyld/55 gal. fuel tank/Fender Tank)	02991326	11.00-16	13.6-28	18.4-38	6,901
Kubota					
Kubota M96S/M108S Cab/2&4wd (Fender Tank)	02989855	10.00-16	13.6-24	18.4-34	6,901
Kubota M96S/M108S ROPS/2wd (Fender Tank)	02987422	10.00-16	N/A	18.4-34	6,901
Massey Ferguson					
MF 2670/2680 Cab/2wd (Under Fender Tank)	02991912	9.5L-15F	N/A	18.4-30	6,901
MF 5445/5455 Cab/2wd w/Std Hood (Tier II Engine Only/Fender Tank)	02985185	9.5L-15	N/A	18.4-30	6,901
MF 5460 ROPS/2wd w/Std Hood (Tier II Engine Only/Fender Tank)	02982101	10.00-16	N/A	18.4-34	6,901
New Holland					
NH T4020/4030 "Deluxe" Cab/2&4wd (Fender Tank)	02987271	9.5L-15	11.2-24	16.9-30	6,901
NH T4040/4050 "Deluxe" Cab/2&4wd (Fender Tank)	02989713	9.5L-15	11.2-24	16.9-30	6,901
NH T5040/5050/5060/5070 Cab/2&4wd (Fender Tank)	02986594	10.00-16	12.4-24	18.4-34	6,901
NH T5040/5050/5060/5070 Cab/2&4wd (Tractor Hyd/Fender Tank)	02991132	10.00-16	12.4-24	18.4-34	6,361
NH T5040/5050/5060/5070 ROPS/2&4wd (Fender Tank)	02986665	10.00-16	12.4-24	18.4-34	6,901
NH T6010/6020/6040/6060 Cab/2wd (Fender Tank)	02989121	10.00-16	N/A	18.4-34	6,901
NH T6010/6020/6040/6060 Cab/2wd (Tractor Hyd/Fender Tank)	02985615	10.00-16	N/A	18.4-34	6,361
NH T6010/6020/6040/6060 Cab/4wd (Fender Tank)	02985927	N/A	12.4-24	18.4-30	6,361
NH T6010/6020 "Delta" ROPS/2wd (Mid-Mt Tank)	02982461	10.00-16	N/A	18.4-34	6,901

OTHER SPECIFICATIONS

(1) Case-IH JX-U & Farmall U and New Holland TL-A, T4000 & T5000 series tractors require a smaller replacement battery which is not included. We recommend using Exide® #34R-84N.

ALAMO INDUSTRIAL

(800) 882-5762

Prices Effective February 15, 2013

Rev021513

VERSA MOWER

60", 72", 74" Mid-Mount Rotary/Flail Mount Kit Options

F.O.B. Seguin, TX

TRACTOR DESCRIPTION	MOUNT KIT	MAXIMUM TIRE SIZE			LIST PRICE
		2WD Front	4WD Front	Rear	
New Holland (Continued)					
NH T6030/6050/6070 Cab/2&4wd (Fender Tank)	02984316	10.00-16	12.4-24	18.4-34	6,901
NH T6030/6050/6070 Cab/2&4wd (Tractor Hyd/Fender Tank)	02990039	10.00-16	12.4-24	18.4-34	6,361
NH T6030/6050 ROPS/2&4wd (Fender Tank)	02984870	10.00-16	12.4-24	18.4-34	6,901
NH TB100/110 ROPS/2wd (Mid-Mt Tank)	02980759	10.00-16	N/A	18.4-30	6,901
NH TB100/110 ROPS/4wd	02986653	N/A	12.4-24	18.4-30	6,901
NH TL80/90/100 Cab/2&4wd (Fender Tank)	02980207	10.00-16	12.4-24	18.4-30	6,901
NH TL80/90/100 Cab/2&4wd (Tractor Hyd/Fender Tank)	02980910	10.00-16	12.4-24	18.4-30	6,361
NH TL80/90/100 ROPS/2wd (Mid-Mt Tank)	02979674	36x11-16 Air	N/A	20x20 Logging	6,901
NH TL80/90/100 ROPS/4wd (Fender Tank)	02980891	N/A	12.4-24	18.4-30	6,901
NH TL80/90/100 ROPS/4wd (Tractor Hyd/Fender Tank)	02980907	N/A	12.4-24	18.4-30	6,361
NH TL80A/90A/100A Cab/2&4wd (Fender Tank)	02982265	10.00-16	12.4-24	18.4-30	6,901
NH TL80A/90A/100A Cab/2&4wd (Tractor Hyd/Fender Tank)	02985908	10.00-16	12.4-24	18.4-30	6,901
NH TL80A/90A/100A ROPS/2wd (Fender Tank)	02982253	10.00-16	N/A	18.4-30	6,901
NH TL80A/90A/100A ROPS/4wd (Fender Tank)	02982879	N/A	12.4-24	18.4-30	6,901
NH TN55D/65D/70D/75D Cab/2&4wd (Fender Tank)	02983986	7.50-16	11.2-24	16.9-30	6,901
NH TN55D/65D/70D/75D Cab/2&4wd (Tractor Hyd/Fender Tank)	02987283	7.50-16	11.2-24	16.9-30	6,361
NH TN55/65/70/75 ROPS/2wd (Mid-Mt Tank)	02977579	7.50-16	N/A	16.9-30	6,901
NH TN55/65/70/75 ROPS/4wd (Fender Tank)	02981057	N/A	11.2-24	16.9-30	6,901
NH TN60DA/70DA/75DA Cab/2&4wd (Fender Tank)	02983986	7.50-16	11.2-24	16.9-30	6,901
NH TN60DA/70DA/75DA Cab/2&4wd (Tractor Hyd/Fender Tank)	02987283	7.50-16	11.2-24	16.9-30	6,361
NH TN60A/70A/75A ROPS/2wd (Mid-Mt Tank)	02977579	7.50-16	N/A	16.9-30	6,901
NH TN60A/70A/75A ROPS/4wd (Fender Tank)	02981057	N/A	11.2-24	16.9-30	6,901
NH TS100A/110A Cab/2wd (Mid-Mt Tank)	02980734	10.00-16	N/A	18.4-34	6,901
NH TS100A/110A Cab/2wd (Tractor Hyd/Mid-Mt Tank)	02980831	10.00-16	N/A	18.4-34	6,361
NH TS100A/110A Cab/4wd (Fender Tank)	02981497	N/A	13.6-24	18.4-34	6,901
NH TS100A/110A ROPS/2wd (Mid-Mt Tank)	02982461	10.00-16	N/A	18.4-34	6,901
NH TS115A/125A/130A/135A Cab/2&4wd (Fender Tank)	02984316	10.00-16	12.4-24	18.4-34	6,901
NH TS115A/125A/130A/135A Cab/2&4wd (Tractor Hyd/Fender Tank)	02990039	10.00-16	12.4-24	18.4-34	6,361
NH TS115A/125A/130A/135A ROPS/2&4wd (Fender Tank)	02984870	10.00-16	12.4-24	18.4-34	6,901
NH TS6020/6030 Rops 4/2wd	02989606	10.00-16	N/A	18.4-34	6,901

OTHER SPECIFICATIONS

- (1) Case-IH JX-U & Farmall U and New Holland TL-A, T4000 & T5000 series tractors require a smaller replacement battery which is not included. We recommend using Exide® #34R-84N.

ALAMO INDUSTRIAL

(800) 882-5762

Prices Effective February 15, 2013

Rev021513



TRAXX™RF

Remote-Control Mower

CONSORTIUM CONTRACT PRICING

TRAXX™RF BASE UNIT STANDARD FEATURES

- ◆ Rubber Tracks w/Steel Cleats (Installed)
- ◆ Spike Kit w/Rubber Transport Pads (Boxed for Customer Assy.)
- ◆ Roll Guard/Frame (Installed)
- ◆ High Pressure Grease Gun Kit (Included)
- ◆ LED Strobe Light (Installed)
- ◆ Towing Kit Accessories (Included)

ORDER CODE	DESCRIPTION	LIST PRICE
TRAXX™ RF BASE UNIT		
04774100	TRAXX™RF All-Terrain Vehicle Equipped w/ 51" Heavy Duty Head for Brush and Saplings	83,956
04774200	TRAXX™RF All-Terrain Vehicle Equipped w/ 51" Heavy Duty Head for Grass and Brush	82,856
OPTIONS		
TR477002	Rubber Tracks (Boxed Set of 2/Customer Assy)	2,831
TR477622	Replacement Cutter Shaft For Heavy Duty Head for Brush and Saplings (Includes Replacement Bearings)	3,597
TR477623	Replacement Cutter Shaft For Heavy Duty Head for Grass and Brush (Includes Replacement Bearings)	2,497
TR477136	High Pressure Grease Gun Kit (One kit is included with Base Unit)	370
TR477147	High Wear Kit for Heavy Duty Head for Brush and Saplings	1,524
TR477143	High Wear Kit for Heavy Duty Head for Grass and Brush	1,445
TR477144	Additional Operators Manual	53
TR477145	Additional Parts Manual	53
TR477640	1 Year Extended Warranty	5,883
REPLACEMENT CUTTER HEADS (COMPLETE)		
04773200	51" (1.3m) Heavy Duty Head for Brush and Saplings	8,450
04773100	51" (1.3m) Heavy Duty Head for Grass and Brush	7,350
PRICING EFFECTIVE 2-15-13		

R021513



Alamo Industrial Quick Reference Tractor Model Guide- 2013

Part #	Model Description	Compatibility	Tire Sizes	HP Rating Eng/PTO	Configuration	Consortium List Pricing
TBD-Spec1	Turn-key Tractor Spec # 1	All Series Designated for Grounds Maintenance (RFP# 070313)	9.5-24/16.9-28	45/37	Rops 4wd	26,560
TBD-Spec2	Turn-key Tractor Spec # 2	All Series Designated for Grounds Maintenance (RFP# 070313)	9.5-24/16.9-28	65/49	Cab 4wd	42,816
TBD-Spec3	Turn-key Tractor Spec # 3	All Series Designated for Grounds Maintenance (RFP# 070313)	9.5-24/16.9-28	65/49	Rops 4wd	34,376
TBD-Spec4	Turn-key Tractor Spec # 4	All Series Designated for Grounds Maintenance (RFP# 070313)	7.5-16/16.9-28	65/49	Rops 2wd	24,090
TBD-Spec5	Turn-key Tractor Spec # 5	All Series Designated for Grounds Maintenance (RFP# 070313)	11.2-24/16.9-30	84/70	Cab 4wd	67,665
TBD-Spec6	Turn-key Tractor Spec # 6	All Series Designated for Grounds Maintenance (RFP# 070313)	11.2-24/16.9-30	84/70	Rops 4wd	56,948
TBD-Spec7	Turn-key Tractor Spec # 7	Can Mount up to 23' Boom (Versa Series Only)	12.4-24/18.4-30	85/70	CAB 4wd	58,316
02991719	Turn-key Tractor Spec # 8	Can Mount up to 23' Boom (Versa Series Only)	12.4-24/18.4-30	85/70	CAB 4wd	65,447
TBD-Spec9	Turn-key Tractor Spec # 9	Can Mount up to 23' Boom (Versa Series Only)	12.4-24/18.4-30	85/70	ROPS 4wd	(9,296)
02992033	Turn-key Tractor Spec # 10	Can Mount up to 30' Boom (All Series)	14.9-24/18.4-34	105/86	CAB 4wd	87,311
TBD-Spec11	Turn-key Tractor Spec # 11	Can Mount up to 30' Boom (All Series)	400/80-R24/480-80R34	105/86	CAB 4wd	1,651
TBD-Spec12	Turn-key Tractor Spec # 12	Can Mount up to 25' Boom (All Series)	10.00-16/18.4R34	105/86	CAB 2wd	(8,151)
TBD-Spec13	Turn-key Tractor Spec # 13	Can Mount up to 30' Boom (All Series)	14.9-24/18.4-34	105/86	ROPS 4wd	(8,970)
TBD-Spec14	Turn-key Tractor Spec # 14	Can Mount up to 25' Boom (All Series)	11.00L15/18.4R34	105/86	ROPS 2wd	(17,545)

Rev 6/25/2013

Note * All Tractor Models May Take up To 180 Days to Ship From Manufacturer

Alamo Industrial Quick Reference Tractor Model Guide- 2013

Part #	Model Description	Compatibility	Tire Sizes	HP Rating Eng/PTO	Configuration	Consortium List Pricing
02992034	Turn-key Tractor Spec # 15	Can Mount up to 30' Boom (All Series)	14.9-24/18.4-34	115/95	CAB 4wd	91,447
TBD-Spec16	Turn-key Tractor Spec # 16	Can Mount up to 30' Boom (All Series)	400/80-R24/480-80R34	115/95	CAB 4wd	1,651
TBD-Spec17	Turn-key Tractor Spec # 17	Can Mount up to 25' Boom (All Series)	10.00-16/18.4R34	115/95	ROPS 2wd	(8,151)
TBD-Spec18	Turn-key Tractor Spec # 18	Can Mount up to 30' Boom (All Series)	14.9-24/18.4-34	115/95	ROPS 4wd	(8,970)
TBD-Spec19	Turn-key Tractor Spec # 19	Can Mount up to 25' Boom (All Series)	11.00L15/18.4R34	115/95	CAB 2wd	(17,545)
02992035	Turn-key Tractor Spec # 20	Can Mount up to 30' Boom (All Series)	13.6-28/18.11-38	125/102	CAB 4wd	99,460
TBD-Spec21	Turn-key Tractor Spec # 21	Can Mount up to 30' Boom (All Series)	440/80-R24/480-80R38	125/102	CAB 4wd	2,326
TBD-Spec22	Turn-key Tractor Spec # 22	Can Mount up to 25' Boom (All Series)	10.00-16/18.4R34	125/102	CAB 2wd	(8,135)
TBD-Spec23	Turn-key Tractor Spec # 23	Can Mount up to 30' Boom (All Series)	13.6-28/18.11-38	125/102	ROPS 4wd	(10,323)
TBD-Spec24	Turn-key Tractor Spec # 24	Can Mount up to 25' Boom (All Series)	11.00L15/18.4R34	125/102	ROPS 2wd	(18,883)
02991978	Turn-key Tractor Spec # 25	Can Mount up to 25' Boom (All Series)	14.9-24-18.4-34	110/90	CAB 4wd	61,266
TBD-Spec26	Turn-key Tractor Spec # 26	Can Mount up to 23' Boom (All Series)	10.00-16/18.4-34	110/90	CAB 2wd	(1,916)
TBD-Spec27	Turn-key Tractor Spec # 27	Can Mount up to 25' Boom (All Series)	14.9-24-18.4-34	110/90	ROPS 4wd	(6,887)
TBD-Spec28	Turn-key Tractor Spec # 28	Can Mount up to 25' Boom (All Series)	10.00-16/18.4-34	110/90	ROPS 2wd	(8,426)

Rev 6/25/2013

Note * All Tractor Models May Take up To 180 Days to Ship From Manufacturer

Alamo Industrial Quick Reference Tractor Model Guide- 2013

Part #	Model Description	Compatibility	Tire Sizes	HP Rating Eng/PTO	Configuration	Consortium List Pricing
TBD-Spec29	Turn-key Tractor Spec # 29	Can Mount up to 25' Boom (All Series)	14.9-24-18.4-34	118/96	CAB 4wd	62,676
TBD-Spec30	Turn-key Tractor Spec # 30	Can Mount up to 23' Boom (All Series)	10.00-16/18.4-34	118/96	CAB 2wd	(1,916)
TBD-Spec31	Turn-key Tractor Spec # 31	Can Mount up to 25' Boom (All Series)	14.9-24-18.4-34	118/96	ROPS 4wd	(6,887)
TBD-Spec32	Turn-key Tractor Spec # 32	Can Mount up to 23' Boom (All Series)	10.00-16/18.4-34	118/96	ROPS 2wd	(8,426)
02991979	Turn-key Tractor Spec # 33	Can Mount up to 30' Boom (All Series)	14.9-24-18.4-34	124/105	CAB 4wd	68,057
TBD-Spec34	Turn-key Tractor Spec # 34	Can Mount up to 25' Boom (All Series)	10.00-16/18.4-34	124/105	CAB 2wd	(3,560)
TBD-Spec35	Turn-key Tractor Spec # 35	Can Mount up to 30' Boom (All Series)	14.9-24-18.4-34	124/105	ROPS 4wd	(7,151)
TBD-Spec36	Turn-key Tractor Spec # 36	Can Mount up to 25' Boom (All Series)	10.00-16/18.4-34	124/105	ROPS 2wd	(10,709)
TBD-Spec37	Turn-key Tractor Spec # 37	Can Mount up to 25' Boom (Front Mount Series)	440/80R28 Non-Directional	125/105	CAB 4wd	124,260

Rev 6/25/2013

Note * All Tractor Models May Take up To 180 Days to Ship From Manufacturer

AXTREME2 BOOM

18', 22', 28' Articulated Models

F.O.B. Seguin, TX

STANDARD SPECIFICATIONS

- ◆ Bolt-On Undermount with Front and Rear Attached Rails
- ◆ Exclusive Slewing Ring Bearing is Featured for Boom Maneuverability
- ◆ Standard Boom Structure Made from Alloy Steel
- ◆ Main Pivot Features 2' Chrome Pins with Greaseable, Hardened Steel Bushings
- ◆ Self Contained Front Mounted Hydraulic System
- ◆ Oil-to-Air Cooler with Electric Fan
- ◆ Ability to Mow Horizontally within 6" of Rear Tire with Swivel Heads
- ◆ Boom Features Dipper and Lift
- ◆ Boom Reach Specs: **18' Models**= Up 17'-1", Out-18', Down 9'-8" **22' Models**= Up-19' 7", Out-22', Down-12' 1"
- 25' Models**= Up-22' 2", Out-25', Down-15' 6" **28' Models**= Up-24' 2", Out-27', Down-17' 6"
- ◆ 180° Horizontal Boom Swing
- ◆ Axle-Mounted Boom Rest
- ◆ Mount Kit, all Wheel Weight, and Polycarbonate Window Included in Base Price
- ◆ Tractor Req: Min of 8,500 lbs and 90 HP. Min 90" Wheelbase and 18" Ground Clearance

HEAD SPECIFICATIONS

- ◆ 58" Cutting Diameter
- ◆ Alloy Deck Material with Double Wall Side Skirt
- ◆ 4-1/2"x9" Heat-Treated Alloy Spindle
- ◆ 152 HP Motor Direct-Coupled
- ◆ 2-1/2" x 5" Stacked Three-Leaf Blade Bar, Alloy Steel
- ◆ 5/8" x 5" High-Carbon Alloy Steel Blade, 360° Swing
- ◆ Standard (1) year limited parts and labor warranty.

PRODUCT ORDER CODE	DESCRIPTION	APPRX. WEIGHT		LIST PRICE
Boom Base Unit (One Choice Required)				
04831820	18' Axtreme II Boom (Joystick Control)	5,000		44,252
04831821	18' Axtreme II Boom (Cable Control)	4,800		37,107
04832220	22' Axtreme II Boom (Joystick Control)	5,200		45,509
04832221	22' Axtreme II Boom (Cable Control)	5,000		38,962
04832520	25' Axtreme II Boom (Joystick Control)	5,700		47,740
04832521	25' Axtreme II Boom (Cable Control)	5,500		41,192
04832628	28' Axtreme II Boom (Joystick Control)			52,440
04832528	28' Axtreme II Boom (Cable Control)			45,705
Mower Head (One Choice Required)				
02986190AJ	60" Rotary w/Ctr Hyd Door, Blade Bar & Head Swivel (Joystick Control)	1115		14,690
02986190AC	60" Rotary w/Ctr Hyd Door, Blade Bar & Head Swivel (Cable Control)	1115		14,690
02986203	60" Rotary w/Ctr Hyd Door, Blade Bar (No Head Swivel)	1061		12,664
02986213AJ	50" Rotary w/Ctr Hyd Door, Blade Bar & Head Swivel (Joystick Control)			13,992
02986213AC	50" Rotary w/Ctr Hyd Door, Blade Bar & Head Swivel (Cable Control)			13,992
02986211	50" Rotary w/Ctr Hyd Door, Blade Bar (No Head Swivel)			11,966
02986212AJ	50" Rotary w/Ctr Hyd Door, Blade Pan & Head Swivel (Joystick Control)			13,169
02986212AC	50" Rotary w/Ctr Hyd Door, Blade Pan & Head Swivel (Cable Control)			13,169
02986210	50" Rotary w/Ctr Hyd Door, Blade Pan (No Head Swivel)			11,143
02986251AJ	48" Flail-Axe w/Head Swivel (Joystick Control)			14,541
02986251AC	48" Flail-Axe w/Head Swivel (Cable Control)			14,541
02986253	48" Flail-Axe (No Head Swivel)	777		12,515

ALAMO INDUSTRIAL

(800) 882-5762

Prices Effective February 15, 2013

Rev021513

AXTREME2 BOOM

18', 22', 28' Articulated Models

F.O.B. Seguin, TX

PRODUCT ORDER CODE	DESCRIPTION	APPRX. WEIGHT		LIST PRICE
Mower Head <i>(One Choice Required)</i>				
02986252AJ	48" Flail-Axe, SHD Cuttershaft (3 oz Knives) w/Head Swivel (Joystick Control)			15,731
02986252AC	48" Flail-Axe, SHD Cuttershaft (3 oz Knives) w/Head Swivel (Cable Control)			15,731
02986252AJ	48" Flail-Axe, SHD Cuttershaft (3 oz Knives) w/Head Swivel (Joystick Control)			15,731
02986252AC	48" Flail-Axe, SHD Cuttershaft (3 oz Knives) w/Head Swivel (Cable Control)			15,731
02988228	48" Grass Flail, SHD Cuttershaft			13,704
02988229	60" Grass Flail, SHD Cuttershaft	800		13,813
02988233	Bomford 60" HD Grass Flail (Non-Swivel)			12,640
02988881	Bomford 60" HD Grass Flail (Swivel)- Requires Swivel Wiring Kit			14,395
02988255	5' Timber Cat Sickle Bar	682		13,127
02988256	7' Timber Cat Sickle Bar	770		13,944
02986235	90" Buzzbar (4 Blade)	1098		15,598
02986229	69" Buzzbar (3 Blade)	705		13,845
02986219	48" Buzzbar (2 Blade)	550		11,099
02988854	Ditcher Head (Hitch Post Mounted)			12,869
Options				
02988075A	Additional Operators and Parts Manuals			54
02989326	Quick Hitch Kit*			3,948
02989327	Hydraulic Kit for Quick Hitch Head**			523
02975647	Flail-Axe Jack Stand Kit***			342
02984479	Flail-Axe Swivel Hitch Post Conversion Kit			4,914
02984049	JD 6215/6415/6020/6030 Frt Axle Stabilizer Kit (4wd Only)			1,128
02984226	JD 6615/6715 Frt Axle Stabilizer Kit (4wd Only)			1,128
02985058	MF 5460 Frt Axle Stabilizer Kit (4wd Only)			1,128
02984671	MF 5465 Frt Axle Stabilizer Kit (4wd Only)			1,128
02984048	NH TS-A Frt Axle Stabilizer Kit (4wd Only)			1,128
02984877	NH TS-A Joystick Mount for Deluxe Seat			97
02985484	NH T6000 Series Frt Axle Stabilizer Kit (4wd Only)			1,128
02985029	Mounting Labor & Oil			6,259
02791800	Special Mower Paint			1,243
02968967	Special Tractor Paint			5,537
00889899A	Additional 12 Month Warranty (00889899)			4,014

* Includes all components to convert boom and (1) head to Quick Hitch

** Required to convert additional heads to Quick Hitch

*** Required to level Flail-Axe for Quick Hitch

ALAMO INDUSTRIAL

Prices Effective February 15, 2013

(800) 882-5762

Rev021513

AXTREME2 BOOM

18' Mount Kit Options

F.O.B. Seguin, TX

TRACTOR DESCRIPTION	MOUNT KIT	MAXIMUM TIRE SIZE		
		2WD Front	4WD Front	Rear
Case IH				
Case-IH MXU100/110 Cab 2/4wd (Joystick)	02987221	11.00-16	14.9-24	18.4-34
Case-IH MXU100/110 Cab 2/4wd (Cable)	02987224	11.00-16	14.9-24	18.4-34
Case-IH Maxxum 115/125/125 Pro/140 Pro Cab/2&4wd (Joystick) 2010-2012	02991283	11.00-16	14.9-24	18.4-34
Case-IH Maxxum 115/125/125 Pro/140 Pro Cab/2&4wd (Cable) 2010-2012	02991282	11.00-16	14.9-24	18.4-34
Case-IH Maxxum 115/125/125 Pro/140 Pro Cab/2&4wd (Joystick) 2007-2010	02987104	11.00-16	14.9-24	18.4-34
Case-IH Maxxum 115/125/125 Pro/140 Pro Cab/2&4wd (Cable) 2007-2010	02987100	11.00-16	14.9-24	18.4-34
John Deere				
JD 6215/6415 Cab/2&4wd (Joystick)	02990347	10.00-16	13.6-24	18.4-34
JD 6120/6220/6320/6420 Cab/2&4wd (Joystick)	02990347	10.00-16	13.6-24	18.4-34
JD 6230/6330/6430 "Mid-Spec" Cab/2&4wd (Joystick)	02991525	10.00-16	13.6-24	18.4-34
JD 6230/6330/6430 "Mid-Spec" Cab/2&4wd (Cable)	02987062	10.00-16	13.6-24	18.4-34
JD 6230/6330/6430 "Premium" Cab/2&4wd (Joystick)	02987066	10.00-16	13.6-24	18.4-34
JD 6230/6330/6430 "Premium" Cab/2&4wd (Cable)	02987062	10.00-16	13.6-24	18.4-34
JD 6615/6715 Cab/2&4wd (Joystick)	02991685	10.00-16	13.6-24	18.4-34
JD 7220/7320 Cab/2&4wd (Joystick/34" Flanged Rear Whl)	02987200	11.00-16	13.6-28	18.4-34
JD 7220/7320 Cab/2&4wd (Joystick/38" Flanged Rear Whl)	02987202	11.00-16	14.9-28	18.4-38
JD 7130/7230 "Mid-Spec" Cab/2&4wd (4 or 6 Cyl / 55 gal. Fuel Tank / Joystick)	02990424	11.00-16	13.6-28	18.4-38
Massey Ferguson				
MF 5460 Cab/2&4wd (Joystick)	02987204	11.00-16	14.9-24	18.4-34
MF 5460 Cab/2&4wd (Cable)	02987207	11.00-16	14.9-24	18.4-34
MF 5465 Cab/2&4wd (Tier II Engine Only / Joystick)	02987213	11.00-16	14.9-24	18.4-34
New Holland				
NH TS100A/110A Cab/2&4wd (Joystick)	02987221	11.00-16	14.9-24	18.4-34
NH TS100A/110A Cab/2&4wd (Cable)	02987224	11.00-16	14.9-24	18.4-34
NH T6030/6050/6070 Cab/4wd (Built Before May 2010 / Joystick)	02987104	11.00-16	14.9-24	18.4-34
NH T6030/6050/6070 Cab/4wd (Built Before May 2010 / Cable)	02987100	11.00-16	14.9-24	18.4-34
NH T6030/6050/6070 Cab/4wd (Built After May 2010 / Joystick)	02991283	11.00-16	14.9-24	18.4-34
NH T6030/6050/6070 Cab/4wd (Built After May 2010 / Cable)	02991282	11.00-16	14.9-24	18.4-34

OTHER SPECIFICATIONS

- (1) Always use the maximum tire size for favorable ground clearance.
- (2) Tractors should not be ordered with armrest-integrated controls.
- (3) Tractors must be equipped with flanged rear rims unless otherwise noted.
- (4) Right handrail removal may be necessary for boom transport clearance.
- (5) John Deere tractors must include a standard through-hood exhaust.
- (6) Case-New Holland mount kits include an exhaust relocation feature.

ALAMO INDUSTRIAL

(800) 882-5762

Prices Effective February 15, 2013

Rev021513

AXTREME2 BOOM

22', 25' Mount Kit Options

F.O.B. Seguin, TX

Note: 25" Axtreme units are to be mounted on 4WD model tractors only

TRACTOR DESCRIPTION	MOUNT KIT	MAXIMUM TIRE SIZE		
		2WD Front	4WD Front	Rear
Case IH				
Case-IH MXU100/110 Cab/2&4wd (Joystick)	02987226	11.00-16	14.9-24	18.4-34
Case-IH MXU100/110 Cab/2&4wd (Cable)	02987227	11.00-16	14.9-24	18.4-34
Case-IH MXU115/125/130/135 Cab/2&4wd (Joystick)	02987232	11.00-16	14.9-24	18.4-34
Case-IH MXU115/125/130/135 Cab/2&4wd (Cable)	02987235	11.00-16	14.9-24	18.4-34
Case-IH Maxxum 110/110 Pro/120 Pro/130 Pro Cab 2/4wd (Joystick) 2010-2012	02991281	11.00-16	14.9-24	18.4-34
Case-IH Maxxum 110/110 Pro/120 Pro/130 Pro Cab 2/4wd (Cable) 2010-2012	02991280	11.00-16	14.9-24	18.4-34
Case-IH Maxxum 110/110 Pro/120 Pro/130 Pro Cab/2&4wd (Joystick)	02987094	11.00-16	14.9-24	18.4-34
Case-IH Maxxum 110/110 Pro/120 Pro/130 Pro Cab/2&4wd (Cable)	02987098	11.00-16	14.9-24	18.4-34
Case-IH Maxxum 115/125/125 Pro/140 Pro Cab/2&4wd (Joystick)	02987107	11.00-16	14.9-24	18.4-34
Case-IH Maxxum 115/125/125 Pro/140 Pro Cab/4wd w/Repl. Fuel Tank (Joystick)	02990277	N/A	14.9-28	18.4-38
Case-IH Maxxum 115/125/125 Pro/140 Pro Cab/2&4wd (Cable)	02987106	11.00-16	14.9-24	18.4-34
Challenger				
Challenger MT445B/455B/465B Cab/2&4wd (Tier III Engine Only)	02990890	11.00-16	14.9-24	18.4-34
John Deere				
JD 6230/6330/6430 "Mid-Spec" Cab/2&4wd (Joystick)	02987070	10.00-16	13.6-24	18.4-34
JD 6230/6330/6430 "Mid-Spec" Cab/2&4wd (Cable)	02987069	10.00-16	13.6-24	18.4-34
JD 6230/6330/6430 "Premium" Cab/2&4wd (Joystick)	02987068	10.00-16	13.6-24	18.4-34
JD 6230/6330/6430 "Premium" Cab/2&4wd (Cable)	02987069	10.00-16	13.6-24	18.4-34
JD 6615/6715 Cab/2&4wd (Joystick)	02987195	11.00-16	13.6-24	18.4-34
JD 6615/6715 Cab/2&4wd (Cable)	02987198	11.00-16	13.6-24	18.4-34
JD 7220/7320 Cab/2&4wd (Joystick/38" Rack & Pinion Axle)	02991349	11.00-16	13.6-28	18.4-34
JD 7220/7320 Cab/2&4wd (Cable/38" Rack & Pinion Axle)	02990131	11.00-16	13.6-28	18.4-34
JD 7130/7230 "Mid-Spec" Cab/2&4wd (4 or 6 Cyl'd / 55 gal. Fuel Tank / Joystick)	02987072	11.00-16	13.6-28	18.4-38
JD 7130/7230 "Premium" Cab/2&4wd (6 Cyl'd / 55 gal. Fuel Tank / Flanged Rear Whl / Built Before Nov. 1, 2010 / Joystick)	02987076	11.00-16	14.9-28	18.4-38
Massey Ferguson				
MF 5460 Cab/2&4wd (Joystick)	02987211	11.00-16	14.9-24	18.4-34
MF 5460 Cab/2&4wd (Cable)	02987210	11.00-16	14.9-24	18.4-34
MF 5465 Cab/2&4wd (Tier II Engine Only / Joystick)	02987215	11.00-16	14.9-24	18.4-34
New Holland				
NH 5610S/6610S ROPS/2&4wd (Cable)	02989073	10.00-16	14.9-24	18.4-34
NH TS100A/110A Cab/2&4wd (Joystick)	02987226	11.00-16	14.9-24	18.4-34
NH TS100A/110A Cab/2&4wd (Cable)	02987227	11.00-16	14.9-24	18.4-34
NH TS115A/125A/130A/135A Cab/2&4wd (Joystick)	02987232	11.00-16	14.9-24	18.4-34
NH TS115A/125A/130A/135A Cab/2&4wd (Cable)	02987235	11.00-16	14.9-24	18.4-34
NH T6010/6020/6040/6060 Cab/2&4wd (Built Before May 2010 / Joystick)	02987094	11.00-16	14.9-24	18.4-34
NH T6010/6020/6040/6060 Cab/2&4wd (Built Before May 2010 / Cable)	02987098	11.00-16	14.9-24	18.4-34
NH T6010/6020/6040/6060 Cab/2&4wd (Built After May 2010 / Joystick)	02991281	11.00-16	14.9-24	18.4-34
NH T6010/6020/6040/6060 Cab/2&4wd (Built After May 2010 / Cable)	02991280	11.00-16	14.9-24	18.4-34
NH T6030/6050/6070 Cab/2&4wd (Built Before May 2010 / Joystick)	02987107	11.00-16	14.9-24	18.4-34
NH T6030/6050/6070 Cab/2&4wd (Built Before May 2010 / Cable)	02987106	11.00-16	14.9-24	18.4-34
NH T6030/6050/6070 Cab/4wd w/Repl. Fuel Tank (Built Before May 2010 / Joystick)	02990277	N/A	14.9-28	18.4-38
NH T6030/6050/6070 Cab/2&4wd (Built After May 2010 / Joystick)	02991285	11.00-16	14.9-24	18.4-34
NH T6030/6050/6070 Cab/2&4wd (Built After May 2010 / Cable)	02991284	11.00-16	14.9-24	18.4-34
NH T6030/6050/6070 Cab/4wd w/Repl. Fuel Tank (Built After May 2010 / Joystick)	02991286	N/A	14.9-28	18.4-38
NH TS6020/6030 ROPS/2&4wd (Joystick)	02990973	10.00-16	14.9-24	18.4-34

OTHER SPECIFICATIONS

- (1) Always use the maximum tire size for favorable ground clearance.
- (2) Tractors should not be ordered with armrest-integrated controls.
- (3) Tractors must be equipped with flanged rear rims unless otherwise noted.
- (4) Right handrail removal may be necessary for boom transport clearance.
- (5) John Deere tractors must include a standard through-hood exhaust.
- (6) Case-New Holland mount kits include an exhaust relocation feature.

ALAMO INDUSTRIAL

(800) 882-5762

Prices Effective February 15, 2013

Rev021513

AXTREME2 BOOM

28' Mount Kit Options

F.O.B. Seguin, TX

Note: 28' Axtreme units are to be mounted on 4WD model tractors only

TRACTOR DESCRIPTION	MOUNT KIT	MAXIMUM TIRE SIZE		
		2WD Front	4WD Front	Rear
Case IH				
Case-IH MXU100/110 Cab/4wd (Joystick)	02986063	N/A	14.9-24	18.4-34
Case-IH MXU100/110 Cab/4wd (Cable)	02986072	N/A	14.9-24	18.4-34
Case-IH MXU115/125/130/135 Cab/4wd (Joystick)	02986317	N/A	14.9-24	18.4-34
Case-IH MXU115/125/130/135 Cab/4wd (Cable)	02989085	N/A	14.9-24	18.4-34
Case-IH Maxxum 110/110 Pro/120 Pro/130 Pro ROPS/4wd (Cable)	02990450	N/A	14.9-24	18.4-34
Case-IH Maxxum 115/125/125 Pro/140 Pro Cab/4wd (Cable)	02990392	N/A	14.9-24	18.4-34
Case-IH Maxxum 115/125/125 Pro/140 Pro Cab/4wd w/Repl. Fuel Tank (Cable)	02990473	N/A	14.9-28	18.4-38
Case-IH Maxxum 115/125/125 Pro/140 Pro ROPS/4wd (Cable)	02989480	N/A	14.9-24	18.4-34
John Deere				
JD 6230/6330/6430 "Mid-Spec" Cab/2&4wd (Joystick)	02989733	N/A	13.6-24	18.4-34
JD 6230/6330/6430 "Mid-Spec" Cab/2&4wd (Cable)	02990112	N/A	13.6-24	18.4-34
JD 7130 "Mid-Spec" Cab/4wd (4 Cyl)- Cable Control	02991631	N/A	13.6-28	18.4-38
JD 7220/7320 Cab/2&4 (Joystick/34" Flanged Rear Whl)	02989265	N/A	13.6-28	18.4-34
JD 7220/7320 Cab/2&4 (Cable w/34" Flanged Rear Whl)	02989263	N/A	13.6-28	18.4-34
JD 7130/7230 "Mid-Spec" Cab/4wd (6 Cyld / 55 gal. Fuel Tank / Joystick)	02988263	N/A	13.6-28	18.4-38
JD 7130/7230 "Prem" Cab/4wd (6 Cyld / 55 gal. Fuel Tank / Flanged Rear Whl / Built Before Nov. 1, 2010 / Joystick)	02986776	N/A	14.9-28	18.4-38
JD 7130/7230 "Prem" Cab/4wd (6 Cyld / 55 gal. Fuel Tank / Flanged Rear Whl / Built Before Nov. 1, 2010 / Cable)	02986773	N/A	14.9-28	18.4-38
Massey Ferguson				
MF 5465/5475 Cab/4wd (Tier III Perkins Engine Only / Cable)	02990214	N/A	14.9-28	18.4-38
New Holland				
NH TS100A/110A Cab/4wd (Joystick)	02986063	N/A	14.9-24	18.4-34
NH TS100A/110A Cab/4wd (Cable)	02986072	N/A	14.9-24	18.4-34
NH TS115A/125A/130A/135A Cab/4wd (Joystick)	02986317	N/A	14.9-24	18.4-34
NH TS115A/125A/130A/135A Cab/4wd (Cable)	02989085	N/A	14.9-24	18.4-34
NH T6010/6020 "Delta" ROPS/4wd (Cable)	02990450	N/A	14.9-24	18.4-34
NH T6030/6050/6070 Cab/4wd (Built Before May 2010 / Cable)	02990392	N/A	14.9-24	18.4-34
NH T6030/6050/6070 Cab/4wd w/Repl. Fuel Tank (Built Before May 2010 / Cable)	02990473	N/A	14.9-28	18.4-38
NH T6030/6050/6070 Cab/4wd w/Repl. Fuel Tank (Built After May 2010 / Joystick)	02991351	N/A	14.9-28	18.4-38
NH T6030/6050/6070 Cab/4wd w/Repl. Fuel Tank (Built After May 2010 / Cable)	02991287	N/A	14.9-28	18.4-38
NH T6030/6050 ROPS/4wd (Cable)	02989480	N/A	14.9-24	18.4-34
NH TS6020/6030 ROPS/4wd (Cable)	02990478	N/A	14.9-24	18.4-34

OTHER SPECIFICATIONS

- (1) Always use the maximum tire size for favorable ground clearance.
- (2) Tractors should not be ordered with armrest-integrated controls.
- (3) Tractors must be equipped with flanged rear rims unless otherwise noted.
- (4) Right handrail removal may be necessary for boom transport clearance.
- (5) John Deere tractors must include a standard through-hood exhaust.
- (6) Case-New Holland mount kits include an exhaust relocation feature.

ALAMO INDUSTRIAL

Prices Effective February 15, 2013

(800) 882-5762

Rev021513

MACHETE2 BOOM

18', 22', 25' Articulated Models

F.O.B. Seguin, TX

STANDARD SPECIFICATIONS

- ◆ 4" X 4" Square Tubular Frame
- ◆ Features a 2 1/2" greaseable "king post" style turning arm.
- ◆ Main pivots points utilize 2" pins with greaseable, hardened steel bushings.
- ◆ Self contained hydraulic system.
- ◆ 20 gal Front-Mounted Reservoir/35 gal Total System Volume
- ◆ Motor Circuit: Piston Pump Rated @ 25 gpm (43.8 hp) & 3,000 psi @ 2,200 rpm.
Charge Pump Rated @ 8 gpm (1.4 hp) & 300 psi @ 2,200 rpm.
- ◆ Control Circuit: Piston Pump Rated @ 18 gpm (31.5 hp) & 3,000 psi @ 2,200 rpm.
- ◆ Inner Boom Arm 6"x6"x1/4" Alloy Steel Tubing
- ◆ Outer Boom Arm 5"x5"x1/4" Alloy Steel Tubing
- ◆ 120° Horizontal Boom Swing
- ◆ Boom Reach: Up-18' 7", Out-18', Down-5' 1".
- ◆ Mount Kit, Wheel Weight, and Polycarbonate Window Included in Base Price
- ◆ Tractor Req: Min of 8,500 lbs and 90 eng. hp. Min 90" Wheelbase and 18" Ground Clearance

HEAD SPECIFICATIONS

- ◆ 58" Cutting Diameter
- ◆ Alloy Deck Material with Double Wall Side Skirt
- ◆ 4-1/2"x9" Heat-Treated Alloy Spindle
- ◆ 205 HP Direct-Coupled Piston Motor
- ◆ Stacked Three-Leaf, Alloy Steel Blade Bar
- ◆ 5/8" x 5" Double -Edged, Tempered Steel Blades, 360° Swing
- ◆ Standard (1) year limited parts and labor warranty.

PRODUCT ORDER CODE	DESCRIPTION	APPRX. WEIGHT		LIST PRICE
Base Unit (One Choice Required)				
04861801	18' Machete II Boom- 4wd (Joystick Control)			39,827
04861800	18' Machete II Boom- 2wd (Joystick Control)			39,827
04862201	22' Machete II Boom- 4wd (Joystick Control)			40,958
04862200	22' Machete II Boom- 2wd (Joystick Control)			40,958
04862501	25' Machete II Boom- 4wd (Joystick Control)			42,966
04862500	25' Machete II Boom- 2wd (Joystick Control)			42,966
MOWER HEAD (One Choice Required)				
02986191	60" Rotary w/Ctr Hyd Door, Blade Bar & Head Swivel	1,080		16,463
02986205	60" Rotary w/Ctr Hyd Door, Blade Bar (No Head Swivel)	1,026		15,118
02986197	50" Rotary w/Ctr Hyd Door, Blade Bar & Head Swivel			16,117
02986704	50" Rotary w/Ctr Hyd Door, Blade Bar (No Head Swivel)			14,292
02986198	50" Rotary w/Ctr Hyd Door, Blade Pan & Head Swivel			15,295
02986703	50" Rotary w/Ctr Hyd Door, Blade Pan (No Head Swivel)			13,470
02986262	48" Flail-Axe w/Head Swivel			15,539
02986254	48" Flail-Axe (No Head Swivel)			13,715
02989697	48" Flail-Axe, SHD Cuttershaft (4 oz Knives, No Head Swivel)			15,086
02986263	60" HD Grass Flail w/Head Swivel			16,218
02988186	60" HD Grass Flail (No Head Swivel)	870		14,394
02988159	5' Timber Cat Sickle Bar	682		11,688
02988158	7' Timber Cat Sickle Bar	770		12,695
02986245	90" Buzzbar (4 Blade)	1098		14,586
02986237	69" Buzzbar (3 Blade)	705		13,776
02986236	48" Buzzbar (2 Blade)	550		11,046
02988100	Ditcher Head (Hitch Post Mounted)			12,807

ALAMO INDUSTRIAL

(800) 882-5762

Prices Effective February 15, 2013

Rev021513

MACHETE2 BOOM

18', 22', 25' Articulated Models

F.O.B. Seguin, TX

PRODUCT ORDER CODE	DESCRIPTION	APPRX. WEIGHT		LIST PRICE
OPTIONS				
02986941A	Additional Operators and Parts Manuals			54
02989463	Quick Hitch Kit*			3,553
02989464	Hydraulic Kit for Quick Hitch Head**			471
02975647M	Flail-Axe Jack Stand Kit*** (02975647)			307
02984400	HD Grass Flail Jack Stand Kit***			301
02982002	Mounting Labor & Oil			6,603
02791800	Special Mower Paint			1,243
02968967	Special Tractor Paint			5,537
00889899MC	Additional 12 Month Warranty (00889899)			4,014

* Includes all components to convert boom and (1) head to Quick Hitch

** Required to convert additional heads to Quick Hitch

*** Required to level Flail Heads for Quick Hitch

ALAMO INDUSTRIAL

(800) 882-5762

Prices Effective February 15, 2013

Rev021513

MACHETE2 BOOM

18', 22' 25' Mount Kit Options

F.O.B. Seguin, TX

Note: 25" Machete units are to be mounted on 4WD model tractors only

TRACTOR DESCRIPTION	MOUNT KIT	MAXIMUM TIRE SIZE		
		2WD Front	4WD Front	Rear
Case IH				
Case-IH Maxxum 110/110 Pro/120 Pro/130 Pro Cab/4wd	02987861	N/A	14.9-24	18.4-34
Case-IH Maxxum 115/125/125 Pro/140 Pro Cab/2wd	02988161	11.00-16	N/A	18.4-34
Case-IH Maxxum 115/125/125 Pro/140 Pro Cab/4wd	02988204	N/A	14.9-24	18.4-34
Case-IH Puma 165/180/195/210 Cab/4wd (Frt Axle Stabilizer Not Incl.)	02990699	N/A	16.9R30	20.8R42
Challenger				
Challenger MT445B/455B/465B Cab/4wd (Tier III Engine Only)	02989771	N/A	14.9-24	18.4-34
Challenger MT475B Cab/4wd (Tier III)	02989824	N/A	14.9-28	18.4-38
John Deere				
JD 6110/6210/6310/6405/6410 ROPS/4wd	02989188	N/A	12.4-24	18.4-30
JD 6110/6210/6310/6405/6410 Cab/2&4wd (Frt Axle Stabilizer Not Incl.)	02990683	10.00-16	12.4-24	18.4-30
JD 6215/6415 Cab/2wd	02990190	10.00-16	N/A	18.4-30
JD 6220/6320/6420 (Tier II) Cab/2wd	02990190	10.00-16	N/A	18.4-30
JD 6230/6330/6430 "Mid-Spec" Cab/2wd	02988521	10.00-16	N/A	18.4-34
JD 6230/6330/6430 "Mid-Spec" Cab/4wd	02987774	N/A	13.6-24	18.4-34
JD 6230/6330/6430 "Premium" Cab/4wd	02987901	N/A	13.6-24	18.4-34
JD 7130/7230 "Mid-Spec" Cab/2wd (Frt Axle Stabilizer Not Incl.)	02989869	11.00-16		18.4-38
JD 7130/7230 "Mid-Spec" Cab/4wd	02987751	N/A	13.6-28	18.4-38
JD 7130/7230 "Prem" Cab/4wd (6 cyld / 55 gal. fuel tank / Flanged Rear Whl / Built Before Nov. 1, 2010)	02989132	N/A	14.9-28	18.4-38
JD 7130/7230/7330 "Prem" Cab/4wd (4 & 6 cyld / 66 gal. fuel tank / Rack & Pinion Rear Whl / Built After Nov. 1, 2010)	02991260		14.9-28	18.4-38
JD 7410 "Mid-Spec" Cab/2wd	02991666	11.00-16	N/A	18.4-38
Massey Ferguson				
MF 5465/5475 Cab/4wd (Tier III Perkins Engine Only)	02988043	N/A	14.9-24	18.4-34
McCormick				
McCormick MC105 Cab/4wd	02991916	N/A	14.9-24	18.4-34
New Holland				
NH TS100 Cab/4wd	02990453	N/A	14.9-24	18.4-34
NH TS100 Cab/2wd (Frt Axle Stabilizer Not Incl.)	02988372	10.00-16	N/A	18.4-30
NH T6020/6040/6060 Cab/4wd (Built Before May 2010)	02987861	N/A	14.9-24	18.4-34
NH T6020/6040/6060 Cab/4wd (Built After May 2010)	02991288	N/A	14.9-24	18.4-34
NH T6030/6050/6070/6080 Cab/2wd (Built Before May 2010)	02988161	11.00-16	N/A	18.4-34
NH T6030/6050/6070/6080 Cab/2wd (Built After May 2010)	02991289	11.00-16	N/A	18.4-34
NH T6030/6050/6070/6080 Cab/4wd (Built Before May 2010)	02988204	N/A	14.9-24	18.4-34
NH T6030/6050/6070/6080 Cab/4wd (Built After May 2010)	02991290	N/A	14.9-24	18.4-34
NH TS6.110/TS6.115/TS6.120 2012-2013 Cab/4wd (Joystick Control)	TBD	N/A	14.9-24	18.4-34
NH TS6.125/TS6.140 2012-2013 Cab/4wd (Joystick Control)	02992506	N/A	14.9-24	18.4-34

OTHER SPECIFICATIONS

- (1) Always use the maximum tire size for favorable ground clearance.
- (2) Tractors should not be ordered with armrest-integrated controls.
- (3) Tractors must be equipped with flanged rear rims unless otherwise noted.
- (4) Right handrail removal may be necessary for boom transport clearance.
- (5) John Deere tractors must include a standard through-hood exhaust.
- (6) John Deere 7030 series fuel tanks must not exceed 66 gal.
- (7) Case-New Holland mount kits include an exhaust relocation feature.

ALAMO INDUSTRIAL

(800) 882-5762

Prices Effective February 15, 2013

Rev021513

MACHETE FRONT-MOUNT BOOM

21' & 24' Articulated Models

F.O.B. Seguin, TX

STANDARD SPECIFICATIONS

- ♦ Mounting Rail Frame is Full-Length, 4"x 4"x 5/16" Steel Tubing
- ♦ 4"x 4"x 5/16" Steel Tube Mainframe with 4"x 6" x 3/16" Main Structure
- ♦ 22-Gallon Hydraulic Reservoir Tank is Mounted Within the Interior of the Frame
- ♦ Hydraulic Oil Filter is a 10 Micron Filter with an ISO Cleanliness Code of 18/13 and a Full Flow of 35 GMP
- ♦ Inner Boom Arm 6"x 6" x 1/4" Steel Tubing
- ♦ Outer Boom Arm 5"x 5"x 1/4" Steel Tubing
- ♦ 125° Boom Swing
- ♦ Boom Reach- 21' Machete With 60" Rotary Up-21'7", Out-21'3", Down-12'10"
- ♦ Boom Reach- 24' Machete With 60" Rotary Up-24'4", Out-24', Down-15'7"
- ♦ Complete Construction of T1 Steel Available
- ♦ Piston Pump Rated @ 46 GPM @ 3600 RPM and 5000 PSI
- ♦ Front Pump is Idle During Transportation
- ♦ The Pump Assembly is Driven by the PTO Shaft
- ♦ Single Electronic Controls Five Functions
- ♦ Low Shock Start Up and Six Second Shutdown
- ♦ Boom Rest is Mounted to the Mower Frame
- ♦ Standard (1) year limited parts and labor warranty.

PRODUCT ORDER CODE	DESCRIPTION	APPRX. WEIGHT		LIST PRICE
21' & 24' MACHETE BOOM FRONT-MOUNT FOR TV140 BASE UNITS				
<i>(One Choice Required)</i>				
04210010	21' Machete Boom Front-Mount for NH TV140	6,200		38,198
04240010	24' Machete Boom Front-Mount for NH TV140	6,300		40,572
04210011	21' Machete Boom Front-Mount, T1 Steel, for NH TV140	6,300		40,047
04240011	24' Machete Boom Front-Mount, T1 Steel, for NH TV140	6,400		42,587
MOWER HEAD (One Choice Required)				
02968858	Rotary, 60" Machete (Blade Bar)	919		15,118
02970300	Flail, 48" Flail-Axe Piston Brush Cutter	770		13,714
02972460	Flail, 60" Grass Cutter	870		14,394
02972149	5' Timber Cat Sickle Bar	440		11,688
02972150	7' Timber Cat Sickle Bar	520		12,695
02973313	Ditcher-Forward Rotation Only	600		12,807
02974203	90" (4 Blade) BuzzBar Tree Cutter	1,098		16,387
02979249	69" (3 Blade) BuzzBar Tree Cutter	705		13,776
02979265	48" (2 Blade) Buzzbar Tree Cutter	550		11,046
OPTIONS				
02968915	Additional Operators and Parts Manuals			54
02975614	Quick Hitch Kit*			3,851
02975615	Hydraulic Kit for Quick Hitch Head**			511
02975647M	Flail-Axe Jack Stand Kit*** (02975647)			307
02973181	Accumulator Kit - Machete	10		1,581
02979478	Mounting Labor & Oil			6,344
02791800	Special Mower Paint			1,243
00889899MF	Additional 12 Month Warranty (00889899)			4,014

Note: Tractor must include factory installed loader mounting brackets.

* Includes all components to convert boom and (1) head to Quick Hitch

** Required to convert additional heads to Quick Hitch

*** Required to level Flail-Axe for Quick Hitch

ALAMO INDUSTRIAL

(800) 882-5762

Prices Effective February 15, 2013

Rev021513

MAVERICK BOOM

24', 30' Articulated Models

F.O.B. Seguin, TX

STANDARD SPECIFICATIONS

- ◆ Bolt-On Undermount with Front and Rear Attached Rails
- ◆ Boom Features Dipper, Lift, and Telescopic Sections w/ Axle-Mounted Boom Rest
- ◆ Standard Boom Structure Made from Alloy Steel, Designed Box Section
- ◆ Main Pivot Features 2' Chrome Pins with Greaseable, Hardened Steel Bushings
- ◆ Hydraulic Pivot is Featured on Head for Maneuverability.
- ◆ Front Axle Mounted Cylinder for Automatic Self-stabilization of Unit
- ◆ Self Contained Front Mounted Hydraulic System with CAN Based Data Acquisition
- ◆ Self-Cleaning, Thermostatically Controlled Oil-to-Air Cooler
- ◆ Ability to Mow Horizontally Within 6" of Rear Tire
- ◆ Boom Reach: **24' Models=** Up-21'10", Out-24', Down-14'8" **30' Models=** Up-27'10", Out-30', Down-19'3"
- ◆ Exclusive Slewing Ring Bearing is Utilized for Boom Maneuverability and 180° Horizontal Boom Swing
- ◆ Joystick, Mount Kit, All Wheel Weight, Polycarbonate Window Included in Base Price
- ◆ Tractor Req: Min of 8,500 lbs and 90 HP. Min 90" Wheelbase and 18" Ground Clearance

HEAD SPECIFICATIONS

- ◆ 58" Cutting Diameter
- ◆ Alloy Deck Material with Double Wall Side Skirt
- ◆ 4-1/2"x9" Heat-Treated Alloy Spindle
- ◆ 199 HP Motor Direct-Coupled
- ◆ 2-1/2" x 5" Stacked Three-Leaf Blade Bar, T1 Steel
- ◆ 5/8" x 5" High-Carbon Alloy Steel Blade, 360° Swing
- ◆ Standard (1) year limited parts and labor warranty.

PRODUCT ORDER CODE	DESCRIPTION	APPRX. WEIGHT		LIST PRICE
Maverick Base Unit (One Choice Required)				
04802400	24' Maverick w/ Telescoping Boom (Joystick Control)	6000		54,052
04803024	30' Maverick w/ Telescoping Boom (Joystick Control)	7500		58,830
Mower Heads (One Choice Required)				
02981782	60" Rotary w/Ctr Hyd Door, Blade Bar & Head Swivel	919		16,942
02983590	60" Rotary w/Ctr Hyd Door, Blade Bar (No Head Swivel)			15,118
02981783	50" Rotary w/Ctr Hyd Door, Blade Bar & Head Swivel			16,117
02984823	50" Rotary w/Ctr Hyd Door, Blade Pan & Head Swivel			15,295
02983554	48" Flail-Axe (No Head Swivel)	770		13,714
02984371	48" Flail-Axe w/Head Swivel			15,539
02983586	48" Flail-Axe, SHD Cuttershaft (3 oz Knives)			15,086
02983560	Bomford 60" HD Grass Flail (No Head Swivel)	870		14,394
02985449	Bomford 60" HD Grass Flail w/Head Swivel			16,218
02983548	5' Timber Cat Sickle Bar	440		11,688
02983549	7' Timber Cat Sickle Bar	520		12,695
02983557	48" (2 Blade) Buzzbar Tree Cutter	550		11,046
02983556	69" (3 Blade) BuzzBar Tree Cutter	705		13,776
Note: Heads Below Are For Use On 24' Booms Only				
02983555	90" (4 Blade) Buzzbar Tree Cutter	1098		16,467
02982531	Ditcher Head (Hitch Post Mounted)			12,807

ALAMO INDUSTRIAL

Prices Effective February 15, 2013

(800) 882-5762

Rev021513

MAVERICK BOOM

24', 30' Articulated Models

F.O.B. Seguin, TX

PRODUCT ORDER CODE	DESCRIPTION	APPRX. WEIGHT		LIST PRICE
Options				
02981992A	Additional Operators and Parts Manuals			54
02989463	Quick Hitch Kit*			3,553
02989464	Hydraulic Kit for Quick Hitch Head**			471
02990399	Ditcher Stand Kit ***			680
02975647M	Flail-Axe Jack Stand Kit*** (02975647)			307
02984400	HD Grass Flail Jack Stand Kit***			301
02984407	JD6615/6715/7220/7320/7130/7230 Oil Cooler Brush Guard			602
02982002	Mounting Labor & Oil			6,603
02791800MV	Special Mower Paint (02791800)			1,274
02968967	Special Tractor Paint			5,537
00889899MV	Additional 12 Month Warranty (00889899)			4,014

* Includes all components to convert boom and (1) head to Quick Hitch

** Required to convert additional heads to Quick Hitch

*** Required to level heads for Quick Hitch

ALAMO INDUSTRIAL

Prices Effective February 15, 2013

(800) 882-5762

Rev021513

MAVERICK BOOM

24' Mount Kit Options

F.O.B. Seguin, TX

TRACTOR DESCRIPTION	MOUNT KIT	MAXIMUM TIRE SIZE	
		FRONT	REAR
Case IH			
Case-IH MXU100/110 Cab/4wd (24' Models Only)	02982358	14.9-24	18.4-34
Case-IH MXU115/125/130/135 Cab/4wd	02982341	14.9-24	18.4-34
Case-IH Maxxum 110/110 Pro/120 Pro/130 Pro (24' Models Only)	02986046	14.9-24	18.4-34
Case-IH Maxxum 115/125/125 Pro/140 Pro	02986049	14.9-24	18.4-34
Challenger			
Challenger MT445B/455B/465B Cab/4wd (Tier III Engine Only)	02990779	14.9-24	18.4-34
John Deere			
JD 6215/6415 Cab/4wd	02982548	13.6-24	18.4-34
JD 6220/6320/6420 (Tier II) Cab/4wd	02982577	13.6-24	18.4-34
JD 6230/6330/6430 "Mid Spec" Cab/4wd	02986011	13.6-24	18.4-34
JD 6230/6330/6430 Premium Cab/4wd w/ Panoramic Door	02991611	13.6-24	18.4-34
JD 6615/6715 Cab/4wd	02982450	13.6-24	18.4-34
JD 7210/7410/7510 Cab/4wd	02985971	13.6-28	18.4-34
JD 7220/7320 Cab/4wd (34" Flanged Rear Whl)	02983364	13.6-28	18.4-34
JD 7220/7320 Cab/4wd (38" Flanged Rear Whl)	02985173	14.9-28	18.4-38
JD 7220/7320 Cab/4wd (38" Rack & Pinion Whl)	02983920	14.9-28	18.4-38
JD 7130/7230 "Mid" Cab/4wd (4 or 6 cyld / 55 gal. fuel tank)	02987697	13.6-28	18.4-38
JD 7130/7230 "Prem" Cab/4wd (6 cyld / 55 gal. fuel tank / Flanged Rear Whl / Built Before Nov. 1, 2010)	02986620	14.9-28	18.4-38
JD 7130/7230 "Prem" Cab/4wd (6 cyld / 55 gal. fuel tank / Rack & Pinion Rear Whl / Built Before Nov. 1, 2010)	02990148	14.9-28	18.4-38
JD 7130/7230 "Prem" Cab/4wd (6 cyld IVT / 55 gal. fuel tank / Flanged Rear Whl / Built Before Nov. 1, 2010)	02986829	14.9-28	18.4-38
Massey Ferguson			
MF 5460 Cab/4wd (Tier II Engine Only)	02988138	14.9-24	18.4-34
MF 5465 Cab/4wd (Tier II Engine Only)	02983605	14.9-24	18.4-34
MF 5465/5475 Cab/4wd (Tier III Perkins Engine Only)	02991112	14.9-28	18.4-38
MF 5465/5475 Cab/4wd (Tier III Sisu Engine Only)	02991353	14.9-28	18.4-38
New Holland			
NH TS100A/110A Cab/4wd (24' Models Only)	02982358	14.9-24	18.4-34
NH TS115A/125A/130A/135A Cab/4wd	02982341	14.9-24	18.4-34
NH T6010/6020/6040/6060 Cab/4wd (Built Before May 2010)	02986046	14.9-24	18.4-34
NH T6010/6020/6040/6060 Cab/4wd (Built After May 2010)	02991292	14.9-24	18.4-34
NH T6030/6050/6070 Cab/4wd (Built Before May 2010)	02986049	14.9-24	18.4-34
NH T6030/6050/6070 Cab/4wd (Built After May 2010)	02991293	14.9-24	18.4-34

OTHER SPECIFICATIONS

- (1) Always use the maximum tire size for favorable ground clearance.
- (2) Mount kits are designed for use with 4wd tractors only.
- (3) Tractors should not be ordered with armrest-integrated controls.
- (4) Tractors must be equipped with flanged rear rims unless otherwise noted.
- (5) The right handrail must be removed for boom transport clearance.
- (6) John Deere tractors must include a standard through-hood exhaust.
- (7) Case-New Holland mount kits include an exhaust relocation feature.

ALAMO INDUSTRIAL

(800) 882-5762

Prices Effective February 15, 2013

Rev021513

MAVERICK BOOM

30' Mount Kit Options

F.O.B. Seguin, TX

Note: 30' Maverick units are to be mounted on 4WD model tractors only

TRACTOR DESCRIPTION	MOUNT KIT	MAXIMUM TIRE SIZE	
		FRONT	REAR
Case IH			
Case-IH MXU115/125/130/135 Cab/4wd	02981892	14.9-24	18.4-34
Case-IH Maxxum 115/125/125 Pro/140 Pro	02986052	14.9-24	18.4-34
Challenger			
Challenger MT445/455/465B Cab/4wd (4 Cyl.-TIII Engine)	02991792	14.9-28	18.4-38
Challenger MT475B Cab/4wd (Tier III)	02989840	14.9-28	18.4-38
John Deere			
JD 6615/6715 Cab/4wd	02982395	13.6-24	18.4-34
JD 7210/7410/7510 Cab/4wd (34" Flanged Rear Rim)	02984191	13.6-28	18.4-34
JD 7220/7320 Cab/4wd (34" Flanged Rear Whl)	02983096	13.6-28	18.4-34
JD 7220/7320 Cab/4wd (38" Flanged Rear Whl)	02984772	14.9-28	18.4-38
JD 7220/7320 Cab/4wd (38" Rack & Pinion Whl)	02984684	14.9-28	18.4-38
JD 7130 "Mid" Cab/4wd (4 cyld / 55 gal. fuel tank)	02989932	13.6-28	18.4-38
JD 7130/7230 "Mid" Cab/4wd (6 cyld / 55 gal. fuel tank)	02986363	13.6-28	18.4-38
JD 7130/7230 Premium Cab/4wd w Panoramic Door (55 Gal Tank Only)	02991723	14.9-28	18.4-38
JD 7130/7230 "Prem" Cab/4wd (6 cyld / 55 gal. fuel tank / Flanged Rear Whl / Built Before Nov. 1, 2010)	02986617	14.9-28	18.4-38
Massey Ferguson			
MF 5465 Cab/4wd (Tier II Engine Only)	02984419	14.9-24	18.4-34
MF 5465/5475 Cab/4wd (Tier III Perkins Engine Only)	02988639	14.9-28	18.4-38
MF 5465/5475 Cab/4wd (Tier III Sisu Engine Only)	02991559	14.9-28	18.4-38
New Holland			
NH TS115A/125A/130A/135A Cab/4wd	02981892	14.9-24	18.4-34
NH T6030/6050/6070 Cab/4wd (Built Before May 2010)	02986052	14.9-24	18.4-34
NH T6030/6050/6070 Cab/4wd w/ Command Armrest (Built before May 2010)	02987356	14.9-24	18.4-34
NH T6030/6050/6070 Cab/4wd (Built After May 2010)	02991294	14.9-24	18.4-34
NH T6030/6050/6070 Cab/4wd w/ Command Armrest (Built after May 2010)	02991295	14.9-24	18.4-34

OTHER SPECIFICATIONS

- (1) Always use the maximum tire size for favorable ground clearance.
- (2) Mount kits are designed for use with 4wd tractors only.
- (3) Tractors should not be ordered with armrest-integrated controls.
- (4) Tractors must be equipped with flanged rear rims unless otherwise noted.
- (5) The right handrail must be removed for boom transport clearance.
- (6) John Deere tractors must include a standard through-hood exhaust.
- (7) Case-New Holland mount kits include an exhaust relocation feature.

ALAMO INDUSTRIAL

(800) 882-5762

Prices Effective February 15, 2013

Rev021513

REAR MOUNT BOOM

17', 20', 23' Articulated Models

F.O.B. Seguin, TX

STANDARD SPECIFICATIONS

- ♦ Welded Steel Plate Frame Mounted to the Rear Axle and Three-Point Hitch
- ♦ 60-Gallon Hydraulic Reservoir with 12 Micron Filtration
- ♦ 4" King Post with 3" Tapered Roller Bearings
- ♦ Inner Boom Arm 6"x 6" x 1/4" Steel Tubing
- ♦ Outer Boom Arm 5"x 5" x 1/4" Steel Tubing
- ♦ 120° Horizontal Boom Swing
- ♦ Boom Reaches:
 - 17: Up-19'6", Out- 18'9", Down- 8'9"
 - 20: Up-20'3", Out- 21', Down- 12'11"
 - 23: Up-22'10", Out- 22'4", Down- 15'6"
- ♦ Stacked Hydraulic Pump @ 51 GPM @ 2500 PSI
- ♦ 4-Spool, Open Center, Tapered Positive Metering Valve
- ♦ Safety Cage (ROPS Units ONLY)
- ♦ Tractor Req: Min. 5,000 lbs. with 65 HP rating
- ♦ Mount Kit & Polycarbonate Window Included in Base Price
- ♦ Front End Weight to be Supplied by the End User.

HEAD SPECIFICATIONS

- ♦ 60" Boom-Axe Head
- ♦ 10-Gauge Top Deck with 1/4" Side Skirts
- ♦ Full Length Replaceable Skid Shoes
- ♦ 4-1/2"x 9" Heat-Treated Alloy Spindle
- ♦ 101 HP Motor Direct-Coupled
- ♦ 2-1/2"x 5" Stacked Three-Leaf Blade Bar, T1 Steel
- ♦ 5/8"x 5" High-Alloy Steel Blade, 360° Swing
- ♦ Front & Rear Safety Deflectors & Gate
- ♦ Standard (1) year limited parts and labor warranty.

PRODUCT ORDER CODE	DESCRIPTION	APPRX. WEIGHT		LIST PRICE
REAR MOUNT BASE UNIT (One Choice Required)				
04912217	17' Rear-Mount Boom Assembly	6000		29,246
04912218	20' Rear-Mount Boom Assembly	6100		31,174
04912219	23' Rear-Mount Boom Assembly	6200		32,565
MOWER HEAD (One Choice Required)				
02974676	60" Boom-Axe with Bar	820		10,689
02974680	50" Boom-Axe with Pan	810		10,963
02974681	50" Boom-Axe with Bar	750		10,436
02970299	48" Flail Axe	700		12,515
02963870	60" SHD Flail	760		11,608
02974204	90" Buzzbar Head	1098		16,467
02979250	69" Buzzbar Head	705		13,844
02979266	48" Buzzbar Head	550		11,099
02972145	5' Timbercat	440		12,280
02972146	7' Timbercat	520		13,077
MOUNT KIT (One Choice Required)				
RM-01	NH 5610,6610,7610,5640,6640,7740 (Includes 02963021, 00751562, 02963819, 02963501)			N/C
RM-02	NH 5640,6640,7740 with CAB (Includes 02965837, 00751562, 02963501)			N/C
RM-03	NH 5610, 6610, 7610 Series II with CAB (Includes 02962115, 00751562, 02963501)			N/C
RM-04	John Deere 6020/6030/7020/7030 Series Cab (Includes 02975041, 00765452, 02963501)			N/C
RM-05	Universal (Dealer Must Modify) (Includes 02964379, 00751565, 02963819, 02963501)			N/C
RM-06	Universal (Dealer Must Modify) (Includes 02964379, 00751565, 02963501, 02964333)			N/C

ALAMO INDUSTRIAL

(800) 882-5762

Prices Effective February 15, 2013

Rev021513

REAR MOUNT BOOM

17', 20', 23' Articulated Models

F.O.B. Seguin, TX

PRODUCT ORDER CODE	DESCRIPTION	APPRX. WEIGHT		LIST PRICE
OPTIONS				
02924700	Additional Operators and Parts Manuals			54
02976534	Quick Hitch Kit*			2,635
02976535	Hydraulic Kit for Quick Hitch Head**			468
02975647M	Flail-Axe Jack Stand Kit*** (02975647)			307
02959639	Caster Wheel Kit, Super Heavy Duty Flail	24		1,515
02972609	Wheel Weight Kit-500 lbs.	500		1,266
02971789	Wheel Weight Kit-1300 lbs.	1300		2,709
02976671	Additional 408 lbs. Kit for 1300 lbs. Wheel Weight	408		1,593
02976670	Additional 680 lbs. Kit for 1300 lbs. Wheel Weight	680		2,363
02963038	Mounting Labor & Oil			7,197
02791800	Special Mower Paint			1,243
02968967	Special Tractor Paint			5,537
00889899RW	Additional 12 Month Warranty (00889899)			4,014

* Includes all components to convert boom and (1) head to Quick Hitch

***Required to level Flail-Axe for Quick Hitch

*** Required to level Flail-Axe for Quick Hitch

ALAMO INDUSTRIAL

(800) 882-5762

Prices Effective February 15, 2013

Rev021513

SAMURAI BOOM

18', 22', 25' Articulated Models

F.O.B. Seguin, TX

STANDARD SPECIFICATIONS

- ◆ 4" X 4" Square Tubular Frame
- ◆ Features a 2 1/2" greaseable "king post" style turning arm.
- ◆ Main pivots points utilize 2' pins with greaseable, hardened steel bushings.
- ◆ Self contained hydraulic system w/integrated oil cooler.
- ◆ 20 gal Front-Mounted Reservoir/35 gal Total System Volume
- ◆ Motor Circuit: Gear Pump Rated @ 30 gpm (66.5 hp) & 3,800 psi @ 2,200 rpm.
- ◆ Control Circuit: Gear Pump Rated @ 12 gpm (21 hp) & 3,000 psi @ 2,200 rpm.
- ◆ Inner Boom Arm 6"x6"x1/4" Alloy Steel Tubing
- ◆ Outer Boom Arm 5"x5"x1/4" Alloy Steel Tubing
- ◆ 120° Horizontal Boom Swing
- ◆ Boom Reach: **18' Models**= Up-18' 7", Out-18', Down-5' 1" **22' Models**= Up-22' 7", Out-22', Down-9' 1" **25' Models**= Up-25' 7", Out-25', Down-12' 1".
- ◆ Mount Kit, Wheel Weight, and Polycarbonate Window Included in Base Price
- ◆ Tractor Req: Min of 8,500 lbs and 90 eng. hp. Min 90" Wheelbase and 18" Ground Clearance

HEAD SPECIFICATIONS

- ◆ 58" Cutting Diameter
- ◆ Alloy Deck Material with Double Wall Side Skirt
- ◆ 4-1/2"x9" Heat-Treated Alloy Spindle
- ◆ 152 HP Direct-Coupled Gear Motor
- ◆ Stacked Three-Leaf, Alloy Steel Blade Bar
- ◆ 5/8" x 5" Double -Edged, Tempered Steel Blades, 360° Swing
- ◆ Standard (1) year limited parts and labor warranty.

PRODUCT ORDER CODE	DESCRIPTION	APPRX. WEIGHT		LIST PRICE
Boom Base Unit (One Choice Required)				
04851802	18' Samurai Boom- 4wd (Joystick Control)			41,067
04851800	18' Samurai Boom- 2wd (Joystick Control)			41,067
04851801	18' Samurai Boom- 2wd (Cable Control)			34,519
04851803	18' Samurai Boom- 4wd (Cable Control)			34,519
04852202	22' Samurai Boom- 4wd (Joystick Control)			42,325
04852200	22' Samurai Boom- 2wd (Joystick Control)			42,325
04852203	22' Samurai Boom - 4wd (Cable Control)			35,777
04852201	22' Samurai Boom- 2wd (Cable Control)			35,777
04852502	25' Samurai Boom- 4wd (Joystick Control)			44,555
04852500	25' Samurai Boom- 2wd (Joystick Control)			44,555
04852503	25' Samurai Boom- 4wd (Cable Control)			38,007
04852501	25' Samurai Boom- 2wd (Cable Control)			38,007
Mower Head (One Choice Required)				
02986190SJ	60" Rotary w/Ctr Hyd Door, Blade Bar & Head Swivel (Joystick Control)	1115		14,690
02986190SC	60" Rotary w/Ctr Hyd Door, Blade Bar & Head Swivel (Cable Control)	1115		14,690
02986203	60" Rotary w/Ctr Hyd Door, Blade Bar (No Head Swivel)	1061		12,664
02986213SJ	50" Rotary w/Ctr Hyd Door, Blade Bar & Head Swivel (Joystick Control)			13,992
02986213SC	50" Rotary w/Ctr Hyd Door, Blade Bar & Head Swivel (Cable Control)			13,992
02986211	50" Rotary w/Ctr Hyd Door, Blade Bar (No Head Swivel)			11,966
02986212SJ	50" Rotary w/Ctr Hyd Door, Blade Pan & Head Swivel (Joystick Control)			13,169
02986212SC	50" Rotary w/Ctr Hyd Door, Blade Pan & Head Swivel (Cable Control)			13,169
02986210	50" Rotary w/Ctr Hyd Door, Blade Pan (No Head Swivel)			11,143

ALAMO INDUSTRIAL

(800) 882-5762

Prices Effective February 15, 2013

Rev021513

SAMURAI BOOM

18', 22', 25' Articulated Models

F.O.B. Seguin, TX

PRODUCT ORDER CODE	DESCRIPTION	APPRX. WEIGHT		LIST PRICE
Mower Head Cont'd. (One Choice Required)				
02986251SJ	48" Flail-Axe w/Head Swivel (Joystick Control)			14,541
02986251SC	48" Flail-Axe w/Head Swivel (Cable Control)			14,541
02986253	48" Flail-Axe (No Head Swivel)	777		12,515
02986252SJ	48" Flail-Axe, SHD Cuttershaft (3 oz Knives) w/Head Swivel (Joystick Control)			15,731
02986252SC	48" Flail-Axe, SHD Cuttershaft (3 oz Knives) w/Head Swivel (Cable Control)			15,731
02988228	48" Grass Flail, SHD Cuttershaft			13,704
02988229	60" Grass Flail, SHD Cuttershaft	800		13,813
02988233	Bomford 60" HD Grass Flail (Non-Swivel)			12,640
02988881	Bomford 60" HD Grass Flail (Swivel)- Requires Swivel Wiring Kit			14,395
02988255	5' Timber Cat Sickle Bar	682		13,127
02988256	7' Timber Cat Sickle Bar	770		13,944
02986235	90" Buzzbar (4 Blade)	1098		15,598
02986229	69" Buzzbar (3 Blade)	705		13,845
02986219	48" Buzzbar (2 Blade)	550		11,099
02988854	Ditcher Head (Hitch Post Mounted)			12,869
Options				
02986950A	Additional Operators and Parts Manuals			54
02989326	Quick Hitch Kit*			3,948
02989327	Hydraulic Kit for Quick Hitch Head**			523
02975647	Flail-Axe Jack Stand Kit***			342
02985029	Mounting Labor & Oil			6,259
02791800	Special Mower Paint			1,243
02968967	Special Tractor Paint			5,537
00889899S	Additional 12 Month Warranty (00889899)			4,014

* Includes all components to convert boom and (1) head to Quick Hitch

** Required to convert additional heads to Quick Hitch

*** Required to level Flail-Axe for Quick Hitch

ALAMO INDUSTRIAL

(800) 882-5762

Prices Effective February 15, 2013

Rev021513

SAMURAI BOOM

18', 22', 25' Mount Kit Options

F.O.B. Seguin, TX

Note: 25' Samurai units are to be mounted on 4WD model tractors only

TRACTOR DESCRIPTION	MOUNT KIT	MAXIMUM TIRE SIZE		
		2WD Front	4WD Front	Rear
Case IH				
Case-IH Maxxum 110/110 Pro/120 Pro/130 Pro ROPS/2wd (Cable)	02988516	10.00-16	N/A	18.4-34
Case-IH Maxxum 110/110 Pro/120 Pro/130 Pro Canopy/2wd (Cable)	02988512	10.00-16	N/A	18.4-34
Case-IH Maxxum 110/110 Pro/120 Pro/130 Pro Cab/2wd (Cable)	02988517	10.00-16	N/A	18.4-34
Case-IH Maxxum 110/110 Pro/120 Pro/130 Pro Cab/4wd (Cable)	02987836	N/A	14.9-24	18.4-34
Case-IH Maxxum 110/110 Pro/120 Pro/130 Pro Cab/2wd (Joystick)	02988519	10.00-16	N/A	18.4-34
Case-IH Maxxum 110/110 Pro/120 Pro/130 Pro Cab/4wd (Joystick)	02987863	N/A	14.9-24	18.4-34
Case-IH Maxxum 115/125/125 Pro/140 Pro Cab/4wd (Cable)	02988242	N/A	14.9-24	18.4-34
Case-IH Maxxum 115/125/125 Pro/140 Pro Cab/4wd (Joystick)	02988241	N/A	14.9-24	18.4-34
Case-IH Maxxum 115/125/125 Pro/140 Pro ROPS/2wd (Cable)	02989875	10.00-16	N/A	18.4-34
Challenger				
Challenger MT445B/455B/465B Cab/2wd (Tier III Engine Only / Frt Axle Stabilizer Not Incl. /Cable)	02990186	10.00-16	N/A	18.4-34
Challenger MT445B/455B/465B Cab/4wd (Tier III Engine Only / Cable)	02989997	N/A	14.9-24	18.4-34
Challenger MT445B/455B/465B Cab/2wd (Tier III Engine Only / Frt Axle Stabilizer Not Incl. / Joystick)	02990188	10.00-16	N/A	18.4-34
Challenger MT445B/455B/465B Cab/4wd (Tier III Engine Only / Joystick)	02990793	N/A	14.9-24	18.4-34
John Deere				
JD 6110/6210/6310/6405/6410 Cab/2wd (Frt Axle Stabilizer Not Incl. / Joystick)	02988769	10.00-16	N/A	18.4-34
JD 6110/6210/6310/6405/6410 Cab/4wd (Frt Axle Stabilizer Not Incl. / Joystick)	02988769	N/A	12.4-24	18.4-34
JD 6120/6215/6220/6320/6415/6420 Cab/4wd (Joystick)	02988766	N/A	12.4-24	18.4-34
JD 6120/6215/6220/6320/6415/6420 ROPS/2wd (Cable)	02989021	10.00-16	N/A	18.4-34
JD 6230/6330/6430 "Mid-Spec" Cab/2wd (Cable)	02988392	10.00-16	N/A	18.4-34
JD 6230/6330/6430 "Mid-Spec" Cab/4wd (Cable)	02987668	N/A	13.6-24	18.4-34
JD 6230/6330/6430 "Mid-Spec" Cab/2wd (Joystick)	02987787	10.00-16	N/A	18.4-34
JD 6230/6330/6430 "Mid-Spec" Cab/4wd (Joystick)	02987809	N/A	13.6-24	18.4-34
JD 6230/6330/6430 "Mid-Spec" ROPS/2wd (Cable)	02989255	10.00-16	N/A	18.4-34
JD 6230/6330/6430 "Mid-Spec" ROPS/4wd (Cable)	02988182	N/A	13.6-24	18.4-34
JD 6230/6330/6430 "Mid-Spec" Canopy/4wd (Cable)	02988506	N/A	13.6-24	18.4-34
JD 6230/6330/6430 "Mid-Spec" ROPS/4wd (Joystick)	02988180	N/A	13.6-24	18.4-34
JD 7210/7410/7510 Cab/2wd (Cable)	02987707	11.00-16	N/A	18.4-34
JD 7130/7230 "Mid-Spec" Cab/2wd (Frt Axle Stabilizer Not Incl. / Joystick)	02991302	11.00-16	N/A	18.4-38
JD 7130/7230 "Mid-Spec" Cab/4wd (Cable)	02987845	N/A	13.6-28	18.4-38
JD 7130/7230 "Mid-Spec" Cab/4wd (Joystick)	02990032	N/A	13.6-28	18.4-38
McCormick				
McCormick T-Max 100/110 2012- Cab/4wd (Cable Control)	02992340	N/A	11.2-24	16.9-30
Massey Ferguson				
MF 5465/5475 Cab/4wd (Tier III Engine Only - Cable)	02988061	N/A	14.9-24	18.4-34
MF 5465/5475 Cab/4wd (Tier III Engine Only - Joystick)	02988004	N/A	14.9-24	18.4-34

OTHER SPECIFICATIONS

- (1) Always use the maximum tire size for favorable ground clearance.
- (2) Tractors should not be ordered with armrest-integrated controls.
- (3) Tractors must be equipped with flanged rear rims unless otherwise noted.
- (4) Right handrail removal may be necessary for boom transport clearance.
- (5) John Deere tractors must include a standard through-hood exhaust.
- (6) John Deere 7030 series fuel tanks must not exceed 66 gal.
- (7) Case-New Holland mount kits include an exhaust relocation feature.

ALAMO INDUSTRIAL

(800) 882-5762

Prices Effective February 15, 2013

Rev021513

SAMURAI BOOM

18', 22', 25' Mount Kit Options

F.O.B. Seguin, TX

Note: 25' Samurai units are to be mounted on 4WD model tractors only

TRACTOR DESCRIPTION	MOUNT KIT	MAXIMUM TIRE SIZE		
		2WD Front	4WD Front	Rear
New Holland				
NH 5640/6640/7740 Cab/2wd (Cable)	02989656	10.00-16	N/A	18.4-34
NH T6020/6040/6060 ROPS/2wd (Cable)	02988516	10.00-16	N/A	18.4-34
NH T6020/6040/6060 Canopy/2wd (Cable)	02988512	10.00-16	N/A	18.4-34
NH T6020/6040/6060 Cab/2wd (Built Before May 2010 / Cable)	02988517	10.00-16	N/A	18.4-34
NH T6020/6040/6060 Cab/2wd (Built After May 2010 / Cable)	02991296	10.00-16	N/A	18.4-34
NH T6020/6040/6060 Cab/4wd (Built Before May 2010 / Cable)	02987836	N/A	14.9-24	18.4-34
NH T6020/6040/6060 Cab/4wd (Built After May 2010 / Cable)	02991298	N/A	14.9-24	18.4-34
NH T6020/6040/6060 Cab/2wd (Built Before May 2010 / Joystick)	02988519	10.00-16	N/A	18.4-34
NH T6020/6040/6060 Cab/2wd (Built After May 2010 / Joystick)	02991297	10.00-16	N/A	18.4-34
NH T6020/6040/6060 Cab/4wd (Built Before May 2010 / Joystick)	02987863	N/A	14.9-24	18.4-34
NH T6020/6040/6060 Cab/4wd (Built After May 2010 / Joystick)	02991299	N/A	14.9-24	18.4-34
NH T6030/6050 ROPS/2wd (Cable)	02989875	10.00-16	N/A	18.4-34
NH T6030/6050/6070/6080 Cab/4wd (Built Before May 2010 / Cable)	02988242	N/A	14.9-24	18.4-34
NH T6030/6050/6070/6080 Cab/4wd (Built After May 2010 / Cable)	02991300	N/A	14.9-24	18.4-34
NH T6030/6050/6070/6080 Cab/4wd (Built Before May 2010 / Joystick)	02988241	N/A	14.9-24	18.4-34
NH T6030/6050/6070/6080 Cab/4wd (Built After May 2010 / Joystick)	02991301	N/A	14.9-24	18.4-34

OTHER SPECIFICATIONS

- (1) Always use the maximum tire size for favorable ground clearance.
- (2) Tractors should not be ordered with armrest-integrated controls.
- (3) Tractors must be equipped with flanged rear rims unless otherwise noted.
- (4) Right handrail removal may be necessary for boom transport clearance.
- (5) John Deere tractors must include a standard through-hood exhaust.
- (6) John Deere 7030 series fuel tanks must not exceed 66 gal.
- (7) Case-New Holland mount kits include an exhaust relocation feature.

ALAMO INDUSTRIAL

(800) 882-5762

Prices Effective February 15, 2013

Rev021513

VERSA BOOM

17", 20", 23' Articulated Models

F.O.B. Seguin, TX

STANDARD SPECIFICATIONS

- ♦ Welded Steel Plate Frame Braced to the Front Bolster & Rear Axle
- ♦ 60-Gallon Hydraulic Reservoir with 12-Micron Filtration
- ♦ 1300 lbs. Counterweight Tank Mounted
- ♦ 4" King Post with 3" Tapered Roller Bearings
- ♦ Inner Boom Arm 6"x6"x1/4" Steel Tubing
- ♦ Exterior Boom Arm 5"x5"x1/4" Steel Tubing
- ♦ 120° Horizontal Boom Swing
- ♦ Stacked Hydraulic Pump Rated @ 51 GPM @ 2500 PSI
- ♦ 4-Spool, Open Center, Tapered Positive Metering Valve
- ♦ Boom Reach: **17' Models**= Up-19'6", Out-18'9", Down-8'9" **20' Models**= Up-20'3", Out-20'7", Down-12'3"

23' Models- Up-22'10", Out-23'10", Down-15'6"

- ♦ Axle-Mounted Boom Rest
- ♦ Mount Kit, 1,300# Wheel Weight & Polycarbonate Window Included in Base Price

HEAD SPECIFICATIONS

- ♦ 60" Boom-Axe Head
- ♦ 10-Gauge Deck with 1/4" Side Skirts
- ♦ Full-Length Replaceable Skid Shoes
- ♦ 4-1/2" Hardened Spindle
- ♦ 90 HP Motor Directly Splined to the Spindle
- ♦ 2-1/2"x5" Stacked Three-Leaf Blade Bar
- ♦ 5/8"x5" Blades, 360° Swing
- ♦ Front/Rear Deflectors
- ♦ Standard (1) year limited parts and labor warranty.

PRODUCT ORDER CODE	DESCRIPTION	APPRX. WEIGHT		LIST PRICE
Versa Boom Base Unit (One Choice Required)				
04953001	17' Versa-Boom (Joystick Control)	3850		40,076
04951001	17' Versa-Boom (Cable Control)	3800		31,954
04953005	20' Versa-Boom (Joystick Control)	4050		41,614
04951005	20' Versa-Boom (Cable Control)	4000		34,018
04953009	23' Versa-Boom (Joystick Control)	4150		42,977
04951009	23' Versa-Boom (Cable Control)	4100		35,422
Mower Head (One Choice Required)				
See Options Below for Extra Mower Head Options				
02974676	60" Boom-Axe with Bar	820		10,689
02974680	50" Boom-Axe with Pan	810		10,963
02974681	50" Boom-Axe with Bar	750		10,436
02970299	48" Flail Axe	700		12,515
02963870	60" SHD Flail	760		11,608
02974204	90" Buzzbar Head	1098		16,467
02979250	69" Buzzbar Head	705		13,844
02979266	48" Buzzbar Head	550		11,099
02972145	5' Timbercat	440		12,280
02972146	7' Timbercat	520		13,077
02215421	Ditcher Head (Mounted to Lift Section)	600		12,869
02215422	Ditcher Head - Reverse Rotation (Mounted to Lift Section)	600		12,869
02985350	Ditcher Head (Hitch-Post Mounted)			12,869
Options				
02897300	Additional Operators and Parts Manuals			54
02976534	Quick Hitch Kit*			2,635
02976535	Hydraulic Kit for Quick Hitch Head**			468
02975647	Flail-Axe Jack Stand Kit***			342
02977500	60" SHD Flail Jack Stand Kit****			265

* Includes all components to convert boom and (1) head to Quick Hitch

** Required to convert additional heads to Quick Hitch

*** Required to level Flail-Axe for Quick Hitch

**** Required to level SHD Flail for Quick Hitch

ALAMO INDUSTRIAL

(800) 882-5762

Prices Effective February 15, 2013

Rev021513

VERSA BOOM

17", 20", 23' Articulated Models

F.O.B. Seguin, TX

PRODUCT ORDER CODE	DESCRIPTION	APPRX. WEIGHT		LIST PRICE
Options - Continued				
02990399	Ditcher Stand Kit ***			680
02990405	Hose Kit, Tractor Aux to Chute*****			805
02959639	Caster Wheel Kit, Super Heavy Duty Flail	24		1,515
02966905	Accumulator Kit Option	25		1,367
02982874	Case-IH JXU Pump Guard Kit NH TL-A Pump Guard Kit			453
02982767	Case-IH JXU Replacement Battery (Factory Mount Only) NH TL-A Replacement Battery (Factory Mount Only)			202
02981109	Case-IH MXU & Maxxum Rear ROPS Screen Kit NH TS-A & T6000 Rear ROPS Screen Kit			449
02980652	Case-IH MXU & Maxxum Pump Guard Kit NH TS-A & T6000 Pump Guard Kit			453
02980929	Case-IH MXU & Maxxum Aluminum ROPS Canopy NH TS-A & T6000 Aluminum ROPS Canopy			1,000
02981353	NH TL Pump Guard Kit			453
02977499	JD 6015, 6020 & 6030 Rear Cab Screen Kit JD 7020 & 7030 "Prem/Mid-Spec" Rear Cab Screen Kit			791
02979486	JD 6015 & 6020 Rear ROPS Screen Kit			449
02979080	JD 6015, 6020 & 6030 Pump Guard Kit JD 7020 & 7030 "Prem/Mid-Spec" Pump Guard Kit			453
02976333	JD 6015 & 6020 Aluminum ROPS Canopy			1,000
02976500	JD 7020 Wheel Weight Adapter Kit (34" Flanged Axle)			442
02978473	JD 7020 & 7030 "Prem" Whl Wt Adapter Kit (38" Flanged Axle)			442
02978103	JD 7020 & 7030 "Prem" Whl Wt Adapter (38" Rack & Pinion)			442
Kits Below Are To Interchange A Versa Mower/Head With Your Existing Boom- Requires Purchase of the Versa Mower Head Separately (See Versa Mower Page)				Also
02964297	Versa Boom to Mower Interchange Extension Arm- Non Breakaway			3,908
02965429	Versa Boom to Mower Interchange Extension Arm- Breakaway Type			5,044
02976671	Additional 408 lbs. Kit for 1300 lbs. Wheel Weight	408		1,593
02976670	Additional 680 lbs. Kit for 1300 lbs. Wheel Weight	680		2,363
02963038	Mounting Labor & Oil			7,197
02791800	Special Mower Paint			1,243
02968967	Special Tractor Paint			5,537
00889899VB	Additional 12 Month Warranty (00889899)			4,014

*** Required to level Ditcher for Quick Hitch

***** Required to operate Ditcher Head Discharge Chute

ALAMO INDUSTRIAL

(800) 882-5762

Prices Effective February 15, 2013

Rev021513

VERSA BOOM

17", 20", 23' Mount Kits

F.O.B. Seguin, TX

TRACTOR DESCRIPTION	MOUNT KIT	MAXIMUM TIRE SIZE		
		2WD Front	4WD Front	Rear
Case IH				
Case-IH Farmall 85U/95U/105U Cab/2&4wd (Cable/Fender Tank)	02986803	10.00-16	12.4-24	18.4-30
Case-IH Farmall 85U/95U/105U Cab/2&4wd (Joystick/Fender Tank)	02987108	10.00-16	12.4-24	18.4-30
Case-IH Farmall 85U/95U/105U ROPS/2&4wd (Fender Tank)	02989928	10.00-16	12.4-24	18.4-30
Case-IH JX1080U/1090U/1100U Cab/2&4wd (Cable/Fender Tank)	02982098	10.00-16	12.4-24	18.4-30
Case-IH JX1080U/1090U/1100U Cab/2&4wd (Joystick/Fender Tank)	02984094	10.00-16	12.4-24	18.4-30
Case-IH JX1080U/1090U/1100U ROPS/2&4wd (Fender Tank)	02985822	10.00-16	12.4-24	18.4-30
Case-IH Maxxum 115/125/125 Pro/140 Pro Cab/2&4wd (Cable/Fender Tank)	02981137	10.00-16	12.4-24	18.4-30
Case-IH Maxxum 115/125/125 Pro/140 Pro Cab/2&4wd (Joystick/Fender Tank)	02982226	10.00-16	12.4-24	18.4-30
Case-IH Maxxum 115/125/125 Pro/140 Pro Cab 2/4wd (Factory Loader Valve/Cable Control/Fender Tank)	02982832	12.4-24	12.4-24	18.4-34
Case-IH Maxxum 115/125/125 Pro/140 Pro Cab/2&4wd (540 PTO Pump/Joystick/Fender Tank)	02989499	12.4-24	12.4-24	18.4-34
Case-IH Maxxum 115/125/125 Pro/140 Pro ROPS/2&4wd (Fender Tank)	02984650	10.00-16	12.4-24	18.4-30
Case-IH MXU100/110 Cab/2wd (Cable/Fender Tank)	02982228	10.00-16	N/A	18.4-34
Case-IH MXU100/110 Cab/2wd (Joystick/Fender Tank)	02981898	10.00-16	N/A	18.4-34
Case-IH MXU100/110 Cab/4wd (Cable/Fender Tank)	02982809	N/A	12.4-24	18.4-30
Case-IH MXU115/125/130/135 Cab/2&4wd (Cable/Fender Tank)	02981137	10.00-16	12.4-24	18.4-34
Case-IH MXU115/125/130/135 Cab/2&4wd (Joystick/Fender Tank)	02982226	10.00-16	12.4-24	18.4-34
Case-IH MXU115/125/130/135 ROPS/2&4wd (Cable/Fender Tank)	02984650	10.00-16	12.4-24	18.4-34
John Deere				
JD 5083E/5093E/5101E Cab/4wd (MY2011- Prior- New Rail Design- Joystick Control/Fender Tank)- 17'-20' Booms Only	TBA	N/A	12.4-24	18.4-30
JD 5083E/5093E/5101E Cab/4wd (MY2012- New Rail Design- Joystick Control/Fender Tank)- 17'-20' Booms Only	02991936	N/A	12.4-24	18.4-30
JD 5085/5095/5105M- Series Cab 2wd (MY2012- New Rail Design- Cable Control/Fender Tank)- 17'-20' Booms Only	02991902	11.0L-15	N/A	16.9-30
JD 5085/5095/5105M- Series Cab 4wd (MY2012- New Rail Design- Cable Control/Fender Tank)- 17'-20' Booms Only	02991900	N/A	12.4-24	16.9-30
JD 5085/5095/5105M- Series Cab 4wd (MY2012- New Rail Design- Joystick Control/Fender Tank)- 17'-20' Booms Only	02991856	N/A	12.4-24	16.9-30
JD 5425/5525/5625 Cab/2&4wd (Cable/Fender Tank)	02983913	7.50-16	11.2-24	16.9-30
JD 5425/5525/5625 Cab/2&4wd (Joystick/Fender Tank)	02983243	7.50-16	11.2-24	16.9-30
JD 5603 Cab/4wd (Cable/Fender Tank)	02986167	N/A	12.4-24	18.4-30
JD 5603 Cab/4wd (Joystick/Fender Tank)	02986509	N/A	12.4-24	18.4-30
JD 6110/6210/6310/6405/6410 Cab 2wd (Cable Control/Fender Tank)	02973845	10.5-80/18	N/A	18.4-30
JD 6110/6210/6310/6405/6410 Cab 2wd (Joystick Control/Fender Tank)	02991250	10.5-80/18	N/A	18.4-30
JD 6110/6210/6310/6405/6410 Cab 4wd (Cable Control/Fender Tank)	02973849	N/A	12.4-24	18.4-30
JD 6215/6415 Cab/2&4wd (Cable/Mid-Mt Tank)	02979218	10.00-16	12.4-24	18.4-34
JD 6215/6415 Cab/2&4wd (Cable/Fender Tank)	02981500	10.00-16	12.4-24	18.4-34
JD 6215/6415 Cab/2&4wd (Joystick/Mid-Mt Tank)	02981036	10.00-16	12.4-24	18.4-34
JD 6215/6415 ROPS/2&4wd (Mid-Mt Tank)	02980731	10.00-16	12.4-24	18.4-34
JD 6120/6220/6320/6420 (Tier II) Cab/2&4wd (Cable/Mid-Mt Tank)	02979218	10.00-16	12.4-24	18.4-34
JD 6120/6220/6320/6420 (Tier II) Cab/2&4wd (Cable/Fender Tank)	02981500	10.00-16	12.4-24	18.4-34
JD 6120/6220/6320/6420 (Tier II) Cab/2&4wd (Joystick/Mid-Mt Tank)	02979290	10.00-16	12.4-24	18.4-34
JD 6120/6220/6320/6420 (Tier II) Cab/2&4wd (Joystick/Fender Tank)	02986353	10.00-16	12.4-24	18.4-34
JD 6120/6220/6320/6420 (Tier II) ROPS/2&4wd (Cable/Mid-Mt Tank)	02980731	10.00-16	12.4-24	18.4-34
JD 6230/6330/6430 "Mid-Spec" Cab/2&4wd (Cable/Fender Tank)	02986747	10.00-16	12.4-24	18.4-34
JD 6230/6330/6430 "Mid-Spec" Cab/2&4wd (Joystick/Fender Tank)	02986711	10.00-16	12.4-24	18.4-34
JD 6230/6330/6430 "Mid-Spec" ROPS 2wd (Fender Tank)	02987954	11L-16	N/A	18.4-34
JD 6230/6330/6430 "Mid-Spec" ROPS 4wd (Fender Tank)	02990042	N/A	12.4-24	18.4-34
JD 6230/6330/6430 "Premium" Cab/2&4wd (Cable/Fender Tank)	02986184	10.00-16	12.4-24	18.4-34
JD 6230/6330/6430 "Premium" Cab/2&4wd (Joystick/Fender Tank)	02985260	10.00-16	12.4-24	18.4-34
JD 6615/6715 Cab/2&4wd (Cable/Mid-Mt Tank)	02979858	11.00-16	13.6-24	18.4-34
JD 6615/6715 Cab/2&4wd (Joystick/Mid-Mt Tank)	02979925	11.00-16	13.6-24	18.4-34
JD 7220/7320/7420/7520 Cab/2&4wd (Cable/Mid-Mt Tank)	02979858	11.00-16	13.6-28	18.4-38
JD 7220/7320/7420/7520 Cab/2&4wd (Joystick/Mid-Mt Tank)	02979925	11.00-16	13.6-28	18.4-38

ALAMO INDUSTRIAL

Prices Effective February 15, 2013

(800) 882-5762

Rev021513

VERSA BOOM

17", 20", 23' Mount Kits

F.O.B. Seguin, TX

TRACTOR DESCRIPTION	MOUNT KIT	MAXIMUM TIRE SIZE		
		2WD Front	4WD Front	Rear
John Deere				
JD 7130/7230 "Mid Spec" Cab 2/4wd (w/55 gal. fuel tank/Cable/Fender Tank)	02987878	11.00-16	13.6-28	18.4-38
JD 7130/7230 "Mid Spec" Cab 2/4wd (w/55 gal. fuel tank/Joystick/Fender Tank)	02987277	11.00-16	13.6-28	18.4-38
JD 7130/7230 "Mid Spec" Cab 2/4wd (w/673 Loader Pkg/ 55 gal. fuel tank/Joystick/Fender Tank)	02991416	11.00-16	13.6-28	18.4-38
JD 7130/7230 "Mid Spec" ROPS 2/4wd (w/55 gal. fuel tank/Joystick/Fender Tank)	02987526	11.00-16	13.6-28	18.4-38
Massey Ferguson				
MF 2650/2660 Cab 4wd (Joystick Control/Fender Tank)	02991688	N/A	11.2-24	16.9-30
New Holland				
NH T5040/5050/5060/5070 Cab 2/4wd (Cable/Fender Tank)	02986803	10.00-16	12.4-24	18.4-30
NH T5040/5050/5060/5070 Cab 2/4wd (Joystick/Fender Tank)	02987108	10.00-16	12.4-24	18.4-30
NH T5040/5050/5060/5070 ROPS 2/4wd (Fender Tank)	02989928	10.00-16	12.4-24	18.4-30
NH T6010/6020/6040/6060 Cab/2wd (Cable/Fender Tank)	02985514	10.00-16	N/A	18.4-34
NH T6010/6020/6040/6060 Cab/2wd (Joystick/Fender Tank)	02988197	10.00-16	N/A	18.4-34
NH T6010/6020/6040/6060 Cab/4wd (Cable Control/Fender Tank)	02991887	N/A	12.4-24	18.4-30
NH T6010/6020/6040/6060 Cab/4wd (Joystick/Fender Tank)	02987018	N/A	12.4-24	18.4-30
NH T6010/6020 "Delta" ROPS/2wd (Fender Tank)	02986206	10.00-16	N/A	18.4-34
NH T6010/6020 Cab 2wd Models with Bar-style axles (Joystick Control/Fender Tank)	02990053	10.00-16	N/A	18.4-34
NH T6030/6050/6070 Cab/2&4wd (Flanged Wheel Axle/Cable/Fender Tank)	02981137	10.00-16	12.4-24	18.4-34
NH T6030/6050/6070 Cab/2&4wd (Rack & Pinion Axle/Cable/Fender Tank)	02991003	10.00-16	12.4-24	18.4-34
NH T6030/6050/6070 Cab/2&4wd (Joystick/Fender Tank)	02982226	10.00-16	12.4-24	18.4-34
NH T6030/6050/6070 Cab 2/4wd (Factory Loader Valve/Cable Control/Fender Tank)	02982832	10.00-16	12.4-24	18.4-34
NH T6030/6050/6070 Cab/2&4wd (540 PTO Pump/Joystick/Fender Tank)	02989499	10.00-16	12.4-24	18.4-34
NH T6030/6050 ROPS/2&4wd (Fender Tank)	02984650	10.00-16	12.4-24	18.4-34
NH TL80/90/100 Cab/2&4wd (Cable/Fender Tank)	02980259	10.00-16	12.4-24	18.4-30
NH TL80A/90A/100A Cab/2&4wd (Cable/Fender Tank)	02982098	10.00-16	12.4-24	18.4-30
NH TL80A/90A/100A Cab/2&4wd (Joystick/Fender Tank)	02984094	10.00-16	12.4-24	18.4-30
NH TL80A/90A/100A ROPS/2&4wd (Fender Tank)	02985822	10.00-16	12.4-24	18.4-30
NH TS100A/110A Cab/2wd (Cable/Fender Tank)	02982228	10.00-16	N/A	18.4-34
NH TS100A/110A Cab/2wd (Joystick/Fender Tank)	02981898	10.00-16	N/A	18.4-34
NH TS100A/110A Cab/4wd (Cable/Fender Tank)	02982809	N/A	12.4-24	18.4-30
NH TS115A/125A/130A/135A Cab/2&4wd (Cable/Fender Tank)	02981137	10.00-16	12.4-24	18.4-30
NH TS115A/125A/130A/135A Cab/2&4wd (Joystick/Fender Tank)	02982226	10.00-16	12.4-24	18.4-30
NH T6030/6050/6070 Cab 2/4wd (Factory Loader Valve/Cable Control/Fender Tank)	02982832	10.00-16	12.4-24	18.4-34
NH TS115A/125A/130A/135A Cab/2&4wd (540 PTO Pump/Joystick/Fender Tank)	02989499	10.00-16	12.4-24	18.4-34
NH TS115/125/130/135- A Series Cab 2/4wd (Factory Loader Valve/Joystick/Fender Tank)	02982832	10.00-16	12.4-24	18.4-34
NH TS115A/125A/130A/135A ROPS/2&4wd (Fender Tank)	02984650	10.00-16	12.4-24	18.4-34
NH TS6020/6030 Cab/2wd (Cable/Fender Tank)	02991179	10.00-16	N/A	18.4-34
NH TS6020/6030 ROPS/2wd (Fender Tank)	02989952	10.00-16	N/A	18.4-34

OTHER SPECIFICATIONS

- (1) Always use the maximum tire size for favorable ground clearance.
- (2) Tractors should not be ordered with armrest-integrated controls.
- (3) Tractors must be equipped with flanged rear rims unless otherwise noted.
- (4) Right handrail removal may be necessary for boom transport clearance.
- (5) John Deere tractors must include a standard through-hood exhaust.
- (6) Case-New Holland mount kits include an exhaust relocation feature.
- (7) Case-IH JX-U & Farmall U and New Holland TL-A & T5000 series tractors require a smaller replacement battery which is not included. We recommend using Exide® #34R-84N.

ALAMO INDUSTRIAL

(800) 882-5762

Prices Effective February 15, 2013

Rev021513

VERSA PRO

21'8" Flail Mower

F.O.B. Seguin, TX

BASE UNIT SPECIFICATIONS

- ♦ 21'8" Overall Cutting Width
- ♦ 3/8" Box Fully Welded Frame
- ♦ 19-Gallon Reservoir with 10 Micron Filtration
- ♦ Tandem Piston Pumps Rated @ 48 GPM @ 3800 PSI
- ♦ Standard (1) year limited parts and labor warranty

WING MOWER SPECIFICATIONS

- ♦ 88" Cutting Width
- ♦ Two 10-Gauge Unitized Cutter Housings
- ♦ 1/2" Inboard & 5/16" Outboard Side Plates
- ♦ Replaceable Skid Shoes
- ♦ 4-1/2" x 5/16" Wall Cuttershaft
- ♦ 1-5/16" Bore Greaseable, Self-aligning Cuttershaft Bearings
- ♦ 53 HP Motor
- ♦ Belt Drive From Motor To Cuttershaft with Automatic Spring Tension
- ♦ 6" Adjustable Rear Roller
- ♦ 1/2" to 6" Cutting Height
- ♦ Available in Fine or Coarse-Cut
- ♦ Front and Rear Safety Deflectors
- ♦ Automatic Cut-Off Switches
- ♦ Wing Cylinder Capable of 45 degrees Down & 90° Up

FRONT MOWER SPECS

- ♦ 96" Cutting Width
- ♦ 10-Gauge Unitized Cutter Housing
- ♦ 5/16" Side Plates
- ♦ 4-1/2" x 5/16" Wall Cuttershaft
- ♦ 1-5/16" Bore Greaseable, Self-aligning Cuttershaft Bearings
- ♦ 60 HP Gearbox
- ♦ 6" Adjustable Rear Roller
- ♦ 1/2" to 6" Cutting Height
- ♦ Available in Fine or Coarse-Cut
- ♦ Front and Rear Safety Deflectors
- ♦ Belt Drive From Gearbox To Cuttershaft with Automatic Spring Tension

PRODUCT ORDER CODE	DESCRIPTION	APPRX. WEIGHT		LIST PRICE
VERSA PRO FLAIL BASE UNIT (One Choice Required)				
04903031	21'8" Versa Pro Flail, Fine-Cut Knives, Rev Rot, NH TV140	3324		58,067
04903026	21'8" Versa Pro Flail, Coarse-Cut Knives, NH TV140	3263		58,729
04903027	21'8" Versa Pro Flail, Fine-Cut w/Ring Knives, NH TV140	3278		58,972
04903028	21'8" Versa Pro Flail, Extreme Service Knives, NH TV140	3269		58,893
04903030	21'8" Versa Pro Flail, Fine-Cut Knives, NH TV140	3324		58,067
OPTIONS				
803350	Additional Operators and Parts Manuals			54
02963046	Mounting Labor & Oil			4,273
02791800VP	Special Mower Paint (02791800)			1,274
00889899VP	Additional 12 Month Warranty (00889899)			4,014

ALAMO INDUSTRIAL

(800) 882-5762

Prices Effective February 15, 2013

Rev021513



1502 East Walnut St.
Seguin, TX 78155

Sales & Marketing
800-882-5762 830-379-0864 fax
support@alamo-industrial.com

Warranty Registration/Claims
www.alamoparts.com

Return Authorizations
Online Part Orders
Technical Information
www.alamoparts.com
800-356-6286 800-322-5041 fax

www.alamo-industrial.com



**JOHN DEERE COMMERCIAL PRODUCTS
COMMERCIAL WALK-BEHIND MOWERS**

WG32A, 14.5 HP* Commercial Gear Drive Walk-Behind Mower with 32 in. Deck
Equipment for Base Machine

14.5 HP*	with Aluminum Spindles	used for comparison purposes
Vertical-Shaft Air Cooled Engine (603cc, 36.8 cu. in)	1.5-4.75 In. Height of Cut with 13 Cutting Positions	only. Actual operating horsepower and torque will be less. Refer to the engine manufacturer's web site for additional information.
Full Pressure Lubrication System with Replaceable Oil Filter	Pistol Grip Direction Control	
Operator Presence System	Multi-Position Recoil Start	
Gear Drive Transmission	5.4 MPH Mowing Speed	
5 Forward Gears 1 Reverse Gear with Reverse Assist	5.8 U.S. Gallon Fuel Capacity	
Neutral Start	13x5-6 4-Ply Pneumatic Rear Tires	
Dual Element Air Cleaner	9x3.5-4 Front Caster Tires	
32 In. Fully Floating Commercial Side Discharge Mower Deck	Electric PTO Clutch	
7-Gauge Fabricated Steel Mower Deck	English/Spanish Operator's Safety Video and Labels	
	ANSI Certified B71.4 for Safety	
	*The engine horsepower and torque information are provided by the engine manufacturer to be	

CODE	ATTACHMENT IDENTIFIER	DESCRIPTION	SUGGESTED LIST PRICE USD (\$)
------	-----------------------	-------------	-------------------------------

Select One Code From Each Required Category

BASE MACHINE

F.O.B. Davenport, Iowa

1332TC	WG32A, 14.5 HP* Commercial Gear Drive Walk-Behind Mower with 32 in. Deck	3,499.00
--------	--	----------

DESTINATION

0202	United States and Canada	In Base Price
0230	Australia and New Zealand	Same Price
0195	Mexico	Same Price
0250	Other	Same Price

ATTACHMENTS FOR FIELD CONVERSION

Mower Deck and Mower Deck Attachments:

TCB11738	32 In. Mulch Kit	211.86
BTC10643	Grass Collector, 3 Cu Ft.	329.56

JOHN DEERE COMMERCIAL PRODUCTS
COMMERCIAL WALK-BEHIND MOWERS

WG36A, 14.5 HP* Commercial Gear Drive Walk-Behind Mower with 36 In. Deck
Equipment for Base Machine

14.5 HP*	with Aluminum Spindles	used for comparison purposes
Vertical-Shaft Air Cooled Engine (603cc, 36.8 cu. in)	1.5-4.75 In. Height of Cut with 13 Cutting Positions	only. Actual operating horsepower and torque will be less. Refer to the engine manufacturer's web site for additional information.
Full Pressure Lubrication System with Replaceable Oil Filter	Pistol Grip Direction Control	
Operator Presence System	Multi-Position Recoil Start	
Peerless Gear Drive Transmission	5.4 MPH Mowing Speed	
5 Forward Gears 1 Reverse Gear with Reverse Assist	5.8 U.S. Gallon Fuel Capacity	
Neutral Start	13x5-6 4-Ply Pneumatic Rear Tires	
Dual Element Air Cleaner	9x3.5-4 Front Caster Tires	
36 In. Fully Floating Commercial Side Discharge Mower Deck	Electric PTO Clutch	
7-Gauge Fabricated Steel Mower Deck	English/Spanish Operator's Safety Video and Labels	
	ANSI Certified B71.4 for Safety	
	*The engine horsepower and torque information are provided by the engine manufacturer to be	

CODE	ATTACHMENT IDENTIFIER	DESCRIPTION	SUGGESTED LIST PRICE USD (\$)
------	-----------------------	-------------	-------------------------------

Select One Code From Each Required Category

BASE MACHINE

F.O.B. Davenport, Iowa

1342TC	WG36A, 14.5 HP* Commercial Gear Drive Walk-Behind Mower with 36 In. Deck	3,699.00
--------	--	----------

DESTINATION

0202	United States and Canada	In Base Price
0230	Australia and New Zealand	Same Price
0195	Mexico	Same Price
0250	Other	Same Price

ATTACHMENTS FOR FIELD CONVERSION

Mower Deck and Mower Deck Attachments:

TCB11739	36 In. Mulch Kit	211.86
BTC10643	Grass Collector, 3 Cu Ft.	329.56

**JOHN DEERE COMMERCIAL PRODUCTS
COMMERCIAL WALK-BEHIND MOWERS**

WG48A, 14.5 HP* Commercial Gear Drive Walk-Behind Mower with 48 In. Deck
Equipment for Base Machine

14.5 HP*	with Aluminum Spindles	used for comparison purposes
Vertical-Shaft Air Cooled Engine (603cc, 36.8 cu. in)	1.5-4.75 In. Height of Cut with 13 Cutting Positions	only. Actual operating horsepower and torque will be less. Refer to the engine manufacturer's web site for additional information.
Full Pressure Lubrication System with Replaceable Oil Filter	Pistol Grip Direction Control	
Operator Presence System	Multi-Position Recoil Start	
Peerless Gear Drive Transmission	5.4 MPH Mowing Speed	
5 Forward Gears 1 Reverse Gear with Reverse Assist	5.8 U.S. Gallon Fuel Capacity	
Neutral Start	13x6.5-6 4-Ply Pneumatic Rear Tires	
Dual Element Air Cleaner	9x3.5-4 Front Caster Tires	
48 In. Fully Floating Commercial Side Discharge Mower Deck	Electric PTO Clutch	
7-Gauge Fabricated Steel Mower Deck	English/Spanish Operator's Safety Video and Labels	
	ANSI Certified B71.4 for Safety	
	*The engine horsepower and torque information are provided by the engine manufacturer to be	

CODE	ATTACHMENT IDENTIFIER	DESCRIPTION	SUGGESTED LIST PRICE USD (\$)
------	-----------------------	-------------	-------------------------------

Select One Code From Each Required Category

BASE MACHINE

F.O.B. Davenport, Iowa

1352TC	WG48A, 14.5 HP* Commercial Gear Drive Walk-Behind Mower with 48 In. Deck	3,999.00
--------	--	----------

DESTINATION

0202	United States and Canada	In Base Price
0230	Australia and New Zealand	Same Price
0195	Mexico	Same Price
0250	Other	Same Price

ATTACHMENTS FOR FIELD CONVERSION

Mower Deck and Mower Deck Attachments:

TCB11740	48 In. Mulch Kit	245.03
BTC10643	Grass Collector, 3 Cu Ft.	329.56

JOHN DEERE COMMERCIAL PRODUCTS
COMMERCIAL WALK-BEHIND MOWERS

**WH36A, 14.5 HP* Twin Loop Control Commercial Hydrostatic Drive Walk-Behind
Mower with 36 In. Deck**
Equipment for Base Machine

14.5* HP Kawasaki FS
Vertical-Shaft Air Cooled
Engine (603cc, 36.8 cu. in)
Full Pressure Lubrication
System with Replaceable
Oil Filter
Electric Start
6-Position Hydrostatic
Adjustment
10cc Hydro-Gear Pumps
Parker-Ross Wheel Motors
Low Center of Gravity
Operator Presence System
Dual Hydrostatic Wheel Drive
Dual Element Air Cleaner
36 In. Fully Floating
Commercial Side Discharge
Mower Deck
7-Gauge Fabricated Steel Mower

Deck
Aluminum Spindle Housings
1.5-5.0 In. Height of Cut with
14 Cut Height Settings
Twin Loop Controls with
Speed Index Bar and
Reverse Index Bar
Adjustable Height Operator
Station
7 MPH Mowing Speed
3 MPH Reverse Speed
5.8 U.S. Gallon Fuel Capacity
16x6.5-8 Rear Tires
9x3.5-4 Front Caster Tires
Electric PTO Clutch
Tire Engaging Park Brake
English/Spanish Operator's
Safety Video and Labels
*The engine horsepower and

torque information are provided
by the engine manufacturer to be
used for comparison purposes
only. Actual operating
horsepower and torque will be
less. Refer to the engine
manufacturer's web site for
additional information.

CODE	ATTACHMENT IDENTIFIER	DESCRIPTION	SUGGESTED LIST PRICE USD (\$)
------	--------------------------	-------------	-------------------------------------

Select One Code From Each Required Category

BASE MACHINE

F.O.B. Davenport, Iowa

1390TC	WH36A, 14.5 HP* Twin Loop Control Commercial Hydrostatic Drive Walk-Behind Mower with 36 In. Deck	6,399.00
--------	--	----------

DESTINATION

0202	United States and Canada	In Base Price
0230	Australia and New Zealand	Same Price
0195	Mexico	Same Price
0250	Other	Same Price

ATTACHMENTS FOR FIELD CONVERSION

TCB11744	Miscellaneous: Sulky	541.41
TCB11739	Mower Deck and Mower Deck Attachments: 36 In. Mulch Kit	211.86
BTC10643	Grass Collector, 3 Cu Ft.	329.56
BTC10484	Weights: Weight Kit (Model Year 2013 and newer)	114.49

JOHN DEERE COMMERCIAL PRODUCTS
COMMERCIAL WALK-BEHIND MOWERS

**WHP36A, 14.5 HP* Pistol Grip Control Commercial Hydrostatic Drive Walk-Behind
Mower with 36 In. Deck**
Equipment for Base Machine

14.5* HP Kawasaki FS
Vertical-Shaft Air Cooled
Engine (603cc, 36.8 cu. in)
Full Pressure Lubrication
System with Replaceable
Oil Filter
Electric Start
Dual Element Air Cleaner
10cc Hydro-Gear Pumps
6-Position Hydrostatic
Adjustment
Parker-Ross Wheel Motors
Low Center of Gravity
Operator Presence System
Dual Hydrostatic Wheel Drive
36 In. Fully Floating
Commercial Side Discharge
Mower Deck

7-Gauge Fabricated Steel Mower
Deck
Aluminum Spindle Housings
1.5-5.0 In. Height of Cut with
14 Cut Height Settings
Pistol Grip Direction Control
Adjustable Height Operator
Station
7 MPH Mowing Speed
3 MPH Reverse Speed
5.8 U.S. Gallon Fuel Capacity
16x6.5-8 Rear Tires
9x3.5-4 Front Caster Tires
Electric PTO Clutch
Tire Engaging Park Brake
English/Spanish Operator's
Safety Video and Labels
*The engine horsepower and

torque information are provided
by the engine manufacturer to be
used for comparison purposes
only. Actual operating
horsepower and torque will be
less. Refer to the engine
manufacturer's web site for
additional information.

CODE	ATTACHMENT IDENTIFIER	DESCRIPTION	SUGGESTED LIST PRICE USD (\$)
------	--------------------------	-------------	-------------------------------------

Select One Code From Each Required Category

BASE MACHINE

F.O.B. Davenport, Iowa

1391TC	WHP36A, 14.5 HP* Pistol Grip Control Commercial Hydrostatic Drive Walk-Behind Mower with 36 In. Deck	6,399.00
--------	---	----------

DESTINATION

0202	United States and Canada	In Base Price
0230	Australia and New Zealand	Same Price
0195	Mexico	Same Price
0250	Other	Same Price

ATTACHMENTS FOR FIELD CONVERSION

	Miscellaneous: TCB11744 Sully	541.41
	Mower Deck and Mower Deck Attachments: TCB11739 36 In. Mulch Kit	211.86
	BTC10643 Grass Collector, 3 Cu Ft.	329.56
	Weights: BTC10484 Weight Kit <i>(Model Year 2013 and newer)</i>	114.49

JOHN DEERE COMMERCIAL PRODUCTS

COMMERCIAL WALK-BEHIND MOWERS

WH48A, 18.5 HP* Twin Loop Control Commercial Hydrostatic Drive Walk-Behind Mower with 48 In. Deck Equipment for Base Machine

18.5 HP*
Vertical-Shaft Air Cooled
Engine (603cc, 36.8 cu. in)
Full Pressure Lubrication
System with Replaceable
Oil Filter
Electric Start
10cc Hydro-Gear Pumps
6-Position Hydrostatic
Adjustment
Parker-Ross Wheel Motors
Low Center of Gravity
Operator Presence System
Dual Hydrostatic Wheel Drive
Dual Element Air Cleaner
48 In. Fully Floating
Commercial Side Discharge
Mower Deck
7-Gauge Fabricated Steel Mower

Deck
Aluminum Spindle Housings
1.5-5.0 In. Height of Cut with
14 Cut Height Settings
4 Anti-Scalp Wheels
Twin Loop Controls with
Speed Index Bar and
Reverse Index Bar
Adjustable Height Operator
Station
7 MPH Mowing Speed
3 MPH Reverse Speed
5.8 U.S. Gallon Fuel Capacity
16x7.5-8 Rear Tires
9x3.5-4 Front Caster Tires
Electric PTO Clutch
Tire Engaging Park Brake
English/Spanish Operator's
Safety Video and Labels

*The engine horsepower and torque information are provided by the engine manufacturer to be used for comparison purposes only. Actual operating horsepower and torque will be less. Refer to the engine manufacturer's web site for additional information.

CODE	ATTACHMENT IDENTIFIER	DESCRIPTION	SUGGESTED LIST PRICE USD (\$)
------	--------------------------	-------------	-------------------------------------

Select One Code From Each Required Category

BASE MACHINE

F.O.B. Davenport, Iowa

1290TC	WH48A, 18.5 HP* Twin Loop Control Commercial Hydrostatic Drive Walk-Behind Mower with 48 In. Deck	7,299.00
--------	---	----------

DESTINATION

0202	United States and Canada	In Base Price
0230	Australia and New Zealand	Same Price
0195	Mexico	Same Price
0250	Other	Same Price

ATTACHMENTS FOR FIELD CONVERSION

TCB11744	Miscellaneous: Sulky	541.41
TCB11740	Mower Deck and Mower Deck Attachments: 48 In. Mulch Kit	245.03
BTC10643	Grass Collector, 3 Cu Ft.	329.56
BTC10484	Weights: Weight Kit (Model Year 2013 and newer)	114.49

JOHN DEERE COMMERCIAL PRODUCTS
COMMERCIAL WALK-BEHIND MOWERS

**WHP48A, 18.5 HP* Pistol Grip Control Commercial Hydrostatic Drive Walk-Behind
Mower with 48 In. Deck**
Equipment for Base Machine

18.5 HP*
Vertical-Shaft Air Cooled
Engine (603cc, 36.8 cu. in)
Full Pressure Lubrication
System with Replaceable
Oil Filter
Electric Start
Dual Element Air Cleaner
10cc Hydro-Gear Pumps
6-Position Hydrostatic
Adjustment
Parker-Ross Wheel Motors
Low Center of Gravity
Operator Presence System
Dual Hydrostatic Wheel Drive
48 In. Fully Floating
Commercial Side Discharge
Mower Deck

7-Gauge Fabricated Steel Mower
Deck
Aluminum Spindle Housings
1.5-5.0 In. Height of Cut with
14 Cut Height Settings
4 Anti-Scalp Wheels
Pistol Grip Direction Control
Adjustable Height Operator
Station
7 MPH Mowing Speed
3 MPH Reverse Speed
5.8 U.S. Gallon Fuel Capacity
16x7.5-8 Rear Tires
9x3.5-4 Front Caster Tires
Electric PTO Clutch
Tire Engaging Park Brake
English/Spanish Operator's
Safety Video and Labels

*The engine horsepower and torque information are provided by the engine manufacturer to be used for comparison purposes only. Actual operating horsepower and torque will be less. Refer to the engine manufacturer's web site for additional information.

CODE	ATTACHMENT IDENTIFIER	DESCRIPTION	SUGGESTED LIST PRICE USD (\$)
------	--------------------------	-------------	-------------------------------------

Select One Code From Each Required Category

BASE MACHINE

F.O.B. Davenport, Iowa

1291TC	WHP48A, 18.5 HP* Pistol Grip Control Commercial Hydrostatic Drive Walk-Behind Mower with 48 In. Deck	7,299.00
--------	---	----------

DESTINATION

0202	United States and Canada	In Base Price
0230	Australia and New Zealand	Same Price
0195	Mexico	Same Price
0250	Other	Same Price

ATTACHMENTS FOR FIELD CONVERSION

TCB11744	Miscellaneous: Sulky	541.41
TCB11740	Mower Deck and Mower Deck Attachments: 48 In. Mulch Kit	245.03
BTC10643	Grass Collector, 3 Cu Ft.	329.56
BTC10484	Weights: Weight Kit (Model Year 2013 and newer)	114.49

JOHN DEERE COMMERCIAL PRODUCTS
COMMERCIAL WALK-BEHIND MOWERS

**WH52A, 18.5 HP* Twin Loop Control Commercial Hydrostatic Drive Walk-Behind
Mower with 52 In. Deck**
Equipment for Base Machine

18.5 HP*
Vertical-Shaft Air Cooled
Engine (603cc, 36.8 cu. in)
Full Pressure Lubrication
System with Replaceable
Oil Filter
Electric Start
10cc Hydro-Gear Pumps
6-Position Hydrostatic
Adjustment
Parker-Ross Wheel Motors
Low Center of Gravity
Operator Presence System
Dual Hydrostatic Wheel Drive
Dual Element Air Cleaner
52 In. Fully Floating
Commercial Side Discharge
Mower Deck
7-Gauge Fabricated Steel Mower

Deck
Aluminum Spindle Housings
1.5-5.0 In. Height of Cut with
14 Cut Height Settings
4 Anti-Scalp Wheels
Twin Loop Controls with
Speed Index Bar and
Reverse Index Bar
Adjustable Height Operator
Station
7 MPH Mowing Speed
3 MPH Reverse Speed
5.8 U.S. Gallon Fuel Capacity
16x7.5-8 Rear Tires
9x3.5-4 Front Caster Tires
Electric PTO Clutch
Tire Engaging Park Brake
English/Spanish Operator's
Safety Video and Labels

*The engine horsepower and torque information are provided by the engine manufacturer to be used for comparison purposes only. Actual operating horsepower and torque will be less. Refer to the engine manufacturer's web site for additional information.

CODE	ATTACHMENT IDENTIFIER	DESCRIPTION	SUGGESTED LIST PRICE USD (\$)
------	--------------------------	-------------	-------------------------------------

Select One Code From Each Required Category

BASE MACHINE

F.O.B. Davenport, Iowa

1280TC	WH52A, 18.5 HP* Twin Loop Control Commercial Hydrostatic Drive Walk-Behind Mower with 52 In. Deck	7,699.00
--------	---	----------

DESTINATION

0202	United States and Canada	In Base Price
0230	Australia and New Zealand	Same Price
0195	Mexico	Same Price
0250	Other	Same Price

ATTACHMENTS FOR FIELD CONVERSION

TCB11744	Miscellaneous: Sulky	541.41
TCB11741	Mower Deck and Mower Deck Attachments: 52 In. Mulch Kit	267.50
BTC10643	Grass Collector, 3 Cu Ft.	329.56
BTC10484	Weights: Weight Kit (Model Year 2013 and newer)	114.49

JOHN DEERE COMMERCIAL PRODUCTS

COMMERCIAL WALK-BEHIND MOWERS

WHP52A, 18.5 HP* Pistol Grip Control Commercial Hydrostatic Drive Walk-Behind Mower with 52 In. Deck Equipment for Base Machine

18.5 HP*
Vertical-Shaft Air Cooled
Engine (603cc, 36.8 cu. in)
Full Pressure Lubrication
System with Replaceable
Oil Filter
Electric Start
Dual Element Air Cleaner
10cc Hydro-Gear Pumps
6-Position Hydrostatic
Adjustment
Parker-Ross Wheel Motors
Low Center of Gravity
Operator Presence System
Dual Hydrostatic Wheel Drive
52 In. Fully Floating
Commercial Side Discharge
Mower Deck

7-Gauge Fabricated Steel Mower
Deck
Aluminum Spindle Housings
1.5-5.0 In. Height of Cut with
14 Cut Height Settings
4 Anti-Scalp Wheels
Pistol Grip Direction Control
Adjustable Height Operator
Station
7 MPH Mowing Speed
3 MPH Reverse Speed
5.8 U.S. Gallon Fuel Capacity
16x7.5-8 Rear Tires
9x3.5-4 Front Caster Tires
Electric PTO Clutch
Tire Engaging Park Brake
English/Spanish Operator's
Safety Video and Labels

*The engine horsepower and torque information are provided by the engine manufacturer to be used for comparison purposes only. Actual operating horsepower and torque will be less. Refer to the engine manufacturer's web site for additional information.

CODE	ATTACHMENT IDENTIFIER	DESCRIPTION	SUGGESTED LIST PRICE USD (\$)
------	--------------------------	-------------	-------------------------------------

Select One Code From Each Required Category

BASE MACHINE

F.O.B. Davenport, Iowa

1281TC	WHP52A, 18.5 HP* Pistol Grip Control Commercial Hydrostatic Drive Walk-Behind Mower with 52 In. Deck	7,699.00
--------	---	----------

DESTINATION

0202	United States and Canada	In Base Price
0230	Australia and New Zealand	Same Price
0195	Mexico	Same Price
0250	Other	Same Price

ATTACHMENTS FOR FIELD CONVERSION

TCB11744	Miscellaneous: Sulky	541.41
TCB11741	Mower Deck and Mower Deck Attachments: 52 In. Mulch Kit	267.50
BTC10643	Grass Collector, 3 Cu Ft.	329.56
BTC10484	Weights: Weight Kit (Model Year 2013 and newer)	114.49

JOHN DEERE COMMERCIAL PRODUCTS
COMMERCIAL ZERO-TURN-RADIUS MOWERS AND EQUIPMENT

652B 22HP* Commercial QuikTrak with 52 In. 7-Gauge Fixed Deck
Equipment for Base Machine

22HP*	Cast Iron Spindle Housing	horsepower and
Vertical-Shaft Air Cooled	1.25 - 5 In. Cutting Heights	torque information is provided
Gas Engine 726cc (44.3 cu. in.)	in 0.25 In. Increments	by the engine
Full Pressure Lubrication	Dual Lever Direction/Speed	manufacturer to be used for
System With Replaceable Oil Filter	Control with Reverse Bar	comparison
Heavy Duty Canister Air Cleaner	9.5 MPH Forward / 5.5 MPH Reverse	purposes only. Actual
Dry Replaceable Filter Element with Secondary Safety Element	5.6 U.S. Gallon Fuel Capacity with Fuel Shutoff Valve	operating horsepower
12 Volt Charge System	20 x 10-8 In.	and torque will be less. Refer
12cc Hydro-Gear Transmission Pumps	4PR Turf Drive Tires	to the engine
15 cu. in. Hydro-Gear Wheel Motors	11 x 4-5 In. Front Caster Tires	manufacturer's web site for
Dual Wheel Parking Brake	Electric PTO Clutch	additional information.
Operator Presence System Platform	Digital Hourmeter	
52 In. Fixed, Side Discharge	Thick, Insulated Leaning Pad	
7 Ga. Fabricated Steel Deck	* @ 3600 RPM engine manufacturer certified	
	gross power tested in accordance with SAE J1995, 726cc. The engine	

CODE	ATTACHMENT IDENTIFIER	DESCRIPTION	SUGGESTED LIST PRICE USD (\$)
------	-----------------------	-------------	-------------------------------

Select One Code From Each Required Category

BASE MACHINE

F.O.B. Davenport, Iowa

2370TC	652B 22HP* Commercial QuikTrak with 52 In. 7-Gauge Fixed Deck	8,465.00
--------	---	----------

DESTINATION

001A	United States and Canada	In Base Price
------	--------------------------	---------------

ATTACHMENTS FOR FIELD CONVERSION

Engine:		
AM108146	Spark Arrester Screen for Muffler	See Parts
Mower Deck and Mower Deck Attachments:		
BTC10560	Mulch Kit (52 In.)	309.23

JOHN DEERE COMMERCIAL PRODUCTS
COMMERCIAL ZERO-TURN-RADIUS MOWERS AND EQUIPMENT

648R 22HP* Commercial QuikTrak with 48 In. 7-Gauge Floating Deck
Equipment for Base Machine

22HP* Vertical-Shaft Air Cooled Gas Engine 726cc (44.3 cu. in.) Full Pressure Lubrication System With Replaceable Oil Filter Heavy Duty Canister Air Cleaner Dry Replaceable Filter Element with Secondary Safety Element 12 Volt Charge System Dual Hydrostatic Wheel Drive 12cc Hydro-Gear Transmission 15 cu. in. Hydro-Gear Wheel Motors Dual Wheel Parking Brake Operator Presence System Platform 48 In. Floating, Side Discharge 7 Ga. Fabricated Steel Mower Deck Cast Iron Spindle Housing	Pin Height of Cut Adjustment No-tool Lever Assisted Height Cut Adjustment 1.5 - 5 In. Cutting Heights in 0.25 In. Increments Dual Lever Direction/Speed Control with Reverse Bar 9.5 MPH Forward/5.5 MPH Reverse 5.6 U.S. Gallon Fuel Capacity with Fuel Shutoff Valve 20 x 10-8 In. 4PR Turf Drive Tires 13x6.5-6 Semi Pnuematic Front Caster Tires Electric PTO Clutch Digital Hourmeter Thick, Insulated Leaning Pad * @ 3600 RPM engine manufacturer certified gross power tested in accordance with SAE J1995, 726cc. The engine	horsepower and torque information is provided by the engine manufacturer to be used for comparison purposes only. Actual operating horsepower and torque will be less. Refer to the engine manufacturer's web site for additional information.
--	--	--

CODE	ATTACHMENT IDENTIFIER	DESCRIPTION	SUGGESTED LIST PRICE USD (\$)
------	--------------------------	-------------	-------------------------------------

Select One Code From Each Required Category

BASE MACHINE

	<i>F.O.B. Davenport, Iowa</i>	
2320TC	648R 22HP* Commercial QuikTrak with 48 In. 7-Gauge Floating Deck	9,065.00

DESTINATION

001A	United States and Canada	In Base Price
------	--------------------------	---------------

ATTACHMENTS FOR FIELD CONVERSION

	Engine: AM108146 Spark Arrester Screen for Muffler	See Parts
	Mower Deck and Mower Deck Attachments: BTC10537 Mulch Kit (48 In.)	298.53

JOHN DEERE COMMERCIAL PRODUCTS
COMMERCIAL ZERO-TURN-RADIUS MOWERS AND EQUIPMENT

652R 23.5HP* Commercial QuikTrak with 52 In. 7-Gauge Floating Deck
Equipment for Base Machine

23.5HP* Vertical-Shaft Air Cooled Gas Engine 726cc (44.3 cu. in.) Full Pressure Lubrication System With Replaceable Oil Filter Heavy Duty Canister Air Cleaner Dry Replaceable Filter Element with Secondary Safety Element 12 Volt Charge System Dual Hydrostatic Wheel Drive 12cc Hydro-Gear Transmission 15 cu. in. Hydro-Gear Wheel Motors Dual Wheel Parking Brake Operator Presence System Platform 52 In. Floating, Side Discharge 7 Ga. Fabricated Steel Mower Deck Cast Iron Spindle Housing	Pin Height of Cut Adjustment No-tool Lever Assisted Height Cut Adjustment 1.5 - 5 In. Cutting Heights in 0.25 In. Increments Dual Lever Direction/Speed Control with Reverse Bar 9.5 MPH Forward/5.5 MPH Reverse 5.6 U.S. Gallon Fuel Capacity with Fuel Shutoff Valve 20 x 10-8 In. 4PR Turf Drive Tires 13x6.5-6 Semi Pnuematic Front Caster Tires Electric PTO Clutch Digital Hourmeter Thick, Insulated Leaning Pad * @ 3600 RPM engine manufacturer certified gross power tested in accordance with SAE J1995, 726cc. The engine	horsepower and torque information is provided by the engine manufacturer to be used for comparison purposes only. Actual operating horsepower and torque will be less. Refer to the engine manufacturer's web site for additional information.
--	--	--

CODE	ATTACHMENT IDENTIFIER	DESCRIPTION	SUGGESTED LIST PRICE USD (\$)
------	--------------------------	-------------	-------------------------------------

Select One Code From Each Required Category

BASE MACHINE

	<i>F.O.B. Davenport, Iowa</i>	
2310TC	652R 23.5HP* Commercial QuikTrak with 52 In. 7-Gauge Floating Deck	9,465.00

DESTINATION

001A	United States and Canada	In Base Price
------	--------------------------	---------------

ATTACHMENTS FOR FIELD CONVERSION

	Engine: AM108146 Spark Arrester Screen for Muffler	See Parts
	Mower Deck and Mower Deck Attachments: BTC10560 Mulch Kit (52 In.)	309.23

JOHN DEERE COMMERCIAL PRODUCTS
COMMERCIAL ZERO-TURN-RADIUS MOWERS AND EQUIPMENT

652R EFI 24.6HP* Commercial QuikTrak with 52 In. 7-Gauge Floating Deck
Equipment for Base Machine

24.6 HP*
Vertical-Shaft Air Cooled
Electronically Fuel Injected
Closed Loop System
Engine (45.6 Cu. In.)
747cc, 18.3 kW
Full Pressure Lubrication
System With Replaceable Oil
Filter
Heavy Duty Canister Air Cleaner
Dry Replaceable Filter Element
with Secondary Safety Element
12 Volt Charge System
Dual Hydrostatic Wheel Drive
12cc Hydro-Gear Transmission
15 cu. in. Hydro-Gear Wheel
Motors
Dual Wheel Parking Brake
Operator Presence System
Platform
52 In. Floating, Side Discharge
7 Ga. Fabricated Steel Mower

Deck
Cast Iron Spindle Housing
Pin Height of Cut Adjustment
No-tool Lever Assisted Height
Cut Adjustment
1.5 - 5 In. Cutting Heights
in 0.25 In. Increments
Dual Lever Direction/Speed
Control with Reverse Bar
9.5 MPH Forward/5.5 MPH Reverse
5.6 U.S. Gallon Fuel Capacity
with Fuel Shutoff Valve
20 x 10-8 In.
4PR Turf Drive Tires
13x6.5-6 Semi Pneumatic Front
Caster Tires
Electric PTO Clutch
Digital Hourmeter
Thick, Insulated Leaning Pad
* @ 3600 RPM engine manufacturer
certified
gross power tested in

accordance with SAE
J1995, 747cc. The engine
horsepower and
torque information is provided
by the engine
manufacturer to be used for
comparison
purposes only. Actual
operating horsepower
and torque will be less. Refer
to the engine
manufacturer's web site for
additional information.

CODE	ATTACHMENT IDENTIFIER	DESCRIPTION	SUGGESTED LIST PRICE USD (\$)
Select One Code From Each Required Category			
BASE MACHINE			
<i>F.O.B. Davenport, Iowa</i>			
2311TC		652R EFI 24.6HP* Commercial QuikTrak with 52 In. 7-Gauge Floating Deck	9,965.00
DESTINATION			
001A		United States and Canada	In Base Price
ATTACHMENTS FOR FIELD CONVERSION			
	Engine:		
AM108146	Spark Arrester Screen for Muffler		See Parts
	Mower Deck and Mower Deck Attachments:		
BTC10560	Mulch Kit (52 In.)		309.23

JOHN DEERE COMMERCIAL PRODUCTS
COMMERCIAL ZERO-TURN-RADIUS MOWERS AND EQUIPMENT

661R 23.5HP* Commercial QuikTrak with 61 In. 7-Gauge Floating Deck
Equipment for Base Machine

23.5HP*
Vertical-Shaft Air Cooled
Gas Engine 726cc (44.3 cu.
in.)
Full Pressure Lubrication
System With Replaceable Oil
Filter
Heavy Duty Canister Air Cleaner
Dry Replaceable Filter Element
with Secondary Safety Element
12 Volt Charge System
Dual Hydrostatic Wheel Drive
12cc Hydro-Gear Transmission
15 cu. in. Hydro-Gear Wheel
Motors
Dual Wheel Parking Brake
Operator Presence System
Platform
61 In. Floating, Side Discharge
7 Ga. Fabricated Steel Mower
Deck
Cast Iron Spindle Housing

Pin Height of Cut Adjustment
No-tool Lever Assisted Height
Cut Adjustment
1.5 - 5 In. Cutting Heights
in 0.25 In. Increments
Dual Lever Direction/Speed
Control with Reverse Bar
9.5 MPH Forward/5.5 MPH Reverse
5.6 U.S. Gallon Fuel Capacity
with Fuel Shutoff Valve
20 x 10-8 In.
4PR Turf Drive Tires
13x6.5-6 Semi Pnuematic Front
Caster Tires
Electric PTO Clutch
Digital Hourmeter
Thick, Insulated Leaning Pad
* @ 3600 RPM engine manufacturer
certified
gross power tested in
accordance with SAE
J1995, 726cc. The engine

horsepower and
torque information is provided
by the engine
manufacturer to be used for
comparison
purposes only. Actual
operating horsepower
and torque will be less. Refer
to the engine
manufacturer's web site for
additional information.

CODE	ATTACHMENT IDENTIFIER	DESCRIPTION	SUGGESTED LIST PRICE USD (\$)
------	--------------------------	-------------	-------------------------------------

Select One Code From Each Required Category

BASE MACHINE

F.O.B. Davenport, Iowa

2300TC	661R 23.5HP* Commercial QuikTrak with 61 In. 7-Gauge Floating Deck	10,065.00
--------	--	-----------

DESTINATION

001A	United States and Canada	In Base Price
------	--------------------------	---------------

ATTACHMENTS FOR FIELD CONVERSION

AM108146	Engine: Spark Arrester Screen for Muffler	See Parts
BTC10561	Mower Deck and Mower Deck Attachments: Mulch Kit (61 In.)	319.93

JOHN DEERE COMMERCIAL PRODUCTS
COMMERCIAL ZERO-TURN-RADIUS MOWERS AND EQUIPMENT

661R EFI 24.6HP* Commercial QuikTrak with 61 In. 7-Gauge Floating Deck
Equipment for Base Machine

24.6 HP*	Deck	accordance with SAE
Vertical-Shaft Air Cooled	Cast Iron Spindle Housing	J1995, 747cc. The engine
Electronically Fuel Injected	Pin Height of Cut Adjustment	horsepower and
Closed Loop System	No-tool Lever Assisted Height	torque information is provided
Engine (45.6 Cu. In.)	Cut Adjustment	by the engine
747cc, 18.3 kW	1.5 - 5 In. Cutting Heights	manufacturer to be used for
Full Pressure Lubrication	in 0.25 In. Increments	comparison
System With Replaceable Oil	Dual Lever Direction/Speed	purposes only. Actual
Filter	Control with Reverse Bar	operating horsepower
Heavy Duty Canister Air Cleaner	9.5 MPH Forward/5.5 MPH Reverse	and torque will be less. Refer
Dry Replaceable Filter Element	5.6 U.S. Gallon Fuel Capacity	to the engine
with Secondary Safety Element	with Fuel Shutoff Valve	manufacturer's web site for
12 Volt Charge System	20 x 10-8 In.	additional information.
Dual Hydrostatic Wheel Drive	4PR Turf Drive Tires	
12cc Hydro-Gear Transmission	13x6.5-6 Semi Pneumatic Front	
15 cu. in. Hydro-Gear Wheel	Caster Tires	
Motors	Electric PTO Clutch	
Dual Wheel Parking Brake	Digital Hourmeter	
Operator Presence System	Thick, Insulated Leaning Pad	
Platform	* @ 3600 RPM engine manufacturer	
61 In. Floating, Side Discharge	certified	
7 Ga. Fabricated Steel Mower	gross power tested in	

CODE	ATTACHMENT IDENTIFIER	DESCRIPTION	SUGGESTED LIST PRICE USD (\$)
------	-----------------------	-------------	-------------------------------

Select One Code From Each Required Category

BASE MACHINE

F.O.B. Davenport, Iowa

2301TC	661R EFI 24.6HP* Commercial QuikTrak with 61 In. 7-Gauge Floating Deck	10,565.00
--------	--	-----------

DESTINATION

001A	United States and Canada	In Base Price
------	--------------------------	---------------

ATTACHMENTS FOR FIELD CONVERSION

Engine:		
AM108146	Spark Arrester Screen for Muffler	See Parts
Mower Deck and Mower Deck Attachments:		
BTC10561	Mulch Kit (61 In.)	319.93

JOHN DEERE COMMERCIAL PRODUCTS
COMMERCIAL ZERO-TURN-RADIUS MOWERS AND EQUIPMENT

997 Commercial L. C. Diesel Max-Frame Z-Trak with 60 In. Side Discharge 7-Iron PRO Deck
Equipment for Base Machine

31 Gross HP Yanmar Horizontal Shaft Direct Injected Liquid Cooled Diesel Engine (81 Cu. In.) 1.5 x 3.0 In. Steel Tubular Frame - 7 Gauge Full Pressure Lubrication System With Replaceable Oil Filter Heavy-Duty Canister Air Cleaner; Dual Element, Dry-Type with Safety Element and Air Service Indicator 12 Volt with 40 AMP Regulated Charge System Dual Hydrostatic Wheel Drive Kanzaki Dual Unitized Pump Dual Wheel Parking Brake Operator Presence System Folding Two Post ROPS (Roll-Over Protective Structure) and Seat Belt	60 In. 7-Iron PRO Commercial Side Discharge Mower Deck 7-Gauge Stamped Steel Mower Deck 8 In. Aluminum Spindle Housing One-Touch Dial and Electric Deck Lift Height of Cut Adjustment Full Floating Suspension Deck 1.5 - 5.0 In. Cutting Heights in 0.25 In. Increments Dual Lever Direction/Speed Control Quick-Service Hinged Foot Platform Fully Enclosed Engine Compartment Ergonomic Operator Contoured Soft Touch Grips and Integrated Handle Controls 11.5 MPH Mowing Speed 12 U.S. Gallon Fuel Capacity with Fuel Shutoff Valve	26x12-12 In. Square Shoulder 4PR Turf Drive Tires 15x6-6 4PR Front Caster Tires Right Hand Control Console Cluster Cup & Tool Holder Low Oil Pressure Warning Light Battery Charge Light Hydraulic PTO Clutch Digital Hourmeter Deluxe Comfort Seat with Armrests
---	---	--

CODE	ATTACHMENT IDENTIFIER	DESCRIPTION	SUGGESTED LIST PRICE USD (\$)
------	--------------------------	-------------	-------------------------------------

Select One Code From Each Required Category

BASE MACHINE

F.O.B. Raleigh, North Carolina

095ATC	997 Commercial L. C. Diesel Max-Frame Z-Trak with 60 In. Side Discharge 7-Iron PRO Deck	19,735.00
--------	---	-----------

ATTACHMENTS - ORDER AS DESIRED

9100	European CE Kit: European CE 997 Z-Trak with 60 In. SD Mower Deck <i>This Code Must be Ordered to Receive a 997 Z-Trak Mower Which Meets CE Requirements.</i>	248.00
------	--	--------

ATTACHMENTS FOR FIELD CONVERSION

TCA19917	Engine: B20 Biodiesel Conversion Kit <i>This kit converts one machine to use B20 Diesel fuel.</i>	See Parts
TCA18513	Miscellaneous: Deluxe Comfort Seat with Armrest	See Parts
TCB11281	Front Light (2) Kit	238.61
DMB210226	Rear Bumper Kit	464.39
TCB10915	Suspension Seat Kit	308.16
TCB11711	X-Large E-Crate Cover	See Parts

JOHN DEERE COMMERCIAL PRODUCTS
COMMERCIAL ZERO-TURN-RADIUS MOWERS AND EQUIPMENT

**997 Commercial L. C. Diesel Max-Frame Z-Trak with 60 In. Side Discharge 7-Iron PRO
Deck**

Continued

CODE	ATTACHMENT IDENTIFIER	DESCRIPTION	SUGGESTED LIST PRICE USD (\$)
ATTACHMENTS FOR FIELD CONVERSION Continued...			
		Mower Deck and Mower Deck Attachments:	
	DMB210112	Hydraulic Deck Lift <i>For Model Year '05 Machines Not Equipped with Standard Hydraulic Deck Lift.</i>	560.69
	TCB10953	Mulch Kit (60 In. 7-Iron, 7-Iron II and 7-Iron PRO)	319.93
	TCB11230	Roller Striping Kit for 60 In. Deck <i>For Model Year '11 and Later (Serial # 060000-).</i>	439.77
	TCB10802	Roller Striping Kit for 60 In. Side Discharge Deck <i>For Model Year '10 and Prior Serial # -059999).</i>	439.77

JOHN DEERE COMMERCIAL PRODUCTS
COMMERCIAL ZERO-TURN-RADIUS MOWERS AND EQUIPMENT

997 Commercial L. C. Diesel Max-Frame Z-Trak with 60 In. Mulch On Demand 7-Gauge Deck

Equipment for Base Machine

31 Gross HP Yanmar Horizontal
Shaft Direct Injected
Liquid Cooled Diesel Engine
(81 Cu. In.)
1.5 x 3.0 In. Steel Tubular
Frame - 7 Gauge
Full Pressure Lubrication
System With Replaceable Oil
Filter
Heavy-Duty Canister Air Cleaner;
Dual Element, Dry-Type with
Safety Element and Air Service
Indicator
12 Volt with 40 AMP Regulated
Charge System
Dual Hydrostatic Wheel Drive
Kanzaki Dual Unitized Pump
Dual Wheel Parking Brake
Operator Presence System
Folding Two Post ROPS
(Roll-Over Protective
Structure) and Seat Belt

60 In. 7-Iron PRO Commercial
Mulch On Demand Mower Deck
7-Gauge Stamped Steel Mower Deck
8 In. Aluminum Spindle Housings
One-Touch Dial and Electric
Deck Lift Height of Cut
Adjustment
Full Floating Suspension Deck
1.5 - 5.0 In. Cutting Heights
in 0.25 In. Increments
Dual Lever Direction/Speed
Control
Quick-Service Hinged Foot
Platform
Fully Enclosed Engine
Compartment
Ergonomic Operator Contoured
Soft Touch Grips and Integrated
Handle Controls
11.5 MPH Mowing Speed
12 U.S. Gallon Fuel Capacity
with Fuel Shutoff Valve

26x12-12 In. Square Shoulder
4PR Turf Drive Tires
15x6-6 4PR Front Caster Tires
Right Hand Control Console
Cluster
Cup & Tool Holder
Low Oil Pressure Warning Light
Battery Charge Light
Hydraulic PTO Clutch
Digital Hourmeter
Deluxe Comfort Seat with
Armrests

CODE	ATTACHMENT IDENTIFIER	DESCRIPTION	SUGGESTED LIST PRICE USD (\$)
------	--------------------------	-------------	-------------------------------------

Select One Code From Each Required Category

BASE MACHINE

F.O.B. Raleigh, North Carolina

095DTC	997 Commercial L. C. Diesel Max-Frame Z-Trak with 60 In. Mulch On Demand 7-Gauge Deck	20,595.00
--------	---	-----------

ATTACHMENTS FOR FIELD CONVERSION

TCA19917	Engine: B20 Biodiesel Conversion Kit	See Parts
TCA18513	Miscellaneous: Deluxe Comfort Seat with Armrest	See Parts
TCB11281	Front Light (2) Kit	238.61
DMB210226	Rear Bumper Kit	464.39
TCB10915	Suspension Seat Kit	308.16
TCB11711	X-Large E-Crate Cover	See Parts
TCB11230	Mower Deck and Mower Deck Attachments: Roller Striping Kit for 60 In. Deck <i>For Model Year '11 and Later (Serial # 060000-).</i>	439.77

JOHN DEERE COMMERCIAL PRODUCTS
COMMERCIAL ZERO-TURN-RADIUS MOWERS AND EQUIPMENT

997 Commercial L. C. Diesel Max-Frame Z-Trak with 60 In. Rear Discharge 7-Gauge Deck

Equipment for Base Machine

31 Gross HP Yanmar Horizontal Shaft Direct Injected Liquid Cooled Diesel Engine (81 Cu. In.) 1.5 x 3.0 In. Steel Tubular Frame - 7 Gauge Full Pressure Lubrication System With Replaceable Oil Filter Heavy-Duty Canister Air Cleaner; Dual Element, Dry-Type with Safety Element and Air Service Indicator 12 Volt with 40 AMP Regulated Charge System Dual Hydrostatic Wheel Drive Kanzaki Dual Unitized Pump Dual Wheel Parking Brake Operator Presence System Folding Two Post ROPS (Roll-Over Protective Structure) and Seat Belt	60 In. 7-Iron PRO Commercial Side Discharge Mower Deck 7-Gauge Stamped Steel Mower Deck 8 In. Aluminum Spindle Housing One-Touch Dial and Electric Deck Lift Height of Cut Adjustment Full Floating Suspension Deck 1.5 - 5.0 In. Cutting Heights in 0.25 In. Increments Dual Lever Direction/Speed Control Quick-Service Hinged Foot Platform Fully Enclosed Engine Compartment Ergonomic Operator Contoured Soft Touch Grips and Integrated Handle Controls 11.5 MPH Mowing Speed 12 U.S. Gallon Fuel Capacity with Fuel Shutoff Valve	26x12-12 In. Square Shoulder 4PR Turf Drive Tires 15x6-6 4PR Front Caster Tires Right Hand Control Console Cluster Cup & Tool Holder Low Oil Pressure Warning Light Battery Charge Light Hydraulic PTO Clutch Digital Hourmeter Deluxe Comfort Seat with Armrests
---	---	--

CODE	ATTACHMENT IDENTIFIER	DESCRIPTION	SUGGESTED LIST PRICE USD (\$)
------	--------------------------	-------------	-------------------------------------

Select One Code From Each Required Category

BASE MACHINE

F.O.B. Raleigh, North Carolina

095CTC	997 Commercial L. C. Diesel Max-Frame Z-Trak with 60 In. Rear Discharge 7-Gauge Deck	19,972.00
--------	--	-----------

ATTACHMENTS - ORDER AS DESIRED

9100	European CE Kit: European CE 997 Z-Trak with 60 In. RD Mower Deck <i>This Code Must be Ordered to Receive a 997 Z-Trak Mower Which Meets CE Requirements.</i>	248.00
------	--	--------

ATTACHMENTS FOR FIELD CONVERSION

TCA19917	Engine: B20 Biodiesel Conversion Kit <i>This kit converts one machine to use B20 Diesel fuel.</i>	See Parts
TCA18513	Miscellaneous: Deluxe Comfort Seat with Armrest	See Parts
TCB11281	Front Light (2) Kit	238.61
DMB210226	Rear Bumper Kit	464.39
TCB10915	Suspension Seat Kit	308.16
TCB11711	X-Large E-Crate Cover	See Parts

JOHN DEERE COMMERCIAL PRODUCTS
COMMERCIAL ZERO-TURN-RADIUS MOWERS AND EQUIPMENT

**997 Commercial L. C. Diesel Max-Frame Z-Trak with 60 In. Rear Discharge 7-Gauge
Deck**

Continued

CODE	ATTACHMENT IDENTIFIER	DESCRIPTION	SUGGESTED LIST PRICE USD (\$)
ATTACHMENTS FOR FIELD CONVERSION Continued...			
		Mower Deck and Mower Deck Attachments:	
	DMB210112	Hydraulic Deck Lift <i>For Model Year '05 Machines Not Equipped with Standard Hydraulic Deck Lift.</i>	560.69
	TCB10953	Mulch Kit (60 In. 7-Iron, 7-Iron II and 7-Iron PRO)	319.93

JOHN DEERE COMMERCIAL PRODUCTS
COMMERCIAL ZERO-TURN-RADIUS MOWERS AND EQUIPMENT

997 Commercial L. C. Diesel Max-Frame Z-Trak with 72 In. Side Discharge 7-Iron PRO Deck

Equipment for Base Machine

31 Gross HP Yanmar Horizontal
Shaft Direct Injected
Liquid Cooled Diesel Engine
(81 Cu. In.)
1.5 x 3.0 In. Steel Tubular
Frame - 7 Gauge
Full Pressure Lubrication
System With Replaceable Oil
Filter
Heavy-Duty Canister Air Cleaner;
Dual Element, Dry-Type with
Safety Element and Air Service
Indicator
12 Volt with 40 AMP Regulated
Charge System
Dual Hydrostatic Wheel Drive
Kanzaki Dual Unitized Pump
Dual Wheel Parking Brake
Operator Presence System
Folding Two Post ROPS
(Roll-Over Protective
Structure) and Seat Belt

60 In. 7-Iron PRO Commercial
Side Discharge Mower Deck
7-Gauge Stamped Steel Mower Deck
8 In. Aluminum Spindle Housing
One-Touch Dial and Electric
Deck Lift Height of Cut
Adjustment
Full Floating Suspension Deck
1.5 - 5.0 In. Cutting Heights
in 0.25 In. Increments
Dual Lever Direction/Speed
Control
Quick-Service Hinged Foot
Platform
Fully Enclosed Engine
Compartment
Ergonomic Operator Contoured
Soft Touch Grips and Integrated
Handle Controls
11.5 MPH Mowing Speed
12 U.S. Gallon Fuel Capacity
with Fuel Shutoff Valve

26x12-12 In. Square Shoulder
4PR Turf Drive Tires
15x6-6 4PR Front Caster Tires
Right Hand Control Console
Cluster
Cup & Tool Holder
Low Oil Pressure Warning Light
Battery Charge Light
Hydraulic PTO Clutch
Digital Hourmeter
Deluxe Comfort Seat with
Armrests

CODE	ATTACHMENT IDENTIFIER	DESCRIPTION	SUGGESTED LIST PRICE USD (\$)
------	--------------------------	-------------	-------------------------------------

Select One Code From Each Required Category

BASE MACHINE

F.O.B. Raleigh, North Carolina

095BTC	997 Commercial L. C. Diesel Max-Frame Z-Trak with 72 In. Side Discharge 7-Iron PRO Deck	20,344.00
--------	---	-----------

ATTACHMENTS - ORDER AS DESIRED

9100	European CE Kit: European CE 997 Z-Trak with 72 In. SD Mower Deck <i>This Code Must be Ordered to Receive a 997 Z-Trak Mower Which Meets CE Requirements.</i>	248.00
------	--	--------

ATTACHMENTS FOR FIELD CONVERSION

TCA19917	Engine: B20 Biodiesel Conversion Kit <i>This kit converts one machine to use B20 Diesel fuel.</i>	See Parts
TCA18513	Miscellaneous: Deluxe Comfort Seat with Armrest	See Parts
TCB11281	Front Light (2) Kit	238.61
DMB210226	Rear Bumper Kit	464.39
TCB10915	Suspension Seat Kit	308.16
TCB11711	X-Large E-Crate Cover	See Parts

JOHN DEERE COMMERCIAL PRODUCTS
COMMERCIAL ZERO-TURN-RADIUS MOWERS AND EQUIPMENT

**997 Commercial L. C. Diesel Max-Frame Z-Trak with 72 In. Side Discharge 7-Iron PRO
Deck**
Continued

CODE	ATTACHMENT IDENTIFIER	DESCRIPTION	SUGGESTED LIST PRICE USD (\$)
ATTACHMENTS FOR FIELD CONVERSION Continued...			
		Mower Deck and Mower Deck Attachments:	
	DMB210112	Hydraulic Deck Lift <i>For Model Year '05 Machines Not Equipped with Standard Hydraulic Deck Lift.</i>	560.69
	TCB10951	Mulch Kit (72 In. 7-Iron, 7-Iron II and 7-Iron PRO)	331.70
	TCB11231	Roller Striping Kit for 72 In. Deck <i>For Model year '11 and Later (Serial # 060000-).</i>	439.77
	TCB10811	Roller Striping Kit for 72 In. Side Discharge Deck <i>For Model Year '10 and Prior Serial # -059999).</i>	439.77

JOHN DEERE COMMERCIAL PRODUCTS
COMMERCIAL ZERO-TURN-RADIUS MOWERS AND EQUIPMENT

Z915B Commercial ZTrak
Equipment for Base Machine

23.9 HP*	Adjustment	Digital Hourmeter
Vertical-Shaft Air Cooled	Single-Turn Deck Transport Lock	* @ 3600 RPM engine manufacturer
Engine (44.2 Cu. In.)	System	certified
725cc, 17.8 kW	Full Floating Suspension Deck	gross power tested in
Full Pressure Lubrication System	1.0 - 5.5 In. Cutting Heights	accordance with SAE
with Replaceable Oil Filter	in 0.25 In. Increments	J1995, 725cc. The engine
Heavy Duty Canister Air	Dual Lever Direction/Speed	horsepower and
Cleaner; Dry Replaceable	Control	torque information is provided
Filter Element with	Wide Control Lever Bends for	by the engine
Secondary Safety Element	Increased Operator Comfort	manufacturer to be used for
12 Volt with 15 AMP Regulated	Quick-Service Removable Foot	comparison
Charge System	Platform	purposes only. Actual
Dual Hydrostatic Wheel Drive	10.0 MPH Travel Speed	operating horsepower
TuffTorq Heavy Duty Ground Drive	11.5 U.S. Gallon Fuel Capacity	and torque will be less. Refer
Hand Actuated Parking Brake	24x9.5-12 In. Square Shoulder	to the engine
Steel Channel Frame	4PR Turf Drive Tires (48 In.)	manufacturer's web site for
Operator Presence System	24x12-12 In. Square Shoulder	additional information.
Folding Two Post ROPS (Roll- Over Protective Structure)	4PR Turf Drive Tires (54 In. & 60 In.)	
and Seat Belt	13x5-6 Pneumatic Front	
48 In. 7-Iron II Side Discharge	Caster Tires	
Mower Deck	Right Hand Control Console	
7-Gauge Stamped Steel Mower Deck	Cluster	
8 In. Aluminum Spindle Housing	Cup Holder	
One-Touch Dial and Foot Spring	Fuel Gauge	
Assisted Height of Cut	Electric PTO Clutch	

CODE	ATTACHMENT IDENTIFIER	DESCRIPTION	SUGGESTED LIST PRICE USD (\$)
------	--------------------------	-------------	-------------------------------------

Select One Code From Each Required Category

BASE MACHINE

F.O.B. Raleigh, North Carolina

2130TC	Z915B Commercial ZTrak <i>Not Available for Sale in California.</i>	8,125.00
--------	--	----------

DESTINATION

0202	United States and Canada	In Base Price
0230	Australia and New Zealand	Same Price
0195	Mexico	Same Price
0250	Other	Same Price

MOWER DECK

1500	48 In. 7-Iron II Side Discharge Mower Deck <i>7-Gauge Stamped Steel Mower Deck. 8 In. Aluminum Spindle Housings.</i>	In Base Price
1502	54 In. 7-Iron II Side Discharge Mower Deck <i>7-Gauge Stamped Steel Mower Deck. 8 In. Aluminum Spindle Housings.</i>	270.00
1504	60 In. 7-Iron II Side Discharge Mower Deck <i>7-Gauge Stamped Steel Mower Deck. 8 In. Aluminum Spindle Housings.</i>	540.00

JOHN DEERE COMMERCIAL PRODUCTS
COMMERCIAL ZERO-TURN-RADIUS MOWERS AND EQUIPMENT

Z915B Commercial ZTrak

Continued

CODE	ATTACHMENT IDENTIFIER	DESCRIPTION	SUGGESTED LIST PRICE USD (\$)
SEATS			
2000		Deluxe Comfort Seat with Armrests	In Base Price
2001		Deluxe Comfort Seat with Armrests and Isolation <i>Includes Isolation System to Reduce Shock/Vibration</i>	195.00
ATTACHMENTS FOR FIELD CONVERSION			
		Engine:	
	AM115837	Spark Arrester Screen for Muffler	See Parts
		Miscellaneous:	
	TCU31258	Cast Iron Bumper	See Parts
	TCB11281	Front Light (2) Kit	238.61
	TCB11531	Hitch Kit	32.10
	TCB11710	Large E-Crate Cover <i>Not for X-large E-Crate used on 72" deck machines.</i>	See Parts
	TCB11248	Trash Receptacle Kit	92.01
		Mower Deck and Mower Deck Attachments:	
	TCB10952	Mulch Kit (48 In. 7-Iron, 7-Iron II and 7-Iron PRO)	298.53
	TCB11469	Mulch Kit (54 In. 7-Iron, 7-Iron II, 7-Iron PRO and HC)	309.23
	TCB10953	Mulch Kit (60 In. 7-Iron, 7-Iron II and 7-Iron PRO)	319.93
	BTC10442	Rear Anti-Scalp Wheel Kit <i>For 7-Iron II Deck fitted to Z900B-Series only.</i>	170.13
	BTC10591	Rear Anti-Scalp Wheel Kit <i>For 7-Iron II Deck fitted to Z900B-Series only.</i>	170.13
	BTC10445	Rear Anti-Scalp Wheel Kit <i>For 7-Iron II Deck fitted to Z900B-Series only.</i>	170.13
	BTC10285	Rubber Flap Striping Kit for 48" Deck	419.44
	BTC10286	Rubber Flap Striping Kit for 54" & 60" Decks	439.77
		Order Zone:	
	LP40112	Beacon Light Kit	In Catalog
	LP1400	Floor Mat	In Catalog
	LPA11548	Sun Canopy	In Catalog

JOHN DEERE COMMERCIAL PRODUCTS

COMMERCIAL ZERO-TURN-RADIUS MOWERS AND EQUIPMENT

Z920M Commercial ZTrak Equipment for Base Machine

23.5 HP*	Adjustment	Digital Hourmeter
Vertical-Shaft Air Cooled	Single-Turn Deck Transport Lock	* @ 3600 RPM engine manufacturer
Engine (44.3 Cu. In.)	System	certified
726cc,17.5 kW	Full Floating Suspension Deck	gross power tested in
Full Pressure Lubrication System	1.0 - 5.5 In. Cutting Heights	accordance with SAE
with Replaceable Oil Filter	in 0.25 In. Increments	J1995, 726cc. The engine
Heavy Duty Canister Air	Dual Lever Direction/Speed	horsepower and
Cleaner; Dry Replaceable	Control	torque information is provided
Filter Element with	Wide Control Lever Bends for	by the engine
Secondary Safety Element	Increased Operator Comfort	manufacturer to be used for
12 Volt with 20 AMP Regulated	Quick-Service Removable Foot	comparison
Charge System	Platform	purposes only. Actual
Dual Hydrostatic Wheel Drive	10 MPH Travel Speed	operating horsepower
TuffTorq Heavy Duty Ground Drive	11.5 U.S. Gallon Fuel Capacity	and torque will be less. Refer
Hand Actuated Parking Brake	24x9.5-12 In. Square Shoulder	to the engine
Steel Channel Frame	4PR Turf Drive Tires (48 In.)	manufacturer's web site for
Operator Presence System	24x12-12 In. Square Shoulder	additional information.
Folding Two Post ROPS (Roll- Over Protective Structure)	4PR Turf Drive Tires (54 In. & 60 In.)	
and Seat Belt	13x6.5-6 Semi-Pneumatic Front	
48 In. 7-Iron PRO Side Discharge	Caster Tires	
Mower Deck	Rear Bumper	
7-Gauge Stamped Steel Mower Deck	Right Hand Control Console	
8 In. Aluminum Spindle Housing	Cluster	
Rear Anti-Scalp Wheels	Cup Holder	
One-Touch Dial and Foot Spring	Fuel Gauge	
Assisted Height of Cut	Electric PTO Clutch	

CODE	ATTACHMENT IDENTIFIER	DESCRIPTION	SUGGESTED LIST PRICE USD (\$)
------	--------------------------	-------------	-------------------------------------

Select One Code From Each Required Category

BASE MACHINE

F.O.B. Raleigh, North Carolina

2140TC	Z920M Commercial ZTrak <i>Available for Sale in all 50 states. California must select option code 1500, 48" 7-Iron PRO Side Discharge Mowing Deck.</i>	9,329.00
--------	---	----------

DESTINATION

0202	United States and Canada	In Base Price
0230	Australia and New Zealand	Same Price
0195	Mexico	Same Price
0250	Other	Same Price

MOWER DECK

1500	48 In. 7-Iron PRO Side Discharge Mower Deck <i>7-Gauge Stamped Steel Mower Deck. 8 In. Aluminum Spindle Housings. Rear Anti-Scalp Wheels.</i>	In Base Price
1501	48 In. 7-Iron PRO Mulch On Demand Mower Deck <i>7-Gauge Stamped Steel Mower Deck. 8 In. Aluminum Spindle Housings. Rear Anti-Scalp Wheels.</i>	870.00

JOHN DEERE COMMERCIAL PRODUCTS
COMMERCIAL ZERO-TURN-RADIUS MOWERS AND EQUIPMENT

Z920M Commercial ZTrak

Continued

CODE	ATTACHMENT IDENTIFIER	DESCRIPTION	SUGGESTED LIST PRICE USD (\$)
1502		MOWER DECK Continued... 54 In. 7-Iron PRO Side Discharge Mower Deck <i>7-Gauge Stamped Steel Mower Deck. 8 In. Aluminum Spindle Housings. Rear Anti-Scalp Wheels.</i>	270.00
1504		60 In. 7-Iron PRO Side Discharge Mower Deck <i>7-Gauge Stamped Steel Mower Deck. 8 In. Aluminum Spindle Housings. Rear Anti-Scalp Wheels.</i>	540.00

SEATS

2000		Deluxe Comfort Seat with Armrests	In Base Price
2001		Deluxe Comfort Seat with Armrests and Isolation <i>Includes Isolation System to Reduce Shock/Vibration</i>	195.00
2002		Fully Adjustable Suspension Seat with Armrests <i>Adjustable Back Rest and Lumbar Support. Adjustable for Operator Weight. Reduces Shock/Vibration and Increases Comfort.</i>	475.00

ATTACHMENTS FOR FIELD CONVERSION

AM115837	Engine: Spark Arrester Screen for Muffler	See Parts
TCB11281	Miscellaneous: Front Light (2) Kit	238.61
TCB11531	Hitch Kit	32.10
TCB11710	Large E-Crate Cover <i>Not for X-large E-Crate used on 72" deck machines.</i>	See Parts
TCB11248	Trash Receptacle Kit	92.01
TCB10952	Mower Deck and Mower Deck Attachments: Mulch Kit (48 In. 7-Iron, 7-Iron II and 7-Iron PRO)	298.53
TCB11469	Mulch Kit (54 In. 7-Iron, 7-Iron II, 7-Iron PRO and HC)	309.23
TCB10953	Mulch Kit (60 In. 7-Iron, 7-Iron II and 7-Iron PRO)	319.93
BTC10285	Rubber Flap Striping Kit for 48" Deck	419.44
BTC10286	Rubber Flap Striping Kit for 54" & 60" Decks	439.77
LP40112	Order Zone: Beacon Light Kit	In Catalog
LP1400	Floor Mat	In Catalog
LPA11548	Sun Canopy	In Catalog

JOHN DEERE COMMERCIAL PRODUCTS

COMMERCIAL ZERO-TURN-RADIUS MOWERS AND EQUIPMENT

Z920M Commercial ZTrak Equipment for Base Machine

23.5 HP*
Vertical-Shaft Air Cooled
Engine (44.3 Cu. In.)
726cc, 17.5 kW
Full Pressure Lubrication System
with Replaceable Oil Filter
Heavy Duty Canister Air
Cleaner; Dry Replaceable
Filter Element with
Secondary Safety Element
12 Volt with 20 AMP Regulated
Charge System
Dual Hydrostatic Wheel Drive
TuffTorq Heavy Duty Ground Drive
Hand Actuated Parking Brake
Steel Channel Frame
Operator Presence System
Folding Two Post ROPS (Roll-
Over Protective Structure)
and Seat Belt
54 In. 7-Iron PRO Side Discharge
Mower Deck
7-Gauge Stamped Steel Mower Deck
8 In. Aluminum Spindle Housing
Rear Anti-Scalp Wheels
One-Touch Dial and Foot Spring

Assisted Height of Cut
Adjustment
Single-Turn Deck Transport Lock
System
Full Floating Suspension Deck
1.0 - 5.5 In. Cutting Heights
in 0.25 In. Increments
Dual Lever Direction/Speed
Control
Wide Control Lever Bends for
Increased Operator Comfort
Quick-Service Removable Foot
Platform
10 MPH Travel Speed
11.5 U.S. Gallon Fuel Capacity
24x12-12 In. Square Shoulder
4PR Turf Drive Tires (54 In.)
13x6.5-6 Semi-Pneumatic Front
Caster Tires
Rear Bumper
Right Hand Control Console
Cluster
Cup Holder
Fuel Gauge
Electric PTO Clutch
Digital Hourmeter

* @ 3600 RPM engine manufacturer
certified
gross power tested in
accordance with SAE
J1995, 726cc. The engine
horsepower and
torque information is provided
by the engine
manufacturer to be used for
comparison
purposes only. Actual
operating horsepower
and torque will be less. Refer
to the engine
manufacturer's web site for
additional information.

CODE	ATTACHMENT IDENTIFIER	DESCRIPTION	SUGGESTED LIST PRICE USD (\$)
------	--------------------------	-------------	-------------------------------------

Select One Code From Each Required Category

BASE MACHINE

F.O.B. Raleigh, North Carolina

2141TC	Z920M Commercial ZTrak <i>Available for Sale in California only.</i>	9,329.00
--------	---	----------

DESTINATION

0202	United States and Canada	In Base Price
0230	Australia and New Zealand	Same Price
0195	Mexico	Same Price
0250	Other	Same Price

MOWER DECK

1502	54 In. 7-Iron PRO Side Discharge Mower Deck <i>7-Gauge Stamped Steel Mower Deck. 8 In. Aluminum Spindle Housings. Rear Anti-Scalp Wheels.</i>	270.00
------	--	--------

SEATS

2000	Deluxe Comfort Seat with Armrests	In Base Price
2001	Deluxe Comfort Seat with Armrests and Isolation	195.00

JOHN DEERE COMMERCIAL PRODUCTS
COMMERCIAL ZERO-TURN-RADIUS MOWERS AND EQUIPMENT

Z920M Commercial ZTrak

Continued

CODE	ATTACHMENT IDENTIFIER	DESCRIPTION	SUGGESTED LIST PRICE USD (\$)
		SEATS Continued... <i>Includes Isolation System to Reduce Shock/Vibration</i>	
2002		Fully Adjustable Suspension Seat with Armrests <i>Adjustable Back Rest and Lumbar Support. Adjustable for Operator Weight. Reduces Shock/Vibration and Increases Comfort.</i>	475.00

ATTACHMENTS FOR FIELD CONVERSION

	Engine:		
AM115837	Spark Arrester Screen for Muffler		See Parts
	Miscellaneous:		
TCB11281	Front Light (2) Kit		238.61
TCB11531	Hitch Kit		32.10
TCB11710	Large E-Crate Cover <i>Not for X-large E-Crate used on 72" deck machines.</i>		See Parts
TCB11248	Trash Receptacle Kit		92.01
	Mower Deck and Mower Deck Attachments:		
TCB11469	Mulch Kit (54 In. 7-Iron, 7-Iron II, 7-Iron PRO and HC)		309.23
TCB10953	Mulch Kit (60 In. 7-Iron, 7-Iron II and 7-Iron PRO)		319.93
BTC10286	Rubber Flap Striping Kit for 54" & 60" Decks		439.77
	Order Zone:		
LP40112	Beacon Light Kit		In Catalog
LP1400	Floor Mat		In Catalog
LPA11548	Sun Canopy		In Catalog

JOHN DEERE COMMERCIAL PRODUCTS

COMMERCIAL ZERO-TURN-RADIUS MOWERS AND EQUIPMENT

Z925M EFI Commercial ZTrak Equipment for Base Machine

24.6 HP*
Vertical-Shaft Air Cooled
Electronically Fuel Injected
Closed Loop System
Engine (45.6 Cu. In.)
747cc, 18.3 kW
Full Pressure Lubrication System
with Replaceable Oil Filter
Heavy Duty Canister Air
Cleaner; Dry Replaceable
Filter Element with
Secondary Safety Element
12 Volt with 20 AMP Regulated
Charge System
Dual Hydrostatic Wheel Drive
TuffTorq Heavy Duty Ground Drive
Hand Actuated Parking Brake
Steel Channel Frame
Operator Presence System
Folding Two Post ROPS (Roll-
Over Protective Structure)
and Seat Belt
54 In. 7-Iron PRO Side Discharge
Mower Deck
7-Gauge Stamped Steel Mower Deck
8 In. Aluminum Spindle Housing
Rear Anti-Scalp Wheels

One-Touch Dial and Foot Spring
Assisted Height of Cut
Adjustment
Single-Turn Deck Transport Lock
System
Full Floating Suspension Deck
1.0 - 5.5 In. Cutting Heights
in 0.25 In. Increments
Dual Lever Direction/Speed
Control
Wide Control Lever Bends for
Increased Operator Comfort
Quick-Service Removable Foot
Platform
10 MPH Travel Speed
11.5 U.S. Gallon Fuel Capacity
24x12-12 In. Square Shoulder
4PR Turf Drive Tires
13x6.5-6 Semi-Pneumatic Front
Caster Tires
Rear Bumper
Right Hand Control Console
Cluster
Cup Holder
Fuel Gauge
Electric PTO Clutch
Digital Hourmeter

* @ 3600 RPM engine manufacturer
certified
gross power tested in
accordance with SAE
J1995, 747cc. The engine
horsepower and
torque information is provided
by the engine
manufacturer to be used for
comparison
purposes only. Actual
operating horsepower
and torque will be less. Refer
to the engine
manufacturer's web site for
additional information.

CODE	ATTACHMENT IDENTIFIER	DESCRIPTION	SUGGESTED LIST PRICE USD (\$)
------	--------------------------	-------------	-------------------------------------

Select One Code From Each Required Category

BASE MACHINE

<i>F.O.B. Raleigh, North Carolina</i>			
2150TC		Z925M EFI Commercial ZTrak <i>Not Available for Sale in California.</i>	10,269.00

DESTINATION

0202	United States and Canada	In Base Price
0230	Australia and New Zealand	Same Price
0195	Mexico	Same Price
0250	Other	Same Price

MOWER DECK

1502	54 In. 7-Iron PRO Side Discharge Mower Deck <i>7-Gauge Stamped Steel Mower Deck. 8 In. Aluminum Spindle Housings. Rear Anti-Scalp Wheels.</i>	In Base Price
1503	54 In. 7-Iron PRO Mulch On Demand Mower Deck <i>7-Gauge Stamped Steel Mower Deck. 8 In. Aluminum Spindle Housings. Rear Anti-Scalp Wheels.</i>	870.00
1504	60 In. 7-Iron PRO Side Discharge Mower Deck	270.00

JOHN DEERE COMMERCIAL PRODUCTS
COMMERCIAL ZERO-TURN-RADIUS MOWERS AND EQUIPMENT

Z925M EFI Commercial ZTrak

Continued

CODE	ATTACHMENT IDENTIFIER	DESCRIPTION	SUGGESTED LIST PRICE USD (\$)
MOWER DECK Continued...			
<i>7-Gauge Stamped Steel Mower Deck. 8 In. Aluminum Spindle Housings. Rear Anti-Scalp Wheels.</i>			
SEATS			
2000		Deluxe Comfort Seat with Armrests	In Base Price
2001		Deluxe Comfort Seat with Armrests and Isolation <i>Includes Isolation System to Reduce Shock/Vibration</i>	195.00
2002		Fully Adjustable Suspension Seat with Armrests <i>Adjustable Back Rest and Lumbar Support. Adjustable for Operator Weight. Reduces Shock/Vibration and Increases Comfort.</i>	475.00
ATTACHMENTS FOR FIELD CONVERSION			
		Engine:	
AM115837		Spark Arrester Screen for Muffler	See Parts
		Miscellaneous:	
TCB11281		Front Light (2) Kit	238.61
TCB11531		Hitch Kit	32.10
TCB11710		Large E-Crate Cover <i>Not for X-large E-Crate used on 72" deck machines.</i>	See Parts
TCB11248		Trash Receptacle Kit	92.01
		Mower Deck and Mower Deck Attachments:	
TCB11469		Mulch Kit (54 In. 7-Iron, 7-Iron II, 7-Iron PRO and HC)	309.23
TCB10953		Mulch Kit (60 In. 7-Iron, 7-Iron II and 7-Iron PRO)	319.93
BTC10286		Rubber Flap Striping Kit for 54" & 60" Decks	439.77
		Order Zone:	
LP40112		Beacon Light Kit	In Catalog
LP1400		Floor Mat	In Catalog
LPA11548		Sun Canopy	In Catalog

JOHN DEERE COMMERCIAL PRODUCTS
COMMERCIAL ZERO-TURN-RADIUS MOWERS AND EQUIPMENT

Z925M Flex Fuel Commercial ZTrak
Equipment for Base Machine

24.6 HP*	Rear Anti-Scalp Wheels	Digital Hourmeter
Vertical-Shaft Air Cooled	One-Touch Dial and Foot Spring	* @ 3600 RPM engine manufacturer
Electronically Fuel Injected	Assisted Height of Cut	certified
Closed Loop System	Adjustment	gross power tested in
Flex Fuel (E0 to E85)	Single-Turn Deck Transport Lock	accordance with SAE
Engine (45.6 Cu. In.)	System	J1995, 747cc. The engine
747cc, 18.3 kW	Full Floating Suspension Deck	horsepower and
Full Pressure Lubrication System	1.0 - 5.5 In. Cutting Heights	torque information is provided
with Replaceable Oil Filter	in 0.25 In. Increments	by the engine
Heavy Duty Canister Air	Dual Lever Direction/Speed	manufacturer to be used for
Cleaner; Dry Replaceable	Control	comparison
Filter Element with	Wide Control Lever Bends for	purposes only. Actual
Secondary Safety Element	Increased Operator Comfort	operating horsepower
12 Volt with 20 AMP Regulated	Quick-Service Removable Foot	and torque will be less. Refer
Charge System	Platform	to the engine
Dual Hydrostatic Wheel Drive	10 MPH Travel Speed	manufacturer's web site for
TuffTorq Heavy Duty Ground Drive	11.5 U.S. Gallon Fuel Capacity	additional information.
Hand Actuated Parking Brake	24x12-12 In. Square Shoulder	
Steel Channel Frame	4PR Turf Drive Tires	
Operator Presence System	13x6.5-6 Semi-Pneumatic Front	
Folding Two Post ROPS (Roll-	Caster Tires	
Over Protective Structure)	Rear Bumper	
and Seat Belt	Right Hand Control Console	
54 In. 7-Iron PRO Side Discharge	Cluster	
Mower Deck	Cup Holder	
7-Gauge Stamped Steel Mower Deck	Fuel Gauge	
8 In. Aluminum Spindle Housing	Electric PTO Clutch	

CODE	ATTACHMENT IDENTIFIER	DESCRIPTION	SUGGESTED LIST PRICE USD (\$)
Select One Code From Each Required Category			
BASE MACHINE			
<i>F.O.B. Raleigh, North Carolina</i>			
2151TC		Z925M Flex Fuel Commercial ZTrak <i>Not available for Sale in California.</i>	10,539.00
DESTINATION			
0202		United States and Canada	In Base Price
0230		Australia and New Zealand	Same Price
0195		Mexico	Same Price
0250		Other	Same Price
MOWER DECK			
1502		54 In. 7-Iron PRO Side Discharge Mower Deck <i>7-Gauge Stamped Steel Mower Deck. 8 In. Aluminum Spindle Housings. Rear Anti-Scalp Wheels.</i>	In Base Price
1504		60 In. 7-Iron PRO Side Discharge Mower Deck <i>7-Gauge Stamped Steel Mower Deck. 8 In. Aluminum Spindle Housings. Rear Anti-Scalp Wheels.</i>	270.00

JOHN DEERE COMMERCIAL PRODUCTS
COMMERCIAL ZERO-TURN-RADIUS MOWERS AND EQUIPMENT

Z925M Flex Fuel Commercial ZTrak

Continued

CODE	ATTACHMENT IDENTIFIER	DESCRIPTION	SUGGESTED LIST PRICE USD (\$)
SEATS			
2000		Deluxe Comfort Seat with Armrests	In Base Price
2001		Deluxe Comfort Seat with Armrests and Isolation <i>Includes Isolation System to Reduce Shock/Vibration</i>	195.00
2002		Fully Adjustable Suspension Seat with Armrests <i>Adjustable Back Rest and Lumbar Support. Adjustable for Operator Weight. Reduces Shock/Vibration and Increases Comfort.</i>	475.00

JOHN DEERE COMMERCIAL PRODUCTS

COMMERCIAL ZERO-TURN-RADIUS MOWERS AND EQUIPMENT

Z930M Commercial ZTrak Equipment for Base Machine

25.5 HP*	Assisted Height of Cut Adjustment	Digital Hourmeter
Vertical-Shaft Air Cooled Engine (52.0 Cu. In.) 852cc,19.0 kW	Single-Turn Deck Transport Lock System	* @ 3600 RPM engine manufacturer certified
Full Pressure Lubrication System with Replaceable Oil Filter	Full Floating Suspension Deck	gross power tested in accordance with SAE J1995, 852cc. The engine horsepower and torque information is provided by the engine manufacturer to be used for comparison purposes only. Actual operating horsepower and torque will be less. Refer to the engine manufacturer's web site for additional information.
Heavy Duty Canister Air Cleaner; Dry Replaceable Filter Element with Secondary Safety Element	1.0 - 5.5 In. Cutting Heights in 0.25 In. Increments	
12 Volt with 20 AMP Regulated Charge System	Dual Lever Direction/Speed Control	
Dual Hydrostatic Wheel Drive	Wide Control Lever Bends for Increased Operator Comfort	
TuffTorq Heavy Duty Ground Drive	Quick-Service Removable Foot Platform	
Hand Actuated Parking Brake	10 MPH Travel Speed	
Steel Channel Frame	11.5 U.S. Gallon Fuel Capacity	
Operator Presence System	24x12-12 In. Square Shoulder	
Folding Two Post ROPS (Roll-Over Protective Structure) and Seat Belt	4PR Turf Drive Tires (60" & 72")	
60 In. 7-Iron PRO Side Discharge Mower Deck	13x6.5-6 Semi-Pneumatic Front Caster Tires	
7-Gauge Stamped Steel Mower Deck	Rear Bumper	
8 In. Aluminum Spindle Housing	Right Hand Control Console Cluster	
Rear Anti-Scalp Wheels	Cup Holder	
One-Touch Dial and Foot Spring	Fuel Gauge	
	Electric PTO Clutch	

CODE	ATTACHMENT IDENTIFIER	DESCRIPTION	SUGGESTED LIST PRICE USD (\$)
------	-----------------------	-------------	-------------------------------

Select One Code From Each Required Category

BASE MACHINE

F.O.B. Raleigh, North Carolina

2160TC	Z930M Commercial ZTrak <i>Not Available for Sale in California.</i>	10,269.00
--------	--	-----------

DESTINATION

0202	United States and Canada	In Base Price
0230	Australia and New Zealand	Same Price
0195	Mexico	Same Price
0250	Other	Same Price

MOWER DECK

1504	60 In. 7-Iron PRO Side Discharge Mower Deck <i>7-Gauge Stamped Steel Mower Deck. 8 In. Aluminum Spindle Housings. Rear Anti-Scalp Wheels.</i>	In Base Price
1505	60 In. 7-Iron PRO Mulch On Demand Mower Deck <i>7-Gauge Stamped Steel Mower Deck. 8 In. Aluminum Spindle Housings. Rear Anti-Scalp Wheels.</i>	870.00
1506	72 In. 7-Iron PRO Side Discharge Mower Deck <i>7-Gauge Stamped Steel Mower Deck. 8 In. Aluminum Spindle Housings. Rear Anti-Scalp</i>	540.00

JOHN DEERE COMMERCIAL PRODUCTS
COMMERCIAL ZERO-TURN-RADIUS MOWERS AND EQUIPMENT

Z930M Commercial ZTrak

Continued

CODE	ATTACHMENT IDENTIFIER	DESCRIPTION	SUGGESTED LIST PRICE USD (\$)
		MOWER DECK Continued...	
		<i>Wheels.</i>	
<hr/>			
		SEATS	
2000		Deluxe Comfort Seat with Armrests	In Base Price
2001		Deluxe Comfort Seat with Armrests and Isolation <i>Includes Isolation System to Reduce Shock/Vibration</i>	195.00
2002		Fully Adjustable Suspension Seat with Armrests <i>Adjustable Back Rest and Lumbar Support. Adjustable for Operator Weight. Reduces Shock/Vibration and Increases Comfort.</i>	475.00
<hr/>			
		ATTACHMENTS FOR FIELD CONVERSION	
		Engine:	
AM115837		Spark Arrester Screen for Muffler	See Parts
		Miscellaneous:	
TCB11281		Front Light (2) Kit	238.61
TCB11531		Hitch Kit	32.10
TCB11710		Large E-Crate Cover <i>Not for X-large E-Crate used on 72" deck machines.</i>	See Parts
TCB11248		Trash Receptacle Kit	92.01
		Mower Deck and Mower Deck Attachments:	
TCB10953		Mulch Kit (60 In. 7-Iron, 7-Iron II and 7-Iron PRO)	319.93
TCB10951		Mulch Kit (72 In. 7-Iron, 7-Iron II and 7-Iron PRO)	331.70
BTC10286		Rubber Flap Striping Kit for 54" & 60" Decks	439.77
BTC10287		Rubber Flap Striping Kit for 72" Deck	449.40
		Order Zone:	
LP40112		Beacon Light Kit	In Catalog
LP1400		Floor Mat	In Catalog
LPA11548		Sun Canopy	In Catalog

JOHN DEERE COMMERCIAL PRODUCTS

COMMERCIAL ZERO-TURN-RADIUS MOWERS AND EQUIPMENT

Z930M EFI Commercial ZTrak Equipment for Base Machine

25.3 HP*
Vertical-Shaft Air Cooled
Electronically Fuel Injected
Closed Loop System
Engine (45.6 Cu. In.)
747cc, 18.3 kW
Full Pressure Lubrication System
with Replaceable Oil Filter
Heavy Duty Canister Air
Cleaner; Dry Replaceable
Filter Element with
Secondary Safety Element
12 Volt with 20 AMP Regulated
Charge System
Dual Hydrostatic Wheel Drive
TuffTorq Heavy Duty Ground Drive
Hand Actuated Parking Brake
Steel Channel Frame
Operator Presence System
Folding Two Post ROPS (Roll-
Over Protective Structure)
and Seat Belt
60 In. 7-Iron PRO Side Discharge
Mower Deck
7-Gauge Stamped Steel Mower Deck
8 In. Aluminum Spindle Housing
Rear Anti-Scalp Wheels

One-Touch Dial and Foot Spring
Assisted Height of Cut
Adjustment
Single-Turn Deck Transport Lock
System
Full Floating Suspension Deck
1.0 - 5.5 In. Cutting Heights
in 0.25 In. Increments
Dual Lever Direction/Speed
Control
Wide Control Lever Bends for
Increased Operator Comfort
Quick-Service Removable Foot
Platform
10 MPH Travel Speed
11.5 U.S. Gallon Fuel Capacity
24x12-12 In. Square Shoulder
4PR Turf Drive Tires
13x6.5-6 Semi-Pneumatic Front
Caster Tires
Rear Bumper
Right Hand Control Console
Cluster
Cup Holder
Fuel Gauge
Electric PTO Clutch
Digital Hourmeter

* @ 3600 RPM engine manufacturer
certified
gross power tested in
accordance with SAE
J1995, 747cc. The engine
horsepower and
torque information is provided
by the engine
manufacturer to be used for
comparison
purposes only. Actual
operating horsepower
and torque will be less. Refer
to the engine
manufacturer's web site for
additional information.

CODE	ATTACHMENT IDENTIFIER	DESCRIPTION	SUGGESTED LIST PRICE USD (\$)
------	--------------------------	-------------	-------------------------------------

Select One Code From Each Required Category

BASE MACHINE

<i>F.O.B. Raleigh, North Carolina</i>			
2161TC		Z930M EFI Commercial ZTrak <i>Not Available for Sale in California.</i>	10,799.00

DESTINATION

0202	United States and Canada	In Base Price
0230	Australia and New Zealand	Same Price
0195	Mexico	Same Price
0250	Other	Same Price

MOWER DECK

1504	60 In. 7-Iron PRO Side Discharge Mower Deck <i>7-Gauge Stamped Steel Mower Deck. 8 In. Aluminum Spindle Housings. Rear Anti-Scalp Wheels.</i>	In Base Price
1505	60 In. 7-Iron PRO Mulch On Demand Mower Deck <i>7-Gauge Stamped Steel Mower Deck. 8 In. Aluminum Spindle Housings. Rear Anti-Scalp Wheels.</i>	870.00

JOHN DEERE COMMERCIAL PRODUCTS
COMMERCIAL ZERO-TURN-RADIUS MOWERS AND EQUIPMENT

Z930M EFI Commercial ZTrak

Continued

CODE	ATTACHMENT IDENTIFIER	DESCRIPTION	SUGGESTED LIST PRICE USD (\$)
SEATS			
2000		Deluxe Comfort Seat with Armrests	In Base Price
2001		Deluxe Comfort Seat with Armrests and Isolation <i>Includes Isolation System to Reduce Shock/Vibration</i>	195.00
2002		Fully Adjustable Suspension Seat with Armrests <i>Adjustable Back Rest and Lumbar Support. Adjustable for Operator Weight. Reduces Shock/Vibration and Increases Comfort.</i>	475.00
ATTACHMENTS FOR FIELD CONVERSION			
		Engine:	
	AM115837	Spark Arrester Screen for Muffler	See Parts
		Miscellaneous:	
	TCB11281	Front Light (2) Kit	238.61
	TCB11531	Hitch Kit	32.10
	TCB11710	Large E-Crate Cover <i>Not for X-large E-Crate used on 72" deck machines.</i>	See Parts
	TCB11248	Trash Receptacle Kit	92.01
		Mower Deck and Mower Deck Attachments:	
	TCB10953	Mulch Kit (60 In. 7-Iron, 7-Iron II and 7-Iron PRO)	319.93
	TCB10951	Mulch Kit (72 In. 7-Iron, 7-Iron II and 7-Iron PRO)	331.70
	BTC10286	Rubber Flap Striping Kit for 54" & 60" Decks	439.77
		Order Zone:	
	LP40112	Beacon Light Kit	In Catalog
	LP1400	Floor Mat	In Catalog
	LPA11548	Sun Canopy	In Catalog

JOHN DEERE COMMERCIAL PRODUCTS

COMMERCIAL ZERO-TURN-RADIUS MOWERS AND EQUIPMENT

Z920R Commercial ZTrak Equipment for Base Machine

23.5 HP*	Ergonomic Operator Contoured	Electric PTO Clutch
Vertical-Shaft Air Cooled	Soft Touch Grips and	Digital Hourmeter and Diagnostic
Engine (44.3 Cu. In.)	Integrated	Pkg.
726cc, 17.5 kW	Handle Controls	* @ 3600 RPM engine manufacturer
Full Pressure Lubrication System	Single-Turn Deck Transport Lock	certified
with Replaceable Oil Filter	System	gross power tested in
Heavy Duty Canister Air	Full Floating Suspension Deck	accordance with SAE
Cleaner; Dry Replaceable	1.0 - 5.5 In. Cutting Heights	J1995, 726cc. The engine
Filter Element with	in 0.25 In. Increments	horsepower and
Secondary Safety Element	Dual Lever Direction/Speed	torque information is provided
12 Volt with 20 AMP Regulated	Control	by the engine
Charge System	Wide Control Lever Bends for	manufacturer to be used for
Dual Hydrostatic Wheel Drive	Increased Operator Comfort	comparison
TuffTorq Heavy Duty Ground Drive	Quick-Service Removable Foot	purposes only. Actual
With Cross Porting	Platform	operating horsepower
Foot Actuated Parking Brake	12.0 MPH Travel Speed	and torque will be less. Refer
Steel Channel Frame	11.5 U.S. Gallon Fuel Capacity	to the engine
Operator Presence System	24x9.5-12 In. Square Shoulder	manufacturer's web site for
Folding Two Post ROPS (Roll-	4PR Turf Drive Tires (48")	additional information.
Over Protective Structure)	24x12-12 In. Square Shoulder	
and Seat Belt	4PR Turf Drive Tires (54")	
48 In. 7-Iron PRO Side Discharge	13x6.5-6 Semi-Pneumatic Front	
Mower Deck	Caster Tires	
7-Gauge Stamped Steel Mower Deck	Rear Bumper	
8 In. Aluminum Spindle Housing	Right Hand Control Console	
Rear Anti-Scalp Wheels	Cluster	
One-Touch Dial and Power	Cup Holder	
Height of Cut Adjustment	Fuel Gauge	

CODE	ATTACHMENT IDENTIFIER	DESCRIPTION	SUGGESTED LIST PRICE USD (\$)
------	-----------------------	-------------	-------------------------------

Select One Code From Each Required Category

BASE MACHINE

	<i>F.O.B. Raleigh, North Carolina</i>	
2220TC	Z920R Commercial ZTrak <i>Not Available for Sale in California.</i>	11,099.00

DESTINATION

0202	United States and Canada	In Base Price
0230	Australia and New Zealand	Same Price
0195	Mexico	Same Price
0250	Other	Same Price

MOWER DECK

1500	48 In. 7-Iron PRO Side Discharge Mower Deck <i>7-Gauge Stamped Steel Mower Deck. 8 In. Aluminum Spindle Housings. Rear Anti-Scalp Wheels.</i>	In Base Price
1502	54 In. 7-Iron PRO Side Discharge Mower Deck <i>7-Gauge Stamped Steel Mower Deck. 8 In. Aluminum Spindle Housings. Rear Anti-Scalp Wheels.</i>	270.00

JOHN DEERE COMMERCIAL PRODUCTS
COMMERCIAL ZERO-TURN-RADIUS MOWERS AND EQUIPMENT

Z920R Commercial ZTrak

Continued

CODE	ATTACHMENT IDENTIFIER	DESCRIPTION	SUGGESTED LIST PRICE USD (\$)
SEATS			
2000		Deluxe Comfort Seat with Armrests	In Base Price
2001		Deluxe Comfort Seat with Armrests and Isolation <i>Includes Isolation System to Reduce Shock/Vibration</i>	195.00
2002		Fully Adjustable Suspension Seat with Armrests <i>Adjustable Back Rest and Lumbar Support. Adjustable for Operator Weight. Reduces Shock/Vibration and Increases Comfort.</i>	475.00
ATTACHMENTS FOR FIELD CONVERSION			
		Engine:	
	AM115837	Spark Arrester Screen for Muffler	See Parts
		Miscellaneous:	
	TCB11281	Front Light (2) Kit	238.61
	TCB11531	Hitch Kit	32.10
	TCB11710	Large E-Crate Cover <i>Not for X-large E-Crate used on 72" deck machines.</i>	See Parts
	TCB11248	Trash Receptacle Kit	92.01
	TCB11711	X-Large E-Crate Cover <i>Not for large E-Crate used on 48"-60" deck machines.</i>	See Parts
		Mower Deck and Mower Deck Attachments:	
	TCB10952	Mulch Kit (48 In. 7-Iron, 7-Iron II and 7-Iron PRO)	298.53
	TCB11469	Mulch Kit (54 In. 7-Iron, 7-Iron II, 7-Iron PRO and HC)	309.23
	BTC10285	Rubber Flap Striping Kit for 48" Deck	419.44
	BTC10286	Rubber Flap Striping Kit for 54" & 60" Decks	439.77
		Order Zone:	
	LP40112	Beacon Light Kit	In Catalog
	LP1400	Floor Mat	In Catalog
	LPA11548	Sun Canopy	In Catalog

JOHN DEERE COMMERCIAL PRODUCTS

COMMERCIAL ZERO-TURN-RADIUS MOWERS AND EQUIPMENT

Z930R Commercial Ztrak Equipment for Base Machine

25.5 HP*	Ergonomic Operator Contoured	Pkg.
Vertical-Shaft Air Cooled	Soft Touch Grips and	* @ 3600 RPM engine manufacturer
Engine (52.0 Cu. In.)	Integrated	certified
852cc, 19.0 kW	Handle Controls	gross power tested in
Full Pressure Lubrication System	Single-Turn Deck Transport Lock	accordance with SAE
with Replaceable Oil Filter	System	J1995, 852cc. The engine
Heavy Duty Canister Air	Full Floating Suspension Deck	horsepower and
Cleaner; Dry Replaceable	1.0 - 5.5 In. Cutting Heights	torque information is provided
Filter Element with	in 0.25 In. Increments	by the engine
Secondary Safety Element	Dual Lever Direction/Speed	manufacturer to be used for
12 Volt with 20 AMP Regulated	Control	comparison
Charge System	Wide Control Lever Bends for	purposes only. Actual
Dual Hydrostatic Wheel Drive	Increased Operator Comfort	operating horsepower
TuffTorq Heavy Duty Ground Drive	Quick-Service Removable Foot	and torque will be less. Refer
With Cross Porting	Platform	to the engine
Foot Actuated Parking Brake	12 MPH Travel Speed	manufacturer's web site for
Steel Channel Frame	11.5 U.S. Gallon Fuel Capacity	additional information.
Operator Presence System	24x12-12 In. Square Shoulder	
Folding Two Post ROPS (Roll-	4PR Turf Drive Tires	
Over Protective Structure)	13x6.5-6 Semi-Pneumatic Front	
and Seat Belt	Caster Tires	
54 In. 7-Iron PRO Side Discharge	Rear Bumper	
Mower Deck	Right Hand Control Console	
7-Gauge Stamped Steel Mower Deck	Cluster	
8 In. Aluminum Spindle Housing	Cup Holder	
Rear Anti-Scalp Wheels	Fuel Gauge	
One-Touch Dial and Power	Electric PTO Clutch	
Height of Cut Adjustment	Digital Hourmeter and Diagnostic	

CODE	ATTACHMENT IDENTIFIER	DESCRIPTION	SUGGESTED LIST PRICE USD (\$)
------	--------------------------	-------------	-------------------------------------

Select One Code From Each Required Category

BASE MACHINE

	<i>F.O.B. Raleigh, North Carolina</i>	
2180TC	Z930R Commercial Ztrak <i>Not Available for Sale in California.</i>	11,759.00

DESTINATION

0202	United States and Canada	In Base Price
0230	Australia and New Zealand	Same Price
0195	Mexico	Same Price
0250	Other	Same Price

MOWER DECK

1502	54 In. 7-Iron PRO Side Discharge Mower Deck <i>7-Gauge Stamped Steel Mower Deck. 8 In. Aluminum Spindle Housings. Rear Anti-Scalp Wheels.</i>	In Base Price
1503	54 In. 7-Iron PRO Mulch On Demand Mower Deck <i>7-Gauge Stamped Steel Mower Deck. 8 In. Aluminum Spindle Housings. Rear Anti-Scalp Wheels.</i>	870.00

JOHN DEERE COMMERCIAL PRODUCTS
COMMERCIAL ZERO-TURN-RADIUS MOWERS AND EQUIPMENT

Z930R Commercial Ztrak

Continued

CODE	ATTACHMENT IDENTIFIER	DESCRIPTION	SUGGESTED LIST PRICE USD (\$)
1504		MOWER DECK Continued... 60 In. 7-Iron PRO Side Discharge Mower Deck <i>7-Gauge Stamped Steel Mower Deck. 8 In. Aluminum Spindle Housings. Rear Anti-Scalp Wheels.</i>	270.00

SEATS

2000		Deluxe Comfort Seat with Armrests	In Base Price
2001		Deluxe Comfort Seat with Armrests and Isolation <i>Includes Isolation System to Reduce Shock/Vibration</i>	195.00
2002		Fully Adjustable Suspension Seat with Armrests <i>Adjustable Back Rest and Lumbar Support. Adjustable for Operator Weight. Reduces Shock/Vibration and Increases Comfort.</i>	475.00

ATTACHMENTS FOR FIELD CONVERSION

AM115837	Engine: Spark Arrester Screen for Muffler	See Parts
TCB11281	Miscellaneous: Front Light (2) Kit	238.61
TCB11531	Hitch Kit	32.10
TCB11710	Large E-Crate Cover <i>Not for X-large E-Crate used on 72" deck machines.</i>	See Parts
TCB11248	Trash Receptacle Kit	92.01
TCB11469	Mower Deck and Mower Deck Attachments: Mulch Kit (54 In. 7-Iron, 7-Iron II, 7-Iron PRO and HC)	309.23
TCB10953	Mulch Kit (60 In. 7-Iron, 7-Iron II and 7-Iron PRO)	319.93
BTC10286	Rubber Flap Striping Kit for 54" & 60" Decks	439.77
LP40112	Order Zone: Beacon Light Kit	In Catalog
LP1400	Floor Mat	In Catalog
LPA11548	Sun Canopy	In Catalog

JOHN DEERE COMMERCIAL PRODUCTS

COMMERCIAL ZERO-TURN-RADIUS MOWERS AND EQUIPMENT

Z950R Commercial ZTrak Equipment for Base Machine

27.0 HP*	Ergonomic Operator Contoured	Pkg.
Vertical-Shaft Air Cooled	Soft Touch Grips and	* @ 3600 RPM engine manufacturer
Engine (52.0 Cu. In.)	Integrated	certified
852cc, 20.1 kW	Handle Controls	gross power tested in
Full Pressure Lubrication System	Single-Turn Deck Transport Lock	accordance with SAE
with Replaceable Oil Filter	System	J1995, 852cc. The engine
Heavy Duty Canister Air	Full Floating Suspension Deck	horsepower and
Cleaner; Dry Replaceable	1.0 - 5.5 In. Cutting Heights	torque information is provided
Filter Element with	in 0.25 In. Increments	by the engine
Secondary Safety Element	Dual Lever Direction/Speed	manufacturer to be used for
12 Volt with 20 AMP Regulated	Control	comparison
Charge System	Wide Control Lever Bends for	purposes only. Actual
Dual Hydrostatic Wheel Drive	Increased Operator Comfort	operating horsepower
TuffTorq Heavy Duty Ground Drive	Quick-Service Removable Foot	and torque will be less. Refer
With Cross Porting	Platform	to the engine
Foot Actuated Parking Brake	12 MPH Travel Speed	manufacturer's web site for
Steel Channel Frame	11.5 U.S. Gallon Fuel Capacity	additional information.
Operator Presence System	24x12-12 In. Square Shoulder	
Folding Two Post ROPS (Roll-	4PR Turf Drive Tires	
Over Protective Structure)	13x6.5-6 Semi-Pneumatic Front	
and Seat Belt	Caster Tires	
60 In. 7-Iron PRO Side Discharge	Rear Bumper	
Mower Deck	Right Hand Control Console	
7-Gauge Stamped Steel Mower Deck	Cluster	
8 In. Aluminum Spindle Housing	Cup Holder	
Rear Anti-Scalp Wheels	Fuel Gauge	
One-Touch Dial and Power	Electric PTO Clutch	
Height of Cut Adjustment	Digital Hourmeter and Diagnostic	

CODE	ATTACHMENT IDENTIFIER	DESCRIPTION	SUGGESTED LIST PRICE USD (\$)
------	--------------------------	-------------	-------------------------------------

Select One Code From Each Required Category

BASE MACHINE

<i>F.O.B. Raleigh, North Carolina</i>		
2190TC	Z950R Commercial ZTrak <i>Not Available for Sale in California.</i>	12,429.00

DESTINATION

0202	United States and Canada	In Base Price
0230	Australia and New Zealand	Same Price
0195	Mexico	Same Price
0250	Other	Same Price

MOWER DECK

1504	60 In. 7-Iron PRO Side Discharge Mower Deck <i>7-Gauge Stamped Steel Mower Deck. 8 In. Aluminum Spindle Housings. Rear Anti-Scalp Wheels.</i>	In Base Price
1505	60 In. 7-Iron PRO Mulch On Demand Mower Deck <i>7-Gauge Stamped Steel Mower Deck. 8 In. Aluminum Spindle Housings. Rear Anti-Scalp Wheels.</i>	870.00

JOHN DEERE COMMERCIAL PRODUCTS
COMMERCIAL ZERO-TURN-RADIUS MOWERS AND EQUIPMENT

Z950R Commercial ZTrak

Continued

CODE	ATTACHMENT IDENTIFIER	DESCRIPTION	SUGGESTED LIST PRICE USD (\$)
1506		MOWER DECK Continued... 72 In. 7-Iron PRO Side Discharge Mower Deck 7-Gauge Stamped Steel Mower Deck. 8 In. Aluminum Spindle Housings. Rear Anti-Scalp Wheels.	540.00

SEATS

2000		Deluxe Comfort Seat with Armrests	In Base Price
2001		Deluxe Comfort Seat with Armrests and Isolation <i>Includes Isolation System to Reduce Shock/Vibration</i>	195.00
2002		Fully Adjustable Suspension Seat with Armrests <i>Adjustable Back Rest and Lumbar Support. Adjustable for Operator Weight. Reduces Shock/Vibration and Increases Comfort.</i>	475.00

ATTACHMENTS FOR FIELD CONVERSION

AM115837	Engine: Spark Arrester Screen for Muffler	See Parts
TCB11281	Miscellaneous: Front Light (2) Kit	238.61
TCB11531	Hitch Kit	32.10
TCB11710	Large E-Crate Cover <i>Not for X-large E-Crate used on 72" deck machines.</i>	See Parts
TCB11248	Trash Receptacle Kit	92.01
TCB11711	X-Large E-Crate Cover <i>Not for large E-Crate used on 48"-60" deck machines.</i>	See Parts
TCB10953	Mower Deck and Mower Deck Attachments: Mulch Kit (60 In. 7-Iron, 7-Iron II and 7-Iron PRO)	319.93
TCB10951	Mulch Kit (72 In. 7-Iron, 7-Iron II and 7-Iron PRO)	331.70
BTC10286	Rubber Flap Striping Kit for 54" & 60" Decks	439.77
BTC10287	Rubber Flap Striping Kit for 72" Deck	449.40
LP40112	Order Zone: Beacon Light Kit	In Catalog
LP1400	Floor Mat	In Catalog
LPA11548	Sun Canopy	In Catalog

JOHN DEERE COMMERCIAL PRODUCTS

COMMERCIAL ZERO-TURN-RADIUS MOWERS AND EQUIPMENT

Z960R Commercial ZTrak Equipment for Base Machine

31.0 HP*
Vertical-Shaft Air Cooled
Engine (61.0 Cu. In.)
999cc, 23.1 kW)
Full Pressure Lubrication System
with Replaceable Oil Filter
Heavy Duty Canister Air
Cleaner; Dry Replaceable
Filter Element with
Secondary Safety Element
12 Volt with 20 AMP Regulated
Charge System
Dual Hydrostatic Wheel Drive
TuffTorq Heavy Duty Ground Drive
With Cross Porting
Foot Actuated Parking Brake
Steel Channel Frame
Operator Presence System
Folding Two Post ROPS (Roll-
Over Protective Structure)
and Seat Belt
60 In. 7-Iron PRO Side Discharge
Mower Deck
7-Gauge Stamped Steel Mower Deck
8 In. Aluminum Spindle Housing
Rear Anti-Scalp Wheels
One-Touch Dial and Power
Height of Cut Adjustment

Ergonomic Operator Contoured
Soft Touch Grips and
Integrated
Handle Controls
Single-Turn Deck Transport Lock
System
Full Floating Suspension Deck
1.0 - 5.5 In. Cutting Heights
in 0.25 In. Increments
Dual Lever Direction/Speed
Control
Wide Control Lever Bends for
Increased Operator Comfort
Quick-Service Removable Foot
Platform
12 MPH Travel Speed
11.5 U.S. Gallon Fuel Capacity
24x12-12 In. Square Shoulder
4PR Turf Drive Tires
13x6.5-6 Semi-Pneumatic Front
Caster Tires
Rear Bumper
Right Hand Control Console
Cluster
Cup Holder
Fuel Gauge
Electric PTO Clutch
Digital Hourmeter and Diagnostic

Pkg.
* @ 3600 RPM engine manufacturer
certified
gross power tested in
accordance with SAE
J1995, 999cc. The engine
horsepower and
torque information is provided
by the engine
manufacturer to be used for
comparison
purposes only. Actual
operating horsepower
and torque will be less. Refer
to the engine
manufacturer's web site for
additional information.

CODE	ATTACHMENT IDENTIFIER	DESCRIPTION	SUGGESTED LIST PRICE USD (\$)
------	--------------------------	-------------	-------------------------------------

Select One Code From Each Required Category

BASE MACHINE

<i>F.O.B. Raleigh, North Carolina</i>			
2200TC	Z960R Commercial ZTrak <i>Not Available for Sale in California.</i>		13,099.00

DESTINATION

0202	United States and Canada	In Base Price
0230	Australia and New Zealand	Same Price
0195	Mexico	Same Price
0250	Other	Same Price

MOWER DECK

1504	60 In. 7-Iron PRO Side Discharge Mower Deck <i>7-Gauge Stamped Steel Mower Deck. 8 In. Aluminum Spindle Housings. Rear Anti-Scalp Wheels.</i>	In Base Price
1505	60 In. 7-Iron PRO Mulch On Demand Mower Deck <i>7-Gauge Stamped Steel Mower Deck. 8 In. Aluminum Spindle Housings. Rear Anti-Scalp Wheels.</i>	870.00

JOHN DEERE COMMERCIAL PRODUCTS
COMMERCIAL ZERO-TURN-RADIUS MOWERS AND EQUIPMENT

Z960R Commercial ZTrak

Continued

CODE	ATTACHMENT IDENTIFIER	DESCRIPTION	SUGGESTED LIST PRICE USD (\$)
1506		MOWER DECK Continued... 72 In. 7-Iron PRO Side Discharge Mower Deck 7-Gauge Stamped Steel Mower Deck. 8 In. Aluminum Spindle Housings. Rear Anti-Scalp Wheels.	540.00

SEATS

2000		Deluxe Comfort Seat with Armrests	In Base Price
2001		Deluxe Comfort Seat with Armrests and Isolation <i>Includes Isolation System to Reduce Shock/Vibration</i>	195.00
2002		Fully Adjustable Suspension Seat with Armrests <i>Adjustable Back Rest and Lumbar Support. Adjustable for Operator Weight. Reduces Shock/Vibration and Increases Comfort.</i>	475.00

ATTACHMENTS FOR FIELD CONVERSION

AM115837	Engine: Spark Arrester Screen for Muffler	See Parts
TCB11281	Miscellaneous: Front Light (2) Kit	238.61
TCB11531	Hitch Kit	32.10
TCB11710	Large E-Crate Cover <i>Not for X-large E-Crate used on 72" deck machines.</i>	See Parts
TCB11248	Trash Receptacle Kit	92.01
TCB11711	X-Large E-Crate Cover <i>Not for large E-Crate used on 48"-60" deck machines.</i>	See Parts
TCB10953	Mower Deck and Mower Deck Attachments: Mulch Kit (60 In. 7-Iron, 7-Iron II and 7-Iron PRO)	319.93
TCB10951	Mulch Kit (72 In. 7-Iron, 7-Iron II and 7-Iron PRO)	331.70
BTC10286	Rubber Flap Striping Kit for 54" & 60" Decks	439.77
BTC10287	Rubber Flap Striping Kit for 72" Deck	449.40
LP40112	Order Zone: Beacon Light Kit	In Catalog
LP1400	Floor Mat	In Catalog
LPA11548	Sun Canopy	In Catalog

JOHN DEERE COMMERCIAL PRODUCTS

COMMERCIAL ZERO-TURN-RADIUS MOWERS AND EQUIPMENT

Z970R Commercial ZTrak Equipment for Base Machine

35.0 HP*
Vertical-Shaft Air Cooled
Engine (61.0 Cu. In.)
999cc, 26.1 kW)
Full Pressure Lubrication System
with Replaceable Oil Filter
Heavy Duty Canister Air
Cleaner; Dry Replaceable
Filter Element with
Secondary Safety Element
12 Volt with 20 AMP Regulated
Charge System
Dual Hydrostatic Wheel Drive
TuffTorq Heavy Duty Ground Drive
With Cross Porting
Steel Channel Frame
Operator Presence System
Folding Two Post ROPS (Roll-
Over Protective Structure)
and Seat Belt
72 In. 7-Iron PRO Side Discharge
Mower Deck
7-Gauge Stamped Steel Mower Deck
8 In. Aluminum Spindle Housing
Rear Anti-Scalp Wheels
One-Touch Dial and Power
Height of Cut Adjustment

Ergonomic Operator Contoured
Soft Touch Grips and
Integrated
Handle Controls
Single-Turn Deck Transport Lock
System
Full Floating Suspension Deck
1.0 - 5.5 In. Cutting Heights
in 0.25 In. Increments
Dual Lever Direction/Speed
Control
Wide Control Lever Bends for
Increased Operator Comfort
Quick-Service Removable Foot
Platform
12 MPH Travel Speed
11.5 U.S. Gallon Fuel Capacity
24x12-12 In. Square Shoulder
4PR Turf Drive Tires
13x6.5-6 Semi-Pneumatic Front
Caster Tires
Rear Bumper
Right Hand Control Console
Cluster
Cup Holder
Fuel Gauge
Electric PTO Clutch

Digital Hourmeter and Diagnostic
Pkg.
* @ 3600 RPM engine manufacturer
certified
gross power tested in
accordance with SAE
J1995, 999cc. The engine
horsepower and
torque information is provided
by the engine
manufacturer to be used for
comparison
purposes only. Actual
operating horsepower
and torque will be less. Refer
to the engine
manufacturer's web site for
additional information.

CODE	ATTACHMENT IDENTIFIER	DESCRIPTION	SUGGESTED LIST PRICE USD (\$)
------	--------------------------	-------------	-------------------------------------

Select One Code From Each Required Category

BASE MACHINE

<i>F.O.B. Raleigh, North Carolina</i>			
2210TC		Z970R Commercial ZTrak <i>Not Available for Sale in California.</i>	14,169.00

DESTINATION

0202	United States and Canada	In Base Price
0230	Australia and New Zealand	Same Price
0195	Mexico	Same Price
0250	Other	Same Price

MOWER DECK

1506	72 In. 7-Iron PRO Side Discharge Mower Deck 7-Gauge Stamped Steel Mower Deck. 8 In. Aluminum Spindle Housings. Rear Anti-Scalp Wheels.	In Base Price
------	--	---------------

SEATS

2000	Deluxe Comfort Seat with Armrests	In Base Price
------	-----------------------------------	---------------

JOHN DEERE COMMERCIAL PRODUCTS
COMMERCIAL ZERO-TURN-RADIUS MOWERS AND EQUIPMENT

Z970R Commercial ZTrak

Continued

CODE	ATTACHMENT IDENTIFIER	DESCRIPTION	SUGGESTED LIST PRICE USD (\$)
		SEATS Continued...	
2001		Deluxe Comfort Seat with Armrests and Isolation <i>Includes Isolation System to Reduce Shock/Vibration</i>	195.00
2002		Fully Adjustable Suspension Seat with Armrests <i>Adjustable Back Rest and Lumbar Support. Adjustable for Operator Weight. Reduces Shock/Vibration and Increases Comfort.</i>	475.00

ATTACHMENTS FOR FIELD CONVERSION

		Engine:	
AM115837		Spark Arrester Screen for Muffler	See Parts
		Miscellaneous:	
TCB11281		Front Light (2) Kit	238.61
TCB11531		Hitch Kit	32.10
TCB11248		Trash Receptacle Kit	92.01
TCB11711		X-Large E-Crate Cover <i>Not for large E-Crate used on 48"-60" deck machines.</i>	See Parts
		Mower Deck and Mower Deck Attachments:	
TCB10951		Mulch Kit (72 In. 7-Iron, 7-Iron II and 7-Iron PRO)	331.70
BTC10287		Rubber Flap Striping Kit for 72" Deck	449.40
		Order Zone:	
LP40112		Beacon Light Kit	In Catalog
LP1400		Floor Mat	In Catalog
LPA11548		Sun Canopy	In Catalog

JOHN DEERE COMMERCIAL PRODUCTS
COMMERCIAL ZERO-TURN-RADIUS MOWERS AND EQUIPMENT

60 In. 7-Iron PRO Commercial Side Discharge Mower Deck (For 997 Diesel ZTrak)
Equipment for Base Machine

60 In. Cutting Width	Offset Spindles
(3) HD Spindles, Blades	8 In. Aluminum Spindle Housing
One Piece Stamped Deck	
1.5-5.0 In. Height of Cut	Hinged Side Discharge Chute
Deep Deck Design	Greaseable Spindles
Quick Release Belt Shields	7-Iron PRO 7-Gauge (.177 In.)
(2) Rear Adjustable	Steel
Gauge Wheel	Splined Shaft Drive
Front and Rear Anti-Scalp Wheels	Baffling System
Steel Bar Reinforcement	

CODE	ATTACHMENT IDENTIFIER	DESCRIPTION	SUGGESTED LIST PRICE USD (\$)
------	-----------------------	-------------	-------------------------------

Select One Code From Each Required Category

BASE MACHINE

0336TC	60 In. 7-Iron PRO Commercial Side Discharge Mower Deck (For 997 Diesel ZTrak)	2,760.00
--------	---	----------

ATTACHMENTS FOR FIELD CONVERSION

Mower Deck and Mower Deck Attachments:		
TCB10953	Mulch Kit (60 In. 7-Iron, 7-Iron II and 7-Iron PRO)	319.93
TCB11230	Roller Striping Kit for 60 In. Deck <i>For Model Year '11 and Later Power Units (Serial # 060000-) or Serialized Replacement Decks (Serial # 010001-).</i>	439.77

JOHN DEERE COMMERCIAL PRODUCTS
COMMERCIAL ZERO-TURN-RADIUS MOWERS AND EQUIPMENT

60 In. 7-Gauge Steel Commercial Rear Discharge Mower Deck (For 997 Diesel ZTrak Mowers)
Equipment for Base Machine

60 In. Cutting Width	Offset Spindles
(3) HD Spindles, Blades	8 In. Aluminum Spindle Housing
Fabricated Deck	
1.5-5 In. Height of Cut	Rear Discharge Chute
Deep Deck Design	Greaseable Spindles
Vehicle Enclosure Kit	7-Gauge (.177 In.) Steel
Quick Release Belt Shields	Splined Shaft Drive
Front Anti-Scalp Wheels	Baffling System
Steel Bar Reinforcement	

CODE	ATTACHMENT IDENTIFIER	DESCRIPTION	SUGGESTED LIST PRICE USD (\$)
------	-----------------------	-------------	-------------------------------

Select One Code From Each Required Category

BASE MACHINE

0510TC	60 In. 7-Gauge Steel Commercial Rear Discharge Mower Deck (For 997 Diesel ZTrak Mowers)	3,390.00
--------	---	----------

JOHN DEERE COMMERCIAL PRODUCTS
COMMERCIAL ZERO-TURN-RADIUS MOWERS AND EQUIPMENT

60 In. 7-Iron PRO Commercial Mulch-On-Demand Mower Deck (For 997 Diesel ZTrak)
Equipment for Base Machine

60 In. Cutting Width	Steel Bar Reinforcement
(3) HD Spindles, Blades	Offset Spindles
One Piece Stamped Deck	8 In. Aluminum Spindle Housing
1.5-5.0 In. Height of Cut	Hinged Side Discharge Chute
Mulch On Demand System	Greaseable Spindles
Deep Deck Design	7-Iron PRO 7-Gauge (.177 In.)
Quick Release Belt Shields	Steel
(2) Rear Adjustable	Splined Shaft Drive
Gauge Wheel	Baffling System
Front and Rear Anti-Scalp Wheels	

CODE	ATTACHMENT IDENTIFIER	DESCRIPTION	SUGGESTED LIST PRICE USD (\$)
------	--------------------------	-------------	-------------------------------------

Select One Code From Each Required Category

BASE MACHINE

0335TC	60 In. 7-Iron PRO Commercial Mulch-On-Demand Mower Deck (For 997 Diesel ZTrak)	3,630.00
--------	--	----------

ATTACHMENTS FOR FIELD CONVERSION

TCB11230	Mower Deck and Mower Deck Attachments: Roller Striping Kit for 60 In. Deck <i>For Model Year '11 and Later Power Units (Serial # 060000-) or Serialized Replacement Decks (Serial # 010001-).</i>	439.77
----------	--	--------

JOHN DEERE COMMERCIAL PRODUCTS
COMMERCIAL ZERO-TURN-RADIUS MOWERS AND EQUIPMENT

72 In. 7-Iron II Commercial Side Discharge Mower Deck (For 997 Diesel ZTrak Mowers)
Equipment for Base Machine

72 In. Cutting Width	Offset Spindles
(3) HD Spindles, Blades	8 In. Aluminum Spindle Housing
One Piece Stamped Deck	
1.5-5 In. Height of Cut	Hinged Side Discharge Chute
Deep Deck Design	Greaseable Spindles
Quick Release Belt Shields	7-Iron PRO 7-Gauge (.177 In.)
(2) Rear Adjustable	Steel
Gauge Wheels	Splined Shaft Drive
Front and Rear Anti-Scalp Wheels	Baffling System
Steel Bar Reinforcement	

CODE	ATTACHMENT IDENTIFIER	DESCRIPTION	SUGGESTED LIST PRICE USD (\$)
------	--------------------------	-------------	-------------------------------------

Select One Code From Each Required Category

BASE MACHINE

0345TC	72 In. 7-Iron II Commercial Side Discharge Mower Deck (For 997 Diesel ZTrak Mowers)	3,180.00
--------	---	----------

ATTACHMENTS FOR FIELD CONVERSION

Mower Deck and Mower Deck Attachments:		
TCB10951	Mulch Kit (72 In. 7-Iron, 7-Iron II and 7-Iron PRO)	331.70
TCB11231	Roller Striping Kit for 72 In. Deck <i>For Model Year '11 and Later Power Units (Serial # 060000-) or Serialized Replacement Decks (Serial # 010001-).</i>	439.77

JOHN DEERE COMMERCIAL PRODUCTS
ZERO-TURN-RADIUS MOWERS AND EQUIPMENT

8 Bushel 2-Bag Material Collection System (For 48 In./54 In./60 In. Z900 B Series and 48 In./54 In. Z900 M/R Series Mowers including Mulch-On-Demand Decks)
Equipment for Base Machine

2 Bag Collection Hopper
 8 Bushel Capacity
 ABS Plastic Hopper Top
 Mechanical Hopper Top Lock
 Horizontal 7-Iron
 Blower Configuration
 Steel Blower Housing
 5 Blade Commercial Impeller

14 In. Impeller Diameter
 Easy-To-Empty Bags
 8 In. Diameter Chute
 Quick Detach Blower
 Weight Bracket

CODE	ATTACHMENT IDENTIFIER	DESCRIPTION	SUGGESTED LIST PRICE USD (\$)
------	-----------------------	-------------	-------------------------------

Select One Code From Each Required Category

BASE MACHINE

F.O.B. Davenport, Iowa

0786TC	8 Bushel 2-Bag Material Collection System (For 48 In./54 In./60 In. Z900 B Series and 48 In./54 In. Z900 M/R Series Mowers including Mulch-On-Demand Decks) When Installing 2-Bag MCS on Z900 B Series Models, Rear Anti-Scalp Wheel Kit (BTC10445 for 48 In., BTC10442 for 54 In./60 In.) is Required. Not Compatible with Model Year 2012 and Prior ZTrak Mowers. Refer to Sales Manual for Proper Ballast Requirements.	1,820.00
--------	---	----------

DESTINATION

001A	United States and Canada	In Base Price
001C	Australia and New Zealand	Same Price

ATTACHING PARTS

1003	Attaching Parts for 48 In. 7-Iron II and 7-Iron PRO Decks For all Z900 B/M/R Series with 48" side discharge decks.	In Base Price
1004	Attaching Parts for 60 In. Z900 B Series 7-Iron II Decks For Z900B Series.	In Base Price
1005	Attaching Parts for 48 In. and 54 In 7-Iron PRO Mulch-on-Demand Decks For all Z900M/R Series with 48" & 54" Mulch-on-Demand decks.	234.00
1006	Attaching Parts for 54 In. 7-Iron II and 7-Iron PRO Decks For all Z900 B/M/R Series with 54" side discharge decks. DFS MCS for Z900 M & R Series only.	In Base Price

BLOWER

2000	7-Iron Blower for 7-Iron, 7-Iron PRO and 7-Iron PRO Mulch-On-Demand Decks	In Base Price
2010	Less Blower	-728.00

CHUTE

3000	Chute	In Base Price
------	-------	---------------

JOHN DEERE COMMERCIAL PRODUCTS
ZERO-TURN-RADIUS MOWERS AND EQUIPMENT

8 Bushel 2-Bag Material Collection System (For 48 In./54 In./60 In. Z900 B Series and 48 In./54 In. Z900 M/R Series Mowers including Mulch-On-Demand Decks)

Continued

CODE	ATTACHMENT IDENTIFIER	DESCRIPTION	SUGGESTED LIST PRICE USD (\$)
3010		CHUTE Continued... Less Chute	-137.00
ATTACHMENTS FOR FIELD CONVERSION			
		Material Collection System:	
TCB11690		7-Iron Blower for 7-Iron, 7-Iron PRO and 7-Iron PRO Mulch-On-Demand Decks	835.67
BTC10360		Attaching Parts for 48 In. 7-Iron II and 7-Iron PRO Decks <i>For all Z900 B/M/R Series with 48" side discharge decks.</i>	865.63
BTC10361		Attaching Parts for 48 In. and 54 In 7-Iron PRO Mulch-on-Demand Decks <i>For all Z900 M/R Series with 48" & 54" Mulch-on-Demand decks.</i>	1,112.80
BTC10362		Attaching Parts for 54 In. 7-Iron II and 7-Iron PRO Decks <i>For all Z900 B/M/R Series with 54" side discharge decks.</i>	865.63
BTC10366		Attaching Parts for 60 In. 7-Iron II Decks <i>For all Z900 B Series with 60" side discharge decks.</i>	865.63
BTC10539		Chute	157.29
		Mower Deck and Mower Deck Attachments:	
BTC10442		Rear Anti-Scalp Wheel Kit <i>For all Z900 B Series with 54" 7-Iron II side discharge decks.</i>	170.13
BTC10591		Rear Anti-Scalp Wheel Kit <i>For all Z900 B Series with 60" 7-Iron II side discharge decks.</i>	170.13
BTC10445		Rear Anti-Scalp Wheel Kit <i>For all Z900 B Series with 48" 7-Iron II side discharge decks.</i>	170.13
		Weights:	
R66949		Quik-Tatch Weight, 42 Lb.	62.06

JOHN DEERE COMMERCIAL PRODUCTS
ZERO-TURN-RADIUS MOWERS AND EQUIPMENT

**8 Bushel 2-Bag Material Collection System (For 48 In. / 54 In. / 60 In. Z-Trak Estate and
48 In. / 54 In. Z-Trak PRO Mowers including Mulch-On-Demand decks)**
Equipment for Base Machine

2 Bag Collection Hopper
8 Bushel Capacity
ABS Plastic Hopper Top
Mechanical Hopper Top Lock
Horizontal 7-Iron
Blower Configuration
Steel Blower Housing
5 Blade Commercial Impeller

14 In. Impeller Diameter
Easy-To-Empty Bags
8 In. Diameter Chute
Quick Detach Blower
Weight Bracket

CODE	ATTACHMENT IDENTIFIER	DESCRIPTION	SUGGESTED LIST PRICE USD (\$)
Select One Code From Each Required Category			
BASE MACHINE			
<i>F.O.B. Davenport, Iowa</i>			
0783TC		8 Bushel 2-Bag Material Collection System (For 48 In. / 54 In. / 60 In. Z-Trak Estate and 48 In. / 54 In. Z-Trak PRO Mowers including Mulch-On-Demand decks) <i>When Installing 2-Bag MCS on ZTrak Estate Models, Rear Anti-Scalp Wheel Kit (TCB11228) are Required.</i> <i>Not Compatible with Model Year 2007 and Prior ZTrak Mowers.</i> <i>Refer to Sales Manual for Proper Ballast Requirements.</i>	1,810.00
ATTACHING PARTS			
1003		Attaching Parts for 48 In. 7-Iron Estate and 7-Iron PRO Decks <i>For all Z500A, Z800A & Z900A with 48" side discharge decks.</i>	In Base Price
1004		Attaching Parts for 60 In. Z-Trak Estate <i>For Z520A.</i>	In Base Price
1005		Attaching Parts for 48 In. and 54 In 7-Iron PRO Mulch-on-Demand Decks <i>For all Z800A & Z900A with 48" & 54" Mulch-on-Demand decks.</i>	234.00
1006		Attaching Parts for 54 In. 7-Iron Estate and 7-Iron PRO Decks <i>For all Z500A, Z800A & Z900A with 54" side discharge decks.</i>	In Base Price
BLOWER			
2000		7-Iron Blower for 7-Iron, 7-Iron PRO and 7-Iron PRO Mulch-On-Demand Decks	In Base Price
2010		Less Blower	-728.00
CHUTE			
3000		Chute	In Base Price
3010		Less Chute	-137.00
ATTACHMENTS FOR FIELD CONVERSION			
TCB11690		Material Collection System: 7-Iron Blower for 7-Iron, 7-Iron PRO and 7-Iron PRO Mulch-On-Demand Decks	835.67

JOHN DEERE COMMERCIAL PRODUCTS
ZERO-TURN-RADIUS MOWERS AND EQUIPMENT

**8 Bushel 2-Bag Material Collection System (For 48 In. / 54 In. / 60 In. Z-Trak Estate and
48 In. / 54 In. Z-Trak PRO Mowers including Mulch-On-Demand decks)**

Continued

CODE	ATTACHMENT IDENTIFIER	DESCRIPTION	SUGGESTED LIST PRICE USD (\$)
		ATTACHMENTS FOR FIELD CONVERSION Continued...	
	TCB11732	Attaching Parts for 48 In. 7-Iron Estate and 7-Iron PRO Decks <i>For all Z500A, Z800A & Z900A with 48" side discharge decks.</i>	865.63
	TCB11735	Attaching Parts for 48 In. and 54 In 7-Iron PRO Mulch-on-Demand Decks <i>For all Z800A & Z900A with 48" & 54" Mulch-on-Demand decks.</i>	1,112.80
	TCB11736	Attaching Parts for 54 In. 7-Iron Estate and 7-Iron PRO Decks <i>For all Z500A, Z800A & Z900A with 54" side discharge decks.</i>	865.63
	TCB11734	Attaching Parts for 60 In. Z-Trak Estate <i>For Z520A.</i>	865.63
	TCB11234	Chute	157.29
		Mower Deck and Mower Deck Attachments:	
	TCB11228	Rear Anti-Scalp Wheel Kit	170.13
		Weights:	
	R66949	Quik-Tatch Weight, 42 Lb.	62.06

JOHN DEERE COMMERCIAL PRODUCTS
ZERO-TURN-RADIUS MOWERS AND EQUIPMENT

**14 Bushel 3-Bag Material Collection System (For 48 In./54 In./60 In. Z900 B/M/R Series
And 72 In. Z900 M/R Series Mowers including Mulch-On-Demand Decks)**
Equipment for Base Machine

3-Bag Collection Hopper	14 In. Impeller Diameter
14 Bushel Capacity	Easy-To-Empty Bags
Steel Hopper Top	8 In. Diameter Chute
Mechanical Hopper Top Lock	Quick Detach Blower
Horizontal 7-Iron	Weight Bracket
Blower Configuration	
Steel Blower Housing	
5 Blade Commercial Impeller	

CODE	ATTACHMENT IDENTIFIER	DESCRIPTION	SUGGESTED LIST PRICE USD (\$)
Select One Code From Each Required Category			
BASE MACHINE			
<i>F.O.B. Davenport, Iowa</i>			
0788TC		14 Bushel 3-Bag Material Collection System (For 48 In./54 In./60 In. Z900 B/M/R Series And 72 In. Z900 M/R Series Mowers including Mulch-On-Demand Decks) <i>Not Compatible with Model Year 2012 and Prior Z-Trak Mowers. Not Compatible with Z-Trak Estate Mowers. Refer to Sales Manual for Proper Ballast Requirements.</i>	2,920.00
DESTINATION			
001A		United States and Canada	In Base Price
001C		Australia and New Zealand	Same Price
ATTACHING PARTS			
1005		Attaching Parts for 48 In. 7-Iron PRO Decks <i>For all Z900 B/M/R Series with 48" side discharge decks. DFS MCS for Z900 M & R Series only.</i>	In Base Price
1006		Attaching Parts for 60 In. 7-Iron PRO Decks <i>For all Z900 B/M/R Series with 60" side discharge decks. DFS MCS for Z900 M & R Series only.</i>	In Base Price
1007		Attaching Parts for 72 In. 7-Iron PRO Decks <i>For all Z900 M/R Series with 72" side discharge decks.</i>	In Base Price
1008		Attaching Parts for 48 In. and 54 In. 7-Iron PRO Mulch-on-Demand Decks <i>For all Z900 M/R Series with 48" & 54" Mulch-on-Demand decks.</i>	120.00
1009		Attaching Parts for 60 In. 7-Iron PRO Mulch-on-Demand Decks <i>For all Z900 M/R Series with 60" Mulch-on-Demand decks.</i>	120.00
1010		Less Attaching Parts	-1,048.00
1011		Attaching Parts for 54 In. 7-Iron PRO Decks <i>For all Z900 B/M/R Series with 54" side discharge decks. DFS MCS for Z900 M & R Series only.</i>	In Base Price

JOHN DEERE COMMERCIAL PRODUCTS
ZERO-TURN-RADIUS MOWERS AND EQUIPMENT

**14 Bushel 3-Bag Material Collection System (For 48 In./54 In./60 In. Z900 B/M/R Series
And 72 In. Z900 M/R Series Mowers including Mulch-On-Demand Decks)**

Continued

CODE	ATTACHMENT IDENTIFIER	DESCRIPTION	SUGGESTED LIST PRICE USD (\$)
BLOWER			
2000		7-Iron Blower for 7-Iron, 7-Iron PRO and 7-Iron PRO Mulch-On-Demand Decks	In Base Price
2010		Less Blower	-728.00
ATTACHMENTS FOR FIELD CONVERSION			
Material Collection System:			
TCB11690		7-Iron Blower for 7-Iron, 7-Iron PRO and 7-Iron PRO Mulch-On-Demand Decks	835.67
BTC10221		Attaching Parts for 48 In. 7-Iron PRO Decks <i>For all Z900 B/M/R Series with 48" side discharge decks. DFS MCS for Z900 M & R Series only.</i>	1,202.69
BTC10363		Attaching Parts for 54 In. 7-Iron PRO Decks <i>For all Z900 B/M/R Series with 54" side discharge decks. DFS MCS for Z900 M & R Series only.</i>	1,202.69
BTC10368		Attaching Parts for 60 In. 7-Iron PRO Decks <i>For all Z900 B/M/R Series with 60" side discharge decks. DFS MCS for Z900 M & R Series only.</i>	1,178.07
BTC10370		Attaching Parts for 72 In. 7-Iron PRO Decks <i>For all Z900 M/R Series with 72" side discharge decks.</i>	1,202.69
BTC10365		Attaching Parts for 48 In. and 54 In. 7-Iron PRO Mulch-on-Demand Decks <i>For all Z900M/R Series with 48" & 54" Mulch-on-Demand decks.</i>	1,340.71
BTC10369		Attaching Parts for 60 In. 7-Iron PRO Mulch-on-Demand Decks <i>For all Z900M/R Series with 60" Mulch-on-Demand decks.</i>	1,340.71
Weights:			
R66949		Quik-Tatch Weight, 42 Lb.	62.06

JOHN DEERE COMMERCIAL PRODUCTS
ZERO-TURN-RADIUS MOWERS AND EQUIPMENT

14 Bushel 3-Bag Material Collection System (For Z-Trak PRO 48 In./54 In./60 In./72 In. Mowers including Mulch-On-Demand Decks)
Equipment for Base Machine

3-Bag Collection Hopper	14 In. Impeller Diameter
14 Bushel Capacity	Easy-To-Empty Bags
Steel Hopper Top	8 In. Diameter Chute
Mechanical Hopper Top Lock	Quick Detach Blower
Horizontal 7-Iron	Weight Bracket
Blower Configuration	
Steel Blower Housing	
5 Blade Commercial Impeller	

CODE	ATTACHMENT IDENTIFIER	DESCRIPTION	SUGGESTED LIST PRICE USD (\$)
Select One Code From Each Required Category			
BASE MACHINE			
<i>F.O.B. Davenport, Iowa</i>			
0784TC		14 Bushel 3-Bag Material Collection System (For Z-Trak PRO 48 In./54 In./60 In./72 In. Mowers including Mulch-On-Demand Decks) <i>Not Compatible with Model Year 2007 and Prior Z-Trak Mowers.</i> <i>Not Compatible with Z-Trak Estate Mowers.</i> <i>Refer to Sales Manual for Proper Ballast Requirements.</i>	2,830.00
ATTACHING PARTS			
1005		Attaching Parts for 48 In. 7-Iron PRO Decks <i>For Model Year 2009 Z820A Serial Numbers 20001 and above.</i> <i>For Model Year 2010-up Z920A Serial Numbers 10001 and above.</i>	In Base Price
1006		Attaching Parts for 60 In. 7-Iron PRO Decks <i>For all Z800A, Z900A w/60" side discharge decks.</i>	In Base Price
1007		Attaching Parts for 72 In. 7-Iron PRO Decks <i>For all Z800A, Z900A with 72" side discharge decks</i>	In Base Price
1008		Attaching Parts for 48 In. and 54 In. 7-Iron PRO Mulch-on-Demand Decks <i>For all Z800A, Z900A with 48" & 54" Mulch-on-Demand decks</i>	120.00
1009		Attaching Parts for 60 In. 7-Iron PRO Mulch-on-Demand Decks <i>For all Z800A, Z900A with 60" Mulch-on-Demand decks.</i>	120.00
1010		Less Attaching Parts	-1,048.00
1011		Attaching Parts for 54 In. 7-Iron PRO Decks <i>For all Z800A, Z900A w/54" side discharge decks.</i>	In Base Price
BLOWER			
2000		7-Iron Blower for 7-Iron, 7-Iron PRO and 7-Iron PRO Mulch-On-Demand Decks	In Base Price
2010		Less Blower	-728.00
ATTACHMENTS FOR FIELD CONVERSION			

JOHN DEERE COMMERCIAL PRODUCTS
ZERO-TURN-RADIUS MOWERS AND EQUIPMENT

**14 Bushel 3-Bag Material Collection System (For Z-Trak PRO 48 In./54 In./60 In./72 In.
Mowers including Mulch-On-Demand Decks)**

Continued

CODE	ATTACHMENT IDENTIFIER	DESCRIPTION	SUGGESTED LIST PRICE USD (\$)
ATTACHMENTS FOR FIELD CONVERSION Continued...			
		Material Collection System:	
	TCB11690	7-Iron Blower for 7-Iron, 7-Iron PRO and 7-Iron PRO Mulch-On-Demand Decks	835.67
	TCB11705	Attaching Parts for 48 In. 7-Iron PRO Decks <i>For Model Year 2009 Z820A Serial Numbers 20001 and above. For Model Year 2010-up Z920A Serial Numbers 10001 and above.</i>	1,202.69
	TCB11704	Attaching Parts for 54 In. 7-Iron PRO Decks <i>For all Z800A, Z900A w/54" side discharge decks.</i>	1,202.69
	TCB11686	Attaching Parts for 60 In. 7-Iron PRO Decks <i>For all Z800A, Z900A w/60" side discharge decks.</i>	1,178.07
	TCB11707	Attaching Parts for 72 In. 7-Iron PRO Decks <i>For all Z800A, Z900A with 72" side discharge decks.</i>	1,202.69
	TCB11703	Attaching Parts for 48 In. and 54 In. 7-Iron PRO Mulch-on-Demand Decks <i>For all Z800A, Z900A with 48" & 54" Mulch-on-Demand decks.</i>	1,340.71
	TCB11706	Attaching Parts for 60 In. 7-Iron PRO Mulch-on-Demand Decks <i>For all Z800A, Z900A with 60" Mulch-on-Demand decks</i>	1,340.71
		Weights:	
	R66949	Quik-Tatch Weight, 42 Lb.	62.06

JOHN DEERE COMMERCIAL PRODUCTS
ZERO-TURN-RADIUS MOWERS AND EQUIPMENT

**14 Bushel Dump From Seat Material Collection System (For 48 In./54 In./60 In. Z900
B/M/R Series Mowers And 72 In. Z900 M/R Series Mowers including
Mulch-On-Demand Decks)
Equipment for Base Machine**

High Density Polypropylene
Hopper
14 Bushel Capacity
Mechanical Dump From
Operator Seat
Horizontal 7-Iron
Blower Configuration
Steel Blower Housing

5 Blade Commercial Impeller
14 In. Impeller Diameter
8 In. Diameter Chute
Quick Detach Blower
Weight Bracket

CODE	ATTACHMENT IDENTIFIER	DESCRIPTION	SUGGESTED LIST PRICE USD (\$)
------	--------------------------	-------------	-------------------------------------

Select One Code From Each Required Category

BASE MACHINE

<i>F.O.B. Davenport, Iowa</i>			
0787TC		14 Bushel Dump From Seat Material Collection System (For 48 In./54 In./60 In. Z900 B/M/R Series Mowers And 72 In. Z900 M/R Series Mowers including Mulch-On-Demand Decks) <i>Not Compatible with Model Year 2012 and Prior Z-Trak Mowers. Not Compatible with Z-Trak Estate Mowers. Refer to Sales Manual for Proper Ballast Requirements.</i>	3,145.00

DESTINATION

001A	United States and Canada	In Base Price
001C	Australia and New Zealand	Same Price

ATTACHING PARTS

1005	Attaching Parts for 48 In. 7-Iron PRO Decks <i>For all Z900 B/M/R Series with 48" side discharge decks. DFS MCS for Z900 M & R Series only.</i>	In Base Price
1006	Attaching Parts for 60 In. 7-Iron PRO Decks <i>For all Z900 B/M/R Series with 60" side discharge decks. DFS MCS for Z900 M & R Series only.</i>	In Base Price
1007	Attaching Parts for 72 In. 7-Iron PRO Decks <i>For all Z900 M/R Series with 72" side discharge decks.</i>	In Base Price
1008	Attaching Parts for 48 In. and 54 In. 7-Iron PRO Mulch-on-Demand Decks <i>For all Z900 M/R Series with 48" & 54" Mulch-on-Demand decks.</i>	120.00
1009	Attaching Parts for 60 In. 7-Iron PRO Mulch-on-Demand Decks <i>For all Z900 M/R Series with 60" Mulch-on-Demand decks.</i>	120.00
1010	Less Attaching Parts	-1,048.00
1011	Attaching Parts for 54 In. 7-Iron PRO Decks <i>For all Z900 B/M/R Series with 54" side discharge decks. DFS MCS for Z900 M & R Series only.</i>	In Base Price

JOHN DEERE COMMERCIAL PRODUCTS
ZERO-TURN-RADIUS MOWERS AND EQUIPMENT

14 Bushel Dump From Seat Material Collection System (For 48 In./54 In./60 In. Z900 B/M/R Series Mowers And 72 In. Z900 M/R Series Mowers including Mulch-On-Demand Decks)

Continued

CODE	ATTACHMENT IDENTIFIER	DESCRIPTION	SUGGESTED LIST PRICE USD (\$)
BLOWER			
2000		7-Iron Blower for 7-Iron, 7-Iron PRO and 7-Iron PRO Mulch-On-Demand Decks	In Base Price
2010		Less Blower	-728.00
ATTACHMENTS FOR FIELD CONVERSION			
Material Collection System:			
TCB11690		7-Iron Blower for 7-Iron, 7-Iron PRO and 7-Iron PRO Mulch-On-Demand Decks	835.67
BTC10221		Attaching Parts for 48 In. 7-Iron PRO Decks <i>For all Z900 B/M/R Series with 48" side discharge decks. DFS MCS for Z900 M & R Series only.</i>	1,202.69
BTC10363		Attaching Parts for 54 In. 7-Iron PRO Decks <i>For all Z900 B/M/R Series with 54" side discharge decks. DFS MCS for Z900 M & R Series only.</i>	1,202.69
BTC10368		Attaching Parts for 60 In. 7-Iron PRO Decks <i>For all Z900 B/M/R Series with 60" side discharge decks. DFS MCS for Z900 M & R Series only.</i>	1,178.07
BTC10370		Attaching Parts for 72 In. 7-Iron PRO Decks <i>For all Z900 M/R Series with 72" side discharge decks.</i>	1,202.69
BTC10365		Attaching Parts for 48 In. and 54 In. 7-Iron PRO Mulch-on-Demand Decks <i>For all Z900M/R Series with 48" & 54" Mulch-on-Demand decks.</i>	1,340.71
BTC10369		Attaching Parts for 60 In. 7-Iron PRO Mulch-on-Demand Decks <i>For all Z900M/R Series with 60" Mulch-on-Demand decks.</i>	1,340.71
Weights:			
R66949		Quik-Tatch Weight, 42 Lb.	62.06

JOHN DEERE COMMERCIAL PRODUCTS
ZERO-TURN-RADIUS MOWERS AND EQUIPMENT

14 Bushel Dump From Seat Material Collection System (For Z-Trak PRO 48 In./54 In./60 In./72 In. Mowers including Mulch-On-Demand Decks)
Equipment for Base Machine

High Density Polypropylene
Hopper
14 Bushel Capacity
Mechanical Dump From
Operator Seat
Horizontal 7-Iron
Blower Configuration
Steel Blower Housing

5 Blade Commercial Impeller
14 In. Impeller Diameter
8 In. Diameter Chute
Quick Detach Blower
Weight Bracket

CODE	ATTACHMENT IDENTIFIER	DESCRIPTION	SUGGESTED LIST PRICE USD (\$)
Select One Code From Each Required Category			
BASE MACHINE			
<i>F.O.B. Davenport, Iowa</i>			
0785TC		14 Bushel Dump From Seat Material Collection System (For Z-Trak PRO 48 In./54 In./60 In./72 In. Mowers including Mulch-On-Demand Decks) <i>Not Compatible with Model Year 2007 and Prior Z-Trak Mowers.</i> <i>Not Compatible with Z-Trak Estate Mowers.</i> <i>Refer to Sales Manual for Proper Ballast Requirements.</i>	3,065.00
ATTACHING PARTS			
1005		Attaching Parts for 48 In. 7-Iron PRO Decks <i>For Model Year 2009 Z820A Serial Numbers 20001 and above.</i> <i>For Model Year 2010-up Z920A Serial Numbers 10001 and above.</i>	In Base Price
1006		Attaching Parts for 60 In. 7-Iron PRO Decks <i>For all Z800A, Z900A w/60" side discharge decks.</i>	In Base Price
1007		Attaching Parts for 72 In. 7-Iron PRO Decks <i>For all Z800A, Z900A with 72" side discharge decks</i>	In Base Price
1008		Attaching Parts for 48 In. and 54 In. 7-Iron PRO Mulch-on-Demand Decks <i>For all Z800A, Z900A with 48" & 54" Mulch-on-Demand decks</i>	120.00
1009		Attaching Parts for 60 In. 7-Iron PRO Mulch-on-Demand Decks <i>For all Z800A, Z900A with 60" Mulch-on-Demand decks.</i>	120.00
1010		Less Attaching Parts	-1,048.00
1011		Attaching Parts for 54 In. 7-Iron PRO Decks <i>For all Z800A, Z900A w/54" side discharge decks.</i>	In Base Price
BLOWER			
2000		7-Iron Blower for 7-Iron, 7-Iron PRO and 7-Iron PRO Mulch-On-Demand Decks	In Base Price
2010		Less Blower	-728.00

ATTACHMENTS FOR FIELD CONVERSION

JOHN DEERE COMMERCIAL PRODUCTS
ZERO-TURN-RADIUS MOWERS AND EQUIPMENT

14 Bushel Dump From Seat Material Collection System (For Z-Trak PRO 48 In./54 In./60 In./72 In. Mowers including Mulch-On-Demand Decks)

Continued

CODE	ATTACHMENT IDENTIFIER	DESCRIPTION	SUGGESTED LIST PRICE USD (\$)
		ATTACHMENTS FOR FIELD CONVERSION Continued...	
		Material Collection System:	
	TCB11690	7-Iron Blower for 7-Iron, 7-Iron PRO and 7-Iron PRO Mulch-On-Demand Decks	835.67
	TCB11705	Attaching Parts for 48 In. 7-Iron PRO Decks <i>For Model Year 2009 Z820A Serial Numbers 20001 and above. For Model Year 2010-up Z920A Serial Numbers 10001 and above.</i>	1,202.69
	TCB11704	Attaching Parts for 54 In. 7-Iron PRO Decks <i>For all Z800A, Z900A w/54" side discharge decks.</i>	1,202.69
	TCB11686	Attaching Parts for 60 In. 7-Iron PRO Decks <i>For all Z800A, Z900A w/60" side discharge decks.</i>	1,178.07
	TCB11707	Attaching Parts for 72 In. 7-Iron PRO Decks <i>For all Z800A, Z900A with 72" side discharge decks.</i>	1,202.69
	TCB11703	Attaching Parts for 48 In. and 54 In. 7-Iron PRO Mulch-on-Demand Decks <i>For all Z800A, Z900A with 48" & 54" Mulch-on-Demand decks.</i>	1,340.71
	TCB11706	Attaching Parts for 60 In. 7-Iron PRO Mulch-on-Demand Decks <i>For all Z800A, Z900A with 60" Mulch-on-Demand decks</i>	1,340.71
		Weights:	
	R66949	Quik-Tatch Weight, 42 Lb.	62.06

JOHN DEERE COMMERCIAL PRODUCTS
COMMERCIAL ZERO-TURN-RADIUS MOWERS AND EQUIPMENT

8 Bushel 2-Bag Material Collection System
For 717A, 727A, 737 & 757 Mowers only
Equipment for Base Machine

2 Bag Collection Hopper
8 Bushel Capacity
Polyethylene Hopper Top
Mechanical Hopper Top Lock
Horizontal 7-Iron Blower
Configuration
Steel Blower Housing
Lower Weight Bracket

5 Blade Commercial Impeller
14 In. Impeller Diameter
Easy-To-Empty Bags
7 In. Diameter Chute
Quick Detach Blower
Weight Bracket

CODE	ATTACHMENT IDENTIFIER	DESCRIPTION	SUGGESTED LIST PRICE USD (\$)
------	-----------------------	-------------	-------------------------------

Select One Code From Each Required Category

BASE MACHINE

F.O.B. Davenport, Iowa

0770TC	8 Bushel 2-Bag Material Collection System For 717A, 727A, 737 & 757 Mowers only <i>Compatible with both 7-Iron and 7-Iron II Decks. Due to Overall Power Consumption with 757 Mulch-On-Demand and MCS, this Combination is not Recommended. Refer to Sales Manual for Proper Ballast Requirements.</i>	2,010.00
--------	--	----------

FRONT WEIGHTS

2000	(2) Caster Wheel Weights for 717A, 727A Mini-Frame Z-TRAK 7-Iron and 7-Iron II Mowers	In Base Price
2001	Lower Weight Bracket for 737, 757, 757 Mulch on Demand Mid-Frame Z-TRAK 7-Iron and 7-Iron II Mowers <i>Requires (2) R66949 42 Lb. Quik-Tatch Weights.</i>	In Base Price

ATTACHING PARTS

3000	Attaching Parts for 48 In. and 54 In. 7-Iron and 7-Iron II Decks (717A, 727A)	In Base Price
3001	Attaching Parts for 54 In. 7-Iron and 7-Iron II Decks (737, 757)	In Base Price
3002	Attaching Parts for 60 In. 7-Iron and 7-Iron II Decks (737, 757)	In Base Price
3003	Attaching Parts for 60 In. 7-Iron and 7-Iron II Mulch on Demand Deck (757)	In Base Price
3010	Less Attaching Parts	-426.00

ATTACHMENTS FOR FIELD CONVERSION

TCB11690	Material Collection System: 7-Iron Blower for 7-Iron, 7-Iron PRO and 7-Iron PRO Mulch-On-Demand Decks	835.67
TCB11075	Attaching Parts for 48 In. and 54 In. 7-Iron and 7-Iron II Decks (717A, 727A)	488.99
TCB11074	Attaching Parts for 54 In. 7-Iron and 7-Iron II Decks (737, 757)	488.99

JOHN DEERE COMMERCIAL PRODUCTS
COMMERCIAL ZERO-TURN-RADIUS MOWERS AND EQUIPMENT

8 Bushel 2-Bag Material Collection System
For 717A, 727A, 737 & 757 Mowers only
Continued

CODE	ATTACHMENT IDENTIFIER	DESCRIPTION	SUGGESTED LIST PRICE USD (\$)
		ATTACHMENTS FOR FIELD CONVERSION Continued...	
	TCB11088	Attaching Parts for 60 In. 7-Iron and 7-Iron II Mulch on Demand Deck (757)	488.99
	TCB11076	Attaching Parts for 60 In. 7-Iron and 7-Iron II Decks (737, 757)	See Parts
	TCB11234	Chute	157.29
	TCB10900	Weights: (1) Caster Wheel Weight <i>For 717A, 727A Mini-Frame Z-TRAK Mowers. Requires Additional Attaching Hardware: (1) N231578 (2) E54809, (2) 24M7180.</i>	133.76
	TCB11099	Lower Weight Bracket <i>Requires R66949 Quik-Tatch Weight 42 lb., Refer to Sales Manual for Proper Ballast Requirements.</i>	153.01
	R66949	Quik-Tatch Weight, 42 Lb.	62.06

JOHN DEERE COMMERCIAL PRODUCTS
COMMERCIAL ZERO-TURN-RADIUS MOWERS AND EQUIPMENT

14 Bushel 3-Bag Material Collection System For 737, 757, 777, 797 Mowers only
Equipment for Base Machine

3-Bag Collection Hopper	Upper and Lower Weight Brackets
14 Bushel Capacity	5 Blade Commercial Impeller
Polyethylene Hopper Top	14 In. Impeller Diameter
with Gas Cylinder Lift Assist	Easy-To-Empty Bags
and Mechanical Hopper Top Lock	8 In. Diameter Chute
Horizontal 7-Iron Blower	Quick Detach Blower
Configuration	
Steel Blower Housing	

CODE	ATTACHMENT IDENTIFIER	DESCRIPTION	SUGGESTED LIST PRICE USD (\$)
------	-----------------------	-------------	-------------------------------

Select One Code From Each Required Category

BASE MACHINE

F.O.B. Davenport, Iowa

0771TC	14 Bushel 3-Bag Material Collection System For 737, 757, 777, 797 Mowers only <i>Compatible with both 7-Iron and 7-Iron II Decks. Due to Overall Power Consumption with 757 Mulch-On-Demand and MCS, this Combination is not Recommended. Refer to Sales Manual for Proper Ballast Requirements.</i>	2,660.00
--------	---	----------

CHUTES

1000	Chute for 54 In. and 60 In. 7-Iron and 7-Iron II Decks (737, 757) and 757 Mulch-On-Demand	In Base Price
1001	Chute for 60 In. 7-Iron and 7-Iron II Decks (777, 797 and 777 Mulch on Demand)	In Base Price
1002	Chute for 72 In. 7-Iron and 7-Iron II Decks (777, 797)	In Base Price
1010	Less Chute	-208.00

ATTACHING PARTS

3000	Attaching Parts for 54 In. 7-Iron and 7-Iron II Decks (737, 757)	In Base Price
3001	Attaching Parts for 60 In. and 72 In. 7-Iron and 7-Iron II Decks (737, 757, 777, 797)	In Base Price
3002	Attaching Parts for 60 In. 7-Iron and 7-Iron II Mulch on Demand Decks (757, 777)	In Base Price
3010	Less Attaching Parts	-426.00

ATTACHMENTS FOR FIELD CONVERSION

TCB11690	Material Collection System: 7-Iron Blower for 7-Iron, 7-Iron PRO and 7-Iron PRO Mulch-On-Demand Decks	835.67
TCB11048	Attaching Parts for 54 In. 7-Iron and 7-Iron II Decks (737, 757)	488.99
TCB11050	Attaching Parts for 60 In. 7-Iron and 7-Iron II Mulch on Demand Decks (757, 777)	488.99

JOHN DEERE COMMERCIAL PRODUCTS
COMMERCIAL ZERO-TURN-RADIUS MOWERS AND EQUIPMENT

14 Bushel 3-Bag Material Collection System For 737, 757, 777, 797 Mowers only
Continued

CODE	ATTACHMENT IDENTIFIER	DESCRIPTION	SUGGESTED LIST PRICE USD (\$)
		ATTACHMENTS FOR FIELD CONVERSION Continued...	
	TCB11047	Attaching Parts for 60 In. and 72 In. 7-Iron and 7-Iron II Decks (737, 757, 777, 797)	488.99
	TCB11079	Chute for 54 In. and 60 In. 7-Iron and 7-Iron II Decks (737, 757) and 757 Mulch-On-Demand	237.54
	TCB11052	Chute for 60 In. 7-Iron and 7-Iron II Decks (777, 797 and 777 Mulch on Demand)	237.54
	TCB11053	Chute for 72 In. 7-Iron and 7-Iron II Decks (777, 797)	237.54
	TCB11099	Weights: Lower Weight Bracket <i>Requires R66949 Quik-Tatch Weight 42 lb., Refer to Sales Manual for Proper Ballast Requirements.</i>	153.01
	R66949	Quik-Tatch Weight, 42 Lb.	62.06
	TCB11100	Upper Weight Bracket <i>Requires R66949 Quik-Tatch Weight 42 lb., Refer to Sales Manual for Proper Ballast Requirements.</i>	123.06

JOHN DEERE COMMERCIAL PRODUCTS
COMMERCIAL ZERO-TURN-RADIUS MOWERS AND EQUIPMENT

**14 Bushel Dump From Seat Material Collection System for 737, 757, 777 & 797
Mowers only
Equipment for Base Machine**

Polypropylene Hopper
14 Bushel Capacity
Mechanical Dump From Operator
Seat
Attaching Framework
Horizontal 7-Iron Blower
Configuration
Steel Blower Housing

Upper and Lower Weight Brackets
5 Blade Commercial Impeller
14 In. Impeller Diameter
8 In. Diameter Chute
Quick Detach Blower
Weight Bracket

CODE	ATTACHMENT IDENTIFIER	DESCRIPTION	SUGGESTED LIST PRICE USD (\$)
------	--------------------------	-------------	-------------------------------------

Select One Code From Each Required Category

BASE MACHINE

F.O.B. Raleigh, North Carolina

0772TC	14 Bushel Dump From Seat Material Collection System for 737, 757, 777 & 797 Mowers only <i>Compatible with both 7-Iron and 7-Iron II Decks. Due to Overall Power Consumption with 757 Mulch-On-Demand and MCS, this Combination is not Recommended. Refer to Sales Manual for Proper Ballast Requirements.</i>	2,950.00
--------	--	----------

CHUTES

1000	Chute for 54 In. and 60 In. 7-Iron and 7-Iron II Decks (737, 757) and 757 Mulch-On-Demand	In Base Price
1001	Chute for 60 In. 7-Iron and 7-Iron II Decks (777, 797 and 777 Mulch on Demand)	In Base Price
1002	Chute for 72 In. 7-Iron and 7-Iron II Decks (777, 797)	In Base Price
1010	Less Chute	-208.00

ATTACHING PARTS

3000	Attaching Parts for 54 In. 7-Iron and 7-Iron II Decks (737, 757)	In Base Price
3001	Attaching Parts for 60 In. and 72 In. 7-Iron and 7-Iron II Decks (737, 757, 777, 797)	In Base Price
3002	Attaching Parts for 60 In. 7-Iron and 7-Iron II Mulch on Demand Decks (757, 777)	In Base Price
3010	Less Attaching Parts	-426.00

ATTACHMENTS FOR FIELD CONVERSION

TCB11690	Material Collection System: 7-Iron Blower for 7-Iron, 7-Iron PRO and 7-Iron PRO Mulch-On-Demand Decks	835.67
TCB11048	Attaching Parts for 54 In. 7-Iron and 7-Iron II Decks (737, 757)	488.99
TCB11050	Attaching Parts for 60 In. 7-Iron and 7-Iron II Mulch on Demand Decks (757, 777)	488.99

JOHN DEERE COMMERCIAL PRODUCTS
COMMERCIAL ZERO-TURN-RADIUS MOWERS AND EQUIPMENT

14 Bushel Dump From Seat Material Collection System for 737, 757, 777 & 797
Mowers only
Continued

CODE	ATTACHMENT IDENTIFIER	DESCRIPTION	SUGGESTED LIST PRICE USD (\$)
		ATTACHMENTS FOR FIELD CONVERSION Continued...	
	TCB11047	Attaching Parts for 60 In. and 72 In. 7-Iron and 7-Iron II Decks (737, 757, 777, 797)	488.99
	TCB11079	Chute for 54 In. and 60 In. 7-Iron and 7-Iron II Decks (737, 757) and 757 Mulch-On-Demand	237.54
	TCB11052	Chute for 60 In. 7-Iron and 7-Iron II Decks (777, 797 and 777 Mulch on Demand)	237.54
	TCB11053	Chute for 72 In. 7-Iron and 7-Iron II Decks (777, 797)	237.54
		Weights:	
	TCB11099	Lower Weight Bracket <i>Requires R66949 Quik-Tatch Weight 42 lb., Refer to Sales Manual for Proper Ballast Requirements.</i>	153.01
	R66949	Quik-Tatch Weight, 42 Lb.	62.06
	TCB11100	Upper Weight Bracket <i>Requires R66949 Quik-Tatch Weight 42 lb., Refer to Sales Manual for Proper Ballast Requirements.</i>	123.06

JOHN DEERE COMMERCIAL PRODUCTS
COMMERCIAL ZERO-TURN-RADIUS MOWERS AND EQUIPMENT

**13 Bushel Dump From Seat Material Collection System For 997 60/72 In. Side
Discharge Diesel Z-TRAK Mowers**
Equipment for Base Machine

High Density Polyethylene Hopper	Steel Blower Housing
Tubular Steel Frame With	Upper Weight Bracket
Polypropylene Fabric Door	14 In. Impeller Diameter
13 Bushel Capacity	6 In. Diameter Chute
Mechanical Dump From Operator	Quick Detach Blower
Seat	Weight Bracket
Attaching Framework	
7-Iron Blower	

CODE	ATTACHMENT IDENTIFIER	DESCRIPTION	SUGGESTED LIST PRICE USD (\$)
------	--------------------------	-------------	-------------------------------------

Select One Code From Each Required Category

BASE MACHINE

F.O.B. Raleigh, North Carolina

0774TC	13 Bushel Dump From Seat Material Collection System For 997 60/72 In. Side Discharge Diesel Z-TRAK Mowers <i>Compatible with 7-Iron PRO Decks. Not Compatible with Mini, Mid, Max Frame Ztraks and 997/60 In. Rear Discharge Ztrak. Machines with 7-Iron and 7-Iron II Decks or serial numbers prior to 060001 must order BTC10022. Refer to Sales Manual for Proper Ballast Requirements.</i>	3,395.00
--------	--	----------

BLOWER

2000	7-Iron Blower for 7-Iron, 7-Iron PRO and 7-Iron PRO Mulch-On-Demand Decks	In Base Price
2010	Less 7-Iron Blower for 7-Iron, 7-Iron PRO and 7-Iron PRO Mulch-On-Demand Decks	-715.00

ATTACHMENTS FOR FIELD CONVERSION

	Material Collection System:	
TCB11690	7-Iron Blower for 7-Iron, 7-Iron PRO and 7-Iron PRO Mulch-On-Demand Decks	835.67
BTC10022	Attaching Parts for Blower	85.60
	Weights:	
R66949	Quik-Tatch Weight, 42 Lb.	62.06
DMA210494	Upper Weight Bracket (997) <i>Equipment for Base Machine Weight Bracket, Order if so needed. Refer to Sales Manual for Proper Ballast Requirements. Refer to Parts Catalog for Additional Required Hardware.</i>	See Parts

JOHN DEERE COMMERCIAL PRODUCTS
ZERO-TURN-RADIUS MOWERS AND EQUIPMENT

**13 Bushel Dump From Seat Material Collection System For 997 60/72 In. Side
Discharge Diesel Z-TRAK Mowers**
Equipment for Base Machine

High Density Polyethylene Hopper	Steel Blower Housing
Tubular Steel Frame With	Upper Weight Bracket
Polypropylene Fabric Door	14 In. Impeller Diameter
13 Bushel Capacity	6 In. Diameter Chute
Mechanical Dump From Operator	Quick Detach Blower
Seat	Weight Bracket
Attaching Framework	
7-Iron Blower	

CODE	ATTACHMENT IDENTIFIER	DESCRIPTION	SUGGESTED LIST PRICE USD (\$)
Select One Code From Each Required Category			
BASE MACHINE			
<i>F.O.B. Raleigh, North Carolina</i>			
0775TC		13 Bushel Dump From Seat Material Collection System For 997 60/72 In. Side Discharge Diesel Z-TRAK Mowers <i>For MY13 997 with 60/72 In. side discharge decks and 60 In. Mulch-On-Demand decks only. Refer to Sales Manual for Proper Ballast Requirements.</i>	3,395.00
DESTINATION			
001A		United States and Canada	In Base Price
001B		Europe	Same Price
001C		Australia and New Zealand	Same Price
001D		Other	Same Price
ATTACHING PARTS			
3405		Attaching Parts for 60 In. 7-Iron PRO Decks <i>For all 997 w/60" side discharge decks.</i>	In Base Price
3406		Attaching Parts for 72 In. 7-Iron PRO Decks <i>For all 997 w/72" side discharge decks.</i>	13.00
3408		Attaching Parts for 60 In. 7-Iron PRO Mulch-On-Demand Decks <i>For all 997 w/60" Mulch-On-Demand decks.</i>	188.00
3490		Less Attaching Parts	-284.00
BLOWER			
3500		7-Iron Blower for 7-Iron PRO and 7-Iron PRO Mulch-On-Demand Decks	In Base Price
3520		Less Blower	-715.00

ATTACHMENTS FOR FIELD CONVERSION

JOHN DEERE COMMERCIAL PRODUCTS
ZERO-TURN-RADIUS MOWERS AND EQUIPMENT

**13 Bushel Dump From Seat Material Collection System For 997 60/72 In. Side
Discharge Diesel Z-TRAK Mowers**

Continued

CODE	ATTACHMENT IDENTIFIER	DESCRIPTION	SUGGESTED LIST PRICE USD (\$)
ATTACHMENTS FOR FIELD CONVERSION Continued...			
		Material Collection System:	
	TCB11690	7-Iron Blower for 7-Iron, 7-Iron PRO and 7-Iron PRO Mulch-On-Demand Decks	835.67
	BTC10264	Attaching Parts for Blower <i>For all 997 with 72" side discharge decks.</i>	340.26
	BTC10265	Attaching Parts for Blower <i>For all 997 with 60" Mulch-On-Demand decks.</i>	540.36
	BTC10266	Attaching Parts for Blower <i>For all 997 with 60" side discharge decks.</i>	326.36
		Weights:	
	R66949	Quik-Tatch Weight, 42 Lb.	62.06
	DMA210494	Upper Weight Bracket (997) <i>Equipment for Base Machine Weight Bracket, Order if so needed. Refer to Sales Manual for Proper Ballast Requirements. Refer to Parts Catalog for Additional Required Hardware.</i>	See Parts

JOHN DEERE COMMERCIAL PRODUCTS
COMMERCIAL ZERO-TURN-RADIUS MOWERS AND EQUIPMENT

Current Attachments for Non-Current Commercial Zero-Turn-Radius Mowers and Equipment

CODE	ATTACHMENT IDENTIFIER	DESCRIPTION	SUGGESTED LIST PRICE USD (\$)
ATTACHMENTS FOR FIELD CONVERSION			
TCB10596		2-Bag Material Collection System (0751TC): Power Flow Chute	128.40
TCB10455		Miscellaneous: Deck Platform Footrest Kit	See Parts
TCB10967		Deluxe Comfort Seat with Armrests	520.01
TCB10035		Front Light (2) Kit	See Parts
TCB10418		Two Wheels with 20X10-10 Turf Drive Tires	See Parts
TCB10432		Two Wheels with 20X11-10 Knobby Traction Tires	See Parts
TCB10975		Upper ROPS Hoop <i>Certified to Meet SAE J2194. For Use with Standard Folding ROPS.</i>	See Parts

JOHN DEERE COMMERCIAL PRODUCTS
COMMERCIAL FRONT MOWERS AND EQUIPMENT

1420 Series II Commercial Front Mower (Less Mower Deck)
Equipment for Base Machine

25.6 Gross (24 Net) HP Yanmar
 Three Cylinder Liquid-Cooled
 Gas Engine (53.6 Cu. In.)
 Dual Element Air Cleaner
 Air Restrictor Indicator
 12V Electric Start
 12V Outlet
 55 AMP Automotive Alternator
 16 U.S. Gallon Fuel Capacity
 Two Pedal Hydrostatic Foot
 Control
 Hydrostatic Transmission
 Hydrostatic Front Wheel Drive
 Hydrostatic Power Steering
 Differential Front Wheel Lock
 Locking Engine Compartment
 Front Light
 23x10.50-12 In. 4PR Turf
 Drive Tires

18x8.50-8 In. 4PR Turf
 Steering Tires (2WD)
 18x8.50-10 In. 4PR Turf
 Steering Tires (4WD)
 Transmission Oil Cooler
 Individual Turn Assist Brakes
 Wet Disk Brakes
 Master Stop Brake
 Dual Hydraulic Implement
 Lift Cylinders
 Less Mower Deck
 Hourmeter
 Fuel Gauge
 Tilt Steering Wheel
 Storage Bin
 Live Independent PTO
 PTO Shaft Drive
 Operator Presence System
 Low Oil Pressure Warning Light

Deluxe Suspension Seat with
 Armrests
 Folding Two Post ROPS (Roll-
 Over Protective Structure)
 and Retractable Seat Belt
 Cast Iron Rear Bumper
 Operator Training Video
 Hydraulic Oil Temp. Light-
 Buzzer-PTO Kill

CODE	ATTACHMENT IDENTIFIER	DESCRIPTION	SUGGESTED LIST PRICE USD (\$)
------	--------------------------	-------------	-------------------------------------

Select One Code From Each Required Category

BASE MACHINE

F.O.B. Raleigh, North Carolina

0065TC	1420 Series II Commercial Front Mower (Less Mower Deck)	18,280.00
--------	---	-----------

DRIVE SYSTEM

1000	Two Wheel Drive	In Base Price
------	-----------------	---------------

1001	Four Wheel Drive (Full Time or On Demand)	2,913.00
------	---	----------

DRIVE WHEELS WITH TIRES (TWO)

2000	23x10.50-12 4PR Turf Drive Tires	In Base Price
------	----------------------------------	---------------

2001	23x8.50-12 4PR Turf Drive Tires	-35.00
------	---------------------------------	--------

2010	Less Drive Wheels and Tires	-332.00
------	-----------------------------	---------

SEATS

3000	Deluxe Suspension Seat with Armrests	In Base Price
------	--------------------------------------	---------------

3001	Comfort Adjust Suspension Seat with Armrests	66.00
------	--	-------

3002	Air Ride Suspension Seat with Armrests	468.00
------	--	--------

ATTACHMENTS FOR FIELD CONVERSION

AR87167	Engine: Engine Coolant Heater (110 Volt)	See Parts
---------	--	-----------

TCB11475	Hydraulics: Double Spool Auxiliary Hydraulic Kit	714.76
----------	--	--------

JOHN DEERE COMMERCIAL PRODUCTS
COMMERCIAL FRONT MOWERS AND EQUIPMENT

1420 Series II Commercial Front Mower (Less Mower Deck)

Continued

CODE	ATTACHMENT IDENTIFIER	DESCRIPTION	SUGGESTED LIST PRICE USD (\$)
		ATTACHMENTS FOR FIELD CONVERSION Continued...	
	TCB10566	Hydraulic Weight Transfer Kit	299.60
	TCB11474	Single Spool Auxiliary Hydraulic Kit	510.39
	TCB10325	Miscellaneous: (1) Exterior Mirror Kit <i>Mounts to 4-Post ROPS.</i>	160.50
	BTC10293	4-Post ROPS Conversion Kit with Canopy <i>Converts Standard 2-Post ROPS to 4-Post with Canopy.</i> <i>*Required for new Hard Cab BTC10295.</i> <i>*Required for new Soft Cab BTC10336.</i> <i>(Not compatible with Old Hard Cab BTC10024 and Old Soft Cab BTC10023).</i> <i>**Discontinued - 4 Post ROPS Kit TCB10941 only compatible with Old Hard Cab BTC10024 and Old Soft Cab BTC10023.</i>	1,667.06
	TCB11198	4-Post ROPS Upgrade Kit <i>Kit Contains Wiring Harness, Acoustic Headliner, Work Lights and Hardware. Requires TCB10941 4-Post ROPS Conversion Kit with Canopy. Kit is not Required if Ordering a Soft or Hard Cab.</i>	850.66
	TCB11372	Air Ride Suspension Seat with Armrests	1,501.21
	TCB10538	Breakaway Beacon Light <i>Hard or Soft Cab with 4-Post ROPS Required.</i>	315.66
	TCB11274	Comfort Adjust Suspension Seat with Armrests <i>Requires TCB11275 Seat Bracket Kit.</i>	783.24
	TCB11273	Deluxe Suspension Seat with Armrests	963.00
	TCB10608	Electronic Cruise Control Kit	284.61
	TCB10620	Front Windshield <i>Can be Used without Cab for Wind Protection. Mounts to 4-Post ROPS.</i>	492.20
	TCB11095	Front Worklight (2) Kit <i>Requires 4-Post ROPS Conversion Kit with Canopy.</i>	178.69
	TCA12055	Orifice Kit <i>Slows Mower Deck Rate of Drop.</i>	See Parts
	TCB10305	Rear Hitch	110.21
	TCB11275	Seat Bracket Kit <i>For Comfort Adjust Suspension Seat (TCB11274).</i>	260.01
	TCB10981	Single Speed Front Windshield Wiper	371.29
	TCA12058	Slow Moving Vehicle (SMV) Kit	See Parts
	TY15956	Tire Chains (Pair) for 23x10.50-12 In. Drive Tires	See Parts

JOHN DEERE COMMERCIAL PRODUCTS
COMMERCIAL FRONT MOWERS AND EQUIPMENT

1420 Series II Commercial Front Mower (Less Mower Deck)

Continued

CODE	ATTACHMENT IDENTIFIER	DESCRIPTION	SUGGESTED LIST PRICE USD (\$)
		ATTACHMENTS FOR FIELD CONVERSION Continued...	
	TY15841	Tire Chains (Pair) for 23x8.50-12 In. Drive Tires	See Parts
	TCA13791	Vehicle Enclosure Kit	See Parts
		Weights:	
	BM17985	Mounting Hardware (1) for Attaching One Wheel Weight <i>Attaches (1) 50 lb. Weight to GTs, GXs, X500 M-Ts and F1400s.</i>	11.77
	R66949	Quik-Tatch Weight, 42 Lb.	62.06
	TCB10303	Rear Weight Mounting Kit <i>Recommended for Ballast when Using Certain Implements. See Sales Manual for Instructions.</i>	103.79
		Wheels and Tires Front:	
	TCB10013	Dual Wheel Conversion Kit For 23x8.50-12 In. Drive Tires	282.49
	TCB10502	Two Wheels with 23x10.50-12 In. 4PR Turf Drive Tires	380.91
	TCB10413	Two Wheels with 23x8.50-12 In. 4PR Turf Drive Tires	352.03
		SERVICE CONTRACTS - RESIDENTIAL OWNERS/USE	
		<i>Visit http://www.JohnDeere.com/ServicePlans for more information on John Deere Service Contracts. May not be Available in Parts of the U.S., Not Available in Canada. Price may vary due to driving distance and/or time from machine to dealership location.</i>	
		John Deere Extended Service Plan - 3-Year Option <i>3-year extended service plan. (1 year of extended service protection); 3-years of warranty transportation.</i>	469.99
		John Deere Extended Service Plan - 4-Year Option <i>4-year extended service plan. (2 years of extended service protection); 4-years of warranty transportation.</i>	869.99

JOHN DEERE COMMERCIAL PRODUCTS
COMMERCIAL FRONT MOWERS AND EQUIPMENT

1435 Series II Commercial Front Mower (Less Mower Deck)
Equipment for Base Machine

24.2 Gross HP Yanmar
Three Cylinder Liquid-Cooled
Diesel Engine (62 Cu. In.)
Dual Element Air Cleaner
Air Restrictor Indicator
12V Electric Start
12V Outlet
55 AMP Automotive Alternator
16 U.S. Gallon Fuel Capacity
Two Pedal Hydrostatic Foot
Control
Hydrostatic Transmission
Hydrostatic Front Wheel Drive
Hydrostatic Power Steering
Differential Front Wheel Lock
Locking Engine Compartment
Front Light
23x10.50-12 In. 4PR Turf
Drive Tires

18x8.50-8 In. 4PR Turf
Steering Tires (2WD)
18x8.50-10 In. 4PR Turf
Steering Tires (4WD)
Transmission Oil Cooler
Individual Turn Assist Brakes
Wet Disk Brakes
Master Stop Brake
Dual Hydraulic Implement
Lift Cylinders
Less Mower Deck
Hourmeter
Fuel Gauge
Tilt Steering Wheel
Storage Bin
Live Independent PTO
PTO Shaft Drive
Operator Presence System
Low Oil Pressure Warning Light

Deluxe Suspension Seat with
Armrests
Folding Two Post ROPS (Roll-
Over Protective Structure)
and Retractable Seat Belt
Cast Iron Rear Bumper
Operator Training Video
Hydraulic Oil Temp. Light-
Buzzer-PTO Kill

CODE	ATTACHMENT IDENTIFIER	DESCRIPTION	SUGGESTED LIST PRICE USD (\$)
Select One Code From Each Required Category			
BASE MACHINE			
<i>F.O.B. Raleigh, North Carolina</i>			
0077TC		1435 Series II Commercial Front Mower (Less Mower Deck)	18,420.00
DRIVE SYSTEM			
1000		Two Wheel Drive	In Base Price
1001		Four Wheel Drive (Full Time or On Demand)	2,913.00
DRIVE WHEELS WITH TIRES (TWO)			
2000		23x10.50-12 4PR Turf Drive Tires	In Base Price
2001		23x8.50-12 4PR Turf Drive Tires	-35.00
2010		Less Drive Wheels and Tires	-332.00
SEATS			
3000		Deluxe Suspension Seat with Armrests	In Base Price
3001		Comfort Adjust Suspension Seat with Armrests	66.00
3002		Air Ride Suspension Seat with Armrests	468.00

ATTACHMENTS - ORDER AS DESIRED

JOHN DEERE COMMERCIAL PRODUCTS
COMMERCIAL FRONT MOWERS AND EQUIPMENT

1435 Series II Commercial Front Mower (Less Mower Deck)

Continued

CODE	ATTACHMENT IDENTIFIER	DESCRIPTION	SUGGESTED LIST PRICE USD (\$)
ATTACHMENTS - ORDER AS DESIRED Continued...			
9100		European CE Kit: European CE Conversion Kit, 1400 Series II and 1500 Series II Tractor Unit <i>This Code Must be Ordered to Receive a 1400 Series II or 1500 Series II Commercial Front Mower Which Meets CE Mark Requirements. Kit will Include Seat Lockdown Latch, Pictorial Decals and Operator's Manual in English, French, German, Spanish and Italian.</i>	28.00
ATTACHMENTS FOR FIELD CONVERSION			
		Engine:	
	TCA19916	B20 Biodiesel Conversion Kit	See Parts
	AR87167	Engine Coolant Heater (110 Volt)	See Parts
		European CE Kit:	
	TCB10691	European CE Lift Arm Extension Kit <i>This Bundle Must be Ordered with a 72 In. Side Discharge Mower Deck if Front Mowers are Equipped with TCB10690 European CE Road Homologation Kit.</i>	372.36
	TCB10690	European CE Road Homologation Kit <i>Kit Includes Front Hitch Assembly with Attaching Hardware, Front and Rear Turn Signals, Flashers, Horn, 7 Pin Connector Kit, License Plate Bracket with Lights, (2) ROPS Mounted Working Lights, Hazard Switch, Wiring Harness and Turn Brake Pedals with Locking Latch. Homologation Kit Requires TCB10941, 4-Post ROPS Conversion Kit with Canopy and TCB11198 4-Post ROPS Upgrade Kit.</i>	2,310.13
		Hydraulics:	
	TCB11475	Double Spool Auxiliary Hydraulic Kit	714.76
	TCB10566	Hydraulic Weight Transfer Kit	299.60
	TCB11474	Single Spool Auxiliary Hydraulic Kit	510.39
		Miscellaneous:	
	TCB10325	(1) Exterior Mirror Kit <i>Mounts to 4-Post ROPS.</i>	160.50
	BTC10293	4-Post ROPS Conversion Kit with Canopy <i>Converts Standard 2-Post ROPS to 4-Post with Canopy.</i> <i>*Required for new Hard Cab BTC10295.</i> <i>*Required for new Soft Cab BTC10336.</i> <i>(Not compatible with Old Hard Cab BTC10024 and Old Soft Cab BTC10023).</i> <i>**Discontinued - 4 Post ROPS Kit TCB10941 only compatible with Old Hard Cab BTC10024 and Old Soft Cab BTC10023.</i>	1,667.06
	TCB11198	4-Post ROPS Upgrade Kit <i>Kit Contains Wiring Harness, Acoustic Headliner, Work Lights and Hardware. Requires TCB10941 4-Post ROPS Conversion Kit with Canopy. Kit is not Required if Ordering a Soft or Hard Cab.</i>	850.66

JOHN DEERE COMMERCIAL PRODUCTS
COMMERCIAL FRONT MOWERS AND EQUIPMENT

1435 Series II Commercial Front Mower (Less Mower Deck)

Continued

CODE	ATTACHMENT IDENTIFIER	DESCRIPTION	SUGGESTED LIST PRICE USD (\$)
		ATTACHMENTS FOR FIELD CONVERSION Continued...	
	TCB11372	Air Ride Suspension Seat with Armrests	1,501.21
	TCB10538	Breakaway Beacon Light <i>Hard or Soft Cab with 4-Post ROPS Required.</i>	315.66
	TCB11274	Comfort Adjust Suspension Seat with Armrests <i>Requires TCB11275 Seat Bracket Kit.</i>	783.24
	TCB11273	Deluxe Suspension Seat with Armrests	963.00
	TCB10608	Electronic Cruise Control Kit	284.61
	TCB10620	Front Windshield <i>Can be Used without Cab for Wind Protection. Mounts to 4-Post ROPS.</i>	492.20
	TCB11095	Front Worklight (2) Kit <i>Requires 4-Post ROPS Conversion Kit with Canopy.</i>	178.69
	TCA12055	Orifice Kit <i>Slows Mower Deck Rate of Drop.</i>	See Parts
	TCB10305	Rear Hitch	110.21
	TCB11275	Seat Bracket Kit <i>For Comfort Adjust Suspension Seat (TCB11274).</i>	260.01
	TCB10981	Single Speed Front Windshield Wiper	371.29
	TCA12058	Slow Moving Vehicle (SMV) Kit	See Parts
	TY15956	Tire Chains (Pair) for 23x10.50-12 In. Drive Tires	See Parts
	TY15841	Tire Chains (Pair) for 23x8.50-12 In. Drive Tires	See Parts
	TCA13791	Vehicle Enclosure Kit	See Parts
		Weights:	
	BM17985	Mounting Hardware (1) for Attaching One Wheel Weight <i>Attaches (1) 50 lb. Weight to GTs, GXs, X500 M-Ts and F1400s.</i>	11.77
	R66949	Quik-Tatch Weight, 42 Lb.	62.06
	TCB10303	Rear Weight Mounting Kit <i>Recommended for Ballast when Using Certain Implements. See Sales Manual for Instructions.</i>	103.79
		Wheels and Tires Front:	
	TCB10013	Dual Wheel Conversion Kit For 23x8.50-12 In. Drive Tires	282.49
	TCB10502	Two Wheels with 23x10.50-12 In. 4PR Turf Drive Tires	380.91
	TCB10413	Two Wheels with 23x8.50-12 In. 4PR Turf Drive Tires	352.03

SERVICE CONTRACTS - RESIDENTIAL OWNERS/USE

Visit <http://www.JohnDeere.com/ServicePlans> for more information on John

JOHN DEERE COMMERCIAL PRODUCTS
COMMERCIAL FRONT MOWERS AND EQUIPMENT

1435 Series II Commercial Front Mower (Less Mower Deck)

Continued

CODE	ATTACHMENT IDENTIFIER	DESCRIPTION	SUGGESTED LIST PRICE USD (\$)
		SERVICE CONTRACTS - RESIDENTIAL OWNERS/USE	
		Continued...	
		<i>Deere Service Contracts. May not be Available in Parts of the U.S., Not Available in Canada. Price may vary due to driving distance and/or time from machine to dealership location.</i>	
		John Deere Extended Service Plan - 3-Year Option <i>3-year extended service plan. (1 year of extended service protection); 3-years of warranty transportation.</i>	469.99
		John Deere Extended Service Plan - 4-Year Option <i>4-year extended service plan. (2 years of extended service protection); 4-years of warranty transportation.</i>	869.99

JOHN DEERE COMMERCIAL PRODUCTS
COMMERCIAL FRONT MOWERS AND EQUIPMENT

1445 Series II Commercial Front Mower (Less Mower Deck)
Equipment for Base Machine

30.9 Gross (29.5 Net) HP Yanmar
Three Cylinder Liquid-Cooled
Diesel Engine (81.2 Cu. In.)
Dual Element Air Cleaner
Air Restrictor Indicator
12V Electric Start
12V Outlet
55 AMP Automotive Alternator
16 U.S. Gallon Fuel Capacity
Two Pedal Hydrostatic Foot
Control
Hydrostatic Transmission
Hydrostatic Front Wheel Drive
Hydrostatic Power Steering
Differential Front Wheel Lock
Locking Engine Compartment
Front Light
23x10.50-12 In. 4PR Turf
Drive Tires

18x8.50-8 In. 4PR Turf
Steering Tires (2WD)
18x8.50-10 In. 4PR Turf
Steering Tires (4WD)
Transmission Oil Cooler
Individual Turn Assist Brakes
Wet Disk Brakes
Master Stop Brake
Dual Hydraulic Implement
Lift Cylinders
Less Mower Deck
Hourmeter
Fuel Gauge
Tilt Steering Wheel
Storage Bin
Live Independent PTO
PTO Shaft Drive
Operator Presence System
Low Oil Pressure Warning Light

Deluxe Suspension Seat with
Armrests
Folding Two Post ROPS (Roll-
Over Protective Structure)
and Retractable Seat Belt
Cast Iron Rear Bumper
Operator Training Video
Hydraulic Oil Temp Light-
Buzzer-PTO Kill

CODE	ATTACHMENT IDENTIFIER	DESCRIPTION	SUGGESTED LIST PRICE USD (\$)
Select One Code From Each Required Category			
BASE MACHINE			
<i>F.O.B. Raleigh, North Carolina</i>			
0085TC		1445 Series II Commercial Front Mower (Less Mower Deck)	20,965.00
DRIVE SYSTEM			
1000		Two Wheel Drive	In Base Price
1001		Four Wheel Drive (Full Time or On Demand)	2,913.00
DRIVE WHEELS WITH TIRES (TWO)			
2000		23x10.50-12 4PR Turf Drive Tires	In Base Price
2001		23x8.50-12 4PR Turf Drive Tires	-35.00
2010		Less Drive Wheels and Tires	-332.00
SEATS			
3000		Deluxe Suspension Seat with Armrests	In Base Price
3001		Comfort Adjust Suspension Seat with Armrests	66.00
3002		Air Ride Suspension Seat with Armrests	469.00

ATTACHMENTS - ORDER AS DESIRED

JOHN DEERE COMMERCIAL PRODUCTS
COMMERCIAL FRONT MOWERS AND EQUIPMENT

1445 Series II Commercial Front Mower (Less Mower Deck)

Continued

CODE	ATTACHMENT IDENTIFIER	DESCRIPTION	SUGGESTED LIST PRICE USD (\$)
ATTACHMENTS - ORDER AS DESIRED Continued...			
9100		European CE Kit: European CE Conversion Kit, 1400 Series II and 1500 Series II Tractor Unit <i>This Code Must be Ordered to Receive a 1400 Series II or 1500 Series II Commercial Front Mower Which Meets CE Mark Requirements. Kit will Include Seat Lockdown Latch, Pictorial Decals and Operator's Manual in English, French, German, Spanish and Italian.</i>	28.00
ATTACHMENTS FOR FIELD CONVERSION			
		Engine:	
	TCA19917	B20 Biodiesel Conversion Kit <i>This kit converts one machine to use B20 Diesel fuel.</i>	See Parts
	AR87167	Engine Coolant Heater (110 Volt)	See Parts
		European CE Kit:	
	TCB10691	European CE Lift Arm Extension Kit <i>This Bundle Must be Ordered with a 72 In. Side Discharge Mower Deck if Front Mowers are Equipped with TCB10690 European CE Road Homologation Kit.</i>	372.36
	TCB10690	European CE Road Homologation Kit <i>Kit Includes Front Hitch Assembly with Attaching Hardware, Front and Rear Turn Signals, Flashers, Horn, 7 Pin Connector Kit, License Plate Bracket with Lights, (2) ROPS Mounted Working Lights, Hazard Switch, Wiring Harness and Turn Brake Pedals with Locking Latch. Homologation Kit Requires TCB10941, 4-Post ROPS Conversion Kit with Canopy and TCB11198 4-Post ROPS Upgrade Kit.</i>	2,310.13
		Hydraulics:	
	TCB11475	Double Spool Auxiliary Hydraulic Kit	714.76
	TCB10566	Hydraulic Weight Transfer Kit	299.60
	TCB11474	Single Spool Auxiliary Hydraulic Kit	510.39
		Miscellaneous:	
	TCB10325	(1) Exterior Mirror Kit <i>Mounts to 4-Post ROPS.</i>	160.50
	BTC10293	4-Post ROPS Conversion Kit with Canopy <i>Converts Standard 2-Post ROPS to 4-Post with Canopy.</i> <i>*Required for new Hard Cab BTC10295.</i> <i>*Required for new Soft Cab BTC10336.</i> <i>(Not compatible with Old Hard Cab BTC10024 and Old Soft Cab BTC10023).</i> <i>**Discontinued - 4 Post ROPS Kit TCB10941 only compatible with Old Hard Cab BTC10024 and Old Soft Cab BTC10023.</i>	1,667.06
	TCB11198	4-Post ROPS Upgrade Kit <i>Kit Contains Wiring Harness, Acoustic Headliner, Work Lights and Hardware. Requires TCB10941 4-Post ROPS Conversion Kit with Canopy. Kit is not Required if Ordering a Soft or Hard Cab.</i>	850.66

JOHN DEERE COMMERCIAL PRODUCTS
COMMERCIAL FRONT MOWERS AND EQUIPMENT

1445 Series II Commercial Front Mower (Less Mower Deck)

Continued

CODE	ATTACHMENT IDENTIFIER	DESCRIPTION	SUGGESTED LIST PRICE USD (\$)
		ATTACHMENTS FOR FIELD CONVERSION Continued...	
	TCB11372	Air Ride Suspension Seat with Armrests	1,501.21
	TCB10538	Breakaway Beacon Light <i>Hard or Soft Cab with 4-Post ROPS Required.</i>	315.66
	TCB11274	Comfort Adjust Suspension Seat with Armrests <i>Requires TCB11275 Seat Bracket Kit.</i>	783.24
	TCB11273	Deluxe Suspension Seat with Armrests	963.00
	TCB10608	Electronic Cruise Control Kit	284.61
	TCB10620	Front Windshield <i>Can be Used without Cab for Wind Protection. Mounts to 4-Post ROPS.</i>	492.20
	TCB11095	Front Worklight (2) Kit <i>Requires 4-Post ROPS Conversion Kit with Canopy.</i>	178.69
	TCA12055	Orifice Kit <i>Slows Mower Deck Rate of Drop.</i>	See Parts
	TCB10305	Rear Hitch	110.21
	TCB11275	Seat Bracket Kit <i>For Comfort Adjust Suspension Seat (TCB11274).</i>	260.01
	TCB10981	Single Speed Front Windshield Wiper	371.29
	TCA12058	Slow Moving Vehicle (SMV) Kit	See Parts
	TY15956	Tire Chains (Pair) for 23x10.50-12 In. Drive Tires	See Parts
	TY15841	Tire Chains (Pair) for 23x8.50-12 In. Drive Tires	See Parts
	TCA13791	Vehicle Enclosure Kit	See Parts
		Weights:	
	BM17985	Mounting Hardware (1) for Attaching One Wheel Weight <i>Attaches (1) 50 lb. Weight to GTs, GXs, X500 M-Ts and F1400s.</i>	11.77
	R66949	Quik-Tatch Weight, 42 Lb.	62.06
	TCB10303	Rear Weight Mounting Kit <i>Recommended for Ballast when Using Certain Implements. See Sales Manual for Instructions.</i>	103.79
		Wheels and Tires Front:	
	TCB10013	Dual Wheel Conversion Kit For 23x8.50-12 In. Drive Tires	282.49
	TCB10502	Two Wheels with 23x10.50-12 In. 4PR Turf Drive Tires	380.91
	TCB10413	Two Wheels with 23x8.50-12 In. 4PR Turf Drive Tires	352.03

SERVICE CONTRACTS - RESIDENTIAL OWNERS/USE

Visit <http://www.JohnDeere.com/ServicePlans> for more information on John

JOHN DEERE COMMERCIAL PRODUCTS
COMMERCIAL FRONT MOWERS AND EQUIPMENT

1445 Series II Commercial Front Mower (Less Mower Deck)

Continued

CODE	ATTACHMENT IDENTIFIER	DESCRIPTION	SUGGESTED LIST PRICE USD (\$)
		SERVICE CONTRACTS - RESIDENTIAL OWNERS/USE	
		Continued...	
		<i>Deere Service Contracts. May not be Available in Parts of the U.S., Not Available in Canada. Price may vary due to driving distance and/or time from machine to dealership location.</i>	
		John Deere Extended Service Plan - 3-Year Option <i>3-year extended service plan. (1 year of extended service protection); 3-years of warranty transportation.</i>	469.99
		John Deere Extended Service Plan - 4-Year Option <i>4-year extended service plan. (2 years of extended service protection); 4-years of warranty transportation.</i>	869.99

JOHN DEERE COMMERCIAL PRODUCTS
COMMERCIAL FRONT MOWERS AND EQUIPMENT

1545 Series II Commercial Front Mower (Less Mower Deck)
Equipment for Base Machine

30.9 Gross (29.5 Net) HP Yanmar
Three Cylinder Liquid-Cooled
Diesel Engine (81.2 Cu.In.)
Dual Element Air Cleaner
Air Restrictor Indicator
12V Electric Start
12V Outlet
55 AMP Automotive Alternator
16 U.S. Gallon Fuel Capacity
Two Pedal Hydrostatic Foot
Control
Hydrostatic Transmission
Two-Speed Transaxle
Hydrostatic Four Wheel Drive
Full Time 4WD / On-Demand
4WD, Full-Time 2WD
Hydrostatic Power Steering
Differential Front Wheel Lock
Locking Engine Compartment

Front Light
26x12.00-12 In. Square
Shoulder 6PR Turf Drive Tires
20x10.00-10 In. 6PR Round
Shoulder Steering Tires
Transmission Oil Cooler
Individual Turn Assist Brakes
Wet Disk Brakes
Master Stop Brake
Dual Hydraulic Implement
Lift Cylinders
Less Mower Deck
Hourmeter
Fuel Gauge
Tilt Steering Wheel
Storage Bin
Live Independent PTO
PTO Shaft Drive
Operator Presence System

Low Oil Pressure Warning Light
Deluxe Suspension Seat with
Armrests
Folding Two Post ROPS (Roll-
Over Protective Structure)
and Retractable Seat Belt
Cast Iron Rear Bumper
Operator Training Video
Hydraulic Oil Temp Light-
Buzzer-PTO Kill

CODE	ATTACHMENT IDENTIFIER	DESCRIPTION	SUGGESTED LIST PRICE USD (\$)
------	--------------------------	-------------	-------------------------------------

Select One Code From Each Required Category

BASE MACHINE

F.O.B. Raleigh, North Carolina

0444TC	1545 Series II Commercial Front Mower (Less Mower Deck)	25,627.00
--------	---	-----------

SEATS

3000	Deluxe Suspension Seat with Armrests	In Base Price
3001	Comfort Adjust Suspension Seat with Armrests	66.00
3002	Air Ride Suspension Seat with Armrests	468.00

ATTACHMENTS - ORDER AS DESIRED

9100	European CE Kit: European CE Conversion Kit, 1400 Series II and 1500 Series II Traction Unit <i>This Code Must be Ordered to Receive a 1400 Series II or 1500 Series II Commercial Front Mower Which Meets CE Requirements. Kit will Include Seat Lockdown Latch, Pictorial Decals and Operator's Manuals in English, French, German, Spanish and Italian.</i>	28.00
------	--	-------

ATTACHMENTS FOR FIELD CONVERSION

TCA19917	Engine: B20 Biodiesel Conversion Kit <i>This kit converts one machine to use B20 Diesel fuel.</i>	See Parts
AR87167	Engine Coolant Heater (110 Volt)	See Parts

JOHN DEERE COMMERCIAL PRODUCTS
COMMERCIAL FRONT MOWERS AND EQUIPMENT

1545 Series II Commercial Front Mower (Less Mower Deck)

Continued

CODE	ATTACHMENT IDENTIFIER	DESCRIPTION	SUGGESTED LIST PRICE USD (\$)
ATTACHMENTS FOR FIELD CONVERSION Continued...			
		European CE Kit:	
TCB10691		European CE Lift Arm Extension Kit <i>This Bundle Must be Ordered with a 72 In. Side Discharge Mower Deck if Front Mowers are Equipped with TCB10690 European CE Road Homologation Kit.</i>	372.36
TCB10690		European CE Road Homologation Kit <i>Kit Includes Front Hitch Assembly with Attaching Hardware, Front and Rear Turn Signals, Flashers, Horn, 7 Pin Connector Kit, License Plate Bracket with Lights, (2) ROPS Mounted Working Lights, Hazard Switch, Wiring Harness and Turn Brake Pedals with Locking Latch. Homologation Kit Requires TCB10941, 4-Post ROPS Conversion Kit with Canopy and TCB11198 4-Post ROPS Upgrade Kit.</i>	2,310.13
		Hydraulics:	
TCB11475		Double Spool Auxiliary Hydraulic Kit	714.76
TCB10566		Hydraulic Weight Transfer Kit	299.60
TCB11474		Single Spool Auxiliary Hydraulic Kit	510.39
		Miscellaneous:	
TCB10325		(1) Exterior Mirror Kit <i>Mounts to 4-Post ROPS.</i>	160.50
BTC10293		4-Post ROPS Conversion Kit with Canopy <i>Converts Standard 2-Post ROPS to 4-Post with Canopy. *Required for new Hard Cab BTC10295. *Required for new Soft Cab BTC10336. (Not compatible with Old Hard Cab BTC10024 and Old Soft Cab BTC10023). **Discontinued - 4 Post ROPS Kit TCB10941 only compatible with Old Hard Cab BTC10024 and Old Soft Cab BTC10023.</i>	1,667.06
TCB11198		4-Post ROPS Upgrade Kit <i>Kit Contains Wiring Harness, Acoustic Headliner, Work Lights and Hardware. Requires TCB10941 4-Post ROPS Conversion Kit with Canopy. Kit is not Required if Ordering a Soft or Hard Cab.</i>	850.66
TCB11372		Air Ride Suspension Seat with Armrests	1,501.21
TCB10538		Breakaway Beacon Light <i>Hard or Soft Cab with 4-Post ROPS Required.</i>	315.66
TCB11274		Comfort Adjust Suspension Seat with Armrests <i>Requires TCB11275 Seat Bracket Kit.</i>	783.24
TCB11273		Deluxe Suspension Seat with Armrests	963.00
TCB10608		Electronic Cruise Control Kit	284.61
TCB10620		Front Windshield <i>Can be Used without Cab for Wind Protection. Mounts to 4-Post ROPS.</i>	492.20

JOHN DEERE COMMERCIAL PRODUCTS
COMMERCIAL FRONT MOWERS AND EQUIPMENT

1545 Series II Commercial Front Mower (Less Mower Deck)

Continued

CODE	ATTACHMENT IDENTIFIER	DESCRIPTION	SUGGESTED LIST PRICE USD (\$)
		ATTACHMENTS FOR FIELD CONVERSION Continued...	
	TCB11095	Front Worklight (2) Kit <i>Requires 4-Post ROPS Conversion Kit with Canopy.</i>	178.69
	TCA12055	Orifice Kit <i>Slows Mower Deck Rate of Drop.</i>	See Parts
	TCB10305	Rear Hitch	110.21
	TCB11275	Seat Bracket Kit <i>For Comfort Adjust Suspension Seat (TCB11274).</i>	260.01
	TCB10981	Single Speed Front Windshield Wiper	371.29
	TCA12058	Slow Moving Vehicle (SMV) Kit	See Parts
	TCA13791	Vehicle Enclosure Kit	See Parts
		Seats / Wheels / Tires:	
	TY15958	Tire Chains (Pair) for 26x12-12 Tires	See Parts
		Weights:	
	R66949	Quik-Tatch Weight, 42 Lb.	62.06
	TCB10303	Rear Weight Mounting Kit <i>Recommended for Ballast when Using Certain Implements. See Sales Manual for Instructions.</i>	103.79
		Wheels and Tires Front:	
	TCB10556	Two Wheels with 26x12-12 In., 6PR Turf Drive Tires	532.86

SERVICE CONTRACTS - RESIDENTIAL OWNERS/USE

Visit <http://www.JohnDeere.com/ServicePlans> for more information on John Deere Service Contracts. May not be Available in Parts of the U.S., Not Available in Canada. Price may vary due to driving distance and/or time from machine to dealership location.

John Deere Extended Service Plan - 3-Year Option <i>3-year extended service plan. (1 year of extended service protection); 3-years of warranty transportation.</i>	469.99
---	--------

John Deere Extended Service Plan - 4-Year Option <i>4-year extended service plan. (2 years of extended service protection); 4-years of warranty transportation.</i>	869.99
--	--------

JOHN DEERE COMMERCIAL PRODUCTS
COMMERCIAL FRONT MOWERS AND EQUIPMENT

1565 Series II Commercial Front Mower (Less Mower Deck)
 Equipment for Base Machine

37.8 Gross (35.9 Net) HP Yanmar
 Three Cylinder Liquid-Cooled
 Diesel Engine (100.2 Cu.In.)
 Dual Element Air Cleaner
 Air Restrictor Indicator
 12V Electric Start
 12V Outlet
 55 AMP Automotive Alternator
 16 U.S. Gallon Fuel Capacity
 Two Pedal Hydrostatic Foot
 Control
 Hydrostatic Transmission
 Two-Speed Transaxle
 Hydrostatic Four Wheel Drive
 Full Time 4WD / On-Demand
 4WD, Full-Time 2WD
 Hydrostatic Power Steering
 Differential Front Wheel Lock
 Locking Engine Compartment

Front Light
 26x12.00-12 In. Square
 Shoulder 6PR Turf Drive Tires
 20x10.00-10 In. 6PR Round
 Shoulder Steering Tires
 Transmission Oil Cooler
 Individual Turn Assist Brakes
 Wet Disk Brakes
 Master Stop Brake
 Dual Hydraulic Implement
 Lift Cylinders
 Less Mower Deck
 Hourmeter
 Fuel Gauge
 Tilt Steering Wheel
 Storage Bin
 Live Independent PTO
 PTO Shaft Drive
 Operator Presence System

Low Oil Pressure Warning Light
 Deluxe Suspension Seat with
 Armrests
 Folding Two Post ROPS (Roll-
 Over Protective Structure)
 and Retractable Seat Belt
 Cast Iron Rear Bumper
 Operator Training Video
 Hydraulic Oil Temp. Light-
 Buzzer-PTO Kill

CODE	ATTACHMENT IDENTIFIER	DESCRIPTION	SUGGESTED LIST PRICE USD (\$)
------	--------------------------	-------------	-------------------------------------

Select One Code From Each Required Category

BASE MACHINE

F.O.B. Raleigh, North Carolina

0174TC	1565 Series II Commercial Front Mower (Less Mower Deck)	27,768.00
--------	---	-----------

SEATS

3000	Deluxe Suspension Seat with Armrests	In Base Price
3001	Comfort Adjust Suspension Seat with Armrests	66.00
3002	Air Ride Suspension Seat with Armrests	468.00

ATTACHMENTS - ORDER AS DESIRED

9100	European CE Kit: European CE Conversion Kit, 1400 Series II and 1500 Series II Traction Unit <i>This Code Must be Ordered to Receive a 1400 Series II or 1500 Series II Commercial Front Mower Which Meets CE Requirements. Kit will Include Seat Lockdown Latch, Pictorial Decals and Operator's Manuals in English, French, German, Spanish and Italian.</i>	28.00
------	--	-------

ATTACHMENTS FOR FIELD CONVERSION

TCA19917	Engine: B20 Biodiesel Conversion Kit <i>This kit converts one machine to use B20 Diesel fuel.</i>	See Parts
AR87167	Engine Coolant Heater (110 Volt)	See Parts

JOHN DEERE COMMERCIAL PRODUCTS
COMMERCIAL FRONT MOWERS AND EQUIPMENT

1565 Series II Commercial Front Mower (Less Mower Deck)

Continued

CODE	ATTACHMENT IDENTIFIER	DESCRIPTION	SUGGESTED LIST PRICE USD (\$)
ATTACHMENTS FOR FIELD CONVERSION Continued...			
		European CE Kit:	
TCB10691		European CE Lift Arm Extension Kit <i>This Bundle Must be Ordered with a 72 In. Side Discharge Mower Deck if Front Mowers are Equipped with TCB10690 European CE Road Homologation Kit.</i>	372.36
TCB10690		European CE Road Homologation Kit <i>Kit Includes Front Hitch Assembly with Attaching Hardware, Front and Rear Turn Signals, Flashers, Horn, 7 Pin Connector Kit, License Plate Bracket with Lights, (2) ROPS Mounted Working Lights, Hazard Switch, Wiring Harness and Turn Brake Pedals with Locking Latch. Homologation Kit Requires TCB10941, 4-Post ROPS Conversion Kit with Canopy and TCB11198 4-Post ROPS Upgrade Kit.</i>	2,310.13
		Hydraulics:	
TCB11475		Double Spool Auxiliary Hydraulic Kit	714.76
TCB10566		Hydraulic Weight Transfer Kit	299.60
TCB11474		Single Spool Auxiliary Hydraulic Kit	510.39
		Miscellaneous:	
TCB10325		(1) Exterior Mirror Kit <i>Mounts to 4-Post ROPS.</i>	160.50
BTC10293		4-Post ROPS Conversion Kit with Canopy <i>Converts Standard 2-Post ROPS to 4-Post with Canopy. *Required for new Hard Cab BTC10295. *Required for new Soft Cab BTC10336. (Not compatible with Old Hard Cab BTC10024 and Old Soft Cab BTC10023). **Discontinued - 4 Post ROPS Kit TCB10941 only compatible with Old Hard Cab BTC10024 and Old Soft Cab BTC10023.</i>	1,667.06
TCB11198		4-Post ROPS Upgrade Kit <i>Kit Contains Wiring Harness, Acoustic Headliner, Work Lights and Hardware. Requires TCB10941 4-Post ROPS Conversion Kit with Canopy. Kit is not Required if Ordering a Soft or Hard Cab.</i>	850.66
TCB11372		Air Ride Suspension Seat with Armrests	1,501.21
TCB10538		Breakaway Beacon Light <i>Hard or Soft Cab with 4-Post ROPS Required.</i>	315.66
TCB11274		Comfort Adjust Suspension Seat with Armrests <i>Requires TCB11275 Seat Bracket Kit.</i>	783.24
TCB11273		Deluxe Suspension Seat with Armrests	963.00
TCB10608		Electronic Cruise Control Kit	284.61
TCB10620		Front Windshield <i>Can be Used without Cab for Wind Protection. Mounts to 4-Post ROPS.</i>	492.20

JOHN DEERE COMMERCIAL PRODUCTS
COMMERCIAL FRONT MOWERS AND EQUIPMENT

1565 Series II Commercial Front Mower (Less Mower Deck)

Continued

CODE	ATTACHMENT IDENTIFIER	DESCRIPTION	SUGGESTED LIST PRICE USD (\$)
		ATTACHMENTS FOR FIELD CONVERSION Continued...	
	TCB11095	Front Worklight (2) Kit <i>Requires 4-Post ROPS Conversion Kit with Canopy.</i>	178.69
	TCA12055	Orifice Kit <i>Slows Mower Deck Rate of Drop.</i>	See Parts
	TCB10305	Rear Hitch	110.21
	TCB11275	Seat Bracket Kit <i>For Comfort Adjust Suspension Seat (TCB11274).</i>	260.01
	TCB10981	Single Speed Front Windshield Wiper	371.29
	TCA12058	Slow Moving Vehicle (SMV) Kit	See Parts
	TCA13791	Vehicle Enclosure Kit	See Parts
		Seats / Wheels / Tires:	
	TY15958	Tire Chains (Pair) for 26x12-12 Tires	See Parts
		Weights:	
	R66949	Quik-Tatch Weight, 42 Lb.	62.06
	TCB10303	Rear Weight Mounting Kit <i>Recommended for Ballast when Using Certain Implements. See Sales Manual for Instructions.</i>	103.79
		Wheels and Tires Front:	
	TCB10556	Two Wheels with 26x12-12 In., 6PR Turf Drive Tires	532.86

SERVICE CONTRACTS - RESIDENTIAL OWNERS/USE

Visit <http://www.JohnDeere.com/ServicePlans> for more information on John Deere Service Contracts. May not be Available in Parts of the U.S., Not Available in Canada. Price may vary due to driving distance and/or time from machine to dealership location.

John Deere Extended Service Plan - 3-Year Option <i>3-year extended service plan. (1 year of extended service protection); 3-years of warranty transportation.</i>	469.99
---	--------

John Deere Extended Service Plan - 4-Year Option <i>4-year extended service plan. (2 years of extended service protection); 4-years of warranty transportation.</i>	869.99
--	--------

JOHN DEERE COMMERCIAL PRODUCTS
COMMERCIAL FRONT MOWERS AND EQUIPMENT

48 In. 11-Gauge Steel Commercial Side Discharge Mower Deck (For F725 and F735 Front Mowers)
Equipment for Base Machine

48 In. Cutting Width
(3) HD Spindles, Blades
Fabricated Deck
1-4 In. Height of Cut
Deep Deck Design
(2) Front Pneumatic Caster
Wheels
Quick Release Belt Shields
(1) Rear Left Adjustable Gauge
Wheel
Front and Rear Anti-Scalp

Rollers
Offset Spindles
Hinged Side Discharge Chute
Greaseable Spindles
11-Gauge (.120 In.) Steel
Splined Shaft Drive
Baffling System
70 Degrees Rotate for Service
Single Point Height of Cut
Adjustment
Less Lift Arms

CODE	ATTACHMENT IDENTIFIER	DESCRIPTION	SUGGESTED LIST PRICE USD (\$)
------	-----------------------	-------------	-------------------------------

Select One Code From Each Required Category

BASE MACHINE

F.O.B. Davenport, Iowa

9019TC	48 In. 11-Gauge Steel Commercial Side Discharge Mower Deck (For F725 and F735 Front Mowers)	2,160.00
--------	---	----------

LIFT ARMS FOR F735

1000	Lift Arms For 48 In. and 54 In. Side Discharge Mower Deck <i>For F735 Mower Only. Lift Arms are Standard on F725 Mower.</i>	368.00
1010	Less Lift Arms	In Base Price

ATTACHMENTS FOR FIELD CONVERSION

Mower Deck and Mower Deck Attachments:

BM17870	48 In. Front Edge Kit	86.67
BM19918	48 In. Mulch Kit	232.19
BM19384	48 In. and 54 In. Mower Lift Arms <i>For F735 Mower Only. Lift Arms are Standard on F725 Mower.</i>	See Parts
M135589	Hi Lift Blade For 48 In. Mower	See Parts
AM115361	Leaf Mulcher Kit	See Parts
M115495	Medium Lift Blade for 48 In. Deck	See Parts
M113517	Mulching Blade For 48 In. Mower	See Parts

JOHN DEERE COMMERCIAL PRODUCTS
COMMERCIAL FRONT MOWERS AND EQUIPMENT

54 In. 11-Gauge Steel Commercial Side Discharge Mower Deck (For F725 and F735 Front Mowers)

Equipment for Base Machine

54 In. Cutting Width
(3) HD Spindles, Blades
Fabricated Deck
1-4 In. Height of Cut
Deep Deck Design
(2) Front Pneumatic Caster
Wheels
Quick Release Belt Shields
(1) Rear Left Adjustable Gauge
Wheel
Front and Rear Anti-Scalp

Rollers
Offset Spindles
Hinged Side Discharge Chute
Greaseable Spindles
11-Gauge (.120 In.) Steel
Splined Shaft Drive
Baffling System
70 Degrees Rotate For Service
Single Point Height or Cut
Adjustment
Less Lift Arms

CODE	ATTACHMENT IDENTIFIER	DESCRIPTION	SUGGESTED LIST PRICE USD (\$)
------	-----------------------	-------------	----------------------------------

Select One Code From Each Required Category

BASE MACHINE

F.O.B. Davenport, Iowa

9020TC	54 In. 11-Gauge Steel Commercial Side Discharge Mower Deck (For F725 and F735 Front Mowers)	2,300.00
--------	---	----------

LIFT ARMS FOR F735

1000	Lift Arms For 48 In. and 54 In. Side Discharge Mower Deck <i>For F735 Mower Only. Lift Arms are Standard on F725 Mower.</i>	368.00
1010	Less Lift Arms	In Base Price

ATTACHMENTS FOR FIELD CONVERSION

Mower Deck and Mower Deck Attachments:

BM19384	48 In. and 54 In. Mower Lift Arms <i>For F735 Mower Only. Lift Arms are Standard on F725 Mower.</i>	See Parts
BM17871	54 In. Front Edge Kit	84.53
BM17869	54 In. Tricycler Mulching Kit	245.03
M115496	Cut Performance Blade for 54 In. Mower	See Parts
M135590	Hi Lift Blade for 54 In. Mower	See Parts
AM115361	Leaf Mulcher Kit	See Parts
M113518	Mulching Blade for 54 In. Mower	See Parts
AM115596	Rear Lip Kit (1992 and prior) for 54 In. Mower	See Parts

JOHN DEERE COMMERCIAL PRODUCTS
COMMERCIAL FRONT MOWERS AND EQUIPMENT

60 In. 7-Iron Commercial Side Discharge Mower Deck With Lift Arms (For 735 Front Mowers)

Equipment for Base Machine

60 In. Cutting Width (3) HD Spindles, Blades One Piece Stamped Deck 1-6 In. Height of Cut Deep Deck Design (2) Front Pneumatic Caster Wheels Quick Release Belt Shields (1) Rear Left Adjustable Gauge Wheel Front and Rear Anti-Scalp	Rollers 3/4 In. Steel Reinforcement Bar Offset Spindles Hinged Side Discharge Chute Greaseable Spindles 7-Gauge (.177 In.) Steel Splined Shaft Drive Baffling System 70 Degrees Rotate for Service Four Point Height of Cut Adjustment	Lift Arms
--	--	-----------

CODE	ATTACHMENT IDENTIFIER	DESCRIPTION	SUGGESTED LIST PRICE USD (\$)
------	--------------------------	-------------	-------------------------------------

Select One Code From Each Required Category

BASE MACHINE

F.O.B. Davenport, Iowa

9022TC	60 In. 7-Iron Commercial Side Discharge Mower Deck With Lift Arms (For 735 Front Mowers)	3,400.00
--------	--	----------

ATTACHMENTS FOR FIELD CONVERSION

BM20495	Mower Deck and Mower Deck Attachments: Gauge Wheel (Front Left and Right) Kit <i>For 7-Iron Commercial Mower Decks.</i>	149.80
AM115361	Leaf Mulcher Kit <i>For 48 In. and 54 In. Mowers.</i>	See Parts
TCB10953	Mulch Kit (60 In. 7-Iron, 7-Iron II and 7-Iron PRO)	319.93

JOHN DEERE COMMERCIAL PRODUCTS
COMMERCIAL FRONT MOWERS AND EQUIPMENT

**60 In. 7-Iron II Commercial Side Discharge Mower Deck (For 1400 Series II and
Non-Series II Front Mowers)**
Equipment for Base Machine

60 In. Cutting Width
(3) HD Spindles, Blades
One Piece Stamped Deck
1-6 In. Height of Cut
Deep Deck Design
(2) Front Pneumatic Caster
Wheels
Quick Release Belt Shields
(1) Rear Left Adjustable
Gauge Wheel

Front and Rear Anti-Scalp
Rollers
3/4 In. Steel Reinforcement
Bar
Offset Spindles
Hinged Side Discharge Chute
Greaseable Spindles
7-Gauge (.177 In.) Steel
Splined Shaft Drive
Baffling System

90 Degrees Rotate for Service

CODE	ATTACHMENT IDENTIFIER	DESCRIPTION	SUGGESTED LIST PRICE USD (\$)
------	--------------------------	-------------	-------------------------------------

Select One Code From Each Required Category

BASE MACHINE

F.O.B. Raleigh, North Carolina

0331TC	60 In. 7-Iron II Commercial Side Discharge Mower Deck (For 1400 Series II and Non-Series II Front Mowers) <i>Will not Retrofit F900, F1145 Series Front Mowers.</i>	4,070.00
--------	---	----------

ATTACHMENTS - ORDER AS DESIRED

ATTACHMENTS FOR FIELD CONVERSION

TCA13791	Miscellaneous: Vehicle Enclosure Kit	See Parts
TCB10953	Mower Deck and Mower Deck Attachments: Mulch Kit (60 In. 7-Iron, 7-Iron II and 7-Iron PRO)	319.93

JOHN DEERE COMMERCIAL PRODUCTS
COMMERCIAL FRONT MOWERS AND EQUIPMENT

62 In. 7-Gauge Steel Commercial Rear Discharge Mower Deck (For 1400 Series II and Non-Series II Front Mowers)
Equipment for Base Machine

62 In. Cutting Width
(3) HD Spindles, Blades
Fabricated Deck
1-5 In. Height of Cut
Deep Deck Design
Vehicle Enclosure Kit
(2) Front Pneumatic
Caster Wheels
Quick Release Belt Shields
(2) Rear Anti-Scalp Wheels

Front Anti-Scalp Rollers
3/4 In. Steel Reinforcement
Bar
Offset Spindles
Rear Discharge Chute
Greaseable Spindles
7-Gauge (.177 In.) Steel
Splined Shaft Drive
Baffling System
70 Degrees Rotate for Service

CODE	ATTACHMENT IDENTIFIER	DESCRIPTION	SUGGESTED LIST PRICE USD (\$)
------	--------------------------	-------------	-------------------------------------

Select One Code From Each Required Category

BASE MACHINE

F.O.B. Raleigh, North Carolina

0351TC	62 In. 7-Gauge Steel Commercial Rear Discharge Mower Deck (For 1400 Series II and Non-Series II Front Mowers) <i>Will not Retrofit F900, F1145 Series Front Mowers. Not Compatible with Dual Wheels.</i>	4,230.00
--------	--	----------

ATTACHMENTS - ORDER AS DESIRED

9100	European CE Kit: European CE Conversion Kit, 62 In. 7-Gauge Steel Commercial Rear Discharge Mower Deck <i>This Code Must be Ordered to Receive a 62 In. Mower Deck Which Meets CE Mark Requirements. Kit Includes Low Lift Cutting Blades, Upstop Brackets, Pictorial Decals, English, French, German, Spanish and Italian Operator's Manual.</i>	72.00
------	---	-------

ATTACHMENTS FOR FIELD CONVERSION

Mower Deck and Mower Deck Attachments:		
TCB10553	62 In. Rear Discharge Mulching Kit	220.41
TCB10523	62 In. Rear-Discharge Mower Deck Deflector Kit	217.21

JOHN DEERE COMMERCIAL PRODUCTS
COMMERCIAL FRONT MOWERS AND EQUIPMENT

72 In. 7-Iron II Commercial Side Discharge Mower Deck (For 1400/1500 Series II and Non-Series II Front Mowers)
Equipment for Base Machine

72 In. Cutting Width
(3) HD Spindles, Blades
One Piece Stamped Deck
1-6 In. Height of Cut
Deep Deck Design
(2) Front Pneumatic Caster
Wheels
Quick Release Belt Shields
(2) Rear Adjustable
Gauge Wheels

Front and Rear Anti-Scalp
Rollers
3/4 In. Steel Reinforcement
Bar
Offset Spindles
Hinged Side Discharge Chute
Greaseable Spindles
7-Gauge (.177 In.) Steel
Splined Shaft Drive
Baffling System

90 Degrees Rotate for Service

CODE	ATTACHMENT IDENTIFIER	DESCRIPTION	SUGGESTED LIST PRICE USD (\$)
------	--------------------------	-------------	-------------------------------------

Select One Code From Each Required Category

BASE MACHINE

F.O.B. Raleigh, North Carolina

0341TC	72 In. 7-Iron II Commercial Side Discharge Mower Deck (For 1400/1500 Series II and Non-Series II Front Mowers) <i>Will not Retrofit F900, F1145 Series Front Mowers. Ballast Recommendations: (1) 42 Lb. (R66949) Quik-Tatch Weight Mounted on Rear Weight Mounting Kit (TCB10303).</i>	4,787.00
--------	--	----------

ATTACHMENTS FOR FIELD CONVERSION

TCB10691	European CE Kit: European CE Lift Arm Extension Kit <i>This Bundle Must be Ordered with a 72 In. Side Discharge Mower Deck if Front Mowers are Equipped with TCB10690 European CE Road Homologation Kit.</i>	372.36
TCA13791	Miscellaneous: Vehicle Enclosure Kit	See Parts
TCB10584	Mower Deck and Mower Deck Attachments: 72 In. Side Discharge Anti-Scalp Wheel (Rear Right) Kit <i>For 7-Iron (Non 7-Iron II) Decks Only.</i>	92.01
TCB10951	Mulch Kit (72 In. 7-Iron, 7-Iron II and 7-Iron PRO)	331.70
R66949	Weights: Quik-Tatch Weight, 42 Lb.	62.06
TCB10303	Rear Weight Mounting Kit <i>Recommended for Ballast when Using Certain Implements. See Sales Manual for Instructions.</i>	103.79

JOHN DEERE COMMERCIAL PRODUCTS
COMMERCIAL FRONT MOWERS AND EQUIPMENT

**72 In. Fastback 7-Gauge Steel Commercial Rear Discharge Mower Deck (For
1400/1500 Series II and Non-Series II Front Mowers)**
Equipment for Base Machine

72 In. Cutting Width	Front Anti-Scalp Rollers
(3) HD Spindles, Blades	3/4 In. Steel Reinforcement
Fabricated Deck	Bar
1-6 In. Height of Cut	Offset Spindles
Deep Deck Design	Rear Discharge Chute
Vehicle Enclosure Kit	Greaseable Spindles
(2) Front Pneumatic	7-Gauge (.177 In.) Steel
Caster Wheels	Splined Shaft Drive
Quick Release Belt Shields	Baffling System
(2) Rear Anti-Scalp Wheels	90 Degrees Rotate for Service

CODE	ATTACHMENT IDENTIFIER	DESCRIPTION	SUGGESTED LIST PRICE USD (\$)
------	--------------------------	-------------	-------------------------------------

Select One Code From Each Required Category

BASE MACHINE

F.O.B. Raleigh, North Carolina

0551TC	72 In. Fastback 7-Gauge Steel Commercial Rear Discharge Mower Deck (For 1400/1500 Series II and Non-Series II Front Mowers) <i>Will not Retrofit F900, F1145 Series Front Mowers. Ballast Recommendations: (1) 42 Lb. (R66949) Quik-Tatch Weight Mounted on Rear Weight Mounting Kit(TCB10303).</i>	4,669.00
--------	---	----------

ATTACHMENTS FOR FIELD CONVERSION

Mower Deck and Mower Deck Attachments:

DMA210906	72 In. Deflector Kit	See Parts
DMB210223	72 In. Rear Discharge Anti-Scalp Wheel (Front Pair) Kit	176.56
DMB210099	72 In. Rear Discharge Mulching Kit	415.16
R66949	Weights: Quik-Tatch Weight, 42 Lb. <i>For Use with TCB10303 Rear Weight Mounting Kit.</i>	62.06
TCB10303	Rear Weight Mounting Kit <i>Recommended for Ballast when Using Certain Implements. See Sales Manual for Instructions.</i>	103.79

JOHN DEERE COMMERCIAL PRODUCTS
COMMERCIAL FRONT MOWERS AND EQUIPMENT

72 In. 7-Iron V-Flex Commercial Side Discharge Mower Deck (For 1445/1500 Series II and Non-Series II Front Mowers)
Equipment for Base Machine

72 In. Cutting Width	Wheels
(3) HD Spindles, Blades	20 Degrees of Wing Deck
(3) One Piece Stamped Decks	Articulation
1-4 In. Height of Cut with Rear Roller Kit	Rear Wheel Kit
1-5 In. Height of Cut with Rear Wheel Kit	Hinged Side Discharge Chute
Deep Deck Design	Greasable Spindles
(4) Front Pneumatic Caster	7 Gauge (.177 In.) Steel
	Splined Shaft Drive
	45 Degrees Rotate for Service

CODE	ATTACHMENT IDENTIFIER	DESCRIPTION	SUGGESTED LIST PRICE USD (\$)
------	-----------------------	-------------	-------------------------------

Select One Code From Each Required Category

BASE MACHINE

F.O.B. Davenport, Iowa

0050TC	72 In. 7-Iron V-Flex Commercial Side Discharge Mower Deck (For 1445/1500 Series II and Non-Series II Front Mowers) <i>Will not Retrofit F900, F1145 Series Front Mowers. Can not be Used with the MCS 600 Hydraulic High-Dump Material Collection System. (3) 42 Lb. (R66949) Quick-Tatch Weights Mounted on Rear Weight Mounting Kit (TCB10303) is Recommended for Ballast. (2) Lift Cylinders(TCA13394) are Required for use with 1445 Front Mowers with Serial Numbers prior to 030001. Hydraulic Weight Transfer Kit (TCB10566) is Required for use with, 72-In V-Flex Mower Deck.</i>	7,925.00
--------	---	----------

Rear Rollers, Wheels

1000	Rear Wheel Kit <i>Includes (3) Rear Solid Rubber Caster Wheels and (2) Anti-Scalp Wheels.</i>	In Base Price
1001	Rear Roller Kit <i>Includes (3) 26" Smooth Solid Rollers.</i>	1,132.00

ATTACHMENTS - ORDER AS DESIRED

9100	European CE Kit: European CE Version 72 In. 7-Iron V-Flex Commercial Side Discharge Mower Deck for 1445 Front Mowers Only <i>Not for 1445 Series II Mowers. This Code Must be Ordered for 72 In. 7-Iron V-Flex Mower Deck on 1445 Mowers Which Meet CE Mark Requirements. Kit Includes Pictorial Decals, Low Noise European Blades, Steel Shielding for Belt Drive System, Drive Shaft Guard, Lowered Front Lip and Operator's Manual in English, French, German, Spanish and Italian.</i>	335.00
------	---	--------

ATTACHMENTS FOR FIELD CONVERSION

JOHN DEERE COMMERCIAL PRODUCTS
COMMERCIAL FRONT MOWERS AND EQUIPMENT

**72 In. 7-Iron V-Flex Commercial Side Discharge Mower Deck (For 1445/1500 Series II
and Non-Series II Front Mowers)**

Continued

CODE	ATTACHMENT IDENTIFIER	DESCRIPTION	SUGGESTED LIST PRICE USD (\$)
ATTACHMENTS FOR FIELD CONVERSION Continued...			
		European CE Kit:	
TCB10771		European CE Hydraulic Wing Lift Kit <i>Meets CE Requirements. Requires Single Spool Auxiliary Hydraulic Kit (TCB11747).</i>	802.50
		Hydraulics:	
TCB10566		Hydraulic Weight Transfer Kit	299.60
TCB10653		Hydraulic Wing Lift Kit <i>Order TCB10771 For Region II Only. Requires Single Spool Auxiliary Hydraulic Kit (TCB11474).</i>	744.71
TCB11474		Single Spool Auxiliary Hydraulic Kit	510.39
		Miscellaneous:	
TCA13394		(1) Lift Cylinder	See Parts
		Mower Deck and Mower Deck Attachments:	
TCB10581		Mulch Kit (72 In. V-Flex)	635.59
TCB10614		Rear Roller Kit <i>Includes (3) 26" Smooth Solid Rollers.</i>	1,728.06
TCB10578		Rear Wheel Kit <i>Includes (3) Rear Solid Rubber Caster Wheels and (2) Anti-Scalp Wheels.</i>	516.81
		Weights:	
R66949		Quik-Tatch Weight, 42 Lb. <i>For Use with TCB10303 Rear Weight Mounting Kit.</i>	62.06
TCB10303		Rear Weight Mounting Kit	103.79
		Wheels and Tires Front:	
TCB10013		Dual Wheel Conversion Kit For 23x8.50-12 In. Drive Tires <i>Requires (2) Sets of 23x8.50-12 Tires and Wheels. Not Compatible with 62 In. Rear Discharge Mower, 1545 and 1565 Mowers.</i>	282.49
TCB10413		Two Wheels with 23x8.50-12 In. 4PR Turf Drive Tires	352.03

JOHN DEERE COMMERCIAL PRODUCTS
COMMERCIAL FRONT MOWERS AND EQUIPMENT

**60 In. Heavy-Duty Hydraulic Angling Front Blade (For 1400/1500 Series II and
Non-Series II Front Mowers)**
Equipment for Base Machine

60 In. Clearing Width	Heavy-Duty, 7-Gauge Steel
"Straight"	Reinforced Angle Bar on
52 In. Clearing Width	Back of Blade
"Fully Angled"	Spring Breakaway - Lockout Pin
0 Degrees Straight, 15-30	(2) 8-Position, Adjustable
Degrees Left or Right	Skid Shoes
Blade Angle	Less Lift Arms
Hydraulic Angling	
Replaceable Cutting Edge	

CODE	ATTACHMENT IDENTIFIER	DESCRIPTION	SUGGESTED LIST PRICE USD (\$)
------	--------------------------	-------------	-------------------------------------

Select One Code From Each Required Category

BASE MACHINE

F.O.B. Davenport, Iowa

0390TC	60 In. Heavy-Duty Hydraulic Angling Front Blade (For 1400/1500 Series II and Non-Series II Front Mowers) <i>Single Spool Auxiliary Hydraulic Kit (TCB11474) is Required for Operation of Chute Rotation. Ballast Recommendations: (6) 42 Lb. Quick-Tatch Weights (R66949) Mounted on Rear Weight Mounting Kit (TCB10303).</i>	1,698.00
--------	--	----------

LIFT ARMS

1000	Lift Arms and Hardware	213.00
1010	Less Lift Arms	In Base Price

ATTACHMENTS - ORDER AS DESIRED

9100	European CE Kit: European CE Conversion Kit for 60 In. H.D. Hydraulic Angling Front Blade <i>This Code Must be Ordered to Receive a 60 In. Front Blade Which Meets CE Requirements. Kit Includes Fuel Hose Conduit, Pictorial Decals, Operator's Manual in English, French, German, Spanish and Italian.</i>	13.00
------	---	-------

ATTACHMENTS FOR FIELD CONVERSION

TCB11474	Hydraulics: Single Spool Auxiliary Hydraulic Kit	510.39
TCB10449	Miscellaneous: Front Blade Lift Arms and Hardware Kit	243.96
AM119321	Heavy Duty Skid Shoe (1)	See Parts
M142885	Heavy Duty Skid Shoe (1)	See Parts
TY15956	Tire Chains (Pair) for 23x10.50-12 In. Drive Tires	See Parts

JOHN DEERE COMMERCIAL PRODUCTS
COMMERCIAL FRONT MOWERS AND EQUIPMENT

**60 In. Heavy-Duty Hydraulic Angling Front Blade (For 1400/1500 Series II and
Non-Series II Front Mowers)**

Continued

CODE	ATTACHMENT IDENTIFIER	DESCRIPTION	SUGGESTED LIST PRICE USD (\$)
		ATTACHMENTS FOR FIELD CONVERSION Continued...	
	TY15841	Tire Chains (Pair) for 23x8.50-12 In. Drive Tires	See Parts
		Weights:	
	BM17972	50 Lb. Cast Iron Wheel Weight (1) <i>For 23x8.50-12 and 23x10.50-12 Drive Wheels.</i>	128.40
	BM17985	Mounting Hardware (1) for Attaching One Wheel Weight <i>Attaches (1) 50 lb. Weight to GTs, GXs, X500 M-Ts and F1400s.</i>	11.77
	R66949	Quik-Tatch Weight, 42 Lb.	62.06
	TCB10303	Rear Weight Mounting Kit <i>Recommended for Ballast when Using Certain Implements. See Sales Manual for Instructions.</i>	103.79

JOHN DEERE COMMERCIAL PRODUCTS
COMMERCIAL FRONT MOWERS AND EQUIPMENT

Hard Cab (For 1400/1500 Series II and Non-Series II Front Mowers)
Equipment for Base Machine

Modular Design
Side Panels with Doors
Rear Panel with Window
Two Work Lights with Wiring
Harness

Acoustic Canopy Liner

CODE	ATTACHMENT IDENTIFIER	DESCRIPTION	SUGGESTED LIST PRICE USD (\$)
------	--------------------------	-------------	-------------------------------------

Select One Code From Each Required Category

BASE MACHINE

F.O.B. Davenport, Iowa

0228TC		Hard Cab (For 1400/1500 Series II and Non-Series II Front Mowers) <i>Requires Code 9006 (BTC10293) 4-Post ROPS Conversion Kit with Canopy and Code 9000 (TCB10620) Front Windshield.</i>	2,995.00
--------	--	---	----------

ATTACHMENTS - ORDER AS DESIRED

9000	Miscellaneous: Front Windshield <i>Can be Used without Cab for Wind Protection. Mounts to 4-Post ROPS.</i>	460.00
9001	Single Speed Front Windshield Wiper	347.00
9002	(1) Exterior Mirror Kit	132.00
9004	Cab Integrated Heater/Defroster Kit <i>For 1400/1500 Series II Mowers Only. Must Order (1) of the Following Additional Parts for Specific Models: 1420; M139144, M802329, AM117237, M81353 and 14H785 1435; M139144 1445/1545; TCU19226 1565; M138867</i>	899.00
9005	Cab Integrated Heater/Defroster and Air Conditioner <i>For 1445/1500 Series II Mowers Only. Compressor Bracket Kit TCB10823 or TCB10824 is Required for AC Installation. Must Order (1) of the Following Additional Parts for Specific Models: 1445/1545; TCU19226 1565; M138867</i>	2,304.00
9006	4-Post ROPS Conversion Kit with Canopy <i>Converts Standard 2-Post ROPS to 4-Post with Canopy.</i>	1,558.00

ATTACHMENTS FOR FIELD CONVERSION

TCB10325	Miscellaneous: (1) Exterior Mirror Kit	160.50
----------	--	--------

JOHN DEERE COMMERCIAL PRODUCTS
COMMERCIAL FRONT MOWERS AND EQUIPMENT

Hard Cab (For 1400/1500 Series II and Non-Series II Front Mowers)

Continued

CODE	ATTACHMENT IDENTIFIER	DESCRIPTION	SUGGESTED LIST PRICE USD (\$)
		ATTACHMENTS FOR FIELD CONVERSION Continued...	
	BTC10293	4-Post ROPS Conversion Kit with Canopy <i>Converts Standard 2-Post ROPS to 4-Post with Canopy.</i> <i>*Required for new Hard Cab BTC10295.</i> <i>*Required for new Soft Cab BTC10336.</i> <i>(Not compatible with Old Hard Cab BTC10024 and Old Soft Cab BTC10023).</i> <i>**Discontinued - 4 Post ROPS Kit TCB10941 only compatible with Old Hard Cab BTC10024 and Old Soft Cab BTC10023.</i>	1,667.06
	TCB10538	Breakaway Beacon Light <i>Hard or Soft Cab with 4-Post ROPS Required.</i>	315.66
	TCB10821	Cab Integrated Heater/Defroster Kit <i>For 1400/1500 Series II Mowers Only. Must Order (1) of the Following Additional Parts for Specific Models:</i> <i>1420; M139144, M802329, AM117237, M81353 and 14H785 1435; M139144</i> <i>1445/1545; TCU19226</i> <i>1565; M138867</i>	961.93
	TCB10822	Cab Integrated Heater/Defroster and Air Conditioner <i>For 1445/1500 Series II Mowers Only. Compressor Bracket Kit TCB10823 or TCB10824 is Required for AC Installation. Must Order (1) of the Following Additional Parts for Specific Models:</i> <i>1445/1545; TCU19226</i> <i>1565; M138867</i>	2,465.29
	BTC10377	Compressor Bracket Kit <i>Required for 1445/1545 AC Installation.</i>	185.11
	BTC10378	Compressor Bracket Kit	206.51
	TCB10326	Floor Mounted Heater/Defroster Kit <i>For Series II and Non Series II 1400/1500 Mowers. Must Order (1) of the Following Additional Parts for Specific Models:</i> <i>1420; M139144, M802329, AM117237, M81353 and 14H785 1435; M139144</i> <i>1445/1545; M138867</i> <i>1565; M138288</i>	786.46
	TCB10620	Front Windshield <i>Can be Used without Cab for Wind Protection. Mounts to 4-Post ROPS.</i>	492.20
	TCB11095	Front Worklight (2) Kit <i>Requires 4-Post ROPS Conversion Kit with Canopy.</i>	178.69
	TCB10662	Rear Worklight (2) Kit <i>Hard or Soft Cab with 4-Post ROPS Required.</i>	238.61
	TCB10981	Single Speed Front Windshield Wiper	371.29

JOHN DEERE COMMERCIAL PRODUCTS
COMMERCIAL FRONT MOWERS AND EQUIPMENT

Soft Cab (For 1400/1500 Series II and Non-Series II Front Mowers)
Equipment for Base Machine

Modular Design
Side Panels with Doors
Rear Panel with Window
Two Work Lights with Wiring
Harness

Accoustic Canopy Liner

CODE	ATTACHMENT IDENTIFIER	DESCRIPTION	SUGGESTED LIST PRICE USD (\$)
------	-----------------------	-------------	-------------------------------

Select One Code From Each Required Category

BASE MACHINE

F.O.B. Davenport, Iowa

0227TC		Soft Cab (For 1400/1500 Series II and Non-Series II Front Mowers) <i>Requires Code 9004 (BTC10293) 4-Post ROPS Conversion Kit with Canopy and Code 9000 (TCB10620) Front Windshield.</i>	2,135.00
--------	--	---	----------

ATTACHMENTS - ORDER AS DESIRED

9000	Miscellaneous: Front Windshield <i>Can be Used without Cab for Wind Protection. Mounts to 4-Post ROPS.</i>	460.00
9001	Single Speed Front Windshield Wiper	347.00
9002	(1) Exterior Mirror Kit	132.00
9003	Floor Mounted Heater/Defroster Kit <i>For Series II and Non-Series II 1400/1500 Mowers. Can not be upgraded to AC Compatible. Must Order (1) of the Following Additional Parts for Specific Models: 1420; M139144, M802329, AM117237, M81353, 14H785, M805564, M805702 1435; M139144, M805564, M805702 1445/1545; TCU19226, M805565, M805834, M805835 1565; M138867, M805565, M805834, M805835</i>	735.00
9004	4-Post ROPS Conversion Kit with Canopy <i>Converts Standard 2-Post ROPS to 4-Post with Canopy.</i>	1,558.00

ATTACHMENTS FOR FIELD CONVERSION

TCB10325	Miscellaneous: (1) Exterior Mirror Kit	160.50
BTC10293	4-Post ROPS Conversion Kit with Canopy <i>Converts Standard 2-Post ROPS to 4-Post with Canopy. *Required for new Hard Cab BTC10295. *Required for new Soft Cab BTC10336. (Not compatible with Old Hard Cab BTC10024 and Old Soft Cab BTC10023). **Discontinued - 4 Post ROPS Kit TCB10941 only compatible with Old Hard Cab BTC10024 and Old Soft Cab BTC10023.</i>	1,667.06

JOHN DEERE COMMERCIAL PRODUCTS
COMMERCIAL FRONT MOWERS AND EQUIPMENT

Soft Cab (For 1400/1500 Series II and Non-Series II Front Mowers)

Continued

CODE	ATTACHMENT IDENTIFIER	DESCRIPTION	SUGGESTED LIST PRICE USD (\$)
		ATTACHMENTS FOR FIELD CONVERSION Continued...	
	TCB10538	Breakaway Beacon Light <i>Hard or Soft Cab with 4-Post ROPS Required.</i>	315.66
	BTC10377	Compressor Bracket Kit <i>Required for 1445/1545 AC Installation.</i>	185.11
	BTC10378	Compressor Bracket Kit	206.51
	TCB10326	Floor Mounted Heater/Defroster Kit <i>For Series II and Non-Series II 1400/1500 Mowers. Can not be upgraded to AC Compatible. Must Order (1) of the Following Additional Parts for Specific Models:</i> <i>1420; M139144, M802329, AM117237, M81353, 14H785, M805564, M805702</i> <i>1435; M139144, M805564, M805702</i> <i>1445/1545; TCU19226, M805565, M805834, M805835</i> <i>1565; M138867, M805565, M805834, M805835</i>	786.46
	TCB10620	Front Windshield <i>Can be Used without Cab for Wind Protection. Mounts to 4-Post ROPS.</i>	492.20
	TCB11095	Front Worklight (2) Kit <i>Requires 4-Post ROPS Conversion Kit with Canopy.</i>	178.69
	TCB10662	Rear Worklight (2) Kit <i>Hard or Soft Cab with 4-Post ROPS Required.</i>	238.61
	TCB10981	Single Speed Front Windshield Wiper	371.29

JOHN DEERE COMMERCIAL PRODUCTS
COMMERCIAL FRONT MOWERS AND EQUIPMENT

Material Collection System (For F725, F735 Front Mowers)
Equipment for Base Machine

9 Bushel Capacity
Polyethylene Hopper
Less Power Flow Blower

CODE	ATTACHMENT IDENTIFIER	DESCRIPTION	SUGGESTED LIST PRICE USD (\$)
------	--------------------------	-------------	-------------------------------------

Select One Code From Each Required Category

BASE MACHINE

F.O.B. Davenport, Iowa

1341M	Material Collection System (For F725, F735 Front Mowers)	2,091.00
-------	--	----------

POWER FLOW BLOWER

1000	Power Flow Blower for 48 In. Mower	461.00
1001	Power Flow Blower for 54 In. Mower	461.00
1002	Less Power Flow Blower	In Base Price

ATTACHMENTS FOR FIELD CONVERSION

Material Collection System Power Flow Blowers:

BM19089	Blower Assembly for 48 In. Mower	541.41
BM19090	Blower Assembly for 54 In. Mower	541.41

Material Collection System:

BM17545	Tub Inserts	See Parts
---------	-------------	-----------

JOHN DEERE COMMERCIAL PRODUCTS
COMMERCIAL FRONT MOWERS AND EQUIPMENT

MCS 600 Hydraulic High-Dump Material Collection System (For 1400 4WD/1500 Series II and Non-Series II Front Mowers)
Equipment for Base Machine

17 Bushel Capacity
Hydraulic Dump System
High Performance Blower
Lift Height - 6.23 Ft.
Clam Shell Design
Fiberglass Structure

Easy To Dump System
Low Noise System
6 Blade Commercial Blower

CODE	ATTACHMENT IDENTIFIER	DESCRIPTION	SUGGESTED LIST PRICE USD (\$)
------	-----------------------	-------------	-------------------------------

Select One Code From Each Required Category

BASE MACHINE

F.O.B. Davenport, Iowa

0801TC	MCS 600 Hydraulic High-Dump Material Collection System (For 1400 4WD/1500 Series II and Non-Series II Front Mowers) <i>Mowers Require TCB10567 Rear Auxillary Hydraulic Kit and TCB10388 Two-Spool Auxillary Hydraulic Kit. *Drive Coupler AM102741 is required for all MCS 600 Material Collection Systems.</i> <i>All 1400 4WD Mowers can not be Operated with MCS and Cab. MCS can not be Used with the 72 In. 7-Iron V-Flex Commercial Side Discharge Mower Deck.</i>	6,220.00
--------	---	----------

CHUTE

1000	72 In. Chute with MCS Adapter	In Base Price
1001	60 In. Chute with MCS Adapter	Same Price
1010	Less Chute and Less MCS Adapter	-316.00

ATTACHMENTS FOR FIELD CONVERSION

Hydraulics:		
TCB11475	Double Spool Auxiliary Hydraulic Kit	714.76
TCB10567	Rear Auxiliary Hydraulic Outlet Kit	314.59
Material Collection System:		
TCB11588	60 In. Chute with MCS Adapter	362.73
TCB11589	72 In. Chute with MCS Adapter	362.73
AM102741	Drive Coupler <i>Needs to be ordered with all MCS 600 Material Collection systems for installation on 1400 and 1500 series Front Mowers.</i>	See Parts
TCA14116	MCS Support Stands	See Parts

JOHN DEERE COMMERCIAL PRODUCTS
COMMERCIAL FRONT MOWERS AND EQUIPMENT

60 Heavy-Duty Rotary Broom (For 1400/1500 Series II and Non-Series II Front Mowers)
Equipment for Base Machine

57 In. Clearing Width "Straight"	Heavy Duty Center Drive Gearbox
50 In. Clearing Width "Fully Angled"	Storage Stand
0 Degrees Straight, 15-30 Degrees Left or Right Brush Angle	Less Lift Arms and Drive Shaft
26 In. Diameter Polypropylene Brush	Chain and Sprocket Final Drive (2) Caster Wheels Steel Hood

CODE	ATTACHMENT IDENTIFIER	DESCRIPTION	SUGGESTED LIST PRICE USD (\$)
------	--------------------------	-------------	-------------------------------------

Select One Code From Each Required Category

BASE MACHINE

F.O.B. Davenport, Iowa

0500TC	60 Heavy-Duty Rotary Broom (For 1400/1500 Series II and Non-Series II Front Mowers) <i>Single Spool Auxiliary Hydraulic Kit(TCB11474) is Required for Operation of Hydraulic Angling. Ballast Recommendations: (6) 42 Lb.Quik-Tatch Weights (R66949)Mounted on Rear Weight Mounting Kit (TCB10303).</i>	3,215.00
--------	--	----------

LIFT ARMS AND DRIVE SHAFT

1000	Lift Arms, Cylinders, Drive Shaft and Hardware	1,617.00
1010	Less Lift Arms Cylinders, Drive Shaft and Hardware	In Base Price

ATTACHMENTS FOR FIELD CONVERSION

TCB11474	Hydraulics: Single Spool Auxiliary Hydraulic Kit	510.39
BM20706	Miscellaneous: 19.25x12.5x6.5 Heavy Duty Wheel Kit	361.66
TCB10391	60 Rotary Broom Lift Arms, Drive Shaft and Hardware Kit	1,854.31
TCB10392	Debris Deflector	408.74
AM128682	Wafers, Polypropylene Bristle (Pack of 16)	See Parts
AM128683	Wafers, Steel Bristle (Pack of 16)	See Parts
BM17972	Weights: 50 Lb. Cast Iron Wheel Weight (1) <i>For 23x8.50-12 and 23x10.50-12 Drive Wheels.</i>	128.40
BM17985	Mounting Hardware (1) for Attaching One Wheel Weight <i>Attaches (1) 50 lb. Weight to GTs, GXs, X500 M-Ts and F1400s.</i>	11.77

JOHN DEERE COMMERCIAL PRODUCTS
COMMERCIAL FRONT MOWERS AND EQUIPMENT

60 Heavy-Duty Rotary Broom (For 1400/1500 Series II and Non-Series II Front Mowers)
Continued

CODE	ATTACHMENT IDENTIFIER	DESCRIPTION	SUGGESTED LIST PRICE USD (\$)
		ATTACHMENTS FOR FIELD CONVERSION Continued...	
	R66949	Quik-Tatch Weight, 42 Lb.	62.06
	TCB10303	Rear Weight Mounting Kit <i>Recommended for Ballast when Using Certain Implements. See Sales Manual for Instructions.</i>	103.79

JOHN DEERE COMMERCIAL PRODUCTS
COMMERCIAL FRONT MOWERS AND EQUIPMENT

46 In. Single-Stage Snow Thrower (For F725 and F735 Front Mowers)
Equipment for Base Machine

46 In. Clearing Width
12 In. Diameter Auger
Reversible and Replaceable
Cutting Blade
Center Deflector Plate
Adjustable Spout Deflector
Adjustable Skid Shoes

Electric Spout Rotation
Drift Knife

CODE	ATTACHMENT IDENTIFIER	DESCRIPTION	SUGGESTED LIST PRICE USD (\$)
------	--------------------------	-------------	-------------------------------------

Select One Code From Each Required Category

BASE MACHINE

F.O.B. Davenport, Iowa

3290M		46 In. Single-Stage Snow Thrower (For F725 and F735 Front Mowers) <i>BM19384 is Required for use on F735 Mowers.</i> <i>See Sales Manual for Ballast Requirements.</i>	2,240.00
-------	--	--	----------

ATTACHMENTS FOR FIELD CONVERSION

	Miscellaneous:	
AM128337	Left-Side Skid Shoe Plate and Hardware	See Parts
AM128336	Right-Side Skid Shoe Plate and Hardware	See Parts
	Mower Deck and Mower Deck Attachments:	
BM19384	48 In. and 54 In. Mower Lift Arms <i>For F735 Mower Only. Lift Arms are Standard on F725 Mower.</i>	See Parts
	Weights:	
R66949	Quik-Tatch Weight, 42 Lb.	62.06

JOHN DEERE COMMERCIAL PRODUCTS
COMMERCIAL FRONT MOWERS AND EQUIPMENT

47 In. Heavy-Duty Two-Stage Snow Blower (For 1400 Series II and Non-Series II Front Mowers)

Equipment for Base Machine

Two-Stage Design Hydraulic Lift 47 In. Clearing Width 15.5 In. Diameter Impeller 16 In. Diameter Auger (4) Spare Shear Bolts Mounted to Shell Adjustable Spout Cap Deflector Large, Adjustable Skid Shoes	Reversible, Replaceable Scraper Blade Hydraulic Discharge Chute Rotation 90 Degrees Right and Left (180 Degrees Total) HD Auger Bevel Gearbox Drive Less Lift Arms and Drive Shaft
---	--

CODE	ATTACHMENT IDENTIFIER	DESCRIPTION	SUGGESTED LIST PRICE USD (\$)
------	-----------------------	-------------	----------------------------------

Select One Code From Each Required Category

BASE MACHINE

F.O.B. Davenport, Iowa

0370TC	47 In. Heavy-Duty Two-Stage Snow Blower (For 1400 Series II and Non-Series II Front Mowers) <i>Will Retrofit F900 and F1145 Mowers. Single-Spool Auxiliary Hydraulic Kit (TCB11474) is required for operation of Shoot Rotation. Ballast Recommendations: (4) 42 Lb. Quik-Tatch Weights (R66949) Mounted on Rear Weight Mounting Kit (TCB10303). 23x8.5-12 In. Tires are recommended to stay with-in Cleaning Width.</i>	4,099.00
--------	---	----------

LIFT ARMS AND DRIVE SHAFT

1000	Lift Arms, Drive Shaft and Hardware	435.00
1010	Less Lift Arms, Drive Shaft and Hardware <i>To Attach Snow Blower to F900/F1145 Front Mowers, See Sales Manual for instruction.</i>	In Base Price

ATTACHMENTS FOR FIELD CONVERSION

TCB11474	Hydraulics: Single Spool Auxiliary Hydraulic Kit	510.39
M88984	Miscellaneous: Drift Blade <i>Requires (4) 19H1914 Bolts and (4) N10217 Lock Nuts.</i>	See Parts
TY15956	Tire Chains (Pair) for 23x10.50-12 In. Drive Tires	See Parts
TY15841	Tire Chains (Pair) for 23x8.50-12 In. Drive Tires	See Parts
TCB10448	Two-Stage Snow Blower Lift Arms, Drive Shaft and Hardware Kit	498.61
BM17972	Weights: 50 Lb. Cast Iron Wheel Weight (1) <i>For 23x8.50-12 and 23x10.50-12 Drive Wheels.</i>	128.40

JOHN DEERE COMMERCIAL PRODUCTS
COMMERCIAL FRONT MOWERS AND EQUIPMENT

47 In. Heavy-Duty Two-Stage Snow Blower (For 1400 Series II and Non-Series II Front Mowers)

Continued

CODE	ATTACHMENT IDENTIFIER	DESCRIPTION	SUGGESTED LIST PRICE USD (\$)
		ATTACHMENTS FOR FIELD CONVERSION Continued...	
	BM17985	Mounting Hardware (1) for Attaching One Wheel Weight <i>Attaches (1) 50 lb. Weight to GTs, GXs, X500 M-Ts and F1400s.</i>	11.77
	R66949	Quik-Tatch Weight, 42 Lb.	62.06
	TCB10303	Rear Weight Mounting Kit <i>Recommended for Ballast when Using Certain Implements. See Sales Manual for Instructions.</i>	103.79

JOHN DEERE COMMERCIAL PRODUCTS
COMMERCIAL FRONT MOWERS AND EQUIPMENT

60 In. Heavy-Duty Two-Stage Snow Blower (For 1400/1500 Series II and Non-Series II Front Mowers)
Equipment for Base Machine

Two-Stage Design	Scraper Blade
Hydraulic Lift	Hydraulic Discharge Chute
59 In. Clearing Width	Rotation 90 Degrees Right and Left
60 In. Overall Width	
16 In. Diameter Auger	HD Auger Gearbox Drive
Adjustable Spout Cap Deflector	Less Lift Arms and Drive Shaft
Large, Adjustable Skid Shoes	
Reversible, Replaceable	

CODE	ATTACHMENT IDENTIFIER	DESCRIPTION	SUGGESTED LIST PRICE USD (\$)
------	-----------------------	-------------	----------------------------------

Select One Code From Each Required Category

BASE MACHINE

F.O.B. Davenport, Iowa

0380TC	60 In. Heavy-Duty Two-Stage Snow Blower (For 1400/1500 Series II and Non-Series II Front Mowers) <i>Single Spool Auxiliary Hydraulic Kit (TCB11474) is Required for Operation of Chute Rotation. Ballast Recommendations: (6) 42 Lb. Quick-Tatch Weights (R66949) Mounted on Rear Weight Mounting Kit (TCB10303).</i>	4,619.00
--------	--	----------

LIFT ARMS AND DRIVE SHAFT

1000	Lift Arms, Drive Shaft and Hardware	435.00
1010	Less Lift Arms <i>To Attach Snow Blower to F900/F1145 Front Mowers, See Sales Manual for Instruction.</i>	In Base Price

ATTACHMENTS FOR FIELD CONVERSION

TCB11474	Hydraulics: Single Spool Auxiliary Hydraulic Kit	510.39
M88984	Miscellaneous: Drift Blade <i>Requires (4) 19H1914 Bolts and (4) N10217 Lock Nuts.</i>	See Parts
TY15956	Tire Chains (Pair) for 23x10.50-12 In. Drive Tires	See Parts
TY15841	Tire Chains (Pair) for 23x8.50-12 In. Drive Tires	See Parts
TCB10448	Two-Stage Snow Blower Lift Arms, Drive Shaft and Hardware Kit	498.61
BM17972	Weights: 50 Lb. Cast Iron Wheel Weight (1) <i>For 23x8.50-12 and 23x10.50-12 Drive Wheels.</i>	128.40
BM17985	Mounting Hardware (1) for Attaching One Wheel Weight <i>Attaches (1) 50 lb. Weight to GTs, GXs, X500 M-Ts and F1400s.</i>	11.77

JOHN DEERE COMMERCIAL PRODUCTS
COMMERCIAL FRONT MOWERS AND EQUIPMENT

**60 In. Heavy-Duty Two-Stage Snow Blower (For 1400/1500 Series II and Non-Series II
Front Mowers)**

Continued

CODE	ATTACHMENT IDENTIFIER	DESCRIPTION	SUGGESTED LIST PRICE USD (\$)
ATTACHMENTS FOR FIELD CONVERSION Continued...			
	R66949	Quik-Tatch Weight, 42 Lb.	62.06
	TCB10303	Rear Weight Mounting Kit <i>Recommended for Ballast when Using Certain Implements. See Sales Manual for Instructions.</i>	103.79

JOHN DEERE COMMERCIAL PRODUCTS
COMMERCIAL FRONT MOWERS AND EQUIPMENT

Current Attachments for Non-Current Commercial Front Mowers and Equipment

CODE	ATTACHMENT IDENTIFIER	DESCRIPTION	SUGGESTED LIST PRICE USD (\$)
ATTACHMENTS FOR FIELD CONVERSION			
Miscellaneous:			
BM18123		2000 RPM Front PTO (F900's)	1,241.20
BM17714		Auxiliary Hydraulic Kit For F900 Series and F1145	174.41
Mower Deck and Mower Deck Attachments:			
BM17436		72 In. Commercial Side Discharge Mower Deck (For F1145)	4,909.16

JOHN DEERE COMMERCIAL PRODUCTS
COMMERCIAL WIDE AREA MOWERS & EQUIPMENT

1600 Turbo Series II Commercial Wide Area Mower with 4-Post ROPS Canopy
Equipment for Base Machine

57.3 Gross (55.3Net) HP Yanmar Four Cylinder Liquid Cooled Turbo-Charged Diesel Engine Displacement (122 Cu. In.) Dual Element Air Cleaner Air Restriction Indicator 55 AMP Automotive Alternator 22 U.S. Gallon Fuel Capacity Two Pedal Hydrostatic Foot Control Hydrostatic Power Steering Hydrostatic Transmission Two Speed Transaxle Hydrostatic Four Wheel Drive On-Demand or Full-time Mechanical Rear Wheel Drive Differential Front Wheel Lock 128 In. Cutting Width Front Head Light 26x12-12 In. 6PR Drive Tires 18x9.5-8 In. 6PR Steering Tires Electronic Cruise Control Radiator/Oil Cooler	Individual Turn Assist Brakes Wet Disk Brakes Master Stop Brake 7-Gauge Fabricated Steel Mower Decks Hydraulic Deck Drive Belt Drive Blades Center Deck (1) 62 In. Commercial Rear Discharge, Three Blade, Center Mower Deck 70-Degree Rotate for Service (2) 42 In. Commercial Rear Discharge, Two Blade, Wing Mower Decks 90-Degree Rotate for Service Side Wing Decks Run Flat Deck Caster Tires Impact Absorbing Wing Decks Hourmeter Fuel Gauge Tilt Steering Wheel Operator Presence System	Engine Heater Light Engine Coolant Temperature Light Low Oil Pressure Warning Light Battery Discharge Light Water Temperature Gauge Air Ride Suspension Seat with Backangle Adjustment, Armrests, and Seat Belt Four-Post ROPS(Roll- Over Protective Structure) with Canopy Meets ISO21299 Cup Holder
--	---	--

CODE	ATTACHMENT IDENTIFIER	DESCRIPTION	SUGGESTED LIST PRICE USD (\$)
------	--------------------------	-------------	-------------------------------------

Select One Code From Each Required Category

BASE MACHINE

F.O.B. Raleigh, North Carolina

0704TC	1600 Turbo Series II Commercial Wide Area Mower with 4-Post ROPS Canopy	66,021.00
--------	---	-----------

ATTACHMENTS FOR FIELD CONVERSION

TCA19918	Engine: B20 Biodiesel Conversion Kit	See Parts
TCB11580	Miscellaneous: Breakaway Beacon Light Kit <i>Applicable with serial numbers starting with 090001.</i>	554.26
TCB11701	Road Light Kit <i>Requires TCB11581 Work Light Kit. Kit Includes Two Combination Turn Signals/Warning Flashers/Taillights, Mounting Brackets, Wiring Harness and Turn Signal Switch. Applicable for serial numbers starting with 090001.</i>	695.50
TCA13825	Slow Moving Vehicle Sign Kit	See Parts
TCB11581	Work Light Kit <i>Kit Includes Four Lights, Mounting Brackets, Wiring Harness and On/Off Switch. Applicable for serial numbers starting with 090001 The model year 2010 and earlier, wiring harness part number TCA13797 is not part of this kit and must be ordered separately.</i>	480.43
TCA20363	Mower Deck and Mower Deck Attachments: Semi pneumatic caster tire	See Parts

JOHN DEERE COMMERCIAL PRODUCTS
COMMERCIAL WIDE AREA MOWERS & EQUIPMENT

1600 Turbo Series II Commercial Wide Area Mower with 4-Post ROPS Canopy
Continued

CODE	ATTACHMENT IDENTIFIER	DESCRIPTION	SUGGESTED LIST PRICE USD (\$)
		ATTACHMENTS FOR FIELD CONVERSION Continued...	
	TCB10507	Tricycler Mulching Kit <i>Includes Mulch Blades, Baffles and Deflector Shields For Center and Wing Mower Decks. Applicable for serial numbers below ITC1600TPBT100007. The model year 2011 and earlier.</i>	522.16
	BTC10335	Tricycler Mulching Kit <i>Applicable for serial numbers starting with ITC1600TPBT100007 and higher. The model year 2012 and later.</i>	522.16

JOHN DEERE COMMERCIAL PRODUCTS
COMMERCIAL WIDE AREA MOWERS & EQUIPMENT

1600 Turbo Series II Commercial Wide Area Mower With 2 Post Folding ROPS
Equipment for Base Machine

57.3 Gross (55.3Net) HP Yanmar Four Cylinder Liquid Cooled 57.3 Turbo-Charged Diesel Engine Displacement (122 Cu. In.) Dual Element Air Cleaner Air Restriction Indicator 55 AMP Automotive Alternator 22 U.S. Gallon Fuel Capacity Two Pedal Hydrostatic Foot Control Hydrostatic Power Steering Hydrostatic Transmission Two Speed Transaxle Hydrostatic Four Wheel Drive On-Demand or Full-time Mechanical Rear Wheel Drive Differential Front Wheel Lock 128 In. Cutting Width Front Head Light 26x12-12 In. 6PR Drive Tires 18x9.5-8 In. 6PR Steering Tires	Electronic Cruise Control Radiator/Oil Cooler Individual Turn Assist Brakes Wet Disk Brakes Master Stop Brake 7-Gauge Fabricated Steel Mower Decks Hydraulic Deck Drive Belt Drive Blades Center Deck (1) 62 In. Commercial Rear Discharge, Three Blade, Center Mower Deck 70-Degree Rotate for Service (2) 42 In. Commercial Rear Discharge, Two Blade, Wing Mower Decks 90-Degree Rotate for Service Side Wing Decks Run Flat Deck Caster Tires Impact Absorbing Wing Decks Hourmeter Fuel Gauge Tilt Steering Wheel	Operator Presence System Engine Heater Light Engine Coolant Temperature Light Low Oil Pressure Warning Light Battery Discharge Light Water Temperature Gauge Air Ride Suspension Seat With Backangle Adjustment, Armrests, and Seat Belt Folding Two-Post ROPS (Roll- Over Protective Structure) Meets ISO21299 Cup Holder
---	--	---

CODE	ATTACHMENT IDENTIFIER	DESCRIPTION	SUGGESTED LIST PRICE USD (\$)
------	--------------------------	-------------	-------------------------------------

Select One Code From Each Required Category

BASE MACHINE

F.O.B. Raleigh, North Carolina

0703TC	1600 Turbo Series II Commercial Wide Area Mower With 2 Post Folding ROPS	64,360.00
--------	--	-----------

ATTACHMENTS FOR FIELD CONVERSION

TCB11580	Miscellaneous: Breakaway Beacon Light Kit <i>Applicable with serial numbers starting with 090001.</i>	554.26
TCB11701	Road Light Kit <i>Requires TCB11581 Work Light Kit. Kit Includes Two Combination Turn Signals/Warning Flashers/Taillights, Mounting Brackets, Wiring Harness and Turn Signal Switch. Applicable for serial numbers starting with 090001.</i>	695.50
TCA13825	Slow Moving Vehicle Sign Kit	See Parts
TCB11581	Work Light Kit <i>Kit Includes Four Lights, Mounting Brackets, Wiring Harness and On/Off Switch. Applicable for serial numbers starting with 090001 The model year 2010 and earlier, wiring harness part number TCA13797 is not part of this kit and must be ordered separately.</i>	480.43
TCA20363	Mower Deck and Mower Deck Attachments: Semi pneumatic caster tire	See Parts

JOHN DEERE COMMERCIAL PRODUCTS
COMMERCIAL WIDE AREA MOWERS & EQUIPMENT

1600 Turbo Series II Commercial Wide Area Mower With 2 Post Folding ROPS

Continued

CODE	ATTACHMENT IDENTIFIER	DESCRIPTION	SUGGESTED LIST PRICE USD (\$)
		ATTACHMENTS FOR FIELD CONVERSION Continued...	
	TCB10507	Tricycler Mulching Kit <i>Includes Mulch Blades, Baffles and Deflector Shields For Center and Wing Mower Decks. Applicable for serial numbers below ITC1600TPBT100007. The model year 2011 and earlier.</i>	522.16
	BTC10335	Tricycler Mulching Kit <i>Applicable for serial numbers starting with ITC1600TPBT100007 and higher. The model year 2012 and later.</i>	522.16

JOHN DEERE COMMERCIAL PRODUCTS

COMPACT UTILITY TRACTORS

(MY2013) 1025R Sub-Compact Utility Tractor (18 PTO hp) Equipment for Base Machine

ENGINE:
Yanmar 3 Cylinder Liquid
Cooled Diesel Engine
Tier IV EPA Emissions
Certified
Engine HP 24.2 (17.8 kW), PS
PTO HP 18.0 (13.4 kW)
Rated Speed 3200 RPM
Indirect Fuel Injection
Auto Bleed Fuel System
Glow Plug Cold Starting Aid
Anti-Freeze
Dry Type Air Cleaner With
Safety Element
Fully Enclosed Engine and
Muffler With Horizontal
Exhaust
5.6 Gallon Fuel Tank
Capacity (21.2 L)
Hand Throttle
Key Engine Shut Off

TRANSMISSION:
Hydrostatic Transmission:
Infinitely Variable - 2 Speed
Transaxle
2-Pedal Foot Operated Speed
and Direction Control
Differential Lock
Cruise Control

FRONT/REAR AXLE:
Flanged Rear Axle
Spur Gear Final Drive
4WD

STEERING AND BRAKES:
Hydrostatic Power Steering
Tilt Steering
Wheel Brakes
Park Brake
Wet Disk Brakes

HYDRAULICS:
Open Center Hydraulic System
Hydraulic Pump - Total Flow

6.3 GPM (24 L/min) with
Filter
Working Pressure (2000 PSI)
Dual Mid SCV Standard

PTO:
Hydrostatic Model:
Mid PTO Standard Equipment
Independent Mid and Rear PTO
540-RPM Rear PTO
Hydraulic PTO Clutch
PTO Brake
Separate or Simultaneous
Operation of Mid and
Rear PTO
Flip Up PTO Shield

**ROCKSHAFT, 3-PT. HITCH,
AND HITCH PLATE:**
Rockshaft
Limited Category 1, 3-Pt.
Position Control Hitch
Rate of Drop/Stop Valve
Hitch Plate

INSTRUMENTATION:
Fuel Gauge
Tachometer/Hour Meter
Oil Pressure Indicator Light
Coolant Temperature Light
Alternator Indicator Light
Flashing Warning Light
Indicator

ELECTRICAL:
12-Volt Electrical System
Wet Battery With 500
Cold Cranking Amps
40 Amp Alternator
Key Ignition Starter With
Neutral Start Switch

LIGHTS:
Two Front Halogen Head Lights
Two Flashing Warning Lights
Two Fender Lights

**OPERATOR PROTECTIVE
STRUCTURE:**
Folding ROPS (Roll-Over
Protective Structure)
** Meets SAE J2194 and OSHA
1928 ROPS Certification
Standards
Deluxe Cushion Seat With
Seat Belt
Operator Presence System

MISCELLANEOUS:
SMV Emblem
Front Weight Bracket
Tilt-Up Hood
Cupholder - Left Console
Mower Deck Height Adjustment
Tool Box
12V Outlet
Floor Mat

BASE MACHINE (4WD):
Engage on the go 4WD
Two - Steel Wheels With
26x12-12 4PR (R4)
Rear Tires
Two - Steel Wheels With
18x8.50-10 4PR (R4)
Front Tires

Interim Tier IV EPA Emissions
Certified Engine HP 25.2
(18.5 kW), PS PTO HP 18.0
(13.4 kW) Rated Speed 3200
RPM

CODE	ATTACHMENT IDENTIFIER	DESCRIPTION	SUGGESTED LIST PRICE USD (\$)
------	--------------------------	-------------	-------------------------------------

Select One Code From Each Required Category

BASE MACHINE

F.O.B. Grovetown, Georgia

0284LV	(MY2013) 1025R Sub-Compact Utility Tractor (18 PTO hp)	13,361.00
--------	--	-----------

OPERATORS MANUAL

0409	English North American Operator's Manual and Decal Kit	In Base Price
0437	Spanish North American Operator's Manual and Decal Kit	Same Price

REAR WHEELS WITH TIRES (TWO)

JOHN DEERE COMMERCIAL PRODUCTS
COMPACT UTILITY TRACTORS

(MY2013) 1025R Sub-Compact Utility Tractor (18 PTO hp)

Continued

CODE	ATTACHMENT IDENTIFIER	DESCRIPTION	SUGGESTED LIST PRICE USD (\$)
REAR WHEELS WITH TIRES (TWO) Continued...			
5203		26X12-12 4 PR Rear R3 Turf Bias	Same Price
5204		26X12-12 4PR Rear R4 Ind Bias	In Base Price
FRONT WHEELS WITH TIRES (TWO)			
6203		18X8.50-10 4 PR Front R3 Turf Bias	Same Price
6204		18X8.50-10 4PR Front R4 Ind Bias	In Base Price
ATTACHMENTS FOR FIELD CONVERSION			
Engine:			
AM134805		Engine Block Heater Adapter	See Parts
AR87167		Engine Coolant Heater (110 Volt) <i>Requires AM134805 Engine Block Heater Adapter.</i>	See Parts
AM108146		Spark Arrester Screen for Muffler	See Parts
Hitch:			
LVU12858		iMatch Quick Hitch Bushings	See Parts
LVB25255		iMatch Quick Hitch Category 1 <i>Bushings NOT included. Orderable through parts (LVU15507).</i>	315.70
LVB25976		iMatch Quick Hitch Category 1 with adjustable top hook	350.90
Hood Guards:			
BW15901		Deluxe Hood Guard (1023E, 1025R & 1026R Tractors) <i>Standard on H120 Loaders.</i>	226.60
BW15900		Hood Guard - (1023E, 1025R & 1026R Tractors) <i>Standard on D120 Loaders.</i>	203.57
Hydraulics:			
LVB25956		Power Beyond Kit <i>Includes Rear Mounted Hydraulic Couplers and Hose.</i>	169.40
LVB25837		Rear Hydraulic Kit <i>Not compatible with LVB25956 (Power Beyond Kit) or LVB25838 (Third SCV Kit).</i>	298.10
LVB25838		Third Selective Control Valve Kit <i>Not compatible with LVB25956 (Power Beyond Kit).</i>	660.00
Lighting:			
LVB25547		Auxiliary Rear Work Light Kit (1 Light) <i>Includes Wiring Harness. Not Compatible with Forward Lighting Kit (LVB25546). Not for use with Cab Tractors.</i>	62.70
LVB25546		Forward Lighting Kit (2 Lights) <i>Requires Light Brush Guard Kit LVB25016. Cannot be used with Rear Work Lighting Kit (LVB25547) at the same time.</i>	95.70
BLV10319		Warning Light Brush Guard Kit (Two Guards)	49.50
Miscellaneous:			
LVB26110		Loader Mount Toolbox Kit	63.80

JOHN DEERE COMMERCIAL PRODUCTS
COMPACT UTILITY TRACTORS

(MY2013) 1025R Sub-Compact Utility Tractor (18 PTO hp)

Continued

CODE	ATTACHMENT IDENTIFIER	DESCRIPTION	SUGGESTED LIST PRICE USD (\$)
		ATTACHMENTS FOR FIELD CONVERSION Continued...	
		Operator Environment:	
	TY25324	Weather Protection Umbrella	See Parts
		Order Zone:	
		<i>For ordering and pricing information on the below product, Dealers can refer to the John Deere Order Zone site via the Pathways Home Page, then "Sales" then "John Deere Licensed Products" then "Order Zone GenII". Customers must contact your local JD Dealer.</i>	
	720969235	3-Point Hitch Tractor Receiver Hitch	In Catalog
	312012523	ABS Plastic Canopy	In Catalog
		Seats / Wheels / Tires:	
	TY15958	Tire Chains (Pair) for 26x12-12 Tires	See Parts
		Spanish North American Kit:	
	LVB26209	Spanish North American Owner's Manual and Decal Kit	119.90
		Weights:	
	BM17972	50 Lb. Cast Iron Wheel Weight (1)	128.40
	BM17976	50 Lb. Wheel Weight, Rear Plastic (1) with Mounting Hardware	66.34
	BM17973	72 Lb. Cast Iron Starter Wheel Weight (1)	181.90
	LVB25363	Front Weight Bracket Extension Kit (1023E, 1025R, 1026R, 2305, 2025R, 2320, 2520) <i>Includes Extension Bracket and Hardware (Including Rod and Spring Pins) to hold up to seven Quik-Tatch Weights.</i>	210.10
	BM18101	Mounting Hardware (1) for Attaching 72 Lb. Starter Weight and (2) 50 Lb. Cast Iron Weights on 26 In. Tire	28.89
	BM18089	Mounting Hardware (1) for Attaching 72 Lb. Starter Weight on 26x12-12 Tire	21.40
	BM17977	Mounting Hardware (1) for Attaching Two 50 lb. Weights to 23 In., 24 In. or 26 In. Tires	20.33
	R66949	Quik-Tatch Weight, 42 Lb. <i>Requires (1)M128726 Rod, and (2)A15147 Spring Clips.</i>	62.06
		Wheels and Tires Front:	
	LVB25848	Two Steel Wheels with 18L-18.5-10 In. 4PR Industrial (R4) Front Tires	311.30
	LVB25850	Two Steel Wheels with 18L-8.5-10 In. 4PR Turf (R3) Front Tires	295.90
		Wheels and Tires Rear:	
	LVB25849	Two Steel Wheels with 26x12.00-12 In. 4PR (R3) Turf Tires	657.80
	LVB25847	Two Steel Wheels with 26x12.00-12 In. 4PR (R4) Rear Tires	677.60

EXTENDED WARRANTY - RESIDENTIAL OWNERS/USE

Visit <http://www.JohnDeere.com/ServicePlans> for more information on John Deere Service Contracts. May not be Available in Parts of the U.S., Not Available in Canada. Price may vary due to driving distance and/or time from machine to dealership location.

JOHN DEERE COMMERCIAL PRODUCTS
COMPACT UTILITY TRACTORS

(MY2013) 1025R Sub-Compact Utility Tractor (18 PTO hp)

Continued

JOHN DEERE COMMERCIAL PRODUCTS

COMPACT UTILITY TRACTORS

(MY2013) 1025R TLB Sub-Compact Utility Tractor (18 PTO hp) Equipment for Base Machine

ENGINE:

Yanmar 3 Cylinder Liquid
Cooled Diesel Engine
Tier IV EPA Emissions
Certified
Engine HP 24.2 (17.8 kW), PS
PTO HP 18.0 (13.4 kW)
Rated Speed 3200 RPM
Indirect Fuel Injection
Auto Bleed Fuel System
Glow Plug Cold Starting Aid
Anti-Freeze
Dry Type Air Cleaner With
Safety Element
Fully Enclosed Engine and
Muffler With Horizontal
Exhaust
5.6 Gallon Fuel Tank
Capacity (21.2 L)
Hand Throttle
Key Engine Shut Off

TRANSMISSION:

Hydrostatic Transmission:
Infinitely Variable - 2 Speed
Transaxle
2-Pedal Foot Operated Speed
and Direction Control
Differential Lock
Cruise Control

FRONT/REAR AXLE:

Flanged Rear Axle
Spur Gear Final Drive
4WD

STEERING AND BRAKES:

Hydrostatic Power Steering
Tilt Steering
Wheel Brakes
Park Brake
Wet Disk Brakes

HYDRAULICS:

Open Center Hydraulic System
Hydraulic Pump - Total Flow
6.3 GPM (24 L/min) with
Filter
Working Pressure (2000 PSI)
Dual Mid SCV Standard

PTO:

Hydrostatic Model:
Mid PTO Standard Equipment
Independent Mid and Rear PTO
540-RPM Rear PTO

Hydraulic PTO Clutch

PTO Brake
Separate or Simultaneous
Operation of Mid and
Rear PTO
Flip Up PTO Shield

ROCKSHAFT, 3-PT. HITCH,
AND HITCH PLATE:
Rockshaft
Limited Category 1, 3-Pt.
Position Control Hitch
Rate of Drop/Stop Valve
Hitch Plate

INSTRUMENTATION:

Fuel Gauge
Tachometer/Hour Meter
Oil Pressure Indicator Light
Coolant Temperature Light
Alternator Indicator Light
Flashing Warning Light
Indicator

ELECTRICAL:

12-Volt Electrical System
Wet Battery With 500
Cold Cranking Amps
40 Amp Alternator
Key Ignition Starter With
Neutral Start Switch

LIGHTS:

Two Front Halogen Head Lights
Two Flashing Warning Lights
Two Fender Lights

OPERATOR PROTECTIVE

STRUCTURE:
Folding ROPS (Roll-Over
Protective Structure)
** Meets SAE J2194 and OSHA
1928 ROPS Certification
Standards
Deluxe Cushion Seat With
Seat Belt
Operator Presence System

MISCELLANEOUS:

SMV Emblem
Front Weight Bracket
Tilt-Up Hood
Cupholder - Left Console
Mower Deck Height Adjustment
Tool Box
12V Outlet

Floor Mat

BASE MACHINE (4WD):
Engage on the go 4WD
Two - Steel Wheels With
26x12-12 4PR (R4)
Rear Tires
Two - Steel Wheels With
18x8.50-10 4PR (R4)
Front Tires

Interim Tier IV EPA Emissions
Certified Engine HP 25.2
(18.5 kW), PS PTO HP 18.0
(13.4 kW) Rated Speed 3200
RPM

LOADER:

49 In. (1250 mm) Quick Change
Materials Bucket
Quick Change Attachment Carrier
Quik-Park Loader Mounting System
Mounting Frame for 1023E and
1026R Series Tractors
Deluxe Hood Guard
Mechanical Bucket Level
Indicator
Oil Line Cover

BACKHOE:

6 ft. 2 In. (1.89 m) Digging
Depth
One Double Acting Swing
Cylinder
150 Degree Swing
Narrow Control Console
Two Lever Control
Six Spool Control Valve
Hydraulics
12 In. Bucket
Swivel Seat Bracket
Transport Locking Pins
Hydraulic Stabilizers
Subframe Mounting and
Power Beyond Hydraulics

CODE	ATTACHMENT IDENTIFIER	DESCRIPTION	SUGGESTED LIST PRICE USD (\$)
------	--------------------------	-------------	-------------------------------------

Select One Code From Each Required Category

BASE MACHINE

F.O.B. Grovetown, Georgia

0283LV

(MY2013) 1025R TLB Sub-Compact Utility Tractor (18 PTO hp)
Base Machine Suggested List Price Does Include:

22,348.00

JOHN DEERE COMMERCIAL PRODUCTS
COMPACT UTILITY TRACTORS

(MY2013) 1025R TLB Sub-Compact Utility Tractor (18 PTO hp)

Continued

CODE	ATTACHMENT IDENTIFIER	DESCRIPTION	SUGGESTED LIST PRICE USD (\$)
		BASE MACHINE Continued... - H120 NSL Loader - 260 Backhoe(with 12" Backhoe Bucket) - Installation Charge of \$535 USD. - Three-point hitch WILL be included and arrive with the tractor in a box attached to the backhoe.	
OPERATORS MANUAL			
0409		English North American Operator's Manual and Decal Kit	In Base Price
0437		Spanish North American Operator's Manual and Decal Kit	Same Price
REAR WHEELS WITH TIRES (TWO)			
5203		26X12-12 4 PR Rear R3 Turf Bias	Same Price
5204		26X12-12 4PR Rear R4 Ind Bias	In Base Price
FRONT WHEELS WITH TIRES (TWO)			
6203		18X8.50-10 4 PR Front R3 Turf Bias	Same Price
6204		18X8.50-10 4PR Front R4 Ind Bias	In Base Price
ATTACHMENTS FOR FIELD CONVERSION			
		Buckets:	
BW14144		49 In. (1250mm) Loader Materials Bucket - Quik Change	723.80
BW15896		49 in. (1250mm) Materials Bucket - Pin ON	671.00
BW14145		53 In. (1350mm) Loader Materials Bucket - Quik Change	785.40
BW14146		61 In. (1550mm) Loader Materials Bucket - Quik Change	823.90
LVB24975		8 In. Backhoe Bucket (0.63 Cu. Ft.)	365.20
		Engine:	
AM134805		Engine Block Heater Adapter	See Parts
AR87167		Engine Coolant Heater (110 Volt) <i>Requires AM134805 Engine Block Heater Adapter.</i>	See Parts
AM108146		Spark Arrester Screen for Muffler	See Parts
		Hitch:	
LVU12858		iMatch Quick Hitch Bushings	See Parts
LVB25255		iMatch Quick Hitch Category 1 <i>Bushings NOT included. Orderable through parts (LVU15507).</i>	315.70
LVB25976		iMatch Quick Hitch Category 1 with adjustable top hook	350.90
		Lighting:	
LVB25547		Auxiliary Rear Work Light Kit (1 Light) <i>Includes Wiring Harness. Not Compatible with Forward Lighting Kit (LVB25546). Not for use with Cab Tractors.</i>	62.70

JOHN DEERE COMMERCIAL PRODUCTS
COMPACT UTILITY TRACTORS

(MY2013) 1025R TLB Sub-Compact Utility Tractor (18 PTO hp)

Continued

CODE	ATTACHMENT IDENTIFIER	DESCRIPTION	SUGGESTED LIST PRICE USD (\$)
		ATTACHMENTS FOR FIELD CONVERSION Continued...	
	LVB25546	Forward Lighting Kit (2 Lights) <i>Requires Light Brush Guard Kit LBV25016. Cannot be used with Rear Work Lighting Kit (LVB25547) at the same time.</i>	95.70
	BLV10319	Warning Light Brush Guard Kit (Two Guards)	49.50
	BW15476	Miscellaneous: Bucket Level Indicator	60.50
	LVB26110	Loader Mount Toolbox Kit	63.80
	TY25324	Operator Environment: Weather Protection Umbrella	See Parts
		Order Zone: <i>For ordering and pricing information on the below product, Dealers can refer to the John Deere Order Zone site via the Pathways Home Page, then "Sales" then "John Deere Licensed Products" then "Order Zone GenII". Customers must contact your local JD Dealer.</i>	
	312012523	ABS Plastic Canopy	In Catalog
	TY15958	Seats / Wheels / Tires: Tire Chains (Pair) for 26x12-12 Tires	See Parts
	LVB26209	Spanish North American Kit: Spanish North American Owner's Manual and Decal Kit	119.90
	BM17972	Weights: 50 Lb. Cast Iron Wheel Weight (1)	128.40
	BM17976	50 Lb. Wheel Weight, Rear Plastic (1) with Mounting Hardware	66.34
	BM17973	72 Lb. Cast Iron Starter Wheel Weight (1)	181.90
	LVB25363	Front Weight Bracket Extension Kit (1023E, 1025R, 1026R, 2305, 2025R, 2320, 2520) <i>Includes Extension Bracket and Hardware (Including Rod and Spring Pins) to hold up to seven Quik-Tatch Weights.</i>	210.10
	BM18101	Mounting Hardware (1) for Attaching 72 Lb. Starter Weight and (2) 50 Lb. Cast Iron Weights on 26 In. Tire	28.89
	BM18089	Mounting Hardware (1) for Attaching 72 Lb. Starter Weight on 26x12-12 Tire	21.40
	BM17977	Mounting Hardware (1) for Attaching Two 50 lb. Weights to 23 In., 24 In. or 26 In. Tires	20.33
	R66949	Quik-Tatch Weight, 42 Lb. <i>Requires (1)M128726 Rod, and (2)A15147 Spring Clips.</i>	62.06
	LVB25848	Wheels and Tires Front: Two Steel Wheels with 18L-18.5-10 In. 4PR Industrial (R4) Front Tires	311.30
	LVB25850	Two Steel Wheels with 18L-8.5-10 In. 4PR Turf (R3) Front Tires	295.90
	LVB25849	Wheels and Tires Rear: Two Steel Wheels with 26x12.00-12 In. 4PR (R3) Turf Tires	657.80

JOHN DEERE COMMERCIAL PRODUCTS
COMPACT UTILITY TRACTORS

(MY2013) 1025R TLB Sub-Compact Utility Tractor (18 PTO hp)
Continued

CODE	ATTACHMENT IDENTIFIER	DESCRIPTION	SUGGESTED LIST PRICE USD (\$)
		ATTACHMENTS FOR FIELD CONVERSION Continued...	
	LVB25847	Two Steel Wheels with 26x12.00-12 In. 4PR (R4) Rear Tires	677.60

EXTENDED WARRANTY - RESIDENTIAL OWNERS/USE

Visit <http://www.JohnDeere.com/ServicePlans> for more information on John Deere Service Contracts. May not be Available in Parts of the U.S., Not Available in Canada. Price may vary due to driving distance and/or time from machine to dealership location.

JOHN DEERE COMMERCIAL PRODUCTS

COMPACT UTILITY TRACTORS

1023E Tractor Equipment for Base Machine

ENGINE:	Hydraulic Pump - Total Flow	Two Front Halogen Head Lights
Yanmar 3 Cylinder Liquid	6.3 GPM (24 L/min) with	Two Flashing Warning Lights
Cooled Diesel Engine	Filter	OPERATOR PROTECTIVE
Interim Tier IV EPA Emissions	Working Pressure (2000 PSI)	STRUCTURE:
Certified	Dual Mid SCV Standard	Folding ROPS (Roll-Over
Engine HP 22.4 (16.5 kW), PS	PTO:	Protective Structure)
PTO HP 15.3 (11.4 kW)	Hydrostatic Model:	** Meets SAE J2194 and OSHA
Rated Speed 3200 RPM	Mid PTO Standard Equipment	1928 ROPS Certification
Indirect Fuel Injection	Independent Mid and Rear PTO	Standards
Auto Bleed Fuel System	540-RPM Rear PTO	Seat Belt
Glow Plug Cold Starting Aid	Hydraulic PTO Clutch	Operator Presence System
Anti-Freeze	PTO Brake	MISCELLANEOUS:
Dry Type Air Cleaner With	Separate or Simultaneous	SMV Emblem
Safety Element	Operation of Mid and	Front Weight Bracket
Fully Enclosed Engine and	Rear PTO	Tilt-Up Hood
Muffler With Horizontal	Flip Up PTO Shield	Cupholder - Left Console
Exhaust	ROCKSHAFT, 3-PT. HITCH,	Mower Deck Height Adjustment
5.6 Gallon Fuel Tank	AND HITCH PLATE:	BASE MACHINE (4WD):
Capacity (21.2 L)	Rockshaft	Engage on the go 4WD
Hand Throttle	Limited Category 1, 3-Pt.	Two - Steel Wheels With
Key Engine Shut Off	Hitch	26x12-12 4PR (R4)
TRANSMISSION:	Rate of Drop/Stop Valve	Rear Tires
Hydrostatic Transmission:	Hitch Plate	Two - Steel Wheels With
Infinitely Variable - 2 Speed	INSTRUMENTATION:	18x8.50-10 4PR (R4)
Transaxle	Fuel Gauge	Front Tires
Twin Touch Pedals	Tachometer/Hour Meter	Interim Tier IV EPA Emissions
and Direction Control	Oil Pressure Indicator Light	Certified Engine HP 22.4
Differential Lock	Coolant Temperature Light	(16.5 kW), PS PTO HP 15.3
FRONT/REAR AXLE:	Alternator Indicator Light	(11.4 kW) Rated Speed 3200
Flanged Rear Axle	Flashing Warning Light	RPM
Spur Gear Final Drive	Indicator	
4WD	ELECTRICAL:	
STEERING AND BRAKES:	12-Volt Electrical System	
Hydrostatic Power Steering	Wet Battery With 500	
Wheel Brakes	Cold Cranking Amps	
Park Brake	40 Amp Alternator	
Wet Disk Brakes	Key Ignition Starter With	
HYDRAULICS:	Neutral Start Switch	
Open Center Hydraulic System	LIGHTS:	

CODE	ATTACHMENT IDENTIFIER	DESCRIPTION	SUGGESTED LIST PRICE USD (\$)
Select One Code From Each Required Category			
BASE MACHINE			
<i>F.O.B. Grovetown, Georgia</i>			
0250LV		1023E Tractor	11,296.00
WHEELS WITH TIRES (TWO)			
4300		18X8.50-10 4 PR Front R3 Turf Tire 26X12-12 4 PR Rear R3 Turf Tire	Same Price
4400		18X8.50-10 4PR Front R4 Ind Bias 26X12-12 4PR Rear R4 Ind Bias	In Base Price
ATTACHMENTS - ORDER AS DESIRED			
9800		Spanish North American Kit: Spanish North American Operator's Manual and Decal Kit	No Charge

JOHN DEERE COMMERCIAL PRODUCTS
COMPACT UTILITY TRACTORS

1023E Tractor
Continued

CODE	ATTACHMENT IDENTIFIER	DESCRIPTION	SUGGESTED LIST PRICE USD (\$)
ATTACHMENTS FOR FIELD CONVERSION			
		Engine:	
	MIA881629	Engine Block Heater Adapter	See Parts
	AR87167	Engine Coolant Heater (110 Volt) <i>Requires MIA881629 Engine Block Heater Adapter and 57M9425 P-clamp.</i>	See Parts
	AM108146	Spark Arrester Screen for Muffler	See Parts
		Hitch:	
	LVU12858	iMatch Quick Hitch Bushings	See Parts
	LVB25255	iMatch Quick Hitch Category 1 <i>Bushings NOT included. Orderable through parts (LVU15507).</i>	315.70
	LVB25976	iMatch Quick Hitch Category 1 with adjustable top hook	350.90
		Hood Guards:	
	BW15901	Deluxe Hood Guard (1023E, 1025R & 1026R Tractors) <i>Standard on H120 Loaders.</i>	226.60
	BW15900	Hood Guard - (1023E, 1025R & 1026R Tractors) <i>Standard on D120 Loaders.</i>	203.57
		Hydraulics:	
	LVB25956	Power Beyond Kit <i>Includes Rear Mounted Hydraulic Couplers and Hose.</i>	169.40
	LVB25837	Rear Hydraulic Kit <i>Not compatible with LVB25956 (Power Beyond Kit) or LVB25838 (Third SCV Kit).</i>	298.10
	LVB25838	Third Selective Control Valve Kit <i>Not compatible with LVB25956 (Power Beyond Kit).</i>	660.00
		Lighting:	
	LVB25547	Auxiliary Rear Work Light Kit (1 Light) <i>Includes Wiring Harness. Not Compatible with Forward Lighting Kit (LVB25546). Not for use with Cab Tractors.</i>	62.70
	LVB25546	Forward Lighting Kit (2 Lights) <i>Requires Light Brush Guard Kit LVB25016 and Lighting Kit Harness LVB26026. Can be used with Rear Work Lighting Kit (LVB25547) at the same time.</i>	95.70
	LVB26026	Rear Work Light Harness Kit <i>Required to use with Rear Work Light LVB25547.</i>	22.00
	LVB25016	Warning Light Brush Guard Kit (Two Guards)	49.50
		Miscellaneous:	
	LVB26110	Loader Mount Toolbox Kit	63.80
		Operator Environment:	
	TY25324	Weather Protection Umbrella	See Parts

JOHN DEERE COMMERCIAL PRODUCTS

COMPACT UTILITY TRACTORS

1023E Tractor

Continued

CODE	ATTACHMENT IDENTIFIER	DESCRIPTION	SUGGESTED LIST PRICE USD (\$)
ATTACHMENTS FOR FIELD CONVERSION Continued...			
Order Zone:			
<i>For ordering and pricing information on the below product, Dealers can refer to the John Deere Order Zone site via the Pathways Home Page, then "Sales" then "John Deere Licensed Products" then "Order Zone GenII". Customers must contact your local JD Dealer.</i>			
	720969235	3-Point Hitch Tractor Receiver Hitch	In Catalog
	312012523	ABS Plastic Canopy	In Catalog
Seats / Wheels / Tires:			
	TY15958	Tire Chains (Pair) for 26x12-12 Tires	See Parts
Spanish North American Kit:			
	LVB26209	Spanish North American Owner's Manual and Decal Kit	119.90
Weights:			
	BM17972	50 Lb. Cast Iron Wheel Weight (1)	128.40
	BM17976	50 Lb. Wheel Weight, Rear Plastic (1) with Mounting Hardware	66.34
	BM17973	72 Lb. Cast Iron Starter Wheel Weight (1)	181.90
	LVB25363	Front Weight Bracket Extension Kit (1023E, 1025R, 1026R, 2305, 2025R, 2320, 2520)	210.10
	BM18101	Mounting Hardware (1) for Attaching 72 Lb. Starter Weight and (2) 50 Lb. Cast Iron Weights on 26 In. Tire	28.89
	BM18089	Mounting Hardware (1) for Attaching 72 Lb. Starter Weight on 26x12-12 Tire	21.40
	BM17977	Mounting Hardware (1) for Attaching Two 50 lb. Weights to 23 In., 24 In. or 26 In. Tires	20.33
	R66949	Quik-Tatch Weight, 42 Lb. <i>Requires (1)M128726 Rod, and (2)A15147 Spring Clips.</i>	62.06
Wheels and Tires Front:			
	LVB25848	Two Steel Wheels with 18L-18.5-10 In. 4PR Industrial (R4) Front Tires	311.30
	LVB25850	Two Steel Wheels with 18L-8.5-10 In. 4PR Turf (R3) Front Tires	295.90
Wheels and Tires Rear:			
	LVB25849	Two Steel Wheels with 26x12.00-12 In. 4PR (R3) Turf Tires	657.80
	LVB25847	Two Steel Wheels with 26x12.00-12 In. 4PR (R4) Rear Tires	677.60

EXTENDED WARRANTY - RESIDENTIAL OWNERS/USE

Visit <http://www.JohnDeere.com/ServicePlans> for more information on John Deere Service Contracts. May not be Available in Parts of the U.S., Not Available in Canada. Price may vary due to driving distance and/or time from machine to dealership location.

JOHN DEERE COMMERCIAL PRODUCTS

COMPACT UTILITY TRACTORS

(MY2013) 2025R Compact Utility Tractor (18 PTO hp) Equipment for Base Machine

ENGINE: Yanmar 3 Cylinder Liquid Cooled Diesel Engine Tier IV EPA Emissions Certified Engine HP 24.2 (17.8 kW)** PTO HP 18.0 (13.4 kW) Rated Speed 3000 RPM **Manufacturer's Estimate of Power (ISO) per 97/68/EC 68 Cu. In. Displacement (1.115 L) Indirect Fuel Injection Auto Bleed Fuel System Glow Plug Cold Starting Aid Anti-Freeze Dry Type Air Cleaner With Safety Element Fully Enclosed Engine and Muffler With Horizontal Exhaust 6.1 Gallon Fuel Tank Capacity (23.0 L) Hand Throttle Key Engine Shut Off	Open Center Hydraulic System Dual Gear Pump - Maximum Total Flow 5.6 GPM (21.2 LPM) Steering Pump 2.2 GPM (8.5 LPM) Implement Pump 3.4 GPM (12.7 LPM) Dual Mid-SCV Standard PTO: Mid PTO Standard Equipment Independent Mid and Rear PTO Mid PTO Brake Rear PTO Brake Separate or Simultaneous Operation of Mid and Rear PTO 540-RPM Rear PTO Hydraulic PTO Clutch ROCKSHAFT, 3-PT. HITCH, AND DRAWBAR: Rockshaft Category 1, 3-Pt. Hitch With Position Control Rate of Drop/Stop Valve Adjustable Drawbar INSTRUMENTATION: Electric Fuel Gauge Tachometer/Hour Meter Oil Pressure Indicator Light Coolant Temperature Light Alternator Indicator Light PTO Engagement Light Park Brake Light Flashing Warning Light Indicator ELECTRICAL: 12-Volt Electrical System Wet Battery With 500 Cold Cranking Amps 20 Amp Alternator	Key Ignition Starter With Neutral Start Switch LIGHTS: Two Front Halogen Head Lights Two Flashing Warning Lights **Turn Signal Indication per Current ASAE Lighting Standard OPERATOR PROTECTIVE STRUCTURE: Folding ROPS (Roll-Over Protective Structure) **Meets ASAE/SAE/OSHA Standard Deluxe Cushion Seat With Seat Belt Isolated Foot Rest Operator Presence System MISCELLANEOUS: SMV Emblem Front Weight Bracket One-piece Hood BASE MACHINE (4WD): Engage on the go 4WD Anti-Wrapping Guard for 4WD Drive Shaft Two - Steel Wheels With 31X13.5-15 4PR (R3) Rear Tires Two - Steel Wheels With 23X8.5-12 4PR (R3) Front Tires
---	---	---

CODE	ATTACHMENT IDENTIFIER	DESCRIPTION	SUGGESTED LIST PRICE USD (\$)
------	-----------------------	-------------	-------------------------------

Select One Code From Each Required Category

BASE MACHINE

F.O.B. Grovetown, Georgia

1510LV	(MY2013) 2025R Compact Utility Tractor (18 PTO hp)	14,345.00
--------	--	-----------

OPERATORS MANUAL

0409	English North American Operator's Manual and Decal Kit	In Base Price
0437	Spanish North American Operator's Manual and Decal Kit	Same Price
0450	Austrailan Operator's Manual and Decal Kit	Same Price

JOHN DEERE COMMERCIAL PRODUCTS
COMPACT UTILITY TRACTORS

(MY2013) 2025R Compact Utility Tractor (18 PTO hp)

Continued

CODE	ATTACHMENT IDENTIFIER	DESCRIPTION	SUGGESTED LIST PRICE USD (\$)
0413		OPERATORS MANUAL Continued... French Canadian Operator's Manual and Decal Kit	Same Price
REAR WHEELS WITH TIRES (TWO)			
<i>All Tires are of Bias Ply Construction</i>			
5205		31X13.5-15 4PR Rear R3 Turf Bias	In Base Price
5206		12-16.5 6PR Rear R4 Ind. Bias	-100.00
FRONT WHEELS WITH TIRES (TWO)			
<i>All Tires are of Bias Ply Construction</i>			
6205		23X8.5-12 4PR Front R3 Turf Bias	In Base Price
6206		23X8.50-12 6PR Front R4 Ind. Bias	88.00
ATTACHMENTS FOR FIELD CONVERSION			
		Engine:	
AM134805		Engine Block Heater Adapter	See Parts
AR87167		Engine Coolant Heater (110 Volt) <i>Requires AM134805 Engine Block Heater Adapter.</i>	See Parts
AM108146		Spark Arrester Screen for Muffler	See Parts
		Fenders:	
LVB25652		Rear FenderExtension Kit	165.00
		Hitch:	
LVU12858		iMatch Quick Hitch Bushings	See Parts
LVB25255		iMatch Quick Hitch Category 1 <i>Bushings NOT included. Orderable through parts (LVU15507).</i>	315.70
LVB25976		iMatch Quick Hitch Category 1 with adjustable top hook	350.90
		Hood Guards:	
BW15217		Hood Guard (2025R, 2210, 2305, 2320)	242.00
		Hydraulics:	
LVB25822		Loader/Mower Mechanical Diverter Valve Kit (2305, 2025R, 2320) <i>Diverter is not compatible with Mechanical Mower Lift system.</i>	409.81
BLV10381		Power Beyond Kit <i>Not Compatible with Third SCV kit BLV10382/LVB26166 Includes Rear Mounted Hydraulic Couplers and Hose for Use with Backhoe on 2025R and 2032R Tractors Equipped with Dual SCV.</i>	455.40
LVB25606		Rear Hydraulic Outlet Kit <i>Routes Dual Mid SCVs to Rear of Tractor</i>	308.00
BLV10382		Third Selective Control Valve Kit Without Detent <i>Not Compatible with but REQUIRES Power Beyond Kit BLV10381/LVB25603. See instruction sheet for details.</i>	836.00

JOHN DEERE COMMERCIAL PRODUCTS
COMPACT UTILITY TRACTORS

(MY2013) 2025R Compact Utility Tractor (18 PTO hp)

Continued

CODE	ATTACHMENT IDENTIFIER	DESCRIPTION	SUGGESTED LIST PRICE USD (\$)
		ATTACHMENTS FOR FIELD CONVERSION Continued...	
		Lighting:	
	LVB25547	Auxiliary Rear Work Light Kit (1 Light) <i>Includes Wiring Harness. Not Compatible with Forward Lighting Kit (LVB25546). Not for use with Cab Tractors.</i>	62.70
	LVB25546	Forward Lighting Kit (2 Lights) <i>Requires Light Brush Guard Kit, LVB25016. Not Compatible with Rear Work Lighting Kit (LVB25547).</i>	95.70
	BLV10319	Warning Light Brush Guard Kit (Two Guards)	49.50
		Miscellaneous:	
	LVB19942	High Capacity Alternator Kit (35 amp)	525.80
	RE19428	Safety Chain Support Kit	See Parts
		Operator Environment:	
	TY25324	Weather Protection Umbrella	See Parts
		Order Zone:	
	720969235	3-Point Hitch Tractor Receiver Hitch	In Catalog
	312012523	ABS Plastic Canopy	In Catalog
	LP95223	Medium Seat Cover	In Catalog
		Spanish North American Kit:	
	LVB25992	Spanish North American Operator's Manual and Decal Kit	97.90
		Transmission:	
	AR94493	Transmission Oil Heater <i>Serial #(H205509 -)</i>	See Parts
		Weights:	
	BM17987	Attaching Hardware for Rear Wheel Weight, 60 Lb.	16.50
	LVB25363	Front Weight Bracket Extension Kit (1023E, 1025R, 1026R, 2305, 2025R, 2320, 2520)	210.10
	R66949	Quik-Tatch Weight, 42 Lb. <i>Requires (1)M128726 Rod, and (4)A15147 Spring Clips.</i>	62.06
	BM17965	Rear Wheel Weight, 60 Lb. <i>Starter and Additional Weight for 15, 16, 16.5 and 17.5-Inch Wheel. Requires BM17987.</i>	140.80
		Wheels and Tires Front:	
	LVB24806	1 position steel wheels with 23x8.5-12 4PR (R3) Front tires	388.30
	LVB24804	2 Position Steel Wheels with 23x8.50-12 6PR (R4) Front Tires	509.30
		Wheels and Tires Rear:	
	LVB24803	2 position steel wheels with 12-16.5 6PR (R4) Rear tires	897.60
	LVB24805	2 position steel wheels with 31x13.5-15 4PR (R3) Rear Tires	849.20

EXTENDED WARRANTY - RESIDENTIAL OWNERS/USE

JOHN DEERE COMMERCIAL PRODUCTS
COMPACT UTILITY TRACTORS

(MY2013) 2025R Compact Utility Tractor (18 PTO hp)
Continued

CODE	ATTACHMENT IDENTIFIER	DESCRIPTION	SUGGESTED LIST PRICE USD (\$)
------	--------------------------	-------------	-------------------------------------

EXTENDED WARRANTY - RESIDENTIAL OWNERS/USE

Continued...

Visit <http://www.JohnDeere.com/ServicePlans> for more information on John Deere Service Contracts. May not be Available in Parts of the U.S., Not Available in Canada. Price may vary due to driving distance and/or time from machine to dealership location.

JOHN DEERE COMMERCIAL PRODUCTS

COMPACT UTILITY TRACTORS

(MY2013) 2032R Compact Utility Tractor (24 PTO hp) Equipment for Base Machine

ENGINE:

Yanmar 3 Cylinder Liquid Cooled Diesel Engine*
Interim Tier IV EPA Emissions Certified
Engine HP 31.7 (23.3 kW)**
PTO HP 23.5 (17.5 kW)
Rated Speed 2500 RPM
**Manufacturer's Estimate of Power (ISO) per 97/68/EC
100.2 Cu. In. Displacement (1.642 L)
Direct Fuel Injection
Auto Bleed Fuel System
Fully Enclosed Engine and Muffler with Horizontal Exhaust
7.1 Gallon Fuel Tank Capacity (27 L)
Hand Throttle
Air-Heater Cold Starting Aid
Anti-Freeze
Dry Type Air Cleaner with Safety Element
Key Engine Shut Off

TRANSMISSION:

Hydrostatic Transmission
Infinitely Variable - 2 Speed Transaxle
2-Pedal Foot Operated Speed and Direction Control
Cruise Control
Transmission Oil Cooler
Differential Lock

FRONT/REAR AXLE:

Flanged Rear Axle
Spur Gear Final Drive
4WD

STEERING AND BRAKES:

Hydrostatic Power Steering
Individual Wheel Brakes
Park Brake
Wet Disk Brakes

HYDRAULICS:

Open Center Hydraulic System
Dual Gear Pumps
Hydraulic Pump - Total Flow 10.5 GPM (39.6 LPM)
Steering Pump 5.5 GPM (20.8 LPM)
Implement Pump 5 GPM (18.8 LPM) with Filter
Dual Mid-SCV Standard

PTO:

Mid PTO Standard Equipment
Independent Mid and Rear PTO
540-RPM Rear PTO
Hydraulic PTO Clutch
Mid PTO Brake
Rear PTO Brake
Separate or Simultaneous Operation of Mid and Rear PTO
Flip Up Rear PTO Shield

ROCKSHAFT, 3-PT. HITCH, AND DRAWBAR:

Rockshaft
Category 1, 3-Pt. Hitch with Position Control
Rate of Drop/Stop Valve
Adjustable Drawbar

INSTRUMENTATION:

Electric Fuel Gauge
Tachometer/Hour Meter
Oil Pressure Indicator Light
Coolant Temperature Light
Alternator Indicator Light
PTO Engagement Light
Park Brake Light
Flashing Warning Light
Indicator

ELECTRICAL:

12-Volt Outlet
12-Volt Electrical System
Wet Battery with 500

Cold Cranking Amps

40 Amp Alternator
Key Ignition Starter with Neutral Start Switch

LIGHTS:

Two Front Halogen Head Lights
Two Flashing Warning Lights
**Turn Signal Indication per Current ASAE Lighting Standard

OPERATOR PROTECTIVE

STRUCTURE:
Folding ROPS (Roll-Over-Protective Structure)
**Meets ASAE/SAE/OSHA Standards
Deluxe Cushion Seat with Seat Belt
Isolated Foot Rest
Operator Presence System

MISCELLANEOUS:

SMV Emblem
Front Weight Bracket
Tilt-Up Hood

BASE MACHINE (4WD):

Engage on the go 4WD
Anti-Wrapping Guard for 4WD Drive Shaft
Two - Steel Wheels with 14-17.5 6PR (R4) Rear Tires
Two - Steel Wheels with 23x8.5-12 6PR (R4) Front Tires

CODE	ATTACHMENT IDENTIFIER	DESCRIPTION	SUGGESTED LIST PRICE USD (\$)
------	-----------------------	-------------	-------------------------------

Select One Code From Each Required Category

BASE MACHINE

F.O.B. Grovetown, Georgia

1530LV	(MY2013) 2032R Compact Utility Tractor (24 PTO hp)	18,595.00
--------	--	-----------

OPERATORS MANUAL

0409	English North American Operator's Manual and Decal Kit	In Base Price
0437	Spanish North American Operator's Manual and Decal Kit	Same Price
0450	Austrailan Operator's Manual and Decal Kit	Same Price

JOHN DEERE COMMERCIAL PRODUCTS
COMPACT UTILITY TRACTORS

(MY2013) 2032R Compact Utility Tractor (24 PTO hp)

Continued

CODE	ATTACHMENT IDENTIFIER	DESCRIPTION	SUGGESTED LIST PRICE USD (\$)
0413		OPERATORS MANUAL Continued... French Canadian Operator's Manual and Decal Kit	Same Price
REAR WHEELS WITH TIRES (TWO)			
<i>All Tires are of Bias Ply Construction</i>			
5207		36X14-15 4 PR Rear R3 Turf Bias	-24.00
5208		14-17.5 6PR Rear R4 Ind. Bias	In Base Price
FRONT WHEELS WITH TIRES (TWO)			
<i>All Tires are of Bias Ply Construction</i>			
6206		23X8.50-12 6PR Front R4 Ind. Bias	In Base Price
6207		24x8.5-14 4 PR Front R3 Turf Bias	Same Price
ATTACHMENTS FOR FIELD CONVERSION			
Engine:			
AR87167		Engine Coolant Heater (110 Volt)	See Parts
AM108146		Spark Arrester Screen for Muffler	See Parts
Fenders:			
LVB25652		Rear FenderExtension Kit	165.00
Hitch:			
LVU12858		iMatch Quick Hitch Bushings	See Parts
LVB25255		iMatch Quick Hitch Category 1 <i>Bushings NOT included. Orderable through parts (LVU15507).</i>	315.70
LVB25976		iMatch Quick Hitch Category 1 with adjustable top hook	350.90
Hood Guards:			
BW15634		Hood Guard (2032R, 2520, 2720)	292.60
Hydraulics:			
LVB25823		Loader/Mower Mechanical Diverter Valve Kit (2032R, 2520, 2720) <i>Diverter is not compatible with Mechanical Mower Lift system.</i>	540.10
BLV10381		Power Beyond Kit <i>Not Compatible with Third SCV kit BLV10382/LVB26166 Includes Rear Mounted Hydraulic Couplers and Hose for Use with Backhoe on 2025R and 2032R Tractors Equipped with Dual SCV.</i>	455.40
LVB25606		Rear Hydraulic Outlet Kit <i>Routes Dual Mid SCVs to Rear of Tractor</i>	308.00
BLV10382		Third Selective Control Valve Kit Without Detent <i>Not Compatible with but REQUIRES Power Beyond Kit BLV10381/LVB25603. See instruction sheet for details.</i>	836.00

JOHN DEERE COMMERCIAL PRODUCTS
COMPACT UTILITY TRACTORS

(MY2013) 2032R Compact Utility Tractor (24 PTO hp)

Continued

CODE	ATTACHMENT IDENTIFIER	DESCRIPTION	SUGGESTED LIST PRICE USD (\$)
		ATTACHMENTS FOR FIELD CONVERSION Continued...	
		Lighting:	
	LVB25547	Auxiliary Rear Work Light Kit (1 Light) <i>Includes Wiring Harness. Not Compatible with Forward Lighting Kit (LVB25546). Not for use with Cab Tractors.</i>	62.70
	LVB25546	Forward Lighting Kit (2 Lights) <i>Requires Light Brush Guard Kit, LVB25016. Not Compatible with Rear Work Lighting Kit (LVB25547).</i>	95.70
	BLV10319	Warning Light Brush Guard Kit (Two Guards)	49.50
		Miscellaneous:	
	RE19428	Safety Chain Support Kit	See Parts
		Operator Environment:	
	TY25324	Weather Protection Umbrella	See Parts
		Order Zone:	
	720969235	3-Point Hitch Tractor Receiver Hitch	In Catalog
	312012523	ABS Plastic Canopy	In Catalog
	LP95223	Medium Seat Cover	In Catalog
		Spanish North American Kit:	
	LVB25994	Spanish North American Operator's Manual and Decal Kit	97.90
		Transmission:	
	AR94493	Transmission Oil Heater <i>Requires AR95434 Cord Set, R34557 Clamp and (2) R44302, Self Locking Straps.</i>	See Parts
		Weights:	
	BM17987	Attaching Hardware for Rear Wheel Weight, 60 Lb.	16.50
	LVB25363	Front Weight Bracket Extension Kit (1023E, 1025R, 1026R, 2305, 2025R, 2320, 2520) <i>Includes Extension Bracket and Hardware (Including Rod and Spring Pins) to hold up to Twelve Quik-Tatch Weights.</i>	210.10
	H148916	Front Weight Retainer Shaft	See Parts
	R66949	Quik-Tatch Weight, 42 Lb. <i>Requires (1) H148916 Rod and (2) AR60372 Spring Clips.</i>	62.06
	BM17965	Rear Wheel Weight, 60 Lb. <i>Starter and Additional Weight for 15, 16, 16.5 and 17.5-Inch Wheel. Requires BM17987.</i>	140.80
	AR60372	Spring Locking Pin	See Parts
		Wheels and Tires Front:	
	LVB24804	2 Position Steel Wheels with 23x8.50-12 6PR (R4) Front Tires	509.30
	LVB25556	2 Position Steel Wheels with 24x8.5-14 4PR (R3) Front Tires	539.00
		Wheels and Tires Rear:	
	LVB25557	2 Position Steel Wheels with 14-17.5 6PR (R4) Rear Tires	1,225.40

JOHN DEERE COMMERCIAL PRODUCTS
COMPACT UTILITY TRACTORS

(MY2013) 2032R Compact Utility Tractor (24 PTO hp)
Continued

CODE	ATTACHMENT IDENTIFIER	DESCRIPTION	SUGGESTED LIST PRICE USD (\$)
		ATTACHMENTS FOR FIELD CONVERSION Continued...	
	LVB25555	2 Position Steel Wheels with 36x14.00-15 4PR (R3) Rear Tires	1,194.60

EXTENDED WARRANTY - RESIDENTIAL OWNERS/USE

Visit <http://www.JohnDeere.com/ServicePlans> for more information on John Deere Service Contracts. May not be Available in Parts of the U.S., Not Available in Canada. Price may vary due to driving distance and/or time from machine to dealership location.

JOHN DEERE COMMERCIAL PRODUCTS

3032E Compact Utility Tractor (25 PTO hp) Equipment for Base Machine

ENGINE:	Pump	Meets ASAE S478 and OSHA
Yanmar Liquid Cooled	4.0 GPM (15.1 LPM) Steering Pump	1928.51
Diesel Engine		ROPS Certification Standard
Interim Tier IV EPA Emissions	PTO:	Retractable Seat Belt
Certified	Independent 540 RPM Rear PTO	Operator Presence with
Engine HP 31.4 (23.1 kW)	Electronically Engaged Wet	Safety Interlock System
PTO HP 25.0 (18.6 kW) HST	Clutch	
Rated Speed 2500 RPM		BASE MACHINE (4WD):
**Manufacturers Estimate of	ELECTRICAL:	7.00-14 6PR (R1) Agricultural
Power (ISO) per 97/68 EC	12-Volt System	Front Tires
	40 Amp Alternator	11.2-24 6PR (R1) Agricultural
TRANSMISSION:	Key Ignition Starter with	Rear Tires
4-Wheel Drive	Pre-Heat While Cranking	
HST Transmission	Maintenance Free Battery with	
2 Ranges	500 Cold Cranking Amps	
Differential Lock (Control	OPERATOR PROTECTIVE STRUCTURE:	
Integrated with Brake Pedal)	Adjustable Vinyl Seat	
	without suspension	
HYDRAULICS:	Fixed ROPS (Roll-Over	
9.3 GPM (35.2 LPM) Total Flow	Protective Structure)	
5.3 GPM (20.1 LPM) Implement		

CODE	ATTACHMENT IDENTIFIER	DESCRIPTION	SUGGESTED LIST PRICE USD (\$)
------	-----------------------	-------------	-------------------------------

Select One Code From Each Required Category

BASE MACHINE

F.O.B. Grovetown, Georgia

1471LV	3032E Compact Utility Tractor (25 PTO hp)	15,539.00
--------	---	-----------

TRANSMISSION

2025	HST Transmission	In Base Price
------	------------------	---------------

WHEELS WITH TIRES (TWO)

4515	25x8.50-14 6PR Front R4 Industrial 15-19.5 4PR Rear R4 Industrial	227.00
4520	27x8.50-15 6PR Front R3 Turf 41x14.0-20 4PR Rear R3 Turf	227.00
4525	7-14 6PR Front R1 Agricultural 11.2-24 6PR Rear R1 Agricultural	In Base Price

ATTACHMENTS - ORDER AS DESIRED

9001	Rear Drawbar	144.00
9500	305 Loader Factory Installation	190.00

Code 9500 will generate a separate order for the loader with the following codes: 2561P, 1000, 2000, 4095, 5000, 8122. Loader pricing is not reflected in the code 9500 list price, see loader price pages. Loader will be invoiced separately.

Three-Point Hitch Ballast is Required for Stability. Please Review the "Tractor Ballast Requirements" in the Sales Manual for Proper Ballasting.

JOHN DEERE COMMERCIAL PRODUCTS

3032E Compact Utility Tractor (25 PTO hp)

Continued

CODE	ATTACHMENT IDENTIFIER	DESCRIPTION	SUGGESTED LIST PRICE USD (\$)
ATTACHMENTS - ORDER AS DESIRED Continued...			
9800		Spanish North American Kit: Spanish North American Owners Manual and Decal Kit	No Charge
ATTACHMENTS FOR FIELD CONVERSION			
		Ballast Box:	
	BW15073	Ballast Box	269.50
	BW15074	Ballast Box Extension	128.70
		Engine:	
	AR87167	Engine Coolant Heater (110 Volt)	See Parts
	LVA13457	Spark Arrester Screen	See Parts
		Hitch:	
	LVB25811	Rear Drawbar Kit	130.90
	LVU12858	iMatch Quick Hitch Bushings	See Parts
	LVB25255	iMatch Quick Hitch Category 1 <i>Bushings NOT included. Orderable through parts (LVU15507).</i>	315.70
	LVB25976	iMatch Quick Hitch Category 1 with adjustable top hook	350.90
		Hood Guards:	
	LVB25998	Hood Guard <i>Hood Guard is Standard with Loader.</i>	246.40
		Hydraulics:	
	LVB25743	Rear Hydraulic Kit	852.50
		Lighting:	
	LVB25547	Auxiliary Rear Work Light Kit (1 Light) <i>Includes Wiring Harness. Not Compatible with Forward Lighting Kit (LVB25546). Not for use with Cab Tractors.</i>	62.70
	LVB25546	Forward Lighting Kit (2 Lights) <i>Requires Light Brush Guard Kit, LVB25016. Not Compatible with Rear Work Lighting Kit (LVB25547).</i>	95.70
	LVB25016	Warning Light Brush Guard Kit (Two Guards)	49.50
		Miscellaneous:	
	LVB25764	Cruise Control Kit	235.40
	RE19428	Safety Chain Support Kit	See Parts
	TY4453	Tire Chains <i>For use with 11.2-24 (R1) and 15-19.5 (R4) Rear Tires</i>	See Parts
	TY15651	Tire Chains <i>For use with 25x8.50-14 (R4) Front Tires</i>	See Parts
	TY15653	Tire Chains <i>For use with 7-14 (R1) Front Tires</i>	See Parts

JOHN DEERE COMMERCIAL PRODUCTS

3032E Compact Utility Tractor (25 PTO hp)

Continued

CODE	ATTACHMENT IDENTIFIER	DESCRIPTION	SUGGESTED LIST PRICE USD (\$)
		ATTACHMENTS FOR FIELD CONVERSION Continued...	
	TY4457	Tire Chains <i>For use with 41x14.0-20 (R3) Rear Tires</i>	See Parts
	TY15649	Tire Chains <i>For use with 27x8.50-15 (R3) Front Tires</i>	See Parts
	LVB25334	Operator Environment: Canopy - Standard <i>Requires LVB25332 Canopy Mounting Bracket and Hardware Kit.</i>	572.00
	LVB25332	Canopy Mounting Bracket and Hardware Kit	103.40
	TY25324	Weather Protection Umbrella	See Parts
	LVB26105	Spanish North American Kit: Spanish North American Operators Manual and Decal Kit	77.00
	AR94493	Transmission: Transmission Oil Heater <i>Requires AR95434 Cord Set, R34557 Clamp and (2) R44302, Self Locking Straps.</i>	See Parts
	BM19937	Weights: Attaching Hardware for Additional Rear Wheel Weight, 55 Lb.	9.90
	BM19936	Attaching Hardware for Rear Wheel Starter Weight, 45 Lb.	11.00
	BM19951	Attaching Hardware for Rear Wheel Weight	7.70
	BM19938	Attaching Hardware for Starter Rear Wheel Weight, 60 Lb. for 16 In. and 19.5 In. Wheel	9.90
	LVB24952	Front Weight Bracket Extension Kit <i>Includes Extension Bracket and all Hardware (Including Rod and Spring Pins) to Hold up to Ten Front Quik-Tatch Weights.</i>	188.10
	R66949	Quik-Tatch Weight, 42 Lb. <i>Requires (1) LVB24952.</i>	62.06
	BM19780	Quik-Tatch Weight, 70 lb. <i>Requires (1) LVB24952.</i>	108.90
	BM17969	Rear Wheel Starter Weight, 45 Lb. <i>For use with 11.2-24 R1 Agricultural Rear Tires.</i>	140.80
	BM17968	Rear Wheel Weight, 55 Lb.	140.80
	BM17965	Rear Wheel Weight, 60 Lb. <i>For use with 41x14.00-20 R3 Turf Rear Tires and 15.00-19.5 R4 Industrial Rear Tires. Maximum three (3) Weights per Wheel.</i>	140.80
	LVB25672	Wheels and Tires Front: Two 2 position Steel Wheel with 7X14 In. 6PR (R1) Front Tires	467.50
	LVB25674	Two 2 Position Steel Wheels with 25x8.50-14 In. 6PR (R4) Front Tires	550.00

JOHN DEERE COMMERCIAL PRODUCTS

3032E Compact Utility Tractor (25 PTO hp)

Continued

CODE	ATTACHMENT IDENTIFIER	DESCRIPTION	SUGGESTED LIST PRICE USD (\$)
		ATTACHMENTS FOR FIELD CONVERSION Continued...	
	LVB25671	Two 2 Position Steel Wheels with 27x8.50-15 In. 6PR (R3) Front Tires	562.10
		Wheels and Tires Rear:	
	BLV10148	Two 1 Position Steel Wheels with 11.2-24 6PR R1 Ag Tires	1,331.00
	LVB24878	Two 1 Position Steel Wheels with 15-19.5 4PR Industrial Tires	1,536.70
	LVB24877	Two 1 Position Steel Wheels with 41x14.0-20 4PR R3 Turf Tires	1,524.60

EXTENDED WARRANTY - RESIDENTIAL OWNERS/USE

Visit <http://www.JohnDeere.com/ServicePlans> for more information on John Deere Service Contracts. May not be Available in Parts of the U.S., Not Available in Canada. Price may vary due to driving distance and/or time from machine to dealership location.

JOHN DEERE COMMERCIAL PRODUCTS

3038E Compact Utility Tractor (30 PTO hp)

Equipment for Base Machine

ENGINE:	Pump	Meets ASAE S478 and OSHA
Yanmar Liquid Cooled	4.0 GPM (15.1 LPM) Steering Pump	1928.51
Diesel Engine		ROPS Certification Standard
Interim Tier IV EPA Emissions	PTO:	Retractable Seat Belt
Certified	Independent 540 RPM Rear PTO	Operator Presence with
Engine HP 37.1 (27.3 kW)	Electronically Engaged Wet	Safety Interlock System
PTO HP 30.0 (22.4 kW) HST	Clutch	
Rated Speed 2500 RPM	ELECTRICAL:	BASE MACHINE (4WD):
**Manufacturers Estimate of	12-Volt System	7.00-14 6PR (R1) Agricultural
Power (ISO) per 97/68 EC	40 Amp Alternator	Front Tires
	Key Ignition Starter with	11.2-24 6PR (R1) Agricultural
	Accessory and Pre-Heat	Rear Tires
	Position	
TRANSMISSION:	Maintenance Free Battery with	
4-Wheel Drive	500 Cold Cranking Amps	
HST Transmission		
2 Ranges	OPERATOR PROTECTIVE STRUCTURE:	
Differential Lock (Control	Adjustable Vinyl Seat	
Integrated with Brake Pedal)	without suspension	
HYDRAULICS:	Fixed ROPS (Roll-Over	
9.3 GPM (35.2 LPM) Total Flow	Protective Structure)	
5.3 GPM (20.1 LPM) Implement		

CODE	ATTACHMENT IDENTIFIER	DESCRIPTION	SUGGESTED LIST PRICE USD (\$)
------	-----------------------	-------------	-------------------------------

Select One Code From Each Required Category

BASE MACHINE

F.O.B. Grovetown, Georgia

1481LV	3038E Compact Utility Tractor (30 PTO hp)	16,952.00
--------	---	-----------

TRANSMISSION

2025	HST Transmission	In Base Price
------	------------------	---------------

WHEELS WITH TIRES (TWO)

4515	25x8.50-14 6PR Front R4 Industrial 15-19.5 4PR Rear R4 Industrial	227.00
4520	27x8.50-15 6PR Front R3 Turf 41x14.0-20 4PR Rear R3 Turf	227.00
4525	7-14 6PR Front R1 Agricultural 11.2-24 6PR Rear R1 Agricultural	In Base Price

ATTACHMENTS - ORDER AS DESIRED

9001	Rear Drawbar	144.00
9500	305 Loader Factory Installation	190.00

Code 9500 will generate a separate order for the loader with the following codes: 2561P, 1000, 2000, 4095, 5000, 8122. Loader pricing is not reflected in the code 9500 list price, see loader price pages. Loader will be invoiced separately.

Three-Point Hitch Ballast is Required for Stability. Please Review the "Tractor Ballast Requirements" in the Sales Manual for Proper Ballasting.

JOHN DEERE COMMERCIAL PRODUCTS

3038E Compact Utility Tractor (30 PTO hp)

Continued

CODE	ATTACHMENT IDENTIFIER	DESCRIPTION	SUGGESTED LIST PRICE USD (\$)
ATTACHMENTS - ORDER AS DESIRED Continued...			
9800		Spanish North American Kit: Spanish North American Owners Manual and Decal Kit	No Charge
ATTACHMENTS FOR FIELD CONVERSION			
		Ballast Box:	
	BW15073	Ballast Box	269.50
	BW15074	Ballast Box Extension	128.70
		Engine:	
	AR87167	Engine Coolant Heater (110 Volt)	See Parts
	LVA13457	Spark Arrester Screen	See Parts
		Hitch:	
	LVB25811	Rear Drawbar Kit	130.90
	LVU12858	iMatch Quick Hitch Bushings	See Parts
	LVB25255	iMatch Quick Hitch Category 1 <i>Bushings NOT included. Orderable through parts (LVU15507).</i>	315.70
	LVB25976	iMatch Quick Hitch Category 1 with adjustable top hook	350.90
		Hood Guards:	
	LVB25998	Hood Guard <i>Hood Guard is Standard with Loader.</i>	246.40
		Hydraulics:	
	LVB25743	Rear Hydraulic Kit	852.50
		Lighting:	
	LVB25547	Auxiliary Rear Work Light Kit (1 Light) <i>Includes Wiring Harness. Not Compatible with Forward Lighting Kit (LVB25546). Not for use with Cab Tractors.</i>	62.70
	LVB25546	Forward Lighting Kit (2 Lights) <i>Requires Light Brush Guard Kit, LVB25016. Not Compatible with Rear Work Lighting Kit (LVB25547).</i>	95.70
	LVB25016	Warning Light Brush Guard Kit (Two Guards)	49.50
		Miscellaneous:	
	LVB25764	Cruise Control Kit	235.40
	RE19428	Safety Chain Support Kit	See Parts
	TY4453	Tire Chains <i>For use with 11.2-24 (R1) and 15-19.5 (R4) Rear Tires</i>	See Parts
	TY15651	Tire Chains <i>For use with 25x8.50-14 (R4) Front Tires</i>	See Parts
	TY15653	Tire Chains <i>For use with 7-14 (R1) Front Tires</i>	See Parts

JOHN DEERE COMMERCIAL PRODUCTS

3038E Compact Utility Tractor (30 PTO hp)

Continued

CODE	ATTACHMENT IDENTIFIER	DESCRIPTION	SUGGESTED LIST PRICE USD (\$)
		ATTACHMENTS FOR FIELD CONVERSION Continued...	
	TY4457	Tire Chains <i>For use with 41x14.0-20 (R3) Rear Tires</i>	See Parts
	TY15649	Tire Chains <i>For use with 27x8.50-15 (R3) Front Tires</i>	See Parts
	LVB25334	Operator Environment: Canopy - Standard <i>Requires LVB25332 Canopy Mounting Bracket and Hardware Kit.</i>	572.00
	LVB25332	Canopy Mounting Bracket and Hardware Kit	103.40
	TY25324	Weather Protection Umbrella	See Parts
	LVB26105	Spanish North American Kit: Spanish North American Operators Manual and Decal Kit	77.00
	AR94493	Transmission: Transmission Oil Heater <i>Requires AR95434 Cord Set, R34557 Clamp and (2) R44302, Self Locking Straps.</i>	See Parts
	BM19937	Weights: Attaching Hardware for Additional Rear Wheel Weight, 55 Lb.	9.90
	BM19936	Attaching Hardware for Rear Wheel Starter Weight, 45 Lb.	11.00
	BM19951	Attaching Hardware for Rear Wheel Weight	7.70
	BM19938	Attaching Hardware for Starter Rear Wheel Weight, 60 Lb. for 16 In. and 19.5 In. Wheel	9.90
	LVB24952	Front Weight Bracket Extension Kit <i>Includes Extension Bracket and all Hardware (Including Rod and Spring Pins) to Hold up to Ten Front Quik-Tatch Weights.</i>	188.10
	R66949	Quik-Tatch Weight, 42 Lb. <i>Requires (1) LVB24952.</i>	62.06
	BM19780	Quik-Tatch Weight, 70 lb. <i>Requires (1) LVB24952.</i>	108.90
	BM17969	Rear Wheel Starter Weight, 45 Lb. <i>For use with 11.2-24 R1 Agricultural Rear Tires.</i>	140.80
	BM17968	Rear Wheel Weight, 55 Lb.	140.80
	BM17965	Rear Wheel Weight, 60 Lb. <i>For use with 41x14.00-20 R3 Turf Rear Tires and 15.00-19.5 R4 Industrial Rear Tires. Maximum three (3) Weights per Wheel.</i>	140.80
	LVB25672	Wheels and Tires Front: Two 2 position Steel Wheel with 7X14 In. 6PR (R1) Front Tires	467.50
	LVB25674	Two 2 Position Steel Wheels with 25x8.50-14 In. 6PR (R4) Front Tires	550.00

JOHN DEERE COMMERCIAL PRODUCTS

3038E Compact Utility Tractor (30 PTO hp)

Continued

CODE	ATTACHMENT IDENTIFIER	DESCRIPTION	SUGGESTED LIST PRICE USD (\$)
		ATTACHMENTS FOR FIELD CONVERSION Continued...	
	LVB25671	Two 2 Position Steel Wheels with 27x8.50-15 In. 6PR (R3) Front Tires	562.10
		Wheels and Tires Rear:	
	BLV10148	Two 1 Position Steel Wheels with 11.2-24 6PR R1 Ag Tires	1,331.00
	LVB24878	Two 1 Position Steel Wheels with 15-19.5 4PR Industrial Tires	1,536.70
	LVB24877	Two 1 Position Steel Wheels with 41x14.0-20 4PR R3 Turf Tires	1,524.60

EXTENDED WARRANTY - RESIDENTIAL OWNERS/USE

Visit <http://www.JohnDeere.com/ServicePlans> for more information on John Deere Service Contracts. May not be Available in Parts of the U.S., Not Available in Canada. Price may vary due to driving distance and/or time from machine to dealership location.

JOHN DEERE COMMERCIAL PRODUCTS

COMPACT UTILITY TRACTORS

3320 Compact Utility Tractor (25 - 26 PTO hp)

Equipment for Base Machine

ENGINE:
Yanmar Liquid Cooled
Diesel Engine
Interim Tier IV EPA Emissions
Certified
Engine HP 32.8 (24.1 kW)**
PTO HP 25.0 (18.6 kW) HST
PTO HP 25.5 (19.0 kW) PRT
Rated Speed 2600 RPM
**Manufactures Estimate of Power
(ISO) per 97/68 EC

TRANSMISSION:
4-Wheel Drive
PRT Transmission (3320)
Differential Lock

HYDRAULICS:
Dual Mid Selective Control
Valve with Joystick Control
Lever, Float, Regenerative
Function, and SCV and
Regenerative Lockout

PTO:
Independent 540 RPM Rear PTO
Electronically Engaged with
Mechanical Mid-Both-Rear
Selector

ELECTRICAL:
12-Volt Electrical System

40 Amp Alternator
Key Ignition Starter with
Accessory and Pre-Heat
Position
Maintenance Free Battery with
500 Cold Cranking Amps
OPERATOR PROTECTIVE STRUCTURE:
Deluxe Adjustable Vinyl Seat
with Retractable Seat Belt
Folding ROPS (Roll-Over
Protective Structure)
Meets SAE J2194 and OSHA
1928 ROPS Certification
Standards
Isolated Foot Rest
ComfortGard Cab (Optional):
12 Volt Auxilary Power Outlet
Air Conditioning and Heater
Cell Phone Holder
Deluxe Fabric Covered Seat with
Retractable Seat Belt
Armrests
Dual Forward Work Lights
Exclusive Raised Header Bar
Two Speed Front Windshield
Wiper/Washer
Fully Isolated Cab
High Impact Polymer Fenders with
Integrated Tail Lights
Radio Preparation (w/antenna,
speakers, wiring, media player
storage slot)

Molded Rubber Floormat
Operator Manual Holder
Rearview Mirror (Inside)
Monitor Mounting Bosses (2 sets)
Right Hand and Left Hand Console
Storage
Right Hand Control Center
Sealed Quiet Cabin
Sun Visor
Swing-Out Rear
Window w/removable
rear plug for monitor or
controller
wiring harnesses
Tilt Steering
Two Front/Two Rear Roof Mounted
Warning Lights
Operator Presence with
Safety Interlock System

BASE MACHINE (4WD):
11.2-24 6PR (R1) Rear Tires
7-14 6PR (R1) Front Tires

CODE	ATTACHMENT IDENTIFIER	DESCRIPTION	SUGGESTED LIST PRICE USD (\$)
------	--------------------------	-------------	-------------------------------------

Select One Code From Each Required Category

BASE MACHINE

F.O.B. Grovetown, Georgia

6803LV	3320 Compact Utility Tractor (25 - 26 PTO hp)	21,166.00
--------	---	-----------

OPERATOR STATION

1505	Open Station with Standard Seat	In Base Price
------	---------------------------------	---------------

1510	Cab with Standard Seat <i>Requires Option Codes 2025 (eHydro), 2500 (Less Mid PTO) and 7010 (Dual Mid SCV).</i>	7,529.00
------	--	----------

TRANSMISSION

2015	12F/12R PowrReverser	In Base Price
------	----------------------	---------------

2025	eHydro	1,093.00
------	--------	----------

Mid PTO

2500	Less Mid PTO	In Base Price
------	--------------	---------------

2505	Mid PTO	454.00
------	---------	--------

JOHN DEERE COMMERCIAL PRODUCTS
COMPACT UTILITY TRACTORS

3320 Compact Utility Tractor (25 - 26 PTO hp)

Continued

CODE	ATTACHMENT IDENTIFIER	DESCRIPTION	SUGGESTED LIST PRICE USD (\$)
Mid PTO Continued...			
<i>Available only as Dealer-installed Option on 3320 Model Cab Tractors.</i>			
<hr/>			
WHEELS WITH TIRES (TWO)			
4515		25x8.50-14 6PR Front R4 Ind 2 Pos. 15-19.5 6PR Rear R4 Ind. 2 Pos.	230.00
4520		27x8.50-15 6PR Front R3 Turf 2 Pos. 41x14.0-20 4PR Rear R3 Turf 2 Pos.	361.00
4525		7-14 6PR Front R1 Bar 2 Pos. 11.2-24 6PR Rear R1 Bar 8 Pos.	In Base Price
4570		25x10.5LL-15 6PR Front R3 Turf Special 2 Pos. 41x18LL-16.1 6PR Rear R3 Turf Special 2Pos.	1,276.00
4575		27x8.5-15 6PR Front R4 Ind. 2 Pos. 43x16-20 4PR Rear R4 Ind. 2 Pos.	410.00
<hr/>			
SELECTIVE CONTROL VALVES			
7010		Dual Mid Selective Control Valve	In Base Price
7030		Dual Mid & Single Electrohydraulic Rear SCV <i>Available only as Dealer-installed Option on 3320-3720 Model Cab with standard seat tractors.</i>	898.00
<hr/>			
ATTACHMENTS - ORDER AS DESIRED			
Operator Environment:			
9520		Factory Installed Stereo (Jensen Receiver, Weather Band, Auxiliary Port, and iPod compatibility)	471.00
Operator Manual and Decal Kit:			
9800		Spanish North American Operator's Manual and Decal Kit	No Charge
9998		China Operator's Manual and Decal Kit	No Charge
9980		Japan Operator's Manual and Decal Kit	No Charge
9981		Bangladesh Operator's Manual and Decal Kit	No Charge
9982		Korea Operator's Manual and Decal Kit	No Charge
9983		Thailand Operator's Manual and Decal Kit	No Charge
<hr/>			
ATTACHMENTS FOR FIELD CONVERSION			
Engine:			
AR87167		Engine Coolant Heater (110 Volt)	See Parts
LVA13457		Spark Arrester Screen	See Parts
LVB25884		Vertical Exhaust Kit	385.00

JOHN DEERE COMMERCIAL PRODUCTS
COMPACT UTILITY TRACTORS

3320 Compact Utility Tractor (25 - 26 PTO hp)

Continued

CODE	ATTACHMENT IDENTIFIER	DESCRIPTION	SUGGESTED LIST PRICE USD (\$)
ATTACHMENTS FOR FIELD CONVERSION Continued...			
		Fenders:	
	LVB25686	Front Fender Kit	521.40
	LVB24860	Rear Fender Extension Kit (Cab Only)	259.60
	LVB25684	Rear Fender Extension Kit (Open Station Only)	259.60
		Hitch:	
	LVB25308	Telescoping Draft Links	342.10
	LVB25255	iMatch Quick Hitch Category 1 <i>Bushings NOT included. Orderable through parts (LVU15507).</i>	315.70
	LVB25976	iMatch Quick Hitch Category 1 with adjustable top hook	350.90
		Hood Guards:	
	BWA1190	Deluxe Hood Guard (3120-3720)	568.70
	BW15222	Deluxe Hood Guard Attachment	316.80
	BW15219	Hood Guard (3120-3720)	251.90
		Hydraulics:	
	LVB26035	4th & 5th Selective Control Valve Kit (Open Station Only) <i>Includes Rear Mounted Couplers, Hydraulic Lines and SCV Lever. Starting with MY2011. Not backward compatible. See Sales Manual for MY2011 serial number break.</i>	852.50
	LVB24854	Electric Diverter Kit (Cab Only) <i>Includes Two Additional SCV's Additional SCV's (Either Third and Fourth or Fourth and Fifth). Not compatible with MY2011 tractors. See sales manual for details.</i>	1,472.90
	LVB26076	Electric Diverter Kit (Cab Only) <i>Includes Two Additional SCV's Additional SCV's (Either Third and Fourth or Fourth and Fifth) Starting with MY2011. Not backward compatible. See Sales Manual for MY2011 serial number break</i>	1,537.80
	LVB25507	Electric Diverter Kit (Open Station Only) <i>Includes Diverter Valve, Two Sets of Rear Mounted couplers, Hydraulic Lines and Selector Switch. Not compatible with MY2011 tractors. See sales manual for details.</i>	1,478.40
	LVB26075	Electric Diverter Kit (Open Station Only) <i>Includes Diverter Valve, Two Sets of Rear Mounted couplers, Hydraulic Lines and Selector Switch. Starting with MY2011. Not backward compatible. See Sales Manual for MY2011 serial number break.</i>	1,537.80
	LVB26031	Electrohydraulic Third SCV Kit (Cab Only) <i>Includes Rear Mounted Couplers, Hydraulic Lines and SCV Lever. Starting with MY2011. Not backward compatible. See Sales Manual for MY2011 serial number break.</i>	1,112.10
	LVB26030	Electrohydraulic Third SCV Kit (Open Station Only) <i>For 3120-3720 Tractors, Dual SCV is Standard. Starting with MY2011. Not backward compatible. See Sales Manual for MY2011 serial number break.</i>	1,112.10

JOHN DEERE COMMERCIAL PRODUCTS
COMPACT UTILITY TRACTORS

3320 Compact Utility Tractor (25 - 26 PTO hp)

Continued

CODE	ATTACHMENT IDENTIFIER	DESCRIPTION	SUGGESTED LIST PRICE USD (\$)
		ATTACHMENTS FOR FIELD CONVERSION Continued...	
	LVB25781	Power Beyond Kit (Cab Tractors Only) <i>Includes Rear Mounted Hydraulic Couplers and Hoses for Use with Backhoe on 3120-3720 Cab Tractors. Not compatible with MY2011 tractors. See sales manual for details.</i>	396.00
	LVB26069	Power Beyond Kit (Cab Tractors Only) <i>Includes Rear Mounted Hydraulic Couplers and Hoses for use with Backhoe on 3120-3720 Cab Tractors. Starting with MY2011. Not backward compatible. See Sales Manual for MY2011 serial number break.</i>	412.50
	LVB25505	Power Beyond Kit (Open Station Only) <i>Includes Rear Mounted Hydraulic Couplers and Hoses for Use with Backhoe on 3120-3720, 4105 Open Station Tractors. Not compatible with MY2011 tractors. See sales manual for details.</i>	334.40
	LVB26064	Power Beyond Kit (Open Station Only) <i>Includes Rear Mounted Hydraulic Couplers and Hoses for Use with Backhoe on 3120-3720, 4105 Open Station Tractors. Starting with MY2011. Not backward compatible. See Sales Manual for MY2011 serial number break.</i>	412.50
	LVB25506	Third Selective Control Valve Kit (Open Station Only) <i>For 3120-3720 Tractors, Dual SCV is Standard. Not compatible with MY2011 or older tractors. See sales manual for details.</i>	278.30
	LVB24845	Third Selective control Valve Kit (Cab Only) <i>Includes Rear Mounted Couplers, Hydraulic Lines and SCV Lever. Not compatible with MY2011 or older tractors. See sales manual for details.</i>	333.30
	LVB25311	Top and Tilt Field Kit <i>Requires Electric Diverter Kit. For 3320 and 3520 MY2011 and prior</i>	1,125.30
	LVB26160	Top and Tilt Field Kit <i>Requires Electric Diverter Kit. Prior to MY2011 order LVB25311.</i>	1,236.40
	LVB25547	Lighting: Auxiliary Rear Work Light Kit (1 Light) <i>Includes Wiring Harness. Not Compatible with Forward Lighting Kit (LVB25546). Not for use with Cab Tractors.</i>	62.70
	LVB24852	Beacon Light Kit (Cab Only)	236.50
	LVB25546	Forward Lighting Kit (2 Lights) <i>Requires Light Brush Guard Kit, LVB25016. Open Station Only.</i>	95.70
	LVB24853	Rear Work Light Kit (2 Lights) (Cab Only) <i>Cab is Pre-Wired.</i>	150.70
	LVB25016	Warning Light Brush Guard Kit (Two Guards)	49.50
	LVB25015	Miscellaneous: 55 Amp Alternator	304.70
	LVB25971	7-Pin Trailer Connector (Cab) <i>Serial # (H500599 -)</i>	107.80
	LVB25960	7-Pin Trailer Connector (Open Station)	271.70

JOHN DEERE COMMERCIAL PRODUCTS
COMPACT UTILITY TRACTORS

3320 Compact Utility Tractor (25 - 26 PTO hp)

Continued

CODE	ATTACHMENT IDENTIFIER	DESCRIPTION	SUGGESTED LIST PRICE USD (\$)
		ATTACHMENTS FOR FIELD CONVERSION Continued...	
	LVB25866	Automotive Style Cruise, Load Match, Speed Match, and Upgraded Motion Match Switch	112.20
	LVB25607	Back-up Alarm Kit <i>Requires eHydro Transmission Option.</i>	126.50
	LVB24851	Horn Kit (Cab Only)	47.30
	TY4453	Tire Chains <i>For use with LVB25532 and LVB25495 Rear Tires. Not for use with Cab Tractors.</i>	See Parts
	TY15651	Tire Chains <i>For use with LVB25674 Front Tires.</i>	See Parts
	TY15653	Tire Chains <i>For use with LVB25672 Front Tires. Not for use with Cab Tractors</i>	See Parts
	TY4457	Tire Chains <i>For Use With LVB25496 Rear Tires.</i>	See Parts
	TY15649	Tire Chains <i>For use with 27x8.50-15 (R3) Front Tires</i>	See Parts
	LVB24930	Tool Box Kit <i>Cab Only.</i>	61.60
		Operator Environment:	
	LVB24983	Air Seat Suspension Kit (Cab Only)	723.80
	LVB25688	Air Seat Suspension Kit (Open Station Only) <i>Includes Air Ride Suspension Only. Used with Seat that Ships With Tractor.</i>	657.80
	LVB26065	Cab Speaker and Radio Mount Kit <i>Cab Only. Compatible only with MY2010 or previous models. See sales manual for details.</i>	90.20
	LVB25334	Canopy - Standard	572.00
	LVB25332	Canopy Mounting Bracket and Hardware Kit	103.40
	LVB24876	Cigarette Lighter/Ashtray Kit (Cab Only) <i>For 3320, 3520, 3720, 4320, 4520 and 4720 Tractors.</i>	47.30
	LVB24844	External Mirror Kit (Cab Only)	184.80
	LVB24856	Rear Wiper Kit (Cab Only)	280.50
	SWJHD1620	Stereo with AM/FM, Weatherband, SIRIUS Satellite and iPod Ready <i>Stereo included with option Code 9520 when configuring Tractor.</i>	See Parts
	TY25324	Weather Protection Umbrella	See Parts
		Order Zone:	
	720969235	3-Point Hitch Tractor Receiver Hitch	In Catalog
	LP95233	Large Seat Cover	In Catalog

JOHN DEERE COMMERCIAL PRODUCTS
COMPACT UTILITY TRACTORS

3320 Compact Utility Tractor (25 - 26 PTO hp)

Continued

CODE	ATTACHMENT IDENTIFIER	DESCRIPTION	SUGGESTED LIST PRICE USD (\$)
		ATTACHMENTS FOR FIELD CONVERSION Continued...	
	LP95333	ROPS Organizer	In Catalog
		PTO:	
	LVB24846	Mid PTO Control Kit (Cab Only)	158.40
	LVB25537	Mid PTO Kit <i>Note: 3X20 Tractors equipped with RIO(Reverse Implement Option) and PRT transmission are not compatible with mid-mount mowers(for grooming). Tractors with serial numbers ending with 910000(OOS) and above will have RIO. Tractors with serial numbers ending with 940000(cab) and above will have RIO.</i>	656.70
		Spanish North American Kit:	
	LVB25997	Spanish North American Operator's Manual and Decal Kit <i>Cab Tractors. For 3320 and 3520 Tractors</i>	86.90
	LVB25989	Spanish North American Operator's Manual and Decal Kit <i>Open Station Tractors. For 3320 and 3520 Tractors</i>	70.40
	LVB26181	Spanish North American Operator's Manual and Decal Kit <i>Cab Tractors.</i>	90.20
	LVB26180	Spanish North American Operator's Manual and Decal Kit <i>Open Station Tractors.</i>	72.60
		Transmission:	
	LVA11189	Load Match Switch	See Parts
	LVB26139	PRT Oil Cooler Kit	291.50
	AR94493	Transmission Oil Heater <i>Requires AR95434 Cord Set, R34557 Clamp and (2) R44302, Self Locking Straps.</i>	See Parts
		Vandal Protection:	
	AL113087	Vandal Protection, Lockable Fuel Tank Cap <i>Cab Only.</i>	See Parts
		Weights:	
	BM19940	Attaching Hardware for Additional Rear Wheel Weight, 110 lb.	13.20
	BM19937	Attaching Hardware for Additional Rear Wheel Weight, 55 Lb.	9.90
	LVB25004	Attaching Hardware for Starter Rear Wheel Weight, 55 Lb.	52.80
	LVBM19607	Front Quik-Tatch Weight Kit (3020 Series, 3203, 4105) <i>Includes Rod and Spring Pins for Front Quik-Tatch Weights.</i>	46.20
	LVBM19581	Front Weight Bracket Extension Kit (3203, 3020 Series, 4105) <i>Includes Extension Bracket and All Hardware (Including Rod and Spring Pins) to Hold up to Ten Front Quik-Tatch Weights.</i>	238.70
	R66949	Quik-Tatch Weight, 42 Lb. <i>Requires (1) LVBM19607, Front Quik-Tatch Weight Kit.</i>	62.06
	BM19780	Quik-Tatch Weight, 70 lb. <i>Requires (1) LVBM19607, Front Quik-Tatch Weight Kit.</i>	108.90

JOHN DEERE COMMERCIAL PRODUCTS
COMPACT UTILITY TRACTORS

3320 Compact Utility Tractor (25 - 26 PTO hp)

Continued

CODE	ATTACHMENT IDENTIFIER	DESCRIPTION	SUGGESTED LIST PRICE USD (\$)
		ATTACHMENTS FOR FIELD CONVERSION Continued...	
	BM17968	Rear Wheel Weight, 55 Lb. <i>Starter and Additional Weight for 19.5 and 20 In. Wheel.</i>	140.80
	T19293	Weight, Rear Wheel 110 Lb. <i>Starter and Additional Weight for 24 In. Wheel. Requires Attaching Hardware 4 each of 03H1605 (Bolt) and 14H1039 (Nut) for Starter Weight and BM19940 for Additional Weight.</i>	277.64
		Wheels and Tires Front:	
	LVB25672	Two 2 position Steel Wheel with 7X14 In. 6PR (R1) Front Tires	467.50
	LVB25670	Two 2 Position Steel Wheels with 25x10.5LL-15 In. 6PR (R3) Turf Special Front Tires	770.00
	LVB25674	Two 2 Position Steel Wheels with 25x8.50-14 In. 6PR (R4) Front Tires	550.00
	LVB25673	Two 2 Position Steel Wheels with 27x8.5-15 In. 6PR (R4) Front Tires	606.10
	LVB25671	Two 2 Position Steel Wheels with 27x8.50-15 In. 6PR (R3) Front Tires	562.10
		Wheels and Tires Rear:	
	LVB25532	Two 2 Position Steel Wheels with 15-19.5 In. 6PR (R4) Rear Tires	1,552.10
	LVB25496	Two 2 Position Steel Wheels with 41x14.0-20 In. 4PR (R3) Rear Tires	1,655.50
	LVB25498	Two 2 Position Steel Wheels with 41x18LL-16.1 In. 6PR (R3) Turf Special Rear Tires	2,649.90
	LVB25494	Two 2 Position Steel Wheels with 43x16-20 In. 4PR (R4) Rear Tires	1,673.10
	LVB25495	Two 8 Position Steel Wheels with 11.2-24 In. 6PR (R1) Rear Tires	1,346.40

EXTENDED WARRANTY - RESIDENTIAL OWNERS/USE

Visit <http://www.JohnDeere.com/ServicePlans> for more information on John Deere Service Contracts. May not be Available in Parts of the U.S., Not Available in Canada. Price may vary due to driving distance and/or time from machine to dealership location.

JOHN DEERE COMMERCIAL PRODUCTS

COMPACT UTILITY TRACTORS

3520 Compact Utility Tractor (30 - 31 PTO hp)

Equipment for Base Machine

ENGINE:
 Yanmar Liquid Cooled
 Diesel Engine
 Interim Tier IV EPA Emissions
 Certified
 Engine HP 37.1 (27.3 kW)**
 PTO HP 30.0 (22.4 kW) HST
 PTO HP 30.5 (22.7 kW) PRT
 Rated Speed 2600 RPM
 **Manufacturer's Estimate of
 Power (ISO) per 97/68 EC

TRANSMISSION:
 4-Wheel Drive
 PRT Transmission (3520)
 Differential Lock

HYDRAULICS:
 Dual Mid Selective Control
 Valve with Joystick Control
 Lever, Float, Regenerative
 Function, and SCV and
 Regenerative Lockout

PTO:
 Independent 540 RPM Rear PTO
 Electronically Engaged with
 Mechanical Mid-Both-Rear
 Selector

ELECTRICAL:
 12-Volt Electrical System
 40 Amp Alternator
 Key Ignition Starter with

Accessory and Pre-Heat
 Position
 Maintenance Free Battery with
 500 Cold Cranking Amps

OPERATOR PROTECTIVE STRUCTURE:
 Deluxe Adjustable Vinyl Seat
 with Retractable Seat Belt
 Folding ROPS (Roll-Over
 Protective Structure)
 Meets SAE J2194 and OSHA
 1928 ROPS Certification
 Standards
 Isolated Foot Rest
 ComfortGard Cab (Optional):
 12 Volt Auxiliary Power Outlet
 Air Conditioning and Heater
 Cell Phone Holder
 Deluxe Fabric Covered Seat with
 Retractable Seat Belt
 Armrests
 Dual Forward Work Lights
 Exclusive Raised Header Bar
 Two Speed Front Windshield
 Wiper/Washer
 Fully Isolated Cab
 High Impact Polymer Fenders with
 Integrated Tail Lights
 Radio Preparation (w/antenna,
 speakers, wiring, media player
 storage slot)
 Molded Rubber Floormat

Operator Manual Holder
 Rearview Mirror (Inside)
 Monitor Mounting Bosses (2 sets)
 Right Hand and Left Hand Console
 Storage
 Right Hand Control Center
 Sealed Quiet Cabin
 Sun Visor
 Swing-Out Rear
 Window w/removable
 rear plug for monitor or
 controller
 wiring harnesses
 Tilt Steering
 Two Front/Two Rear Roof Mounted
 Warning Lights
 Operator Presence with
 Safety Interlock System

BASE MACHINE (4WD):
 11.2-24 6PR (R1) Rear Tires
 7-14 6PR (R1) Front Tires

CODE	ATTACHMENT IDENTIFIER	DESCRIPTION	SUGGESTED LIST PRICE USD (\$)
------	-----------------------	-------------	-------------------------------

Select One Code From Each Required Category

BASE MACHINE

F.O.B. Grovetown, Georgia

6813LV	3520 Compact Utility Tractor (30 - 31 PTO hp)	23,395.00
--------	---	-----------

OPERATOR STATION

1505	Open Station with Standard Seat <i>Option Codes 2035 (Auto HST), 7030 (Mid Dual and Single Electrohydraulic Rear SCV) and 2505 (Mid PTO) not available as package on Open Station Tractors.</i>	In Base Price
------	--	---------------

1510	Cab with Standard Seat <i>Requires Option Codes 2025 (eHydro), 2500 (Less Mid PTO) and 7010 (Dual Mid SCV).</i>	7,529.00
------	--	----------

1515	Deluxe Cab with Standard Seat <i>Includes Rear Wiper and Rear Work Light. Requires Option codes 2025 (eHydro), 2505 (Mid PTO) and 7030 (Mid DSCV and Single Electrohydraulic Rear SCV). "Deluxe" Implies Mid PTO, Mid DSCV and Single Electrohydraulic Rear SCV.</i>	8,403.00
------	---	----------

TRANSMISSION

2015	12F/12R PowrReverser	In Base Price
------	----------------------	---------------

JOHN DEERE COMMERCIAL PRODUCTS
COMPACT UTILITY TRACTORS

3520 Compact Utility Tractor (30 - 31 PTO hp)

Continued

CODE	ATTACHMENT IDENTIFIER	DESCRIPTION	SUGGESTED LIST PRICE USD (\$)
TRANSMISSION Continued...			
2025		eHydro	1,093.00
Mid PTO			
2500		Less Mid PTO	In Base Price
2505		Mid PTO <i>Available only as Dealer-installed Option on 3520 Model Cab with standard seat Tractors.</i>	454.00
WHEELS WITH TIRES (TWO)			
4515		25x8.50-14 6PR Front R4 Ind 2 Pos. 15-19.5 6PR Rear R4 Ind. 2 Pos.	230.00
4520		27x8.50-15 6PR Front R3 Turf 2 Pos. 41x14.0-20 4PR Rear R3 Turf 2 Pos.	361.00
4525		7-14 6PR Front R1 Bar 2 Pos. 11.2-24 6PR Rear R1 Bar 8 Pos.	In Base Price
4570		25x10.5LL-15 6PR Front R3 Turf Special 2 Pos. 41x18LL-16.1 6PR Rear R3 Turf Special 2Pos.	1,276.00
4575		27x8.5-15 6PR Front R4 Ind. 2 Pos. 43x16-20 4PR Rear R4 Ind. 2 Pos.	410.00
SELECTIVE CONTROL VALVES			
7010		Dual Mid Selective Control Valve	In Base Price
7030		Dual Mid & Single Electrohydraulic Rear SCV <i>Available only as Dealer-installed Option on 3320-3720 Model Cab with standard seat tractors.</i>	898.00
ATTACHMENTS - ORDER AS DESIRED			
9520		Operator Environment: Factory Installed Stereo (Jensen Receiver, Weather Band, Auxiliary Port, and iPod compatibility)	471.00
9800		Operator Manual and Decal Kit: Spanish North American Operator's Manual and Decal Kit	No Charge
9998		China Operator's Manual and Decal Kit	No Charge
9981		Bangladesh Operator's Manual and Decal Kit	No Charge
9982		Korea Operator's Manual and Decal Kit	No Charge
9983		Thailand Operator's Manual and Decal Kit	No Charge

ATTACHMENTS FOR FIELD CONVERSION

JOHN DEERE COMMERCIAL PRODUCTS
COMPACT UTILITY TRACTORS

3520 Compact Utility Tractor (30 - 31 PTO hp)

Continued

CODE	ATTACHMENT IDENTIFIER	DESCRIPTION	SUGGESTED LIST PRICE USD (\$)
ATTACHMENTS FOR FIELD CONVERSION Continued...			
		Engine:	
	AR87167	Engine Coolant Heater (110 Volt)	See Parts
	LVA13457	Spark Arrester Screen	See Parts
	LVB25884	Vertical Exhaust Kit	385.00
		Fenders:	
	LVB25686	Front Fender Kit	521.40
	LVB24860	Rear Fender Extension Kit (Cab Only)	259.60
	LVB25684	Rear Fender Extension Kit (Open Station Only)	259.60
		Hitch:	
	LVB25308	Telescoping Draft Links	342.10
	LVB25255	iMatch Quick Hitch Category 1 <i>Bushings NOT included. Orderable through parts (LVU15507).</i>	315.70
	LVB25976	iMatch Quick Hitch Category 1 with adjustable top hook	350.90
		Hood Guards:	
	BWA1190	Deluxe Hood Guard (3120-3720)	568.70
	BW15222	Deluxe Hood Guard Attachment	316.80
	BW15219	Hood Guard (3120-3720)	251.90
		Hydraulics:	
	LVB26035	4th & 5th Selective Control Valve Kit (Open Station Only) <i>Includes Rear Mounted Couplers, Hydraulic Lines and SCV Lever. Starting with MY2011. Not backward compatible. See Sales Manual for MY2011 serial number break.</i>	852.50
	LVB24854	Electric Diverter Kit (Cab Only) <i>Includes Two Additional SCV's Additional SCV's (Either Third and Fourth or Fourth and Fifth). Not compatible with MY2011 tractors. See sales manual for details.</i>	1,472.90
	LVB26076	Electric Diverter Kit (Cab Only) <i>Includes Two Additional SCV's Additional SCV's (Either Third and Fourth or Fourth and Fifth) Starting with MY2011. Not backward compatible. See Sales Manual for MY2011 serial number break</i>	1,537.80
	LVB25507	Electric Diverter Kit (Open Station Only) <i>Includes Diverter Valve, Two Sets of Rear Mounted couplers, Hydraulic Lines and Selector Switch. Not compatible with MY2011 tractors. See sales manual for details.</i>	1,478.40
	LVB26075	Electric Diverter Kit (Open Station Only) <i>Includes Diverter Valve, Two Sets of Rear Mounted couplers, Hydraulic Lines and Selector Switch. Starting with MY2011. Not backward compatible. See Sales Manual for MY2011 serial number break.</i>	1,537.80
	LVB26031	Electrohydraulic Third SCV Kit (Cab Only) <i>Includes Rear Mounted Couplers, Hydraulic Lines and SCV Lever. Starting with MY2011. Not backward compatible. See Sales Manual for MY2011 serial number break.</i>	1,112.10

JOHN DEERE COMMERCIAL PRODUCTS
COMPACT UTILITY TRACTORS

3520 Compact Utility Tractor (30 - 31 PTO hp)

Continued

CODE	ATTACHMENT IDENTIFIER	DESCRIPTION	SUGGESTED LIST PRICE USD (\$)
		ATTACHMENTS FOR FIELD CONVERSION Continued...	
	LVB26030	Electrohydraulic Third SCV Kit (Open Station Only) <i>For 3120-3720 Tractors, Dual SCV is Standard. Starting with MY2011. Not backward compatible. See Sales Manual for MY2011 serial number break.</i>	1,112.10
	LVB25781	Power Beyond Kit (Cab Tractors Only) <i>Includes Rear Mounted Hydraulic Couplers and Hoses for Use with Backhoe on 3120-3720 Cab Tractors. Not compatible with MY2011 tractors. See sales manual for details.</i>	396.00
	LVB26069	Power Beyond Kit (Cab Tractors Only) <i>Includes Rear Mounted Hydraulic Couplers and Hoses for use with Backhoe on 3120-3720 Cab Tractors. Starting with MY2011. Not backward compatible. See Sales Manual for MY2011 serial number break.</i>	412.50
	LVB25505	Power Beyond Kit (Open Station Only) <i>Includes Rear Mounted Hydraulic Couplers and Hoses for Use with Backhoe on 3120-3720, 4105 Open Station Tractors. Not compatible with MY2011 tractors. See sales manual for details.</i>	334.40
	LVB26064	Power Beyond Kit (Open Station Only) <i>Includes Rear Mounted Hydraulic Couplers and Hoses for Use with Backhoe on 3120-3720, 4105 Open Station Tractors. Starting with MY2011. Not backward compatible. See Sales Manual for MY2011 serial number break.</i>	412.50
	LVB25506	Third Selective Control Valve Kit (Open Station Only) <i>For 3120-3720 Tractors, Dual SCV is Standard. Not compatible with MY2011 or older tractors. See sales manual for details.</i>	278.30
	LVB24845	Third Selective control Valve Kit (Cab Only) <i>Includes Rear Mounted Couplers, Hydraulic Lines and SCV Lever. Not compatible with MY2011 or older tractors. See sales manual for details.</i>	333.30
	LVB25311	Top and Tilt Field Kit <i>Requires Electric Diverter Kit. For 3320 and 3520 MY2011 and prior</i>	1,125.30
	LVB26160	Top and Tilt Field Kit <i>Requires Electric Diverter Kit. Prior to MY2011 order LVB25311.</i>	1,236.40
	LVB25547	Lighting: Auxiliary Rear Work Light Kit (1 Light) <i>Includes Wiring Harness. Not Compatible with Forward Lighting Kit (LVB25546). Not for use with Cab Tractors.</i>	62.70
	LVB24852	Beacon Light Kit (Cab Only)	236.50
	LVB25546	Forward Lighting Kit (2 Lights) <i>Requires Light Brush Guard Kit, LVB25016. Open Station Only.</i>	95.70
	LVB24853	Rear Work Light Kit (2 Lights) (Cab Only) <i>Cab is Pre-Wired.</i>	150.70
	LVB25016	Warning Light Brush Guard Kit (Two Guards)	49.50
	LVB25015	Miscellaneous: 55 Amp Alternator	304.70

JOHN DEERE COMMERCIAL PRODUCTS
COMPACT UTILITY TRACTORS

3520 Compact Utility Tractor (30 - 31 PTO hp)

Continued

CODE	ATTACHMENT IDENTIFIER	DESCRIPTION	SUGGESTED LIST PRICE USD (\$)
		ATTACHMENTS FOR FIELD CONVERSION Continued...	
	LVB25971	7-Pin Trailer Connector (Cab) <i>Serial # (H512472 -)</i>	107.80
	LVB25960	7-Pin Trailer Connector (Open Station)	271.70
	LVB25866	Automotive Style Cruise, Load Match, Speed Match, and Upgraded Motion Match Switch	112.20
	LVB25607	Back-up Alarm Kit <i>Requires eHydro Transmission Option.</i>	126.50
	LVB24851	Horn Kit (Cab Only)	47.30
	TY4453	Tire Chains <i>For use with LVB25532 and LVB25495 Rear Tires. Not for use with Cab Tractors.</i>	See Parts
	TY15651	Tire Chains <i>For use with LVB25674 Front Tires.</i>	See Parts
	TY15653	Tire Chains <i>For use with LVB25672 Front Tires. Not for use with Cab Tractors</i>	See Parts
	TY4457	Tire Chains <i>For Use With LVB25496 Rear Tires.</i>	See Parts
	TY15649	Tire Chains <i>For use with 27x8.50-15 (R3) Front Tires</i>	See Parts
	LVB24930	Tool Box Kit <i>Cab Only.</i>	61.60
		Operator Environment:	
	LVB24983	Air Seat Suspension Kit (Cab Only)	723.80
	LVB25688	Air Seat Suspension Kit (Open Station Only) <i>Includes Air Ride Suspension Only. Used with Seat that Ships With Tractor.</i>	657.80
	LVB26065	Cab Speaker and Radio Mount Kit <i>Cab Only. Compatible only with MY2010 or previous models. See sales manual for details.</i>	90.20
	LVB25334	Canopy - Standard	572.00
	LVB25332	Canopy Mounting Bracket and Hardware Kit	103.40
	LVB24876	Cigarette Lighter/Ashtray Kit (Cab Only) <i>For 3320, 3520, 3720, 4320, 4520 and 4720 Tractors.</i>	47.30
	LVB24844	External Mirror Kit (Cab Only)	184.80
	RE289848	Radio, Deere/Delco AM/FM Stereo with Clock, Front Audio Input Jack for MP3 Players, and Weatherband <i>Requires LVB26065 Cab Speaker and Radio Mount Kit. Cab only. Compatible only with MY2010 or previous models.</i>	434.00

JOHN DEERE COMMERCIAL PRODUCTS
COMPACT UTILITY TRACTORS

3520 Compact Utility Tractor (30 - 31 PTO hp)

Continued

CODE	ATTACHMENT IDENTIFIER	DESCRIPTION	SUGGESTED LIST PRICE USD (\$)
		ATTACHMENTS FOR FIELD CONVERSION Continued...	
	RE289852	Radio, Deere/Delco AM/FM Stereo with Single Compact Disc Player, Clock, Front Audio Input Jack for MP3 Players, and Weatherband <i>Requires LVB26065 Cab Speaker and Radio Mount Kit. Cab only. Compatible only with MY2010 or previous models.</i>	849.00
	LVB24856	Rear Wiper Kit (Cab Only)	280.50
	SWJHD1620	Stereo with AM/FM, Weatherband, SIRIUS Satellite and iPod Ready <i>Stereo included with option Code 9520 when configuring Tractor.</i>	See Parts
	TY25324	Weather Protection Umbrella	See Parts
	720969235	Order Zone: 3-Point Hitch Tractor Receiver Hitch	In Catalog
	LP95233	Large Seat Cover	In Catalog
	LP95333	ROPS Organizer	In Catalog
		PTO:	
	LVB24846	Mid PTO Control Kit (Cab Only)	158.40
	LVB25537	Mid PTO Kit <i>Note: 3X20 Tractors equipped with RIO(Reverse Implement Option) and PRT transmission are not compatible with mid-mount mowers(for grooming). Tractors with serial numbers ending with 910000(OOS) and above will have RIO. Tractors with serial numbers ending with 940000(cab) and above will have RIO.</i>	656.70
		Spanish North American Kit:	
	LVB25997	Spanish North American Operator's Manual and Decal Kit <i>Cab Tractors. For 3320 and 3520 Tractors</i>	86.90
	LVB25989	Spanish North American Operator's Manual and Decal Kit <i>Open Station Tractors. For 3320 and 3520 Tractors</i>	70.40
	LVB26181	Spanish North American Operator's Manual and Decal Kit <i>Cab Tractors.</i>	90.20
	LVB26180	Spanish North American Operator's Manual and Decal Kit <i>Open Station Tractors.</i>	72.60
		Transmission:	
	LVA11189	Load Match Switch	See Parts
	LVB26139	PRT Oil Cooler Kit	291.50
	AR94493	Transmission Oil Heater <i>Requires AR95434 Cord Set, R34557 Clamp and (2) R44302, Self Locking Straps.</i>	See Parts
		Vandal Protection:	
	AL113087	Vandal Protection, Lockable Fuel Tank Cap <i>Cab Only.</i>	See Parts
		Weights:	
	BM19940	Attaching Hardware for Additional Rear Wheel Weight, 110 lb.	13.20

JOHN DEERE COMMERCIAL PRODUCTS
COMPACT UTILITY TRACTORS

3520 Compact Utility Tractor (30 - 31 PTO hp)

Continued

CODE	ATTACHMENT IDENTIFIER	DESCRIPTION	SUGGESTED LIST PRICE USD (\$)
		ATTACHMENTS FOR FIELD CONVERSION Continued...	
	BM19937	Attaching Hardware for Additional Rear Wheel Weight, 55 Lb.	9.90
	LVB25004	Attaching Hardware for Starter Rear Wheel Weight, 55 Lb.	52.80
	LVBM19607	Front Quik-Tatch Weight Kit (3020 Series, 3203, 4105) <i>Includes Rod and Spring Pins for Front Quik-Tatch Weights.</i>	46.20
	LVBM19581	Front Weight Bracket Extension Kit (3203, 3020 Series, 4105) <i>Includes Extension Bracket and All Hardware (Including Rod and Spring Pins) to Hold up to Ten Front Quik-Tatch Weights.</i>	238.70
	R66949	Quik-Tatch Weight, 42 Lb. <i>Requires (1) LVBM19607, Front Quik-Tatch Weight Kit.</i>	62.06
	BM19780	Quik-Tatch Weight, 70 lb. <i>Requires (1) LVBM19607, Front Quik-Tatch Weight Kit.</i>	108.90
	BM17968	Rear Wheel Weight, 55 Lb. <i>Starter and Additional Weight for 19.5 and 20 In. Wheel.</i>	140.80
	T19293	Weight, Rear Wheel 110 Lb. <i>Starter and Additional Weight for 24 In. Wheel. Requires Attaching Hardware 4 each of 03H1605 (Bolt) and 14H1039 (Nut) for Starter Weight and BM19940 for Additional Weight.</i>	277.64
		Wheels and Tires Front:	
	LVB25672	Two 2 position Steel Wheel with 7X14 In. 6PR (R1) Front Tires	467.50
	LVB25670	Two 2 Position Steel Wheels with 25x10.5LL-15 In. 6PR (R3) Turf Special Front Tires	770.00
	LVB25674	Two 2 Position Steel Wheels with 25x8.50-14 In. 6PR (R4) Front Tires	550.00
	LVB25673	Two 2 Position Steel Wheels with 27x8.5-15 In. 6PR (R4) Front Tires	606.10
	LVB25671	Two 2 Position Steel Wheels with 27x8.50-15 In. 6PR (R3) Front Tires	562.10
		Wheels and Tires Rear:	
	LVB25532	Two 2 Position Steel Wheels with 15-19.5 In. 6PR (R4) Rear Tires	1,552.10
	LVB25496	Two 2 Position Steel Wheels with 41x14.0-20 In. 4PR (R3) Rear Tires	1,655.50
	LVB25498	Two 2 Position Steel Wheels with 41x18LL-16.1 In. 6PR (R3) Turf Special Rear Tires	2,649.90
	LVB25494	Two 2 Position Steel Wheels with 43x16-20 In. 4PR (R4) Rear Tires	1,673.10
	LVB25495	Two 8 Position Steel Wheels with 11.2-24 In. 6PR (R1) Rear Tires	1,346.40

JOHN DEERE COMMERCIAL PRODUCTS
COMPACT UTILITY TRACTORS

3520 Compact Utility Tractor (30 - 31 PTO hp)
Continued

CODE	ATTACHMENT IDENTIFIER	DESCRIPTION	SUGGESTED LIST PRICE USD (\$)
------	--------------------------	-------------	-------------------------------------

EXTENDED WARRANTY - RESIDENTIAL OWNERS/USE

Visit <http://www.JohnDeere.com/ServicePlans> for more information on John Deere Service Contracts. May not be Available in Parts of the U.S., Not Available in Canada. Price may vary due to driving distance and/or time from machine to dealership location.

JOHN DEERE COMMERCIAL PRODUCTS

COMPACT UTILITY TRACTORS

3720 Compact Utility Tractor (35 PTO hp)

Equipment for Base Machine

ENGINE:
 Yanmar Liquid Cooled
 Diesel Engine
 Interim Tier IV EPA Emissions
 Certified
 Engine HP 43.2 (31.8 kW)**
 PTO HP 35.0 (26.1 kW)
 Rated Speed 2600 RPM
 **Manufacturer's Estimate of
 Power (ISO) per 97/68 EC

TRANSMISSION:
 4-Wheel Drive
 eHydro Transmission (3720)
 Differential Lock

HYDRAULICS:
 Dual Mid Selective Control
 Valve with Joystick Control
 Lever, Float, Regenerative
 Function, and SCV and
 Regenerative Lockout

PTO:
 Independent 540 RPM Rear PTO
 Electronically Engaged with
 Mechanical Mid-Both-Rear
 Selector

ELECTRICAL:
 12-Volt Electrical System
 40 Amp Alternator

Key Ignition Starter with
 Accessory and Pre-Heat
 Position
 Maintenance Free Battery with
 500 Cold Cranking Amps

OPERATOR PROTECTIVE STRUCTURE:
 Deluxe Adjustable Vinyl Seat
 with Retractable Seat Belt
 Folding ROPS (Roll-Over
 Protective Structure)
 Meets SAE J2194 and OSHA
 1928 ROPS Certification
 Standards
 Isolated Foot Rest
 ComfortGard Cab (Optional):
 12 Volt Auxiliary Power Outlet
 Air Conditioning and Heater
 Cell Phone Holder
 Deluxe Fabric Covered Seat with
 Retractable Seat Belt
 Armrests
 Dual Forward Work Lights
 Exclusive Raised Header Bar
 Two Speed Front Windshield
 Wiper/Washer
 Fully Isolated Cab
 High Impact Polymer Fenders with
 Integrated Tail Lights
 Radio Preparation (w/antenna,
 speakers, wiring, media player
 storage slot)

Molded Rubber Floormat
 Operator Manual Holder
 Rearview Mirror (Inside)
 Monitor Mounting Bosses (2 sets)
 Right Hand and Left Hand Console
 Storage
 Right Hand Control Center
 Sealed Quiet Cabin
 Sun Visor
 Swing-Out Rear
 Window w/removable
 rear plug for monitor or
 controller
 wiring harnesses
 Tilt Steering
 Two Front/Two Rear Roof Mounted
 Warning Lights
 Operator Presence with
 Safety Interlock System

BASE MACHINE (4WD):
 11.2-24 6PR (R1) Rear Tires
 7-14 6PR (R1) Front Tires

CODE	ATTACHMENT IDENTIFIER	DESCRIPTION	SUGGESTED LIST PRICE USD (\$)
------	--------------------------	-------------	-------------------------------------

Select One Code From Each Required Category

BASE MACHINE

F.O.B. Grovetown, Georgia

6823LV	3720 Compact Utility Tractor (35 PTO hp)	27,088.00
--------	--	-----------

OPERATOR STATION

1505	Open Station with Standard Seat <i>Option Codes 2035 (Auto HST), 7030 (Mid Dual and Single Electrohydraulic Rear SCV) and 2505 (Mid PTO) not available as package on Open Station Tractors. Requires option Codes 2500 (Less Mid PTO) and 7010 (Mid DSCV)</i>	In Base Price
1506	Open Station with Air Ride Seat <i>Option Codes 2035 (Auto HST), 7010 (Mid Dual SCV) and 2500 (Less Mid PTO) not available as package on Open Station Tractors with Air Ride Seat.</i>	344.00
1510	Cab with Standard Seat	7,529.00
1514	Deluxe Cab with Air Ride Seat <i>Includes Rear Wiper and Rear Work Light. Requires Option Codes 2025 (eHydro), 2505 (Mid PTO) and 7030 (Mid DSCV and Single Electrohydraulic Rear SCV). "Deluxe" Implies Mid PTO, Mid DSCV and Single Electrohydraulic Rear SCV.</i>	8,960.00

JOHN DEERE COMMERCIAL PRODUCTS
COMPACT UTILITY TRACTORS

3720 Compact Utility Tractor (35 PTO hp)
Continued

CODE	ATTACHMENT IDENTIFIER	DESCRIPTION	SUGGESTED LIST PRICE USD (\$)
TRANSMISSION			
2025		eHydro	In Base Price
Mid PTO			
2500		Less Mid PTO	In Base Price
2505		Mid PTO <i>Available only as Dealer-installed Option on 3520 Model Cab with standard seat Tractors.</i>	454.00
WHEELS WITH TIRES (TWO)			
4515		25x8.50-14 6PR Front R4 Ind 2 Pos. 15-19.5 6PR Rear R4 Ind. 2 Pos.	230.00
4520		27x8.50-15 6PR Front R3 Turf 2 Pos. 41x14.0-20 4PR Rear R3 Turf 2 Pos.	361.00
4525		7-14 6PR Front R1 Bar 2 Pos. 11.2-24 6PR Rear R1 Bar 8 Pos.	In Base Price
4570		25x10.5LL-15 6PR Front R3 Turf Special 2 Pos. 41x18LL-16.1 6PR Rear R3 Turf Special 2Pos.	1,276.00
4575		27x8.5-15 6PR Front R4 Ind. 2 Pos. 43x16-20 4PR Rear R4 Ind. 2 Pos.	410.00
4595		Less Wheels and Tires	-364.00
SELECTIVE CONTROL VALVES			
7010		Dual Mid Selective Control Valve	In Base Price
7030		Dual Mid & Single Electrohydraulic Rear SCV <i>Available only as Dealer-installed Option on 3320-3720 Model Cab with standard seat tractors.</i>	898.00
ATTACHMENTS - ORDER AS DESIRED			
Operator Environment:			
9520		Factory Installed Stereo (Jensen Receiver, Weather Band, Auxiliary Port, and iPod compatibility)	471.00
Operator Manual and Decal Kit:			
9800		Spanish North American Operator's Manual and Decal Kit	No Charge
9998		China Operator's Manual and Decal Kit	No Charge
9981		Bangladesh Operator's Manual and Decal Kit	No Charge
9982		Korea Operator's Manual and Decal Kit	No Charge
9983		Thailand Operator's Manual and Decal Kit	No Charge

ATTACHMENTS FOR FIELD CONVERSION

JOHN DEERE COMMERCIAL PRODUCTS
COMPACT UTILITY TRACTORS

3720 Compact Utility Tractor (35 PTO hp)

Continued

CODE	ATTACHMENT IDENTIFIER	DESCRIPTION	SUGGESTED LIST PRICE USD (\$)
		ATTACHMENTS FOR FIELD CONVERSION Continued...	
		Engine:	
	AR87167	Engine Coolant Heater (110 Volt)	See Parts
	LVA13457	Spark Arrester Screen	See Parts
	LVB25884	Vertical Exhaust Kit	385.00
		Fenders:	
	LVB25686	Front Fender Kit	521.40
	LVB24860	Rear Fender Extension Kit (Cab Only)	259.60
	LVB25684	Rear Fender Extension Kit (Open Station Only)	259.60
		Hitch:	
	LVB25308	Telescoping Draft Links <i>For Use on Tractors Equipped with Horizontal-Bar Stabilizers.</i>	342.10
	LVB25255	iMatch Quick Hitch Category 1 <i>Bushings NOT included. Orderable through parts (LVU15507).</i>	315.70
	LVB25976	iMatch Quick Hitch Category 1 with adjustable top hook	350.90
		Hood Guards:	
	BWA1190	Deluxe Hood Guard (3120-3720)	568.70
	BW15222	Deluxe Hood Guard Attachment	316.80
	BW15219	Hood Guard (3120-3720)	251.90
		Hydraulics:	
	LVB26035	4th & 5th Selective Control Valve Kit (Open Station Only) <i>Includes Rear Mounted Couplers, Hydraulic Lines and SCV Lever. Starting with MY2011. Not backward compatible. See Sales Manual for MY2011 serial number break.</i>	852.50
	LVB24854	Electric Diverter Kit (Cab Only) <i>Includes Two Additional SCV's Additional SCV's (Either Third and Fourth or Fourth and Fifth). Not compatible with MY2011 tractors. See sales manual for details.</i>	1,472.90
	LVB26076	Electric Diverter Kit (Cab Only) <i>Includes Two Additional SCV's Additional SCV's (Either Third and Fourth or Fourth and Fifth) Starting with MY2011. Not backward compatible. See Sales Manual for MY2011 serial number break</i>	1,537.80
	LVB25507	Electric Diverter Kit (Open Station Only) <i>Includes Diverter Valve, Two Sets of Rear Mounted couplers, Hydraulic Lines and Selector Switch. Not compatible with MY2011 tractors. See sales manual for details.</i>	1,478.40
	LVB26075	Electric Diverter Kit (Open Station Only) <i>Includes Diverter Valve, Two Sets of Rear Mounted couplers, Hydraulic Lines and Selector Switch. Starting with MY2011. Not backward compatible. See Sales Manual for MY2011 serial number break.</i>	1,537.80

JOHN DEERE COMMERCIAL PRODUCTS
COMPACT UTILITY TRACTORS

3720 Compact Utility Tractor (35 PTO hp)
Continued

CODE	ATTACHMENT IDENTIFIER	DESCRIPTION	SUGGESTED LIST PRICE USD (\$)
		ATTACHMENTS FOR FIELD CONVERSION Continued...	
	LVB26031	Electrohydraulic Third SCV Kit (Cab Only) <i>Includes Rear Mounted Couplers, Hydraulic Lines and SCV Lever. Starting with MY2011. Not backward compatible. See Sales Manual for MY2011 serial number break.</i>	1,112.10
	LVB26030	Electrohydraulic Third SCV Kit (Open Station Only) <i>For 3120-3720 Tractors, Dual SCV is Standard. Starting with MY2011. Not backward compatible. See Sales Manual for MY2011 serial number break.</i>	1,112.10
	LVB25781	Power Beyond Kit (Cab Tractors Only) <i>Includes Rear Mounted Hydraulic Couplers and Hoses for Use with Backhoe on 3120-3720 Cab Tractors. Not compatible with MY2011 tractors. See sales manual for details.</i>	396.00
	LVB26069	Power Beyond Kit (Cab Tractors Only) <i>Includes Rear Mounted Hydraulic Couplers and Hoses for use with Backhoe on 3120-3720 Cab Tractors. Starting with MY2011. Not backward compatible. See Sales Manual for MY2011 serial number break.</i>	412.50
	LVB25505	Power Beyond Kit (Open Station Only) <i>Includes Rear Mounted Hydraulic Couplers and Hoses for Use with Backhoe on 3120-3720, 4105 Open Station Tractors. Not compatible with MY2011 tractors. See sales manual for details.</i>	334.40
	LVB26064	Power Beyond Kit (Open Station Only) <i>Includes Rear Mounted Hydraulic Couplers and Hoses for Use with Backhoe on 3120-3720, 4105 Open Station Tractors. Starting with MY2011. Not backward compatible. See Sales Manual for MY2011 serial number break.</i>	412.50
	LVB25506	Third Selective Control Valve Kit (Open Station Only) <i>For 3120-3720 Tractors, Dual SCV is Standard. Not compatible with MY2011 or older tractors. See sales manual for details.</i>	278.30
	LVB24845	Third Selective control Valve Kit (Cab Only) <i>Includes Rear Mounted Couplers, Hydraulic Lines and SCV Lever. Not compatible with MY2011 or older tractors. See sales manual for details.</i>	333.30
	LVB25311	Top and Tilt Field Kit <i>Requires Electric Diverter Kit. For 3320 and 3520 MY2011 and prior</i>	1,125.30
	LVB26160	Top and Tilt Field Kit <i>Requires Electric Diverter Kit. Prior to MY2011 order LVB25311.</i>	1,236.40
		Lighting:	
	LVB25547	Auxiliary Rear Work Light Kit (1 Light) <i>Includes Wiring Harness. Not Compatible with Forward Lighting Kit (LVB25546). Not for use with Cab Tractors.</i>	62.70
	LVB24852	Beacon Light Kit (Cab Only)	236.50
	LVB25546	Forward Lighting Kit (2 Lights) <i>Requires Light Brush Guard Kit, LVB25016. Open Station Only.</i>	95.70
	LVB24853	Rear Work Light Kit (2 Lights) (Cab Only) <i>Cab is Pre-Wired.</i>	150.70
	LVB25016	Warning Light Brush Guard Kit (Two Guards)	49.50

JOHN DEERE COMMERCIAL PRODUCTS
COMPACT UTILITY TRACTORS

3720 Compact Utility Tractor (35 PTO hp)
Continued

CODE	ATTACHMENT IDENTIFIER	DESCRIPTION	SUGGESTED LIST PRICE USD (\$)
ATTACHMENTS FOR FIELD CONVERSION Continued...			
		Miscellaneous:	
	LVB25015	55 Amp Alternator	304.70
	LVB25971	7-Pin Trailer Connector (Cab) <i>Serial # (H522565 -)</i>	107.80
	LVB25960	7-Pin Trailer Connector (Open Station)	271.70
	LVB25866	Automotive Style Cruise, Load Match, Speed Match, and Upgraded Motion Match Switch	112.20
	LVB25607	Back-up Alarm Kit <i>Requires eHydro Transmission Option.</i>	126.50
	LVB24851	Horn Kit (Cab Only)	47.30
	TY4453	Tire Chains <i>For use with LVB25532 and LVB25495 Rear Tires. Not for use with Cab Tractors.</i>	See Parts
	TY15651	Tire Chains <i>For use with LVB25674 Front Tires.</i>	See Parts
	TY15653	Tire Chains <i>For use with LVB25672 Front Tires. Not for use with Cab Tractors</i>	See Parts
	TY4457	Tire Chains <i>For Use With LVB25496 Rear Tires.</i>	See Parts
	TY15649	Tire Chains <i>For use with 27x8.50-15 (R3) Front Tires</i>	See Parts
	LVB24930	Tool Box Kit <i>Cab Only.</i>	61.60
		Operator Environment:	
	LVB24983	Air Seat Suspension Kit (Cab Only)	723.80
	LVB25688	Air Seat Suspension Kit (Open Station Only) <i>Includes Air Ride Suspension Only. Used with Seat that Ships With Tractor.</i>	657.80
	LVB26065	Cab Speaker and Radio Mount Kit <i>Cab Only. Compatible only with MY2010 or previous models. See sales manual for details.</i>	90.20
	LVB25334	Canopy - Standard	572.00
	LVB25332	Canopy Mounting Bracket and Hardware Kit	103.40
	LVB24876	Cigarette Lighter/Ashtray Kit (Cab Only) <i>For 3320, 3520, 3720, 4320, 4520 and 4720 Tractors.</i>	47.30
	LVB24844	External Mirror Kit (Cab Only)	184.80
	RE289848	Radio, Deere/Delco AM/FM Stereo with Clock, Front Audio Input Jack for MP3 Players, and Weatherband <i>Requires LVB26065 Cab Speaker and Radio Mount Kit. Cab only. Compatible only with MY2010 or previous models.</i>	434.00

JOHN DEERE COMMERCIAL PRODUCTS
COMPACT UTILITY TRACTORS

3720 Compact Utility Tractor (35 PTO hp)
Continued

CODE	ATTACHMENT IDENTIFIER	DESCRIPTION	SUGGESTED LIST PRICE USD (\$)
		ATTACHMENTS FOR FIELD CONVERSION Continued...	
	RE289852	Radio, Deere/Delco AM/FM Stereo with Single Compact Disc Player, Clock, Front Audio Input Jack for MP3 Players, and Weatherband <i>Requires LVB26065 Cab Speaker and Radio Mount Kit. Cab only. Compatible only with MY2010 or previous models.</i>	849.00
	LVB24856	Rear Wiper Kit (Cab Only)	280.50
	SWJHD1620	Stereo with AM/FM, Weatherband, SIRIUS Satellite and iPod Ready <i>Stereo included with option Code 9520 when configuring Tractor.</i>	See Parts
	TY25324	Weather Protection Umbrella	See Parts
	720969235	Order Zone: 3-Point Hitch Tractor Receiver Hitch	In Catalog
	LP95233	Large Seat Cover	In Catalog
	LP95333	ROPS Organizer	In Catalog
	LVB24846	PTO: Mid PTO Control Kit (Cab Only)	158.40
	LVB25537	Mid PTO Kit <i>Note: 3X20 Tractors equipped with RIO(Reverse Implement Option) and PRT transmission are not compatible with mid-mount mowers(for grooming). Tractors with serial numbers ending with 910000(OOS) and above will have RIO. Tractors with serial numbers ending with 940000(cab) and above will have RIO.</i>	656.70
	LVB26181	Spanish North American Kit: Spanish North American Operator's Manual and Decal Kit <i>Cab Tractors.</i>	90.20
	LVB26180	Spanish North American Operator's Manual and Decal Kit <i>Open Station Tractors.</i>	72.60
	LVA11189	Transmission: Load Match Switch	See Parts
	LVB26139	PRT Oil Cooler Kit	291.50
	AR94493	Transmission Oil Heater <i>Requires AR95434 Cord Set, R34557 Clamp and (2) R44302, Self Locking Straps.</i>	See Parts
	AL113087	Vandal Protection: Vandal Protection, Lockable Fuel Tank Cap <i>Cab Only.</i>	See Parts
	BM19940	Weights: Attaching Hardware for Additional Rear Wheel Weight, 110 lb.	13.20
	BM19937	Attaching Hardware for Additional Rear Wheel Weight, 55 Lb.	9.90
	LVB25004	Attaching Hardware for Starter Rear Wheel Weight, 55 Lb.	52.80
	LVBM19607	Front Quik-Tatch Weight Kit (3020 Series, 3203, 4105) <i>Includes Rod and Spring Pins for Front Quik-Tatch Weights.</i>	46.20

JOHN DEERE COMMERCIAL PRODUCTS
COMPACT UTILITY TRACTORS

3720 Compact Utility Tractor (35 PTO hp)

Continued

CODE	ATTACHMENT IDENTIFIER	DESCRIPTION	SUGGESTED LIST PRICE USD (\$)
		ATTACHMENTS FOR FIELD CONVERSION Continued...	
	LVBM19581	Front Weight Bracket Extension Kit (3203, 3020 Series, 4105) <i>Includes Extension Bracket and All Hardware (Including Rod and Spring Pins) to Hold up to Ten Front Quik-Tatch Weights.</i>	238.70
	R66949	Quik-Tatch Weight, 42 Lb. <i>Requires (1) LVBM19607, Front Quik-Tatch Weight Kit.</i>	62.06
	BM19780	Quik-Tatch Weight, 70 lb. <i>Requires (1) LVBM19607, Front Quik-Tatch Weight Kit.</i>	108.90
	BM17968	Rear Wheel Weight, 55 Lb. <i>Starter and Additional Weight for 19.5 and 20 In. Wheel.</i>	140.80
	T19293	Weight, Rear Wheel 110 Lb. <i>Starter and Additional Weight for 24 In. Wheel. Requires Attaching Hardware 4 each of 03H1605 (Bolt) and 14H1039 (Nut) for Starter Weight and BM19940 for Additional Weight.</i>	277.64
		Wheels and Tires Front:	
	LVB25672	Two 2 position Steel Wheel with 7X14 In. 6PR (R1) Front Tires	467.50
	LVB25670	Two 2 Position Steel Wheels with 25x10.5LL-15 In. 6PR (R3) Turf Special Front Tires	770.00
	LVB25674	Two 2 Position Steel Wheels with 25x8.50-14 In. 6PR (R4) Front Tires	550.00
	LVB25673	Two 2 Position Steel Wheels with 27x8.5-15 In. 6PR (R4) Front Tires	606.10
	LVB25671	Two 2 Position Steel Wheels with 27x8.50-15 In. 6PR (R3) Front Tires	562.10
		Wheels and Tires Rear:	
	LVB25532	Two 2 Position Steel Wheels with 15-19.5 In. 6PR (R4) Rear Tires	1,552.10
	LVB25496	Two 2 Position Steel Wheels with 41x14.0-20 In. 4PR (R3) Rear Tires	1,655.50
	LVB25498	Two 2 Position Steel Wheels with 41x18LL-16.1 In. 6PR (R3) Turf Special Rear Tires	2,649.90
	LVB25494	Two 2 Position Steel Wheels with 43x16-20 In. 4PR (R4) Rear Tires	1,673.10
	LVB25495	Two 8 Position Steel Wheels with 11.2-24 In. 6PR (R1) Rear Tires	1,346.40

EXTENDED WARRANTY - RESIDENTIAL OWNERS/USE

Visit <http://www.JohnDeere.com/ServicePlans> for more information on John Deere Service Contracts. May not be Available in Parts of the U.S., Not Available in Canada. Price may vary due to driving distance and/or time from machine to dealership location.

JOHN DEERE COMMERCIAL PRODUCTS

4105 Compact Utility Tractor (33 PTO hp) Equipment for Base Machine

ENGINE:
Yanmar Liquid Cooled
TurboDiesel Engine
Interim Tier IV EPA Emissions
Certified
Engine HP 40.2 (29.8 kW)**
PTO HP 32.5 (24.2 kW) HST
Rated Speed 2600 RPM
**Manufactures Estimate of
Power (ISO) per 97/68 EC
TRANSMISSION:
4-Wheel Drive
HST Transmission
Differential Lock
HYDRAULICS:
Dual Mid Selective Control
Valve with Joystick Control

Lever, Float, Regenerative
Function, and SCV Lockout
PTO:
Independent 540 RPM Rear PTO
Electronically Actuated
ELECTRICAL:
12-Volt Electrical System
40 Amp Alternator
Key Ignition Starter with
Accessory and Pre-Heat
Position
Maintenance Free Battery with
500 Cold Cranking Amps
OPERATOR PROTECTIVE STRUCTURE:
Adjustable High Back Vinyl Seat
with Spring Suspension
Fixed ROPS (Roll-Over

Protective Structure)
Meets ASAE S478 and OSHA 1928
ROPS Certification Standards
Operator Presence with Safety
Interlock System
BASE MACHINE (4WD):
R1 or R4 Tires

CODE	ATTACHMENT IDENTIFIER	DESCRIPTION	SUGGESTED LIST PRICE USD (\$)
Select One Code From Each Required Category			
BASE MACHINE			
<i>F.O.B. Grovetown, Georgia</i>			
1493LV		4105 Compact Utility Tractor (33 PTO hp)	21,674.00
Operator Station			
1505		Open Station with Standard Seat	In Base Price
TRANSMISSION			
2025		HST Transmission	In Base Price
Mid PTO			
2500		Less Mid PTO	In Base Price
WHEELS WITH TIRES (TWO)			
4555		8-16 6PR Front R1 Bar 14.9-24 8PR Rear R1 Bar	In Base Price
4560		10.00-16.5 6PR Front R4 Ind. 17.5L-24 8PR Rear R4 Ind.	432.00
SELECTIVE CONTROL VALVES			
7010		Dual Mid Selective Control Valve	In Base Price
ATTACHMENTS - ORDER AS DESIRED			
9800		Spanish North American Kit: Spanish North American Operator's Manual and Decal Kit	No Charge

ATTACHMENTS FOR FIELD CONVERSION

JOHN DEERE COMMERCIAL PRODUCTS

4105 Compact Utility Tractor (33 PTO hp)

Continued

CODE	ATTACHMENT IDENTIFIER	DESCRIPTION	SUGGESTED LIST PRICE USD (\$)
ATTACHMENTS FOR FIELD CONVERSION Continued...			
		Engine:	
AT118553		Air Cleaner Service Indicator (Donaldson)	See Parts
AR87167		Engine Coolant Heater (110 Volt) <i>Diesel Engines Only.</i>	See Parts
LVA13457		Spark Arrester Screen	See Parts
LVB25884		Vertical Exhaust Kit	385.00
		Hitch:	
LVB25308		Telescoping Draft Links	342.10
LVU15507		iMatch Quick Hitch Bushings	See Parts
LVB25255		iMatch Quick Hitch Category 1 <i>Bushings NOT included. Orderable through parts (LVU15507).</i>	315.70
LVB25976		iMatch Quick Hitch Category 1 with adjustable top hook	350.90
		Hood Guards:	
BW15783		Hood Guard (4105) <i>For Tractor serial numbers 1LV4105HKAH410001 and below For Tractors 1LV4105HKAH410001 and above use BW16040.</i>	251.90
BW16040		Hood Guard (4105) <i>For Tractor serial numbers 1LV4105HKAH410001 and above. For Tractors 1LV4105HKAH410001 and below, use BW15783.</i>	251.90
		Hydraulics:	
LVB26030		Electrohydraulic Third SCV Kit (Open Station Only) <i>For 3120-3720 and 4105 Tractors, Dual SCV is Standard. Starting with MY2011. Not backward compatible. See Sales Manual for MY2011 serial number break.</i>	1,112.10
LVB25505		Power Beyond Kit (Open Station Only) <i>Includes Rear Mounted Hydraulic Couplers and Hoses for Use with Backhoe on 3120-3720, 4105 Open Station Tractors. Not compatible with MY2011 tractors. See sales manual for details.</i>	334.40
LVB26064		Power Beyond Kit (Open Station Only) <i>Includes Rear Mounted Hydraulic Couplers and Hoses for Use with Backhoe on 3120-3720, 4105 Open Station Tractors. Starting with MY2011. Not backward compatible. See Sales Manual for MY2011 serial number break.</i>	412.50
		Lighting:	
LVB25547		Auxiliary Rear Work Light Kit (1 Light) <i>Includes Wiring Harness. Not Compatible with Forward Lighting Kit (LVB25546). Not for use with Cab Tractors.</i>	62.70
LVB25546		Forward Lighting Kit (2 Lights) <i>Requires Light Brush Guard Kit, LVB25016. Not Compatible with Rear Work Lighting Kit (LVB25547).</i>	95.70
LVB25016		Warning Light Brush Guard Kit (Two Guards)	49.50
		Miscellaneous:	
LVB25015		55 Amp Alternator	304.70
LVB26021		Cruise Control Kit	304.70

JOHN DEERE COMMERCIAL PRODUCTS

4105 Compact Utility Tractor (33 PTO hp)

Continued

CODE	ATTACHMENT IDENTIFIER	DESCRIPTION	SUGGESTED LIST PRICE USD (\$)
		ATTACHMENTS FOR FIELD CONVERSION Continued...	
	TY16202	Tire Chains <i>For Use with 17.5L-24 In. 8 (R4) Rear Tires</i>	See Parts
	LVB25334	Operator Environment: Canopy - Standard <i>Requires LVB25332 Canopy Mounting Bracket and Hardware Kit.</i>	572.00
	LVB25332	Canopy Mounting Bracket and Hardware Kit	103.40
	720969235	Order Zone: 3-Point Hitch Tractor Receiver Hitch	In Catalog
	LP95333	ROPS Organizer	In Catalog
	LVB25990	Spanish North American Kit: Spanish North American Operators Manual and Decal Kit <i>For 4105 Tractor</i>	68.20
	LVB26188	Spanish North American Operators Manual and Decal Kit	77.00
	AR94493	Transmission: Transmission Oil Heater <i>Requires AR95434 Cord Set, R34557 Clamp and (2) R44302, Self Locking Straps.</i>	See Parts
	BM19940	Weights: Attaching Hardware for Additional Rear Wheel Weight, 110 lb.	13.20
	LVBM19607	Front Quik-Tatch Weight Kit (3020 Series, 3203, 4105) <i>Includes Rod and Spring Pins for Front Quik-Tatch Weights.</i>	46.20
	LVBM19581	Front Weight Bracket Extension Kit (3203, 3020 Series, 4105) <i>Includes Extension Bracket and All Hardware (Including Rod and Spring Pins) to Hold up to Ten Front Quik-Tatch Weights.</i>	238.70
	R66949	Quik-Tatch Weight, 42 Lb. <i>Requires CH15318, Pin.</i>	62.06
	BM19780	Quik-Tatch Weight, 70 lb. <i>Requires (1) LVB24952.</i>	108.90
	T19293	Weight, Rear Wheel 110 Lb.	277.64
	BM19108	Wheels and Tires Front: Two 2 Position Steel Wheels With 10-16.5 In. 6 PR (R4) Front Tires	949.30
	LVB26029	Wheels and Tires Rear: Steel Wheels with 17.5L-24 6PR R4 Rear Tires	2,211.00

EXTENDED WARRANTY - RESIDENTIAL OWNERS/USE

Visit <http://www.JohnDeere.com/ServicePlans> for more information on John Deere Service Contracts. May not be Available in Parts of the U.S., Not Available in Canada. Price may vary due to driving distance and/or time from machine to dealership location.

JOHN DEERE COMMERCIAL PRODUCTS

COMPACT UTILITY TRACTORS

4120 Compact Utility Tractor (35 - 37 PTO hp)

Equipment for Base Machine

ENGINE:
 John Deere PowerTech
 4 Cylinder Liquid Cooled
 Turbocharged Diesel Engine
 Interim Tier IV EPA Emissions
 Certified
 Engine HP 43.0 (31.6 kW)**
 PTO HP 37.0 (27.6 kW)PRT
 PTO HP 35.0 (26.1 kW) HST
 Rated Speed 2400 RPM
 **Manufacturers Estimate of
 Power (ISO) per 97/68 EC

TRANSMISSION:
 PowrReverser Transmission:
 Synchronized - 12 Speeds
 Forward, 12 Speeds Reverse
 Dual Multi-Disk Wet Clutches
 Differential Lock
 4-Wheel Drive

HYDRAULICS:
 Dual Mid Selective Control
 Valve with Joystick Control
 Lever, Float, Regenerative

Function, and SCV and
 Regenerative Lockout

INSTRUMENTATION:
 Performance Tracking System
 Diagnostic Control Panel
 Hour Meter
 Speedometer (eHydro only)
 MotionMatch (eHydro only)
 LoadMatch (eHydro only)

ELECTRICAL:
 12-Volt Electrical System
 70 Amp Alternator
 Key Ignition Starter with
 Accessory and Pre-Heat
 Position
 Wet Battery with 770
 Cold Cranking Amps

OPERATOR PROTECTIVE STRUCTURE:
 Deluxe Adjustable Vinyl Seat
 with Retractable Seat Belt
 Folding ROPS (Roll-Over
 Protective Structure)

Meets SAE J2194 and OSHA
 1928 ROPS Certification
 Standards for North America
 and Europe
 Isolated Foot Rest
 Operator Presence with
 Safety Interlock

BASE MACHINE (4WD):
 Two 8 Position Steel Wheels
 with 13.6-28 4PR (R1)
 Rear Tires
 Two 2 Position Steel Wheels
 with 8-16 6PR (R1)
 Front Tires

CODE	ATTACHMENT IDENTIFIER	DESCRIPTION	SUGGESTED LIST PRICE USD (\$)
Select One Code From Each Required Category			
BASE MACHINE			
<i>F.O.B. Grovetown, Georgia</i>			
6835LV		4120 Compact Utility Tractor (35 - 37 PTO hp)	27,405.00
OPERATOR STATION			
1505		Open Station with Standard Seat	In Base Price
TRANSMISSION			
2015		12F/12R PowrReverser <i>Not Available on Cab Tractors.</i>	In Base Price
2025		eHydro	1,475.00
WHEELS WITH TIRES (TWO)			
4540		27x10.5-15 4PR Front R3 Turf 2 Pos. Bias 44X18.0-20 4PR Rear R3 Turf 2 Pos. Bias	204.00
4550		8-16 6PR Front R1 2 Pos. Bias 13.6-28 4PR Rear R1 Bar 8 Pos. Bias	In Base Price
4580		10-16.5 6PR Front R4 Ind. 2 Pos. Bias 16.9L-24 6PR Rear R4 Ind. 2 Pos. Bias	477.00
4565		27-12LL-15 6PR Front R3 Turf Special 2 Pos. Bias 22.5LL-16.1 6PR Rear R3 Turf Special 2 Pos. Bias	1,679.00

JOHN DEERE COMMERCIAL PRODUCTS
COMPACT UTILITY TRACTORS

4120 Compact Utility Tractor (35 - 37 PTO hp)

Continued

CODE	ATTACHMENT IDENTIFIER	DESCRIPTION	SUGGESTED LIST PRICE USD (\$)
SELECTIVE CONTROL VALVES			
7010		Dual Mid SCV	In Base Price
ATTACHMENTS - ORDER AS DESIRED			
Operator Environment:			
Spanish North American Kit:			
9800		Spanish North American Operator's Manual and Decal Kit	No Charge
ATTACHMENTS FOR FIELD CONVERSION			
Engine:			
LVA13458		Spark Arrester Screen	See Parts
LVB25561		Vertical Exhaust Kit <i>PRT Serial #(- 615000), HST Serial #(- 610000).</i>	232.10
LVB25765		Vertical Exhaust Kit <i>PRT Serial #(615001 -), HST Serial #(610001 -).</i>	386.10
RE51650		Water Separator Clear Bowl	See Parts
Fenders:			
LVB25685		Front Fender Kit	521.40
LVB25683		Rear Fender Extension Kit (Open Station Only)	272.80
Hitch:			
LVB25309		Telescoping Draft Links	378.40
LVB25255		iMatch Quick Hitch Category 1 <i>Bushings NOT included. Orderable through parts (LVU15507).</i>	315.70
LVB25976		iMatch Quick Hitch Category 1 with adjustable top hook	350.90
Hood Guards:			
BW15222		Deluxe Hood Guard Attachment	316.80
BW15221		Hood Guard (4120-4720)	251.90
Hydraulics:			
LVB26072		4th & 5th Electrohydraulic SCV Kit (Cab Only) <i>Includes Rear Mounted Couplers, Hydraulic Lines and SCV Lever. Starting with MY2011. Not backward compatible. See Sales Manual for MY2011 serial number break. Also see SCV Options Table under Notes for the appropriate parts needed for installation.</i>	1,365.10
LVB26037		4th & 5th Selective Control Valve Kit (Open Station Only) <i>Includes Rear Mounted Couplers, Hydraulic Lines and SCV Lever. Starting with MY2011. Not backward compatible. See Sales Manual for MY2011 serial number break.</i>	852.50
LVB25511		Electric Diverter Kit (Open Station Only) <i>Includes Two Additional SCV's (Either Third and Fourth or Fourth and Fifth) Not compatible with MY2011 tractors. See sales manual for details.</i>	1,478.40
LVB26077		Electric Diverter Kit (Open Station Only) <i>Includes two additional SCV's.</i>	1,478.40

JOHN DEERE COMMERCIAL PRODUCTS
COMPACT UTILITY TRACTORS

4120 Compact Utility Tractor (35 - 37 PTO hp)

Continued

CODE	ATTACHMENT IDENTIFIER	DESCRIPTION	SUGGESTED LIST PRICE USD (\$)
		ATTACHMENTS FOR FIELD CONVERSION Continued...	
	LVB26032	Electrohydraulic Third SCV Kit (Open Station Only) <i>Includes Rear Mounted Couplers, Hydraulic Lines and SCV Lever. Starting with MY2011. Not backward compatible. See Sales Manual for MY2011 serial number break.</i>	1,112.10
	LVB25512	Power Beyond Kit (Open Station Only) <i>Includes Rear Mounted Hydraulic Couplers and Hose for Use with Backhoe on 4510-4710 and 4120-4720 Open Station Tractors. Not compatible with MY2011 tractors. See sales manual for details.</i>	317.90
	LVB26066	Power Beyond Kit (Open Station Only) <i>Includes Rear Mounted Hydraulic Couplers and Hose for Use with Backhoe on 4510-4710 and 4120-4720 Open Station Tractors. Starting with MY2011. Not backward compatible. See Sales Manual for MY2011 serial number break.</i>	412.50
	LVB25513	Third Selective Control Valve Kit (Open Station Only) <i>Includes Rear Mounted Couplers, Hydraulic Lines and SCV Lever. Not compatible with MY2011 or older tractors. See sales manual for details.</i>	278.30
	LVB25312	Top and Tilt Field Kit <i>Requires Electric Diverter Kit. For 4120, 4320 and 4520 MY2011 and prior.</i>	1,125.30
	LVB26161	Top and Tilt Field Kit <i>Requires Electric Diverter Kit. Prior to MY2011 order LVB25312.</i>	1,236.40
		Kits and Accessories:	
	RE527545	Engine Block Heater	See Parts
		Lighting:	
	LVB25547	Auxiliary Rear Work Light Kit (1 Light) <i>Includes Wiring Harness. Not Compatible with Forward Lighting Kit (LVB25546). Not for use with Cab Tractors.</i>	62.70
	LVB25546	Forward Lighting Kit (2 Lights) <i>Requires Light Brush Guard Kit, LVB25236. Open Station Only.</i>	95.70
	LVB25236	Warning Light Brush Guard Kit (Two Guards) <i>Open Station Only.</i>	61.60
		Miscellaneous:	
	LVB25960	7-Pin Trailer Connector (Open Station)	271.70
	LVB25866	Automotive Style Cruise, Load Match, Speed Match, and Upgraded Motion Match Switch	112.20
	LVB25607	Back-up Alarm Kit <i>Requires eHydro Transmission Option.</i>	126.50
	TY15201	Tire Chains <i>For Use with 10-16.5 In. 6 PR (R4) Front Tires</i>	See Parts
	TY15988	Tire Chains <i>For Use with 44X18.00-20 In. 4PR (R3) Rear Tires</i>	See Parts
	TY16202	Tire Chains <i>For Use with 17.5L-24 In. 8 (R4) Rear Tires</i>	See Parts

JOHN DEERE COMMERCIAL PRODUCTS
COMPACT UTILITY TRACTORS

4120 Compact Utility Tractor (35 - 37 PTO hp)

Continued

CODE	ATTACHMENT IDENTIFIER	DESCRIPTION	SUGGESTED LIST PRICE USD (\$)
		ATTACHMENTS FOR FIELD CONVERSION Continued...	
	TY4462	Tire Chains <i>For Use with 13.6-28 In. 4PR (R1) Rear Tires.</i>	See Parts
	LVB24865	Tool Box Kit	165.00
	LVB25688	Operator Environment: Air Seat Suspension Kit (Open Station Only) <i>Includes Air Ride Suspension Only. Used with Seat that Ships With Tractor.</i>	657.80
	LVB25334	Canopy - Standard	572.00
	LVB25332	Canopy Mounting Bracket and Hardware Kit	103.40
	LVB25501	Seat Armrest Kit <i>Open Station Only, Standard on Cab Tractors.</i>	140.80
	TY25324	Weather Protection Umbrella	See Parts
	720969235	Order Zone: 3-Point Hitch Tractor Receiver Hitch	In Catalog
	LP95233	Large Seat Cover	In Catalog
	LP95333	ROPS Organizer	In Catalog
	LVB25959	PTO: Mid PTO Kit <i>4X20 Tractors with SN ending in 916000 (OOS) and 946000 (Cab) are NOT compatible with mid-mount mowers. Cab Tractors Require LVB24847 Mid PTO Controls.</i>	740.30
	LVB25996	Spanish North American Kit: Spanish North American Operator's Manual and Decal Kit <i>Cab Tractors. For 4120, 4320 and 4520 Tractors</i>	78.10
	LVB26186	Spanish North American Operator's Manual and Decal Kit <i>Cab Tractors.</i>	80.30
	LVB25988	Spanish North American Operators Manual and Decal Kit <i>Open Station Tractors. For 4120, 4320 and 4520 Tractors</i>	62.70
	LVB26185	Spanish North American Operators Manual and Decal Kit <i>Open Station Tractors.</i>	64.90
	LVB25865	Transmission: PRT Oil Cooler Kit	280.50
	AR94493	Transmission Oil Heater <i>Requires AR95434 Cord Set, R34557 Clamp and (2) R44302, Self Locking Straps.</i>	See Parts
	BM19940	Weights: Attaching Hardware for Additional Rear Wheel Weight, 110 lb.	13.20
	BM19937	Attaching Hardware for Additional Rear Wheel Weight, 55 Lb.	9.90

JOHN DEERE COMMERCIAL PRODUCTS
COMPACT UTILITY TRACTORS

4120 Compact Utility Tractor (35 - 37 PTO hp)

Continued

CODE	ATTACHMENT IDENTIFIER	DESCRIPTION	SUGGESTED LIST PRICE USD (\$)
		ATTACHMENTS FOR FIELD CONVERSION Continued...	
	BM19939	Attaching Hardware for Starter Rear Wheel Weight, 110 lb.	36.30
	LVB25004	Attaching Hardware for Starter Rear Wheel Weight, 55 Lb.	52.80
	LVB25705	Front Quik-Tatch Weight Kit (4020 Series) <i>Includes Rod and Spring Pins for Front Quik-Tatch Weights.</i>	44.00
	LVBM19596	Front Weight Bracket Extension Kit (4020 Series) <i>Includes Extension Bracket and All Hardware (Including Rod and Spring Pins) to Hold up to Twelve Front Quik-Tatch Weights.</i>	255.20
	R66949	Quik-Tatch Weight, 42 Lb. <i>Requires (1) LVB25705, Front Weight Pin Kit.</i>	62.06
	BM19780	Quik-Tatch Weight, 70 lb. <i>Requires (1) LVB25705, Front Quik-Tatch Weight Kit.</i>	108.90
	BM17968	Rear Wheel Weight, 55 Lb. <i>Starter and Additional Weight for 19.5 and 20 In. Wheel.</i>	140.80
	T19293	Weight, Rear Wheel 110 Lb. <i>Starter and Additional Weight for 24 and 28 In. Wheel.</i>	277.64
		Wheels and Tires Front:	
	BM19108	Two 2 Position Steel Wheels With 10-16.5 In. 6 PR (R4) Front Tires	949.30
	LVB25007	Two 2 Position Steel Wheels With 27-12LL-15 In. 6 PR (R3) Turf Special Front Tires	1,080.20
	BM19083	Two 2 Position Steel Wheels With 8-16 In. 6 PR (R1) Front Tires	678.70
	LVB25108	Two 2 Position Steel Wheels with 27X10.50-15 In. 4PR (R3) Front Tires	606.10
		Wheels and Tires Rear:	
	LVB25981	Two 2 Position Steel Wheels With 17.5L-24 In. 6PR (R4) Rear Tires	2,261.60
	BM19208	Two 2 Position Steel Wheels With 22.5LL-16.1 In. 6 PR (R3) Turf Special Rear Tires	3,687.20
	LVB25000	Two 2 Position Steel Wheels With 44X18.00-20 In. 4 PR (R3) Rear Tires	2,248.40
	BLV10328	Two 2 Position Steel Wheels With 16.9L-24 In. 6PR (R4) Rear Tires	3,064.60
	BM19113	Two 8 Position Steel Wheels With 13.6-28 In. 4PR (R1) Rear Tires	1,916.20

JOHN DEERE COMMERCIAL PRODUCTS

COMPACT UTILITY TRACTORS

4320 Compact Utility Tractor (40 PTO hp)

Equipment for Base Machine

ENGINE:

John Deere PowerTech
4 Cylinder Liquid Cooled
Turbocharged Diesel Engine
Interim Tier IV EPA Emissions
Certified
Engine HP 48.0 (35.3 kW)**
PTO HP 39.9 (29.8 kW)
Rated Engine Speed 2400 RPM
**Manufacturers Estimate of
Power
(ISO) per 97/68 EC

TRANSMISSION:

PowrReverser Transmission:
Synchronized - 12 Speeds
Forward, 12 Speeds Reverse
Dual Multi-Disk Wet Clutches
Differential Lock
4-Wheel Drive

HYDRAULICS:

Dual Mid Selective Control
Valve with Joystick Control
Lever, Float, Regenerative
Function, and SCV and
Regenerative Lockout

INSTRUMENTATION:

Performance Tracking System
Diagnostic Control Panel
Hour Meter
Speedometer (eHydro only)
MotionMatch (eHydro only)
LoadMatch (eHydro only)

ELECTRICAL:

12-Volt Electrical System
70 Amp Alternator
Key Ignition Starter with
Accessory and Pre-Heat
Position
Wet Battery with 770
Cold Cranking Amps

OPERATOR PROTECTIVE STRUCTURE:

Deluxe Adjustable Vinyl Seat
with Retractable Seat Belt
Folding ROPS (Roll-Over
Protective Structure)
Meets SAE J2194 and OSHA
1928 ROPS Certification
Standards for North America
and Europe
Isolated Foot Rest
Operator Presence with
Safety Interlock

CAB:

12 Volt Auxilary Power Outlet
Air Conditioning and Heater
Armrests
Cell Phone Holder
Deluxe Fabric Covered Seat with
Retractable Seat Belt
Dual Forward Work Lights
Two Speed Front Windshield
Wiper/Washer
Fully Isolated Deluxe Cab
High Impact Polymer Fenders with
Integrated Tail Lights
Radio Preparation (w/antenna,

speakers,
wiring, media player storage
slot
Molded Rubber Floormat
Operator Manual Holder
Rearview Mirror (inside)
Monitor Bosses (2 sets)
Right Hand and Left Hand Console
Storage
Right Hand Control Center
Sealed Quiet Cabin
Sun visor
Swing-Out Rear
Window w/removable
plug for monitor or controller
harnesses
Tilt Steering
Two Front/Two Rear Roof Mounted
Warning Lights

BASE MACHINE (4WD):

Two 8 Position Steel Wheels
with 13.6-28 4PR (R1)
Rear Tires
Two 2 Position Steel Wheels
with 8-16 6PR (R1)
Front Tires

CODE	ATTACHMENT IDENTIFIER	DESCRIPTION	SUGGESTED LIST PRICE USD (\$)
Select One Code From Each Required Category			
BASE MACHINE			
<i>F.O.B. Grovetown, Georgia</i>			
6845LV		4320 Compact Utility Tractor (40 PTO hp)	29,700.00
OPERATOR STATION			
1505		Open Station with Standard Seat	In Base Price
1510		Cab with Standard Seat <i>Requires Option Codes 2025 (eHydro) and 7010 (Mid DSCV).</i>	7,529.00
TRANSMISSION			
2015		12F/12R PowrReverser <i>Not Available on Cab Tractors.</i>	In Base Price
2025		eHydro	1,639.00

JOHN DEERE COMMERCIAL PRODUCTS
COMPACT UTILITY TRACTORS

4320 Compact Utility Tractor (40 PTO hp)
Continued

CODE	ATTACHMENT IDENTIFIER	DESCRIPTION	SUGGESTED LIST PRICE USD (\$)
WHEELS WITH TIRES (TWO)			
4540		27x10.5-15 4PR Front R3 Turf 2 Pos. Bias 44X18.0-20 4PR Rear R3 Turf 2 Pos. Bias	204.00
4550		8-16 6PR Front R1 2 Pos. Bias 13.6-28 4PR Rear R1 Bar 8 Pos. Bias	In Base Price
4580		10-16.5 6PR Front R4 Ind. 2 Pos. Bias 16.9L-24 6PR Rear R4 Ind. 2 Pos. Bias	477.00
4565		27-12LL-15 6PR Front R3 Turf Special 2 Pos. Bias 22.5LL-16.1 6PR Rear R3 Turf Special 2 Pos. Bias	1,679.00
SELECTIVE CONTROL VALVES			
7010		Dual Mid SCV	In Base Price
7030		Dual Mid & Single Electrohydraulic Rear SCV <i>Available only as dealer-installed option on 4320-4720 Cab Tractors.</i>	934.00
ATTACHMENTS - ORDER AS DESIRED			
9520		Operator Environment: Factory Installed Stereo (Jensen Receiver, Weather Band, Auxiliary Port, and iPod compatibility)	480.00
9800		Spanish North American Kit: Spanish North American Operator's Manual and Decal Kit	No Charge
ATTACHMENTS FOR FIELD CONVERSION			
LVA13458		Engine: Spark Arrester Screen	See Parts
LVB25561		Vertical Exhaust Kit <i>PRT Serial #(- 630000), HST Serial #(- 620000).</i>	232.10
LVB25765		Vertical Exhaust Kit <i>PRT Serial #(630001 -), HST Serial #(620001 -).</i>	386.10
RE51650		Water Separator Clear Bowl	See Parts
LVB25685		Fenders: Front Fender Kit	521.40
LVB24860		Rear Fender Extension Kit (Cab Only)	259.60
LVB25683		Rear Fender Extension Kit (Open Station Only)	272.80
LVB25309		Hitch: Telescoping Draft Links	378.40
LVB25255		iMatch Quick Hitch Category 1 <i>Bushings NOT included. Orderable through parts (LVU15507).</i>	315.70
LVB25976		iMatch Quick Hitch Category 1 with adjustable top hook	350.90

JOHN DEERE COMMERCIAL PRODUCTS
COMPACT UTILITY TRACTORS

4320 Compact Utility Tractor (40 PTO hp)
Continued

CODE	ATTACHMENT IDENTIFIER	DESCRIPTION	SUGGESTED LIST PRICE USD (\$)
ATTACHMENTS FOR FIELD CONVERSION Continued...			
		Hood Guards:	
	BW15222	Deluxe Hood Guard Attachment	316.80
	BW15221	Hood Guard (4120-4720)	251.90
		Hydraulics:	
	LVB26072	4th & 5th Electrohydraulic SCV Kit (Cab Only) <i>Includes Rear Mounted Couplers, Hydraulic Lines and SCV Lever. Starting with MY2011. Not backward compatible. See Sales Manual for MY2011 serial number break. Also see SCV Options Table under Notes for the appropriate parts needed for installation.</i>	1,365.10
	LVB26037	4th & 5th Selective Control Valve Kit (Open Station Only) <i>Includes Rear Mounted Couplers, Hydraulic Lines and SCV Lever. Starting with MY2011. Not backward compatible. See Sales Manual for MY2011 serial number break.</i>	852.50
	LVB24855	Electric Diverter Kit (Cab Only) <i>Includes Two Additional SCV's (Either Third and Fourth or Fourth and Fifth) Not compatible with MY2011 and later tractors. See sales manual for details.</i>	1,478.40
	LVB25511	Electric Diverter Kit (Open Station Only) <i>Includes Two Additional SCV's (Either Third and Fourth or Fourth and Fifth) Not compatible with MY2011 tractors. See sales manual for details.</i>	1,478.40
	LVB26077	Electric Diverter Kit (Open Station Only) <i>Includes two additional SCV's.</i>	1,478.40
	LVB26033	Electrohydraulic Third SCV Kit (Cab Only) <i>Includes Rear Mounted Couplers, Hydraulic Lines and SCV Lever. Starting with MY2011. Not backward compatible. See Sales Manual for MY2011 serial number break.</i>	1,112.10
	LVB26032	Electrohydraulic Third SCV Kit (Open Station Only) <i>Includes Rear Mounted Couplers, Hydraulic Lines and SCV Lever. Starting with MY2011. Not backward compatible. See Sales Manual for MY2011 serial number break.</i>	1,112.10
	LVB26078	Electronic Diverter Kit (Cab Only) <i>Includes two additional SCV's.</i>	1,478.40
	LVB25780	Power Beyond Kit (Cab Only) <i>Not compatible with MY2011 tractors. See sales manual for details.</i>	336.60
	LVB26071	Power Beyond Kit (Cab Only) <i>Starting with MY2011. Not backward compatible. See Sales Manual for MY2011 serial number break.</i>	412.50
	LVB25512	Power Beyond Kit (Open Station Only) <i>Includes Rear Mounted Hydraulic Couplers and Hose for Use with Backhoe on 4510-4710 and 4120-4720 Open Station Tractors. Not compatible with MY2011 tractors. See sales manual for details.</i>	317.90
	LVB26066	Power Beyond Kit (Open Station Only) <i>Includes Rear Mounted Hydraulic Couplers and Hose for Use with Backhoe on 4510-4710 and 4120-4720 Open Station Tractors. Starting with MY2011. Not backward compatible. See Sales Manual for MY2011 serial number break.</i>	412.50

JOHN DEERE COMMERCIAL PRODUCTS
COMPACT UTILITY TRACTORS

4320 Compact Utility Tractor (40 PTO hp)
Continued

CODE	ATTACHMENT IDENTIFIER	DESCRIPTION	SUGGESTED LIST PRICE USD (\$)
		ATTACHMENTS FOR FIELD CONVERSION Continued...	
	LVB24848	Third Selective Control Valve Kit (Cab Only) <i>Includes Rear Mounted Couplers, Hydraulic Lines and SCV Lever. Not compatible with MY2011 or older tractors. See sales manual for details.</i>	278.30
	LVB25513	Third Selective Control Valve Kit (Open Station Only) <i>Includes Rear Mounted Couplers, Hydraulic Lines and SCV Lever. Not compatible with MY2011 or older tractors. See sales manual for details.</i>	278.30
	LVB25312	Top and Tilt Field Kit <i>Requires Electric Diverter Kit. For 4120, 4320 and 4520 MY2011 and prior.</i>	1,125.30
	LVB26161	Top and Tilt Field Kit <i>Requires Electric Diverter Kit. Prior to MY2011 order LVB25312.</i>	1,236.40
		Kits and Accessories:	
	RE527545	Engine Block Heater	See Parts
		Lighting:	
	LVB25547	Auxiliary Rear Work Light Kit (1 Light) <i>Includes Wiring Harness. Not Compatible with Forward Lighting Kit (LVB25546). Not for use with Cab Tractors.</i>	62.70
	LVB24852	Beacon Light Kit (Cab Only)	236.50
	LVB25546	Forward Lighting Kit (2 Lights) <i>Requires Light Brush Guard Kit, LVB25236. Open Station Only.</i>	95.70
	LVB24853	Rear Work Light Kit (2 Lights) (Cab Only) <i>Cab is Pre-Wired.</i>	150.70
	LVB25236	Warning Light Brush Guard Kit (Two Guards) <i>Open Station Only.</i>	61.60
		Miscellaneous:	
	LVB25971	7-Pin Trailer Connector (Cab) <i>Serial # (H620553 -)</i>	107.80
	LVB25960	7-Pin Trailer Connector (Open Station)	271.70
	LVB25866	Automotive Style Cruise, Load Match, Speed Match, and Upgraded Motion Match Switch	112.20
	LVB25607	Back-up Alarm Kit <i>Requires eHydro Transmission Option.</i>	126.50
	LVB24851	Horn Kit (Cab Only)	47.30
	TY15201	Tire Chains <i>For Use with 10-16.5 In. 6 PR (R4) Front Tires</i>	See Parts
	TY15988	Tire Chains <i>For Use with 44X18.00-20 In. 4PR (R3) Rear Tires</i>	See Parts
	TY16202	Tire Chains <i>For Use with 17.5L-24 In. 8 (R4) Rear Tires</i>	See Parts

JOHN DEERE COMMERCIAL PRODUCTS
COMPACT UTILITY TRACTORS

4320 Compact Utility Tractor (40 PTO hp)
Continued

CODE	ATTACHMENT IDENTIFIER	DESCRIPTION	SUGGESTED LIST PRICE USD (\$)
		ATTACHMENTS FOR FIELD CONVERSION Continued...	
	TY4462	Tire Chains <i>For Use with 13.6-28 In. 4PR (R1) Rear Tires.</i>	See Parts
	LVB24865	Tool Box Kit	165.00
		Operator Environment:	
	LVB24983	Air Seat Suspension Kit (Cab Only)	723.80
	LVB25688	Air Seat Suspension Kit (Open Station Only) <i>Includes Air Ride Suspension Only. Used with Seat that Ships With Tractor.</i>	657.80
	LVB26065	Cab Speaker and Radio Mount Kit <i>Cab Only. Compatible only with MY2010 or previous models. See sales manual for details.</i>	90.20
	LVB25334	Canopy - Standard	572.00
	LVB25332	Canopy Mounting Bracket and Hardware Kit	103.40
	LVB24876	Cigarette Lighter/Ashtray Kit (Cab Only) <i>For 3320, 3520, 3720, 4320, 4520 and 4720 Tractors.</i>	47.30
	LVB24844	External Mirror Kit (Cab Only)	184.80
	LVB24856	Rear Wiper Kit (Cab Only)	280.50
	LVB25501	Seat Armrest Kit <i>Open Station Only, Standard on Cab Tractors.</i>	140.80
	SWJHD1620	Stereo with AM/FM, Weatherband, SIRIUS Satellite and iPod Ready <i>Stereo included with option Code 9520 when configuring Tractor.</i>	See Parts
	TY25324	Weather Protection Umbrella	See Parts
		Order Zone:	
	720969235	3-Point Hitch Tractor Receiver Hitch	In Catalog
	LP95233	Large Seat Cover	In Catalog
	LP95333	ROPS Organizer	In Catalog
		PTO:	
	LVB24847	Mid PTO Controls (Cab Only)	171.60
	LVB25959	Mid PTO Kit <i>4X20 Tractors with SN ending in 916000 (OOS) and 946000 (Cab) are NOT compatible with mid-mount mowers. Cab Tractors Require LVB24847 Mid PTO Controls.</i>	740.30
		Spanish North American Kit:	
	LVB25996	Spanish North American Operator's Manual and Decal Kit <i>Cab Tractors. For 4120, 4320 and 4520 Tractors</i>	78.10
	LVB26186	Spanish North American Operator's Manual and Decal Kit <i>Cab Tractors.</i>	80.30

JOHN DEERE COMMERCIAL PRODUCTS
COMPACT UTILITY TRACTORS

4320 Compact Utility Tractor (40 PTO hp)
Continued

CODE	ATTACHMENT IDENTIFIER	DESCRIPTION	SUGGESTED LIST PRICE USD (\$)
		ATTACHMENTS FOR FIELD CONVERSION Continued...	
	LVB25988	Spanish North American Operators Manual and Decal Kit <i>Open Station Tractors.</i> <i>For 4120, 4320 and 4520 Tractors</i>	62.70
	LVB26185	Spanish North American Operators Manual and Decal Kit <i>Open Station Tractors.</i>	64.90
	LVB25865	Transmission: PRT Oil Cooler Kit	280.50
	AR94493	Transmission Oil Heater <i>Requires AR95434 Cord Set, R34557 Clamp and (2) R44302, Self Locking Straps.</i>	See Parts
	AL113087	Vandal Protection: Vandal Protection, Lockable Fuel Tank Cap <i>Cab Only.</i>	See Parts
	BM19940	Weights: Attaching Hardware for Additional Rear Wheel Weight, 110 lb.	13.20
	BM19937	Attaching Hardware for Additional Rear Wheel Weight, 55 Lb.	9.90
	BM19939	Attaching Hardware for Starter Rear Wheel Weight, 110 lb.	36.30
	LVB25004	Attaching Hardware for Starter Rear Wheel Weight, 55 Lb.	52.80
	LVB25705	Front Quik-Tatch Weight Kit (4020 Series) <i>Includes Rod and Spring Pins for Front Quik-Tatch Weights.</i>	44.00
	LVBM19596	Front Weight Bracket Extension Kit (4020 Series) <i>Includes Extension Bracket and All Hardware (Including Rod and Spring Pins) to Hold up to Twelve Front Quik-Tatch Weights.</i>	255.20
	R66949	Quik-Tatch Weight, 42 Lb. <i>Requires (1) LVB25705, Front Weight Pin Kit.</i>	62.06
	BM19780	Quik-Tatch Weight, 70 lb. <i>Requires (1) LVB25705, Front Quik-Tatch Weight Kit.</i>	108.90
	BM17968	Rear Wheel Weight, 55 Lb. <i>Starter and Additional Weight for 19.5 and 20 In. Wheel.</i>	140.80
	T19293	Weight, Rear Wheel 110 Lb. <i>Starter and Additional Weight for 24 and 28 In. Wheel.</i>	277.64
	BM19108	Wheels and Tires Front: Two 2 Position Steel Wheels With 10-16.5 In. 6 PR (R4) Front Tires	949.30
	LVB25007	Two 2 Position Steel Wheels With 27-12LL-15 In. 6 PR (R3) Turf Special Front Tires	1,080.20
	BM19083	Two 2 Position Steel Wheels With 8-16 In. 6 PR (R1) Front Tires	678.70
	LVB25108	Two 2 Position Steel Wheels with 27X10.50-15 In. 4PR (R3) Front Tires	606.10
		Wheels and Tires Rear:	

JOHN DEERE COMMERCIAL PRODUCTS
COMPACT UTILITY TRACTORS

4320 Compact Utility Tractor (40 PTO hp)
Continued

CODE	ATTACHMENT IDENTIFIER	DESCRIPTION	SUGGESTED LIST PRICE USD (\$)
		ATTACHMENTS FOR FIELD CONVERSION Continued...	
	LVB25981	Two 2 Position Steel Wheels With 17.5L-24 In. 6PR (R4) Rear Tires	2,261.60
	BM19208	Two 2 Position Steel Wheels With 22.5LL-16.1 In. 6 PR (R3) Turf Special Rear Tires	3,687.20
	LVB25000	Two 2 Position Steel Wheels With 44X18.00-20 In. 4 PR (R3) Rear Tires	2,248.40
	BLV10328	Two 2 Position Steel Wheels With 16.9L-24 In. 6PR (R4) Rear Tires	3,064.60
	BM19113	Two 8 Position Steel Wheels With 13.6-28 In. 4PR (R1) Rear Tires	1,916.20

JOHN DEERE COMMERCIAL PRODUCTS

COMPACT UTILITY TRACTORS

4520 Compact Utility Tractor (50 - 52 PTO)

Equipment for Base Machine

ENGINE:
 John Deere PowerTech
 4 Cylinder Liquid Cooled
 Turbocharged Diesel Engine
 Interim Tier IV EPA Emissions
 Certified
 Engine HP 60.0 (44.1 kW)**
 PTO HP 50.0 (37.3 kW) HST
 PTO HP 52.0 (38.8 kW) PRT
 Rated Speed 2400 RPM
 **Manufacturer's Estimate of
 Power (ISO) Per 97/68 EC

TRANSMISSION:
 PowrReverser Transmission:
 Synchronized - 12 Speeds
 Forward, 12 Speeds Reverse
 Dual Multi-Disk Wet Clutches
 Differential Lock
 4-Wheel Drive

HYDRAULICS:
 Dual Mid Selective Control
 Valve with Joystick Control
 Lever, Float, Regenerative
 Function, and SCV and
 Regenerative Lockout

INSTRUMENTATION:
 Performance Tracking System
 Diagnostic Control Panel
 Hour Meter
 Speedometer (eHydro only)
 MotionMatch (eHydro only)
 LoadMatch (eHydro only)

ELECTRICAL:

12-Volt Electrical System
 70 Amp Alternator
 Key Ignition Starter with
 Accessory and Pre-Heat
 Position
 Wet Battery with 770
 Cold Cranking Amps

OPERATOR PROTECTIVE STRUCTURE:
 Deluxe Adjustable Vinyl Seat
 with Retractable Seat Belt
 Folding ROPS (Roll-Over
 Protective Structure)
 Meets SAE J2194 and OSHA
 1928 ROPS Certification
 Standards for North America
 and Europe
 Isolated Foot Rest
 Operator Presence with
 Safety Interlock

CAB:
 12 Volt Auxilary Power Outlet
 Air Conditioning and Heater
 Armrests
 Cell Phone Holder
 Deluxe Fabric Covered Seat with
 Retractable Seat Belt
 Dual Forward Work Lights
 Exclusive Raised Header Bar
 Two Speed Front Windshield
 Wiper/Washer
 Fully Isolated Deluxe Cab
 High Impact Polymer Fenders with
 Integrated Tail Lights
 Radio Preparation (w/antenna,
 speakers,

wiring, media player storage
 slot)
 Molded Rubber Floormat
 Operator Manual Holder
 Rearview Mirror (inside)
 Monitor Mounting Bosses (2 sets)
 Right Hand and Left Hand Console
 Storage
 Right Hand Control Center
 Sealed Quiet Cabin
 Sun visor
 Swing-Out Rear
 Window w/removable
 rear plug for monitor or
 controller
 wiring harnesses
 Tilt Steering
 Two Front/Two Rear Roof Mounted
 Warning Lights

BASE MACHINE (4WD):
 Two 8 Position Steel Wheels
 with 13.6-28 4PR (R1)
 Rear Tires
 Two 2 Position Steel Wheels
 with 8-16 6PR (R1)
 Front Tires

CODE	ATTACHMENT IDENTIFIER	DESCRIPTION	SUGGESTED LIST PRICE USD (\$)
------	-----------------------	-------------	-------------------------------

Select One Code From Each Required Category

BASE MACHINE

F.O.B. Grovetown, Georgia

6855LV	4520 Compact Utility Tractor (50 - 52 PTO)	31,667.00
--------	--	-----------

OPERATOR STATION

1505	Open Station with Standard Seat	In Base Price
1510	Cab with Standard Seat <i>Requires Transmission Option Codes 2025 (eHydro) or 2045 (eHydro with 540/540E PTO) and SCV Option Code 7010 (Mid DSCV).</i>	7,529.00

TRANSMISSION

2015	12F/12R PowrReverser	In Base Price
2025	eHydro	1,857.00

JOHN DEERE COMMERCIAL PRODUCTS
COMPACT UTILITY TRACTORS

4520 Compact Utility Tractor (50 - 52 PTO)
Continued

CODE	ATTACHMENT IDENTIFIER	DESCRIPTION	SUGGESTED LIST PRICE USD (\$)
TRANSMISSION Continued...			
2045		eHydro with 540/540E PTO <i>Option Codes 2045 (eHydro with 540/540E PTO), 7010 (Dual Mid SCV) and 7030 (Dual Mid and Single Electrohydraulic Rear SCV) Not Available on Open Station Tractors.</i>	2,404.00
2055		12F/12R Power Reverser with 540/540E PTO <i>Option Code 2055 (12F/12R Power Reverser with 540/540E PTO), 7010 (Dual Mid SCV) and 7030 (Dual Mid and Single Electrohydraulic Rear SCV) Not Available on Open Station Tractors.</i>	536.00
WHEELS WITH TIRES (TWO)			
4540		27x10.5-15 4PR Front R3 Turf 2 Pos. Bias 44X18.0-20 4PR Rear R3 Turf 2 Pos. Bias	204.00
4550		8-16 6PR Front R1 2 Pos. Bias 13.6-28 4PR Rear R1 Bar 8 Pos. Bias	In Base Price
4580		10-16.5 6PR Front R4 Ind. 2 Pos. Bias 16.9L-24 6PR Rear R4 Ind. 2 Pos. Bias	477.00
4565		27-12LL-15 6PR Front R3 Turf Special 2 Pos. Bias 22.5LL-16.1 6PR Rear R3 Turf Special 2 Pos. Bias	1,679.00
SELECTIVE CONTROL VALVES			
7010		Dual Mid SCV	In Base Price
7030		Dual Mid & Single Electrohydraulic Rear SCV <i>Available only as dealer-installed option on 4320-4720 Cab Tractors.</i>	934.00
ATTACHMENTS - ORDER AS DESIRED			
Operator Environment:			
9520		Factory Installed Stereo (Jensen Receiver, Weather Band, Auxiliary Port, and iPod compatibility)	480.00
Spanish North American Kit:			
9800		Spanish North American Operator's Manual and Decal Kit	No Charge
ATTACHMENTS FOR FIELD CONVERSION			
Engine:			
LVA13458		Spark Arrester Screen	See Parts
LVB25561		Vertical Exhaust Kit <i>PRT Serial #(- 655000), HST Serial #(- 650000).</i>	232.10
LVB25765		Vertical Exhaust Kit <i>PRT Serial #(655001 -), HST Serial #(650001 -).</i>	386.10
RE51650		Water Separator Clear Bowl	See Parts
Fenders:			
LVB25685		Front Fender Kit	521.40

JOHN DEERE COMMERCIAL PRODUCTS
COMPACT UTILITY TRACTORS

4520 Compact Utility Tractor (50 - 52 PTO)

Continued

CODE	ATTACHMENT IDENTIFIER	DESCRIPTION	SUGGESTED LIST PRICE USD (\$)
		ATTACHMENTS FOR FIELD CONVERSION Continued...	
	LVB24860	Rear Fender Extension Kit (Cab Only)	259.60
	LVB25683	Rear Fender Extension Kit (Open Station Only)	272.80
	LVB25309	Hitch: Telescoping Draft Links	378.40
	LVB25255	iMatch Quick Hitch Category 1 <i>Bushings NOT included. Orderable through parts (LVU15507).</i>	315.70
	LVB25976	iMatch Quick Hitch Category 1 with adjustable top hook	350.90
	BW15222	Hood Guards: Deluxe Hood Guard Attachment	316.80
	BW15221	Hood Guard (4120-4720)	251.90
	LVB26072	Hydraulics: 4th & 5th Electrohydraulic SCV Kit (Cab Only) <i>Includes Rear Mounted Couplers, Hydraulic Lines and SCV Lever. Starting with MY2011. Not backward compatible. See Sales Manual for MY2011 serial number break. Also see SCV Options Table under Notes for the appropriate parts needed for installation.</i>	1,365.10
	LVB26037	4th & 5th Selective Control Valve Kit (Open Station Only)	852.50
	LVB24855	Electric Diverter Kit (Cab Only) <i>Includes Two Additional SCV's (Either Third and Fourth or Fourth and Fifth) Not compatible with MY2011 and later tractors. See sales manual for details.</i>	1,478.40
	LVB25511	Electric Diverter Kit (Open Station Only) <i>Includes Two Additional SCV's (Either Third and Fourth or Fourth and Fifth) Not compatible with MY2011 tractors. See sales manual for details.</i>	1,478.40
	LVB26077	Electric Diverter Kit (Open Station Only) <i>Includes two additional SCV's.</i>	1,478.40
	LVB26033	Electrohydraulic Third SCV Kit (Cab Only) <i>Includes Rear Mounted Couplers, Hydraulic Lines and SCV Lever. Starting with MY2011. Not backward compatible. See Sales Manual for MY2011 serial number break.</i>	1,112.10
	LVB26032	Electrohydraulic Third SCV Kit (Open Station Only) <i>Includes Rear Mounted Couplers, Hydraulic Lines and SCV Lever. Starting with MY2011. Not backward compatible. See Sales Manual for MY2011 serial number break.</i>	1,112.10
	LVB26078	Electronic Diverter Kit (Cab Only) <i>Includes two additional SCV's.</i>	1,478.40
	LVB25780	Power Beyond Kit (Cab Only) <i>Not compatible with MY2011 tractors. See sales manual for details.</i>	336.60
	LVB26071	Power Beyond Kit (Cab Only) <i>Starting with MY2011. Not backward compatible. See Sales Manual for MY2011 serial number break.</i>	412.50

JOHN DEERE COMMERCIAL PRODUCTS
COMPACT UTILITY TRACTORS

4520 Compact Utility Tractor (50 - 52 PTO)

Continued

CODE	ATTACHMENT IDENTIFIER	DESCRIPTION	SUGGESTED LIST PRICE USD (\$)
		ATTACHMENTS FOR FIELD CONVERSION Continued...	
	LVB25512	Power Beyond Kit (Open Station Only) <i>Includes Rear Mounted Hydraulic Couplers and Hose for Use with Backhoe on 4510-4710 and 4120-4720 Open Station Tractors. Not compatible with MY2011 tractors. See sales manual for details.</i>	317.90
	LVB26066	Power Beyond Kit (Open Station Only) <i>Includes Rear Mounted Hydraulic Couplers and Hose for Use with Backhoe on 4510-4710 and 4120-4720 Open Station Tractors. Starting with MY2011. Not backward compatible. See Sales Manual for MY2011 serial number break.</i>	412.50
	LVB24848	Third Selective Control Valve Kit (Cab Only) <i>Includes Rear Mounted Couplers, Hydraulic Lines and SCV Lever. Not compatible with MY2011 or older tractors. See sales manual for details.</i>	278.30
	LVB25513	Third Selective Control Valve Kit (Open Station Only) <i>Includes Rear Mounted Couplers, Hydraulic Lines and SCV Lever. Not compatible with MY2011 or older tractors. See sales manual for details.</i>	278.30
	LVB25312	Top and Tilt Field Kit <i>Requires Electric Diverter Kit. For 4120, 4320 and 4520 MY2011 and prior.</i>	1,125.30
	LVB26161	Top and Tilt Field Kit <i>Requires Electric Diverter Kit. Prior to MY2011 order LVB25312.</i>	1,236.40
	RE527545	Kits and Accessories: Engine Block Heater	See Parts
	LVB25547	Lighting: Auxiliary Rear Work Light Kit (1 Light) <i>Includes Wiring Harness. Not Compatible with Forward Lighting Kit (LVB25546). Not for use with Cab Tractors.</i>	62.70
	LVB24852	Beacon Light Kit (Cab Only)	236.50
	LVB25546	Forward Lighting Kit (2 Lights) <i>Requires Light Brush Guard Kit, LVB25236. Open Station Only.</i>	95.70
	LVB24853	Rear Work Light Kit (2 Lights) (Cab Only) <i>Cab is Pre-Wired.</i>	150.70
	LVB25236	Warning Light Brush Guard Kit (Two Guards) <i>Open Station Only.</i>	61.60
	LVB25971	Miscellaneous: 7-Pin Trailer Connector (Cab) <i>Serial # (H650360 -)</i>	107.80
	LVB25960	7-Pin Trailer Connector (Open Station)	271.70
	LVB25867	Automotive Style Cruise Load Match, Speed Match and Upgraded Motion Match Switch <i>Serial # (655001 -)</i>	112.20
	LVB25866	Automotive Style Cruise, Load Match, Speed Match, and Upgraded Motion Match Switch <i>Serial # (-655000).</i>	112.20

JOHN DEERE COMMERCIAL PRODUCTS
COMPACT UTILITY TRACTORS

4520 Compact Utility Tractor (50 - 52 PTO)

Continued

CODE	ATTACHMENT IDENTIFIER	DESCRIPTION	SUGGESTED LIST PRICE USD (\$)
		ATTACHMENTS FOR FIELD CONVERSION Continued...	
	LVB25607	Back-up Alarm Kit <i>Requires eHydro Transmission Option.</i>	126.50
	LVB24851	Horn Kit (Cab Only)	47.30
	TY15201	Tire Chains <i>For Use with 10-16.5 In. 6 PR (R4) Front Tires</i>	See Parts
	TY15988	Tire Chains <i>For Use with 44X18.00-20 In. 4PR (R3) Rear Tires</i>	See Parts
	TY16202	Tire Chains <i>For Use with 17.5L-24 In. 8 (R4) Rear Tires</i>	See Parts
	TY4462	Tire Chains <i>For Use with 13.6-28 In. 4PR (R1) Rear Tires.</i>	See Parts
	LVB24865	Tool Box Kit	165.00
		Operator Environment:	
	LVB24983	Air Seat Suspension Kit (Cab Only)	723.80
	LVB25688	Air Seat Suspension Kit (Open Station Only) <i>Includes Air Ride Suspension Only. Used with Seat that Ships With Tractor.</i>	657.80
	LVB26065	Cab Speaker and Radio Mount Kit <i>Cab Only. Compatible only with MY2010 or previous models. See sales manual for details.</i>	90.20
	LVB25334	Canopy - Standard	572.00
	LVB25332	Canopy Mounting Bracket and Hardware Kit	103.40
	LVB24876	Cigarette Lighter/Ashtray Kit (Cab Only) <i>For 3320, 3520, 3720, 4320, 4520 and 4720 Tractors.</i>	47.30
	LVB24844	External Mirror Kit (Cab Only)	184.80
	LVB24856	Rear Wiper Kit (Cab Only)	280.50
	LVB25501	Seat Armrest Kit <i>Open Station Only, Standard on Cab Tractors.</i>	140.80
	SWJHD1620	Stereo with AM/FM, Weatherband, SIRIUS Satellite and iPod Ready <i>Stereo included with option Code 9520 when configuring Tractor.</i>	See Parts
	TY25324	Weather Protection Umbrella	See Parts
		Order Zone:	
	720969235	3-Point Hitch Tractor Receiver Hitch	In Catalog
	LP95233	Large Seat Cover	In Catalog
	LP95333	ROPS Organizer	In Catalog

JOHN DEERE COMMERCIAL PRODUCTS
COMPACT UTILITY TRACTORS

4520 Compact Utility Tractor (50 - 52 PTO)
Continued

CODE	ATTACHMENT IDENTIFIER	DESCRIPTION	SUGGESTED LIST PRICE USD (\$)
ATTACHMENTS FOR FIELD CONVERSION Continued...			
		PTO:	
	LVB24847	Mid PTO Controls (Cab Only)	171.60
	LVB25959	Mid PTO Kit <i>4X20 Tractors with SN ending in 916000 (OOS) and 946000 (Cab) are NOT compatible with mid-mount mowers. Cab Tractors Require LVB24847 Mid PTO Controls.</i>	740.30
	LVB25996	Spanish North American Kit: Spanish North American Operator's Manual and Decal Kit <i>Cab Tractors. For 4120, 4320 and 4520 Tractors</i>	78.10
	LVB26186	Spanish North American Operator's Manual and Decal Kit <i>Cab Tractors.</i>	80.30
	LVB25988	Spanish North American Operators Manual and Decal Kit <i>Open Station Tractors. For 4120, 4320 and 4520 Tractors</i>	62.70
	LVB26185	Spanish North American Operators Manual and Decal Kit <i>Open Station Tractors.</i>	64.90
	LVB25865	Transmission: PRT Oil Cooler Kit	280.50
	AR94493	Transmission Oil Heater <i>Requires AR95434 Cord Set, R34557 Clamp and (2) R44302, Self Locking Straps.</i>	See Parts
	AL113087	Vandal Protection: Vandal Protection, Lockable Fuel Tank Cap <i>Cab Only.</i>	See Parts
	BM19940	Weights: Attaching Hardware for Additional Rear Wheel Weight, 110 lb.	13.20
	BM19937	Attaching Hardware for Additional Rear Wheel Weight, 55 Lb.	9.90
	BM19939	Attaching Hardware for Starter Rear Wheel Weight, 110 lb.	36.30
	LVB25004	Attaching Hardware for Starter Rear Wheel Weight, 55 Lb.	52.80
	LVB25705	Front Quik-Tatch Weight Kit (4020 Series) <i>Includes Rod and Spring Pins for Front Quik-Tatch Weights.</i>	44.00
	LVBM19596	Front Weight Bracket Extension Kit (4020 Series) <i>Includes Extension Bracket and All Hardware (Including Rod and Spring Pins) to Hold up to Twelve Front Quik-Tatch Weights.</i>	255.20
	R66949	Quik-Tatch Weight, 42 Lb. <i>Requires (1) LVB25705, Front Weight Pin Kit.</i>	62.06
	BM19780	Quik-Tatch Weight, 70 lb. <i>Requires (1) LVB25705, Front Quik-Tatch Weight Kit.</i>	108.90
	BM17968	Rear Wheel Weight, 55 Lb. <i>Starter and Additional Weight for 19.5 and 20 In. Wheel.</i>	140.80

JOHN DEERE COMMERCIAL PRODUCTS
COMPACT UTILITY TRACTORS

4520 Compact Utility Tractor (50 - 52 PTO)
Continued

CODE	ATTACHMENT IDENTIFIER	DESCRIPTION	SUGGESTED LIST PRICE USD (\$)
		ATTACHMENTS FOR FIELD CONVERSION Continued...	
	T19293	Weight, Rear Wheel 110 Lb. <i>Starter and Additional Weight for 24 and 28 In. Wheel.</i>	277.64
		Wheels and Tires Front:	
	BM19108	Two 2 Position Steel Wheels With 10-16.5 In. 6 PR (R4) Front Tires	949.30
	LVB25007	Two 2 Position Steel Wheels With 27-12LL-15 In. 6 PR (R3) Turf Special Front Tires	1,080.20
	BM19083	Two 2 Position Steel Wheels With 8-16 In. 6 PR (R1) Front Tires	678.70
	LVB25108	Two 2 Position Steel Wheels with 27X10.50-15 In. 4PR (R3) Front Tires	606.10
		Wheels and Tires Rear:	
	LVB25981	Two 2 Position Steel Wheels With 17.5L-24 In. 6PR (R4) Rear Tires	2,261.60
	BM19208	Two 2 Position Steel Wheels With 22.5LL-16.1 In. 6 PR (R3) Turf Special Rear Tires	3,687.20
	LVB25000	Two 2 Position Steel Wheels With 44X18.00-20 In. 4 PR (R3) Rear Tires	2,248.40
	BLV10328	Two 2 Position Steel Wheels With 16.9L-24 In. 6PR (R4) Rear Tires	3,064.60
	BM19113	Two 8 Position Steel Wheels With 13.6-28 In. 4PR (R1) Rear Tires	1,916.20

EXTENDED WARRANTY - RESIDENTIAL OWNERS/USE

Visit <http://www.JohnDeere.com/ServicePlans> for more information on John Deere Service Contracts. May not be Available in Parts of the U.S., Not Available in Canada. Price may vary due to driving distance and/or time from machine to dealership location.

JOHN DEERE COMMERCIAL PRODUCTS

COMPACT UTILITY TRACTORS

4720 Compact Utility Tractor (56 PTO hp)

Equipment for Base Machine

ENGINE:
 John Deere PowerTech
 4 Cylinder Liquid Cooled
 Turbocharged Diesel Engine
 Interim Tier IV EPA Emissions
 Certified
 Engine HP 66.0 (48.5 kW)**
 PTO HP 56.0 (41.8 kW)
 Rated Speed 2400 RPM
 **Manufacturer's Estimate of
 Power (ISO) per 97/68 EC

TRANSMISSION:
 eHydro Transmission (4720)

HYDRAULICS:
 Dual Mid Selective Control
 Valve with Joystick Control
 Lever, Float, Regenerative
 Function, and SCV and
 Regenerative Lockout

INSTRUMENTATION:
 Performance Tracking System
 Diagnostic Control Panel
 Hour Meter
 Speedometer (eHydro only)
 MotionMatch (eHydro only)
 LoadMatch (eHydro only)

ELECTRICAL:
 12-Volt Electrical System
 70 Amp Alternator
 Key Ignition Starter with
 Accessory and Pre-Heat
 Position

Wet Battery with 770
 Cold Cranking Amps

OPERATOR PROTECTIVE STRUCTURE:
 Deluxe Adjustable Vinyl Seat
 with Retractable Seat Belt
 Folding ROPS (Roll-Over
 Protective Structure)
 Meets SAE J2194 and OSHA
 1928 ROPS Certification
 Standards for North America
 and Europe
 Isolated Foot Rest
 Operator Presence with
 Safety Interlock

CAB:
 12 Volt Auxilary Power Outlet
 Air Conditioning and Heater
 Armrests
 Cell Phone Holder
 Deluxe Fabric Covered Seat with
 Retractable Seat Belt
 Dual Forward Work Lights
 Exclusive Raised Header Bar
 Two Speed Front Windshield
 Wiper/Washer
 Rear Wiper
 Fully Isolated Deluxe Cab
 High Impact Polymer Fenders with
 Integrated Tail Lights
 Radio Preparation (w/antenna,
 speakers,
 wiring, media player storage
 slot)
 Molded Rubber Floormat

Operator Manual Holder
 Rearview Mirror (inside)
 Monitor Mounting Bosses (2 sets)
 Right Hand and Left Hand Console
 Storage
 Right Hand Control Center
 Sealed Quiet Cabin
 Swing-Out Rear
 Window w/removable
 rear plug for monitor or
 controller
 wiring harnesses
 Swing-Out Rear Window
 Tilt Steering
 Two Front/Two Rear Roof Mounted
 Warning Lights
 Rear Work Light

BASE MACHINE (4WD):
 Two 8 Position Steel Wheels
 with 13.6-28 4PR (R1)
 Rear Tires
 Two 2 Position Steel Wheels
 with 8-16 6PR (R1)
 Front Tires

CODE	ATTACHMENT IDENTIFIER	DESCRIPTION	SUGGESTED LIST PRICE USD (\$)
------	--------------------------	-------------	-------------------------------------

Select One Code From Each Required Category

BASE MACHINE

F.O.B. Grovetown, Georgia

6865LV	4720 Compact Utility Tractor (56 PTO hp) <i>Information on this Sheet is Informational Only. All 4720 Tractors are Available as Package Tractors.</i>	35,633.00
--------	---	-----------

OPERATOR STATION

1505	Open Station with Standard Seat	In Base Price
1506	Open Station with Air Ride Seat <i>Requires Option Codes 7030 (Dual Mid & Single Electrohydraulic Rear SCV)</i>	344.00
1514	Cab with Air Ride Seat <i>Includes Rear Wiper and Rear Work Light. Requires Transmission Option 2025 (eHydro) or 2045 (eHydro with 540/540E PTO and SCV Option Code 7010 (Mid DSCV).</i>	8,600.00

JOHN DEERE COMMERCIAL PRODUCTS
COMPACT UTILITY TRACTORS

4720 Compact Utility Tractor (56 PTO hp)
Continued

CODE	ATTACHMENT IDENTIFIER	DESCRIPTION	SUGGESTED LIST PRICE USD (\$)
TRANSMISSION			
2025		eHydro	In Base Price
2045		eHydro with 540/540E PTO <i>Option Codes 2045 (eHydro with 540/540E PTO), 7010 (Dual Mid SCV) and 7030 (Dual Mid and Single Electrohydraulic Rear SCV) Not Available on Open Station Tractors.</i>	536.00
WHEELS WITH TIRES (TWO)			
4540		27x10.5-15 4PR Front R3 Turf 2 Pos. Bias 44X18.0-20 4PR Rear R3 Turf 2 Pos. Bias	204.00
4550		8-16 6PR Front R1 2 Pos. Bias 13.6-28 4PR Rear R1 Bar 8 Pos. Bias	In Base Price
4580		10-16.5 6PR Front R4 Ind. 2 Pos. Bias 16.9L-24 6PR Rear R4 Ind. 2 Pos. Bias	477.00
4565		27-12LL-15 6PR Front R3 Turf Special 2 Pos. Bias 22.5LL-16.1 6PR Rear R3 Turf Special 2 Pos. Bias	1,679.00
SELECTIVE CONTROL VALVES			
7010		Dual Mid SCV	In Base Price
7030		Dual Mid & Single Electrohydraulic Rear SCV <i>Available only as dealer-installed option on 4320-4720 Cab Tractors.</i>	934.00
ATTACHMENTS - ORDER AS DESIRED			
9520		Operator Environment: Factory Installed Stereo (Jensen Receiver, Weather Band, Auxiliary Port, and iPod compatibility)	480.00
9800		Spanish North American Kit: Spanish North American Operator's Manual and Decal Kit	No Charge
ATTACHMENTS FOR FIELD CONVERSION			
LVA13458		Engine: Spark Arrester Screen	See Parts
LVB25561		Vertical Exhaust Kit <i>Serial #(- 670000).</i>	232.10
LVB25765		Vertical Exhaust Kit <i>Serial #(670001 -).</i>	386.10
RE51650		Water Separator Clear Bowl	See Parts
LVB25685		Fenders: Front Fender Kit	521.40
LVB24860		Rear Fender Extension Kit (Cab Only)	259.60
LVB25683		Rear Fender Extension Kit (Open Station Only)	272.80

JOHN DEERE COMMERCIAL PRODUCTS
COMPACT UTILITY TRACTORS

4720 Compact Utility Tractor (56 PTO hp)
Continued

CODE	ATTACHMENT IDENTIFIER	DESCRIPTION	SUGGESTED LIST PRICE USD (\$)
		ATTACHMENTS FOR FIELD CONVERSION Continued...	
		Hitch:	
	LVB25309	Telescoping Draft Links	378.40
	LVB25255	iMatch Quick Hitch Category 1 <i>Bushings NOT included. Orderable through parts (LVU15507).</i>	315.70
	LVB25976	iMatch Quick Hitch Category 1 with adjustable top hook	350.90
		Hood Guards:	
	BW15222	Deluxe Hood Guard Attachment	316.80
	BW15221	Hood Guard (4120-4720)	251.90
		Hydraulics:	
	LVB26072	4th & 5th Electrohydraulic SCV Kit (Cab Only) <i>Includes Rear Mounted Couplers, Hydraulic Lines and SCV Lever. Starting with MY2011. Not backward compatible. See Sales Manual for MY2011 serial number break. Also see SCV Options Table under Notes for the appropriate parts needed for installation.</i>	1,365.10
	LVB26037	4th & 5th Selective Control Valve Kit (Open Station Only) <i>Includes Rear Mounted Couplers, Hydraulic Lines and SCV Lever. Starting with MY2011. Not backward compatible. See Sales Manual for MY2011 serial number break.</i>	852.50
	LVB24855	Electric Diverter Kit (Cab Only) <i>Includes Two Additional SCV's (Either Third and Fourth or Fourth and Fifth) Not compatible with MY2011 and later tractors. See sales manual for details.</i>	1,478.40
	LVB25511	Electric Diverter Kit (Open Station Only) <i>Includes Two Additional SCV's (Either Third and Fourth or Fourth and Fifth) Not compatible with MY2011 tractors. See sales manual for details.</i>	1,478.40
	LVB26077	Electric Diverter Kit (Open Station Only) <i>Includes two additional SCV's.</i>	1,478.40
	LVB26033	Electrohydraulic Third SCV Kit (Cab Only) <i>Includes Rear Mounted Couplers, Hydraulic Lines and SCV Lever. Starting with MY2011. Not backward compatible. See Sales Manual for MY2011 serial number break.</i>	1,112.10
	LVB26032	Electrohydraulic Third SCV Kit (Open Station Only) <i>Includes Rear Mounted Couplers, Hydraulic Lines and SCV Lever. Starting with MY2011. Not backward compatible. See Sales Manual for MY2011 serial number break.</i>	1,112.10
	LVB26078	Electronic Diverter Kit (Cab Only) <i>Includes two additional SCV's.</i>	1,478.40
	LVB25780	Power Beyond Kit (Cab Only) <i>Not compatible with MY2011 tractors. See sales manual for details.</i>	336.60
	LVB26071	Power Beyond Kit (Cab Only) <i>Starting with MY2011. Not backward compatible. See Sales Manual for MY2011 serial number break.</i>	412.50

JOHN DEERE COMMERCIAL PRODUCTS
COMPACT UTILITY TRACTORS

4720 Compact Utility Tractor (56 PTO hp)

Continued

CODE	ATTACHMENT IDENTIFIER	DESCRIPTION	SUGGESTED LIST PRICE USD (\$)
		ATTACHMENTS FOR FIELD CONVERSION Continued...	
	LVB25512	Power Beyond Kit (Open Station Only) <i>Includes Rear Mounted Hydraulic Couplers and Hose for Use with Backhoe on 4510-4710 and 4120-4720 Open Station Tractors. Not compatible with MY2011 tractors. See sales manual for details.</i>	317.90
	LVB26066	Power Beyond Kit (Open Station Only) <i>Includes Rear Mounted Hydraulic Couplers and Hose for Use with Backhoe on 4510-4710 and 4120-4720 Open Station Tractors. Starting with MY2011. Not backward compatible. See Sales Manual for MY2011 serial number break.</i>	412.50
	LVB24848	Third Selective Control Valve Kit (Cab Only) <i>Includes Rear Mounted Couplers, Hydraulic Lines and SCV Lever. Not compatible with MY2011 or older tractors. See sales manual for details.</i>	278.30
	LVB25513	Third Selective Control Valve Kit (Open Station Only) <i>Includes Rear Mounted Couplers, Hydraulic Lines and SCV Lever. Not compatible with MY2011 or older tractors. See sales manual for details.</i>	278.30
	LVB25312	Top and Tilt Field Kit <i>Requires Electric Diverter Kit. For 4120, 4320 and 4520 MY2011 and prior.</i>	1,125.30
	LVB26161	Top and Tilt Field Kit <i>Requires Electric Diverter Kit. Prior to MY2011 order LVB25312.</i>	1,236.40
	RE527545	Kits and Accessories: Engine Block Heater	See Parts
	LVB25547	Lighting: Auxiliary Rear Work Light Kit (1 Light) <i>Includes Wiring Harness. Not Compatible with Forward Lighting Kit (LVB25546). Not for use with Cab Tractors.</i>	62.70
	LVB24852	Beacon Light Kit (Cab Only)	236.50
	LVB25546	Forward Lighting Kit (2 Lights) <i>Requires Light Brush Guard Kit, LVB25236. Open Station Only.</i>	95.70
	LVB24853	Rear Work Light Kit (2 Lights) (Cab Only) <i>Cab is Pre-Wired.</i>	150.70
	LVB25236	Warning Light Brush Guard Kit (Two Guards) <i>Open Station Only.</i>	61.60
	LVB25971	Miscellaneous: 7-Pin Trailer Connector (Cab) <i>Serial # (H670871 -)</i>	107.80
	LVB25960	7-Pin Trailer Connector (Open Station)	271.70
	LVB25867	Automotive Style Cruise Load Match, Speed Match and Upgraded Motion Match Switch <i>Serial # (670001 -)</i>	112.20
	LVB25866	Automotive Style Cruise, Load Match, Speed Match, and Upgraded Motion Match Switch <i>Serial # (-670000).</i>	112.20

JOHN DEERE COMMERCIAL PRODUCTS
COMPACT UTILITY TRACTORS

4720 Compact Utility Tractor (56 PTO hp)
Continued

CODE	ATTACHMENT IDENTIFIER	DESCRIPTION	SUGGESTED LIST PRICE USD (\$)
		ATTACHMENTS FOR FIELD CONVERSION Continued...	
	LVB25607	Back-up Alarm Kit <i>Requires eHydro Transmission Option.</i>	126.50
	LVB24851	Horn Kit (Cab Only)	47.30
	TY15201	Tire Chains <i>For Use with 10-16.5 In. 6 PR (R4) Front Tires</i>	See Parts
	TY15988	Tire Chains <i>For Use with 44X18.00-20 In. 4PR (R3) Rear Tires</i>	See Parts
	TY16202	Tire Chains <i>For Use with 17.5L-24 In. 8 (R4) Rear Tires</i>	See Parts
	TY4462	Tire Chains <i>For Use with 13.6-28 In. 4PR (R1) Rear Tires.</i>	See Parts
	LVB24865	Tool Box Kit	165.00
		Operator Environment:	
	LVB24983	Air Seat Suspension Kit (Cab Only)	723.80
	LVB25688	Air Seat Suspension Kit (Open Station Only) <i>Includes Air Ride Suspension Only. Used with Seat that Ships With Tractor.</i>	657.80
	LVB26065	Cab Speaker and Radio Mount Kit <i>Cab Only. Compatible only with MY2010 or previous models. See sales manual for details.</i>	90.20
	LVB25334	Canopy - Standard	572.00
	LVB25332	Canopy Mounting Bracket and Hardware Kit	103.40
	LVB24876	Cigarette Lighter/Ashtray Kit (Cab Only) <i>For 3320, 3520, 3720, 4320, 4520 and 4720 Tractors.</i>	47.30
	LVB24844	External Mirror Kit (Cab Only)	184.80
	RE289848	Radio, Deere/Delco AM/FM Stereo with Clock, Front Audio Input Jack for MP3 Players, and Weatherband <i>Requires LVB26065 Cab Speaker and Radio Mount Kit. Cab only. Compatible only with MY2010 or previous models.</i>	434.00
	RE289852	Radio, Deere/Delco AM/FM Stereo with Single Compact Disc Player, Clock, Front Audio Input Jack for MP3 Players, and Weatherband <i>Requires LVB26065 Cab Speaker and Radio Mount Kit. Cab only. Compatible only with MY2010 or previous models.</i>	849.00
	LVB24856	Rear Wiper Kit (Cab Only)	280.50
	LVB25501	Seat Armrest Kit <i>Open Station Only, Standard on Cab Tractors.</i>	140.80
	SWJHD1620	Stereo with AM/FM, Weatherband, SIRIUS Satellite and iPod Ready <i>Stereo included with option Code 9520 when configuring Tractor.</i>	See Parts
	TY25324	Weather Protection Umbrella	See Parts

JOHN DEERE COMMERCIAL PRODUCTS
COMPACT UTILITY TRACTORS

4720 Compact Utility Tractor (56 PTO hp)
Continued

CODE	ATTACHMENT IDENTIFIER	DESCRIPTION	SUGGESTED LIST PRICE USD (\$)
ATTACHMENTS FOR FIELD CONVERSION Continued...			
		Order Zone:	
	720969235	3-Point Hitch Tractor Receiver Hitch	In Catalog
	LP95233	Large Seat Cover	In Catalog
	LP95333	ROPS Organizer	In Catalog
		PTO:	
	LVB24847	Mid PTO Controls (Cab Only)	171.60
	LVB25959	Mid PTO Kit <i>4X20 Tractors with SN ending in 916000 (OOS) and 946000 (Cab) are NOT compatible with mid-mount mowers. Cab Tractors Require LVB24847 Mid PTO Controls.</i>	740.30
		Spanish North American Kit:	
	LVB26186	Spanish North American Operator's Manual and Decal Kit <i>Cab Tractors.</i>	80.30
	LVB26185	Spanish North American Operators Manual and Decal Kit <i>Open Station Tractors.</i>	64.90
		Transmission:	
	AR94493	Transmission Oil Heater <i>Requires AR95434 Cord Set, R34557 Clamp and (2) R44302, Self Locking Straps.</i>	See Parts
		Vandal Protection:	
	AL113087	Vandal Protection, Lockable Fuel Tank Cap <i>Cab Only.</i>	See Parts
		Weights:	
	BM19940	Attaching Hardware for Additional Rear Wheel Weight, 110 lb.	13.20
	BM19937	Attaching Hardware for Additional Rear Wheel Weight, 55 Lb.	9.90
	BM19939	Attaching Hardware for Starter Rear Wheel Weight, 110 lb.	36.30
	LVB25004	Attaching Hardware for Starter Rear Wheel Weight, 55 Lb.	52.80
	LVB25705	Front Quik-Tatch Weight Kit (4020 Series) <i>Includes Rod and Spring Pins for Front Quik-Tatch Weights.</i>	44.00
	LVBM19596	Front Weight Bracket Extension Kit (4020 Series) <i>Includes Extension Bracket and All Hardware (Including Rod and Spring Pins) to Hold up to Twelve Front Quik-Tatch Weights.</i>	255.20
	R66949	Quik-Tatch Weight, 42 Lb. <i>Requires (1) LVB25705, Front Weight Pin Kit.</i>	62.06
	BM19780	Quik-Tatch Weight, 70 lb. <i>Requires (1) LVB25705, Front Quik-Tatch Weight Kit.</i>	108.90
	BM17968	Rear Wheel Weight, 55 Lb. <i>Starter and Additional Weight for 19.5 and 20 In. Wheel.</i>	140.80
	T19293	Weight, Rear Wheel 110 Lb. <i>Starter and Additional Weight for 24 and 28 In. Wheel.</i>	277.64

Wheels and Tires Front:

JOHN DEERE COMMERCIAL PRODUCTS
COMPACT UTILITY TRACTORS

4720 Compact Utility Tractor (56 PTO hp)
Continued

CODE	ATTACHMENT IDENTIFIER	DESCRIPTION	SUGGESTED LIST PRICE USD (\$)
		ATTACHMENTS FOR FIELD CONVERSION Continued...	
	BM19108	Two 2 Position Steel Wheels With 10-16.5 In. 6 PR (R4) Front Tires	949.30
	LVB25007	Two 2 Position Steel Wheels With 27-12LL-15 In. 6 PR (R3) Turf Special Front Tires	1,080.20
	BM19083	Two 2 Position Steel Wheels With 8-16 In. 6 PR (R1) Front Tires	678.70
	LVB25108	Two 2 Position Steel Wheels with 27X10.50-15 In. 4PR (R3) Front Tires	606.10
		Wheels and Tires Rear:	
	LVB25981	Two 2 Position Steel Wheels With 17.5L-24 In. 6PR (R4) Rear Tires	2,261.60
	BM19208	Two 2 Position Steel Wheels With 22.5LL-16.1 In. 6 PR (R3) Turf Special Rear Tires	3,687.20
	LVB25000	Two 2 Position Steel Wheels With 44X18.00-20 In. 4 PR (R3) Rear Tires	2,248.40
	BLV10328	Two 2 Position Steel Wheels With 16.9L-24 In. 6PR (R4) Rear Tires	3,064.60
	BM19113	Two 8 Position Steel Wheels With 13.6-28 In. 4PR (R1) Rear Tires	1,916.20

EXTENDED WARRANTY - RESIDENTIAL OWNERS/USE

Visit <http://www.JohnDeere.com/ServicePlans> for more information on John Deere Service Contracts. May not be Available in Parts of the U.S., Not Available in Canada. Price may vary due to driving distance and/or time from machine to dealership location.

**JOHN DEERE COMMERCIAL PRODUCTS
EQUIPMENT FOR COMPACT UTILITY TRACTORS**

**7 Backhoe (For 3005, 790, 770 Tractors)
Equipment for Base Machine**

7.5 ft. (2.3 m) Digging Depth	Transport Lock
Quik-Tatch Mounting	Hydraulic Stabilizers with
180 Degree Swing	Combination Grouser and
Control Console	Smooth Pads
Two Lever Control	Mountings, Hydraulics,
Six Spool Control Valve	Subframe and Rear Hanger
9 In. Bucket	Brackets for 790 Tractor
Operator's Seat with	

CODE	ATTACHMENT IDENTIFIER	DESCRIPTION	SUGGESTED LIST PRICE USD (\$)
------	-----------------------	-------------	----------------------------------

Select One Code From Each Required Category

BASE MACHINE

F.O.B. Davenport, Iowa

0512TY	7 Backhoe (For 3005, 790, 770 Tractors) <i>Tractors Must be Equipped with a Front Loader. 3005, 790 and 770 Tractors Require BM18005 Power Beyond Kit and AM107212 ROPS Extension Kit. On 3005, 790 Tractors with 11.2-24, 4PR (R1) Tires, the Stabilizer will not Contact Ground for Adequate Stability.</i>	7,895.00
--------	--	----------

MOUNTINGS, HYDRAULICS, SUBFRAME, AND REAR HANGER

1002	Less Mountings, Hydraulics, Subframe and Rear Hanger Brackets	-1,303.00
1005	Mountings, Hydraulics, Subframe and Rear Hanger Brackets for 3005, 770 and 790 Tractors with 419, 300 or 70 Loader	In Base Price

Buckets:

4000	9 In. Bucket	In Base Price
4001	13 In. Bucket	47.00
4002	16 In. Bucket	78.00
4003	20 In. Bucket	153.00
4004	Less Bucket	-351.00

ATTACHMENTS FOR FIELD CONVERSION

Buckets:

BM19558	13 In. Bucket (1.04 Cu. Ft.)	469.70
BM19559	16 In. Bucket (1.33 Cu. Ft.)	506.00
BM19560	20 In. Bucket (1.74 Cu. Ft.)	595.10
BM19557	9 In. Bucket (0.64 Cu. Ft.)	413.60

JOHN DEERE COMMERCIAL PRODUCTS
EQUIPMENT FOR COMPACT UTILITY TRACTORS

7 Backhoe (For 3005, 790, 770 Tractors)

Continued

CODE	ATTACHMENT IDENTIFIER	DESCRIPTION	SUGGESTED LIST PRICE USD (\$)
ATTACHMENTS FOR FIELD CONVERSION Continued...			
		Hydraulics:	
	BM18005	Power Beyond Kit (3005, 790, 770)	317.90
	BM16763	Power Beyond Kit (55 Series) <i>See Sales Manual for Serial Number Breaks.</i>	278.30
		Miscellaneous:	
	BM22373	Mountings, Hydraulics, Subframe and Rear Hanger Brackets for 3005, 770 and 790 Tractors with 419, 300 or 70 Loader	1,536.70
		Operator Environment:	
	AM107212	10 In. Extension for Roll-Gard Cross Tube <i>Required for Use with 7 Backhoe on 3005, 790 and 770 Tractors.</i>	See Parts
	AM119856	Tall Roll-Gard <i>Required for Use with 7 Backhoe on 755, 855, 955 Tractors.</i>	See Parts

JOHN DEERE COMMERCIAL PRODUCTS
EQUIPMENT FOR COMPACT UTILITY TRACTORS

8B Backhoe (For 4005, 990, 870, 970, 1070 Tractors)
Equipment for Base Machine

8.5 ft. (2.6 m) Digging Depth Quik-Tatch Mounting 180 Degree Swing Control Console Two Lever Control Six Spool Control Valve 12 In. Bucket Operators Seat with Transport Lock	Hydraulic Stabilizers with Combination Grouser and Smooth Pads Mountings, Hydraulics, Subframe and Rear Hanger Brackets for 4005, 870, 970, 990 and 1070 Tractors
---	---

CODE	ATTACHMENT IDENTIFIER	DESCRIPTION	SUGGESTED LIST PRICE USD (\$)
------	--------------------------	-------------	-------------------------------------

Select One Code From Each Required Category

BASE MACHINE

F.O.B. Davenport, Iowa

1840M	8B Backhoe (For 4005, 990, 870, 970, 1070 Tractors) <i>Tractors Must be Equipped with a Front Loader and Require BM18010 Power Beyond Kit. For 990 Tractors Above Serial No. LV0990G590001, Refer to Sales Manual for Additional Parts.</i>	8,995.00
-------	--	----------

**MOUNTINGS, HYDRAULICS, SUBFRAME, AND REAR
HANGER**

1000	Mountings, Hydraulics, Subframe and Rear Hanger Brackets for 4005, 870, 970, 990 and 1070 Tractors	In Base Price
1004	Less Mountings, Hydraulics and Subframe	-1,400.00

Buckets:

3000	12 In. Bucket	In Base Price
3001	18 In. Bucket	75.00
3002	24 In. Bucket	158.00
3003	36 In. Bucket	300.00
3004	Less Bucket	-596.00

ATTACHMENTS - ORDER AS DESIRED

ATTACHMENTS FOR FIELD CONVERSION

Buckets:

BM19568	12 In. Standard Bucket (1.53 Cu. Ft.)	702.90
BM19569	18 In. Standard Bucket (2.47 Cu. Ft.)	792.00
BM19570	24 In. Standard Bucket (3.48 Cu. Ft.)	888.80

JOHN DEERE COMMERCIAL PRODUCTS
EQUIPMENT FOR COMPACT UTILITY TRACTORS

8B Backhoe (For 4005, 990, 870, 970, 1070 Tractors)
Continued

CODE	ATTACHMENT IDENTIFIER	DESCRIPTION	SUGGESTED LIST PRICE USD (\$)
		ATTACHMENTS FOR FIELD CONVERSION Continued...	
	BM19571	36 In. Standard Bucket (5.50 Cu. Ft.)	1,056.00
		Hydraulics:	
	BM18010	Power Beyond Kit	334.40
		Miscellaneous:	
	AH75164	Elbow Assy., 90 Degree Adjustable <i>Order AH75164 or AV43772 When 8, 8A or 8B Backhoe is Mounted on 850 (SN 009000 and Below) or 950 (SN 012000 and Below) Tractors.</i>	See Parts
	BM17019	Mountings, Hydraulics, Subframe and Rear Hanger Brackets (4005, 870, 970, 990, 1070)	1,650.00

JOHN DEERE COMMERCIAL PRODUCTS
EQUIPMENT FOR COMPACT UTILITY TRACTORS

260 Backhoe
(For 2305, 2210, 1023E, 1025R, 1026R Tractors)
Equipment for Base Machine

6 ft. 2 In. (1.89 m) Digging Depth	Hydraulics
One Double Acting Swing Cylinder	8 In. Bucket
150 Degree Swing	Swivel Seat Bracket
Narrow Control Console	Transport Locking Pins
Two Lever Control	Hydraulic Stabilizers
Six Spool Control Valve	Subframe Mounting

CODE	ATTACHMENT IDENTIFIER	DESCRIPTION	SUGGESTED LIST PRICE USD (\$)
------	-----------------------	-------------	-------------------------------

Select One Code From Each Required Category

BASE MACHINE

F.O.B. Davenport, Iowa

1161LV	260 Backhoe (For 2305, 2210, 1023E, 1025R, 1026R Tractors) <i>Tractors Must be Equipped with a Front Loader and a Power Beyond Hydraulic kit LVB25956 (except 2305 and 2210). If Ordering for a 2210 Tractor, LVB24980 Seat Kit is Required. Tire chains are not compatible with backhoe.</i> <i>Only 17 digit Serial No. 260 backhoes (with updated mainframe) are compatible with 1023E, 1025R, and 1026R.</i>	5,690.00
--------	---	----------

SUBFRAME MOUNTING/POWER BEYOND HYDRAULICS

1001	Subframe Mounting/Power Beyond Hydraulics (For 2305 Tractors) <i>AM105466 and AM105467 Couplers are required or need to be included in code.</i>	-71.00
1002	Subframe Mounting/Power Beyond Hydraulics (For 2210 Tractors) <i>AM105466 and AM105467 Couplers are required or need to be included in code.</i>	-71.00
1005	Subframe Mounting (For 1023E Tractors) <i>Power Beyond kit LVB25956 is required on tractor.</i>	In Base Price
1006	Subframe Mounting (For 1025R and 1026R Tractors) <i>Power Beyond kit LVB25956 is required on tractor.</i>	Same Price
1010	Less Subframe Mounting/Power Beyond Hydraulics	-1,115.00

Buckets:

2000	8 In. Bucket (0.63 Cu. Ft.)	In Base Price
2001	12 In. Bucket (0.90 Cu. Ft.)	56.00
2002	16 In. Bucket (1.31 Cu. Ft.)	96.00
2010	Less Bucket	-310.00

ATTACHMENTS - ORDER AS DESIRED

JOHN DEERE COMMERCIAL PRODUCTS
EQUIPMENT FOR COMPACT UTILITY TRACTORS

260 Backhoe
(For 2305, 2210, 1023E, 1025R, 1026R Tractors)
Continued

CODE	ATTACHMENT IDENTIFIER	DESCRIPTION	SUGGESTED LIST PRICE USD (\$)
ATTACHMENTS - ORDER AS DESIRED Continued...			
9430		Spanish North American Kit: Spanish North American Operator's Manual and Decal Kit	No Charge
ATTACHMENTS FOR FIELD CONVERSION			
		Buckets:	
	LVB24976	12 In. Backhoe Bucket (0.90 Cu. Ft.)	430.10
	LVB24977	16 In. Backhoe Bucket (1.31 Cu. Ft.)	478.50
	LVB24975	8 In. Backhoe Bucket (0.63 Cu. Ft.)	365.20
		Hydraulics:	
	LVB25956	Power Beyond Kit	169.40
		Miscellaneous:	
	BM19556	Rubber Street Pad Kit	138.60
	LVB24980	Seat Kit (2210) <i>2210 Tractor Seats need to be Upgraded to the 2305 Seat to Work with Swivel Mechanism. Kit Includes Bracket for SMV Sign.</i>	162.80
	LVB24982	Stabilizer Cylinder Protection Kit	123.20
		Mountings and Hardware for Tractors:	
	BLV10161	Subframe Mounting (For 1023E Tractors) <i>Power Beyond kit LVB25956 is required on tractor.</i>	1,314.50
	BLV10162	Subframe Mounting (For 1025R, 1026R Tractors) <i>Power Beyond kit LVB25956 is required on tractor.</i>	1,314.50
	LVB24973	Subframe Mounting/Power Beyond Hydraulics Kit (For 2210 Tractors with 260 Backhoe)	1,229.80
	LVB25969	Subframe Mounting/Power Beyond Hydraulics Kit (For 2305 Tractors with 260 Backhoe)	1,229.80
		Operator Manual and Decal Kit:	
	BLV10060	Spanish North American Operator's Manual and Decal Kit	17.60

JOHN DEERE COMMERCIAL PRODUCTS
EQUIPMENT FOR COMPACT UTILITY TRACTORS

46 Backhoe (For 2032R, 2520, 2720, 4100, 4110, 4115 Tractors)
Equipment for Base Machine

6.5 ft. (2.0 m) Digging Depth	9 In. Bucket
Two Double Acting Swing Cylinders	Operator's Seat with Transport Lock
180 Degree Swing	Hydraulic Stabilizers with Flip-Over Pads
Narrow Control Console	Subframe Mounting
Two Lever Control	
Six Spool Control Valve	
Hydraulics	

CODE	ATTACHMENT IDENTIFIER	DESCRIPTION	SUGGESTED LIST PRICE USD (\$)
------	-----------------------	-------------	-------------------------------

Select One Code From Each Required Category

BASE MACHINE

F.O.B. Davenport, Iowa

1150LV	46 Backhoe (For 2032R, 2520, 2720, 4100, 4110, 4115 Tractors) <i>The 46 Backhoe is not Compatible with a Mid-Mount Mower Deck, See Sales Manual. Tractors Must be Equipped with a 200X/200CX Front Loader and Power Beyond Kit. With Full Axle Oscillation and Sharp Turning Angle, Tires have some Interference with 200X/200CX Loader Tubes when 46 Backhoe is Installed on 4115 Tractors. This Condition is Worse with R3 Tires than R4's. 4100, 4110, 4115 Tractors Require Folding ROPS and Tall ROPS Upper Hoop Kit (LVB25573).</i>	7,240.00
--------	--	----------

SUBFRAME MOUNTING

1000	Subframe Mounting (For 4100, 4110 Tractors)	Same Price
1002	Subframe Mounting (For 4115 Tractors)	Same Price
1004	Subframe Mounting (For 2032R, 2520, 2720)	Same Price
1010	Less Subframe Mounting	-1,020.00

Buckets:

2000	9 In. Bucket (0.64 Cu. Ft.)	In Base Price
2001	13 In. Bucket (1.04 Cu. Ft.)	47.00
2002	16 In. Bucket (1.33 Cu. Ft.)	78.00
2003	20 In. Bucket (1.74 Cu. Ft.)	153.00
2004	24 In. Bucket (2.14 Cu. Ft.)	210.00
2010	Less Bucket	-351.00

ATTACHMENTS FOR FIELD CONVERSION

Buckets:

BM19558	13 In. Bucket (1.04 Cu. Ft.)	469.70
BM19559	16 In. Bucket (1.33 Cu. Ft.)	506.00

JOHN DEERE COMMERCIAL PRODUCTS
EQUIPMENT FOR COMPACT UTILITY TRACTORS

46 Backhoe (For 2032R, 2520, 2720, 4100, 4110, 4115 Tractors)

Continued

CODE	ATTACHMENT IDENTIFIER	DESCRIPTION	SUGGESTED LIST PRICE USD (\$)
		ATTACHMENTS FOR FIELD CONVERSION Continued...	
	BM19560	20 In. Bucket (1.74 Cu. Ft.)	595.10
	BM19561	24 In. Bucket (2.14 Cu. Ft.)	662.20
	BM19557	9 In. Bucket (0.64 Cu. Ft.)	413.60
	LVB25603	Hydraulics: Power Beyond Kit <i>Not Compatible with Third SCV kit BLV1038/LVB26166</i> <i>Includes Rear Mounted Hydraulic Couplers and Hose for Use with Backhoe on 2320, 2520, 2720 Tractors.</i> <i>Equipped with Dual SCV.</i>	357.50
	BLV10381	Power Beyond Kit <i>Not Compatible with Third SCV kit BLV1038/LVB26166</i> <i>Includes Rear Mounted Hydraulic Couplers and Hose for Use with Backhoe on 2025R, 2032R, 2320, 2520, 2720, 4100, 4110, and 4115 Tractors</i> <i>Equipped with Dual SCV.</i>	455.40
		Mountings and Hardware for Tractors:	
	LVB24842	Subframe Mounting Kit (For 2025R, 2320 Tractors with 46 Backhoe)	1,201.20
	LVB25883	Subframe Mounting Kit (For 2032R, 2520, 2720 Tractors with 46 Backhoe)	1,201.20
	LVB25417	Subframe Mounting Kit (For 4100, 4110 Tractors with 46 Backhoe)	1,201.20
	LVB24843	Subframe Mounting Kit (For 4115 Tractors with 46 Backhoe)	1,201.20
	LVB25573	Operator Environment: Tall ROPS Upper Hoop Kit <i>Required for Use with 46 Backhoe on 4100, 4110, 4115 Tractors.</i>	212.30
	LVB25581	Operator Manual and Decal Kit: Operator's Manual and Decal Kit - French	No Charge

JOHN DEERE COMMERCIAL PRODUCTS
EQUIPMENT FOR COMPACT UTILITY TRACTORS

375 Backhoe (For 3120-3720, 4105, 4300-4400, 4310-4410 Tractors)
Equipment for Base Machine

7 ft. 8 In. (2.3 m) Digging Depth Quik-Tatch Mounting Two Double Acting Swing Cylinders 180 Degree Swing Narrow Control Console Two Lever Control Six Spool Control Valve Hydraulics	9 In. Bucket Operator's Seat with Transport Lock Hydraulic Stabilizers with Flip-Over Pads Rockshaft Assist Mounting Brackets and Hardware for 3120-3720, 4105 Open Station Tractors
--	---

CODE	ATTACHMENT IDENTIFIER	DESCRIPTION	SUGGESTED LIST PRICE USD (\$)
------	-----------------------	-------------	-------------------------------

Select One Code From Each Required Category

BASE MACHINE

F.O.B. Davenport, Iowa

6120LV	375 Backhoe (For 3120-3720, 4105, 4300-4400, 4310-4410 Tractors) <i>Tractor's Must be Equipped with a Front Loader and Power Beyond Kit. 4105 Tractor Requires LVB25930 Parking Extension Kit. See Sales Manual for 4300-4400, 4310-4410 Tractor/Backhoe Requirements.</i>	8,450.00
--------	---	----------

MOUNTING BRACKETS AND HARDWARE FOR TRACTOR

1002	Rockshaft Assist Mounting Brackets and Hardware for 3120-3720, 4105 Open Station Tractors	In Base Price
1004	Rockshaft Assist Mounting Brackets and Hardware for 4300-4400 and 4310-4410 Tractors with Heavy Duty Sub-Frame	491.00
1005	Rockshaft Assist Mounting Brackets and Hardware for 3320-3720 Cab Tractors	315.00
1010	Less Mounting Brackets and Hardware	-470.00

Buckets:

3000	9 In. Bucket (0.64 Cu. Ft.)	In Base Price
3001	13 In. Bucket (1.04 Cu. Ft.)	47.00
3002	16 In. Bucket (1.33 Cu. Ft.)	78.00
3003	20 In. Bucket (1.74 Cu. Ft.)	153.00
3004	24 In. Bucket (2.14 Cu. Ft.)	210.00
3005	36 In. Bucket (3.34 Cu. Ft.)	352.00
3010	Less Bucket	-351.00

ATTACHMENTS - ORDER AS DESIRED

JOHN DEERE COMMERCIAL PRODUCTS
EQUIPMENT FOR COMPACT UTILITY TRACTORS

375 Backhoe (For 3120-3720, 4105, 4300-4400, 4310-4410 Tractors)

Continued

CODE	ATTACHMENT IDENTIFIER	DESCRIPTION	SUGGESTED LIST PRICE USD (\$)
		ATTACHMENTS - ORDER AS DESIRED Continued...	
9430		Spanish North American Kit: Spanish North American Operator's Manual and Decal Kit	No Charge
		ATTACHMENTS FOR FIELD CONVERSION	
		Buckets:	
	BM19558	13 In. Bucket (1.04 Cu. Ft.)	469.70
	BM19559	16 In. Bucket (1.33 Cu. Ft.)	506.00
	BM19560	20 In. Bucket (1.74 Cu. Ft.)	595.10
	BM19561	24 In. Bucket (2.14 Cu. Ft.)	662.20
	BM19562	36 In. Bucket (3.34 Cu. Ft.)	829.40
	BM19557	9 In. Bucket (0.64 Cu. Ft.)	413.60
		Hydraulics:	
	LVB25085	Power Beyond Kit <i>Includes Rear Mounted Hydraulic Couplers and Hoses for Use with Backhoe on 4310-4410 Tractors.</i>	335.50
	LVB25781	Power Beyond Kit (Cab Tractors Only) <i>Includes Rear Mounted Hydraulic Couplers and Hoses for Use with Backhoe on 3120-3720 Cab Tractors. Not compatible with MY2011 tractors. See sales manual for details.</i>	396.00
	LVB26069	Power Beyond Kit (Cab Tractors Only) <i>Includes Rear Mounted Hydraulic Couplers and Hoses for use with Backhoe on 3120-3720 Cab Tractors. Starting with MY2011. Not backward compatible. See Sales Manual for MY2011 serial number break.</i>	412.50
	LVB25505	Power Beyond Kit (Open Station Only) <i>Includes Rear Mounted Hydraulic Couplers and Hoses for Use with Backhoe on 3120-3720, 4105 Open Station Tractors. Not compatible with MY2011 tractors. See sales manual for details.</i>	334.40
	LVB26064	Power Beyond Kit (Open Station Only) <i>Includes Rear Mounted Hydraulic Couplers and Hoses for Use with Backhoe on 3120-3720, 4105 Open Station Tractors. Starting with MY2011. Not backward compatible. See Sales Manual for MY2011 serial number break.</i>	412.50
	LVB25221	Power Beyond Kit with RCV Filter <i>Includes Rear Mounted Hydraulic Couplers and Hoses for Use with Backhoe on 4300-4400 Tractors.</i>	408.10
		Miscellaneous:	
	BM19556	Rubber Street Pad Kit	138.60
	LVB25238	Stablizer Cylinder Protection Kit	177.10
	LVB26056	Thumb <i>Only compatible with a 2010 model or later backhoe with a serial number greater than LV0375X030000. Not compatible with 9 In. Bucket (BM19557).</i>	787.60

JOHN DEERE COMMERCIAL PRODUCTS
EQUIPMENT FOR COMPACT UTILITY TRACTORS

375 Backhoe (For 3120-3720, 4105, 4300-4400, 4310-4410 Tractors)

Continued

CODE	ATTACHMENT IDENTIFIER	DESCRIPTION	SUGGESTED LIST PRICE USD (\$)
ATTACHMENTS FOR FIELD CONVERSION Continued...			
		Mountings and Hardware for Tractors:	
	LVB24795	Heavy-Duty Subframe Kit <i>See Sales Manual for 4300-4400, 4310-4410 Tractor/Backhoe Requirements.</i>	579.70
	LVB25611	Rockshaft Assist Mounting Brackets and Hardware (3120-3720 Open Station Tractors)	553.30
	BM19564	Rockshaft Assist Mounting Brackets and Hardware (4300-4400, 4310-4410)	553.30
	LVB26149	Rockshaft Assist Mounting Brackets and Hardware (3320-3720 Cab Tractors)	922.90
		Operator Manual and Decal Kit:	
	BLV10058	Spanish North American Operator's Manual and Decal Kit	17.60

JOHN DEERE COMMERCIAL PRODUCTS
EQUIPMENT FOR COMPACT UTILITY TRACTORS

485 Backhoe

(For 3120-3720 Open Station, 4120-4720, 4300-4400, 4310-4410, 4500-4700, 4510-4710, 5045E-5075E, 5103-5403 Tractors)

Equipment for Base Machine

8 ft. 9 In. (2.7 m) Digging
 Depth
 Quick-Tatch Mounting
 Two Double Acting Swing
 Cylinders
 180 Degree Swing
 Narrow Control Console
 Two Lever Control
 Six Spool Control Valve
 Hydraulics

12 In. Bucket
 Operator's Seat with
 Transport Locks
 Hydraulic Stabilizers with
 Flip-Over Pads
 Rockshaft Assist Mounting
 Brackets, Hardware and
 Adapter Frame Plate for
 4510-4710 and 4120-4720
 Tractors

CODE	ATTACHMENT IDENTIFIER	DESCRIPTION	SUGGESTED LIST PRICE USD (\$)
------	--------------------------	-------------	-------------------------------------

Select One Code From Each Required Category

BASE MACHINE

F.O.B. Davenport, Iowa

6131LV	485 Backhoe (For 3120-3720 Open Station, 4120-4720, 4300-4400, 4310-4410, 4500-4700, 4510-4710, 5045E-5075E, 5103-5403 Tractors) <i>Does Not Fit Cab 3320-3720 Tractors. Tractors Must be Equipped with a Front Loader and Power Beyond Kit. Installation of LVB25628 PRT Oil Cooler Kit is Recommended for 4000 Twenty Series Tractors with a PRT Trans. and Equipped with a Backhoe that will be used for Extended Continuous Periods of Time. See Sales Manual for 4300 Through 4710 Tractor/Backhoe Requirements.</i>	9,850.00
--------	---	----------

MOUNTING BRACKETS AND HARDWARE FOR TRACTOR

1001	Rockshaft Assist Mounting Brackets and Hardware (4300-4400, 4310-4410) with Heavy Duty Sub-Frame	-264.00
1005	Rockshaft Assist Mounting Brackets and Hardware (3120-3720 Open Station Tractors)	-430.00
1006	Subframe Mounting Brackets, Hydraulics and Hardware For 5045E-5075E Series Tractors and 5103-5403 Series Tractors <i>Compatible with serial numbers after PY5103U013641, PY5203U005570, PY5303U007753, and PY5403U000735.</i>	108.00
1007	Rockshaft Assist Mounting Brackets and Hardware (4120-4720. See notes below on 4500-4700 and 4510-4710) <i>4320-4720 Cab Tractors Equipped with Mid-PTO Require LVB25876 Cab/Backhoe/Mid PTO Additional Mounting Kit. See Sales Manual for Serial Numbers. For 4500-4700 and 4510-4710 Tractors Manufactured Before Nov. '02, See Sales Manual for Additional Required Service Parts.</i>	In Base Price
1010	Less Mounting Brackets and Hardware	-899.00

ADAPTER FRAME FOR BACKHOE

2000	Adapter Frame Weldment Plate (3120-3720, 4300-4400, 4310-4410)	-41.00
------	---	--------

JOHN DEERE COMMERCIAL PRODUCTS
EQUIPMENT FOR COMPACT UTILITY TRACTORS

485 Backhoe

(For 3120-3720 Open Station, 4120-4720, 4300-4400, 4310-4410, 4500-4700, 4510-4710, 5045E-5075E, 5103-5403 Tractors)

Continued

CODE	ATTACHMENT IDENTIFIER	DESCRIPTION	SUGGESTED LIST PRICE USD (\$)
		ADAPTER FRAME FOR BACKHOE Continued...	
2003		Adapter Frame Weldment Plate (4120-4720, 4500-4700 and 4510-4710)	In Base Price
2010		Less Adapter Frame Weldment Plate	-934.00

Buckets:

3000		12-Inch Bucket (1.53 Cu. Ft.)	In Base Price
3001		18-Inch Bucket (2.47 Cu. Ft.)	75.00
3002		24-Inch Bucket (3.48 Cu. Ft.)	158.00
3003		36-Inch Bucket (5.50 Cu. Ft.)	300.00
3010		Less Bucket	-596.00

ATTACHMENTS - ORDER AS DESIRED

		Spanish North American Kit:	
9430		Spanish North American Operator's Manual and Decal Kit	No Charge

ATTACHMENTS FOR FIELD CONVERSION

		Backhoe Adapter Frames:	
LVB25613		Adapter Frame Weldment Plate (3120-3720, 4300-4400, 4310-4410)	1,020.80
LVB26163		Adapter Frame Weldment Plate (4500-4700 and 4510-4710)	1,098.90
		Buckets:	
BM19568		12 In. Standard Bucket (1.53 Cu. Ft.)	702.90
LVB25173		14 In. Heavy Duty Bucket (1.74 Cu. Ft.)	777.70
LVB25174		18 In. Heavy Duty Bucket (2.68 Cu. Ft.)	854.70
BM19569		18 In. Standard Bucket (2.47 Cu. Ft.)	792.00
LVB25175		24 In. Heavy Duty Bucket (3.71 Cu. Ft.)	957.00
BM19570		24 In. Standard Bucket (3.48 Cu. Ft.)	888.80
LVB25176		36 In. Heavy Duty Bucket (5.76 Cu. Ft.)	1,162.70
LVB25177		40 In. Heavy Duty Bucket (6.41 Cu. Ft.)	1,241.90
		Hydraulics:	
LVB25085		Power Beyond Kit <i>Includes Rear Mounted Hydraulic Couplers and Hoses for Use with Backhoe on 4310-4410 Tractors.</i>	335.50
LVB25780		Power Beyond Kit (Cab Only) <i>Includes Rear Mounted Hydraulic Couplers and Hoses for Use with Backhoe on 4320-4720 Cab Tractors.</i>	336.60

JOHN DEERE COMMERCIAL PRODUCTS
EQUIPMENT FOR COMPACT UTILITY TRACTORS

485 Backhoe

(For 3120-3720 Open Station, 4120-4720, 4300-4400, 4310-4410, 4500-4700, 4510-4710, 5045E-5075E, 5103-5403 Tractors)

Continued

CODE	ATTACHMENT IDENTIFIER	DESCRIPTION	SUGGESTED LIST PRICE USD (\$)
		ATTACHMENTS FOR FIELD CONVERSION Continued...	
	LVB26071	Power Beyond Kit (Cab Only) <i>Starting with MY2011. Not backward compatible. See Sales Manual for MY2011 serial number break.</i>	412.50
	LVB25505	Power Beyond Kit (Open Station Only) <i>Includes Rear Mounted Hydraulic Couplers and Hoses for Use with Backhoe on 3120-3720, 4105 Open Station Tractors. Not compatible with MY2011 tractors. See sales manual for details.</i>	334.40
	LVB25512	Power Beyond Kit (Open Station Only) <i>Includes Rear Mounted Hydraulic Couplers and Hose for Use with Backhoe on 4510-4710 and 4120-4720 Open Station Tractors. Not compatible with MY2011 tractors. See sales manual for details.</i>	317.90
	LVB26064	Power Beyond Kit (Open Station Only) <i>Includes Rear Mounted Hydraulic Couplers and Hoses for Use with Backhoe on 3120-3720, 4105 Open Station Tractors. Starting with MY2011. Not backward compatible. See Sales Manual for MY2011 serial number break.</i>	412.50
	LVB26066	Power Beyond Kit (Open Station Only) <i>Includes Rear Mounted Hydraulic Couplers and Hose for Use with Backhoe on 4510-4710 and 4120-4720 Open Station Tractors. Starting with MY2011. Not backward compatible. See Sales Manual for MY2011 serial number break.</i>	412.50
	LVB25220	Power Beyond Kit with RCV Filter <i>Includes Rear Mounted Hydraulic Couplers and Hoses for Use with Backhoe on 4500-4700 Tractors.</i>	354.20
	LVB25221	Power Beyond Kit with RCV Filter <i>Includes Rear Mounted Hydraulic Couplers and Hoses for Use with Backhoe on 4300-4400 Tractors.</i>	408.10
	LVB26039	Miscellaneous: Creep to Reposition Kit <i>Only compatible with 4520 and 4720 tractors starting with Model Year 2011, and the latest 485 Backhoe LVB26189 and Adaptor LVB26163. Ensure software is LVA16028P or later. Previous software versions are not compatible with this kit.</i>	957.00
	BM19556	Rubber Street Pad Kit	138.60
	LVB25239	Stabilizer Cylinder Protection Kit	177.10
	LVB26057	Thumb <i>Only compatible with a 2010 model or later backhoe with a serial number greater than LV0485X030000. Not compatible with 12 In. Standard Bucket (BM19568) or 14 In. Heavy Duty Bucket (LVB25173).</i>	1,014.20
	LVB25876	Mountings and Hardware for Tractors: Cab/Backhoe/Mid PTO Additional Mounting Kit <i>Required in addition to Order Code 1003 for 4320-4720 Cab Tractors Equipped with Mid PTO.</i>	114.40
	LVB24795	Heavy-Duty Subframe Kit <i>Required for Use on 4300-4400, 4310-4410 Tractors with a 48, 448 or 485 Backhoe.</i>	579.70

JOHN DEERE COMMERCIAL PRODUCTS
EQUIPMENT FOR COMPACT UTILITY TRACTORS

485 Backhoe

(For 3120-3720 Open Station, 4120-4720, 4300-4400, 4310-4410, 4500-4700, 4510-4710, 5045E-5075E, 5103-5403 Tractors)

Continued

CODE	ATTACHMENT IDENTIFIER	DESCRIPTION	SUGGESTED LIST PRICE USD (\$)
		ATTACHMENTS FOR FIELD CONVERSION Continued...	
	LVB25611	Rockshaft Assist Mounting Brackets and Hardware (3120-3720 Open Station Tractors)	553.30
	LVB26148	Rockshaft Assist Mounting Brackets and Hardware (4120-4720. See notes below on 4500-4700 and 4510-4710) <i>4320-4720 Cab Tractors Equipped with Mid-PTO Require LVB25876 Cab/Backhoe/Mid PTO Additional Mounting Kit. See Sales Manual for Serial Numbers. For 4500-4700 and 4510-4710 Tractors Manufactured Before Nov. '02, See Sales Manual for Additional Required Service Parts.</i>	1,059.30
	BM19564	Rockshaft Assist Mounting Brackets and Hardware (4300-4400, 4310-4410)	553.30
	LVB26092	Subframe Mounting Brackets, Hydraulics and Hardware For 5045E-5075E Series Tractors and 5103-5403 Series Tractors <i>Compatible with serial numbers after PY5103UO13641, PY5203U005570, PY5303U007753, and PY5403U000735.</i>	2,192.30
	BLV10058	Operator Manual and Decal Kit: Spanish North American Operator's Manual and Decal Kit	17.60
	LVB25865	Transmission: PRT Oil Cooler Kit <i>Required for 4120-4720 PRT Tractors</i>	280.50

JOHN DEERE COMMERCIAL PRODUCTS
EQUIPMENT FOR COMPACT UTILITY TRACTORS

270A Backhoe (For 2025R, 2320 Tractors)
Equipment for Base Machine

7 ft. Digging Depth
One Double Acting Swing
Cylinder
150 Degree Swing
Narrow Control Console
Two Lever Control
Six Spool Control Valve
Hydraulics

8 In. Bucket
Operator's Seat
Hydraulic Stabilizers
Subframe Mounting (3 Point Hitch
Assist)
Transport Locks

CODE	ATTACHMENT IDENTIFIER	DESCRIPTION	SUGGESTED LIST PRICE USD (\$)
------	--------------------------	-------------	-------------------------------------

Select One Code From Each Required Category

BASE MACHINE

F.O.B. Davenport, Iowa

6150LV		270A Backhoe (For 2025R, 2320 Tractors) <i>Tractors Must be Equipped with a Front Loader and Power Beyond Kit. Mechanical mower lift system will not work with backhoe mounted.</i>	8,025.00
--------	--	--	----------

Buckets:

3001		8 In. Bucket (0.63 Cu. Ft.)	In Base Price
3002		12 In. Bucket (0.90 Cu. Ft.)	61.00
3003		16 In. Bucket (1.31 Cu. Ft.)	106.00

SUBFRAME MOUNTING

1003		Subframe Mounting (For 2025R, 2320 Tractors)	In Base Price
1010		Less Subframe Mounting	-1,263.00

ATTACHMENTS FOR FIELD CONVERSION

Buckets:

BLV10025		12 In. Bucket (0.66 Cu. Ft.)	443.30
BLV10026		16 In. Bucket (0.90 Cu. Ft.)	492.80
BLV10024		8 In. Bucket (0.42 Cu. Ft.)	376.20

Hydraulics:

LVB25603		Power Beyond Kit <i>Includes Rear Mounted Hydraulic Couplers and Hose for Use with Backhoe on 2320 Tractors. Equipped with Dual SCV. Not Compatible with Third SCV kit BLV1038/LVB26166</i>	357.50
----------	--	--	--------

Miscellaneous:

BM19556		Rubber Street Pad Kit	138.60
BLV10023		Thumb <i>Not compatible with 8 In. Bucket (BLV10024).</i>	658.90

JOHN DEERE COMMERCIAL PRODUCTS
EQUIPMENT FOR COMPACT UTILITY TRACTORS

270A Backhoe (For 2025R, 2320 Tractors)
Continued

CODE	ATTACHMENT IDENTIFIER	DESCRIPTION	SUGGESTED LIST PRICE USD (\$)
		ATTACHMENTS FOR FIELD CONVERSION Continued...	
		Mountings and Hardware for Tractors:	
	BLV10021	Subframe Mounting Kit (For 2025R, 2320 Tractors with 270A Backhoe)	1,489.40

JOHN DEERE COMMERCIAL PRODUCTS
EQUIPMENT FOR COMPACT UTILITY AND GARDEN TRACTORS

54 In. Quick-Hitch Front Blade (For X400/X500 HDGT's, X700's, 425-455, 1023E, 1025R, 1026R, 2210, 2305, 2025R, 2032R, 2320, 2520, 2720, 4010, 4100, 4110 and 4115 Tractors)

Equipment for Base Machine

54 In. Clearing Width "Straight"	Two Adjustable Skid Shoes
48 In. Clearing Width "Fully Angled"	Reinforced Angle Bar on Back of Blade
Replaceable Cutting Edge	Spring Breakaway with Lock-Out Pin
Heavy 11-Gauge, Curved Blade	Less Front Hitch
Angled Left or Right Up to 27 Degrees	Less Hydraulic Angling

CODE	ATTACHMENT IDENTIFIER	DESCRIPTION	SUGGESTED LIST PRICE USD (\$)
------	-----------------------	-------------	-------------------------------

Select One Code From Each Required Category

BASE MACHINE

F.O.B. Davenport, Iowa

1491M	54 In. Quick-Hitch Front Blade (For X400/X500 HDGT's, X700's, 425-455, 1023E, 1025R, 1026R, 2210, 2305, 2025R, 2032R, 2320, 2520, 2720, 4010, 4100, 4110 and 4115 Tractors) <i>X700, X710, X465, X475 and 425 Require BM20761 Hydraulic Coupler Kit.</i> <i>Compact Tractors Require Dual Selective Control Valve and Front Attaching Support Kit. See Sales Manual for Front Attaching Support Requirements.</i> <i>See Sales Manual for Ballast Requirements.</i>	515.00
-------	--	--------

FRONT QUICK-HITCH

1000	Front Quick-Hitch and Hydraulic Lift (For X400/X500 HDGT's, X700's)	603.00
1001	Front Quick-Hitch and Hydraulic Lift (425, 445, 455)	625.00
1006	Front Quick-Hitch and Hydraulic Lift (2210, 2305)	641.00
1007	Front Quick-Hitch and Hydraulic Lift (2025R, 2032R, 2320, 2520, 2720, 4010, 4100, 4110, 4115)	688.00
1008	Front Quick-Hitch and Hydraulic Lift(1023E, 1025R, 1026R)	688.00
1010	Less Front Quick-Hitch	In Base Price

HYDRAULIC ANGLING (REQUIRED FOR OPERATION)

2000	Hydraulic Angling (For X400/X500 HDGT's, X700's) <i>BM20761 Hydraulic Coupler Kit Required on X700, X710, X465 and X475.</i>	186.00
2001	Hydraulic Angling (425, 445, 455) <i>BM20761 Hydraulic Coupler Kit Required on 425 Tractor.</i>	161.00
2005	Hydraulic Angling (2210, 2305)	187.00
2006	Hydraulic Angling (2025R, 2032R, 2320, 2520, 2720, 4010, 4100, 4110, 4115)	193.00

JOHN DEERE COMMERCIAL PRODUCTS
EQUIPMENT FOR COMPACT UTILITY AND GARDEN TRACTORS

54 In. Quick-Hitch Front Blade (For X400/X500 HDGT's, X700's, 425-455, 1023E, 1025R, 1026R, 2210, 2305, 2025R, 2032R, 2320, 2520, 2720, 4010, 4100, 4110 and 4115 Tractors)

Continued

CODE	ATTACHMENT IDENTIFIER	DESCRIPTION	SUGGESTED LIST PRICE USD (\$)
		HYDRAULIC ANGLING (REQUIRED FOR OPERATION)	
		Continued...	
2007		Hydraulic Angling (1023E, 1025R, 1026R)	187.00
2010		Less Hydraulic Angling	In Base Price

ATTACHMENTS - ORDER AS DESIRED

9100		European CE Kit: European CE Certification Kit	No Charge
------	--	--	-----------

ATTACHMENTS FOR FIELD CONVERSION

		Front Hitch:	
LVB26047		Front Quick-Hitch and Hydraulic Lift (1023E, 1025R, 1026R)	788.59
LVB24898		Front Quick-Hitch and Hydraulic Lift (2025R, 2032R, 2320 - 2720) <i>Fits also 4010, 4100, 4110 and 4115 Tractors for 47SB only.</i>	788.59
BM20921		Front Quick-Hitch and Hydraulic Lift (2305) <i>Fits also 2210 Tractors (for 47SB only).</i>	736.16
BM17347		Front Quick-Hitch and Hydraulic Lift (415, 425, 445, 455)	715.83
BM19782		Front Quick-Hitch and Hydraulic Lift (X400/X500 HDGT's, X700's)	692.29
		Hydraulics:	
LVB26108		Hydraulic Angling (1023E, 1025R, 1026R)	215.07
LVB24901		Hydraulic Angling (2025R, 2032R, 2320, 2520, 2720, 4010, 4100, 4110, 4115)	220.41
BM17650		Hydraulic Angling (415, 425, 445, 455)	185.11
BM20837		Hydraulic Angling (X400/X500 HDGT's, X700's)	212.93
BM20922		Hydraulic Angling Kit (2210, 2305)	215.07
BM20761		Hydraulic Coupler Kit <i>Required on X700, X465, X475 and 425 Tractors.</i>	54.57
		Miscellaneous:	
BM20714		Click-N-Go Bracket (X400/X500 HDGT's, X700's)	112.36
LVB25302		Front Attaching Support Kit <i>For 2520, 2720, 4100, 4110, 4115 Tractors. See Sales Manual for Front Attaching Support Requirements.</i>	59.91
LVB26046		Front Attaching Support Kit (1023E, 1025R, 1026R) <i>See Sales Manual for Front Attaching Support Requirements.</i>	67.41
LVB24895		Front Attaching Support Kit (2025R, 2320) <i>See Sales Manual for Front Attaching Support Requirements.</i>	82.39
LVB25396		Front Attaching Support Kit (2305) <i>Fits also 2210 Tractors (for 47SB only.) See Sales Manual for Front Attaching Support Requirements.</i>	59.91

JOHN DEERE COMMERCIAL PRODUCTS
EQUIPMENT FOR COMPACT UTILITY AND GARDEN TRACTORS

54 In. Quick-Hitch Front Blade (For X400/X500 HDGT's, X700's, 425-455, 1023E, 1025R, 1026R, 2210, 2305, 2025R, 2032R, 2320, 2520, 2720, 4010, 4100, 4110 and 4115 Tractors)

Continued

CODE	ATTACHMENT IDENTIFIER	DESCRIPTION	SUGGESTED LIST PRICE USD (\$)
		ATTACHMENTS FOR FIELD CONVERSION Continued...	
	LVB24899	Front Hitch/Mid-Mount Mower Combo Bracket (2025R, 2032R, 2320-2720) <i>Compatible with 4115 Tractor also. Required for Tool Free Change Between 54D or 62D OnRamp Mid-Mount Mower and Quik-Tatch Front Hitch (2025R, 2032R, 2320, 2520, 2720, 4115).</i>	127.33
	BM20753	Front Light Kit <i>For X400/X500 HDGT and X700 Series Garden Tractors.</i>	207.59
	AM119321	Heavy Duty Skid Shoe (1)	See Parts
	TY15956	Tire Chains (Pair) for 23x10.50-12 In. Drive Tires <i>All Wheel Steer Tractors with Standard 23x10.50-12 In. Tires Require BM18021 Wheel Spacer Kit to Provide Clearance Between Tire Chains and Steering Linkage.</i>	See Parts
	TY15845	Tire Chains (Pair) for 23x10.50-12 In. Rear Tires (318, 322, 332)	See Parts
	TY15841	Tire Chains (Pair) for 23x8.50-12 In. Drive Tires	See Parts
	BM22725	Wheel Spacer Kit <i>For all Wheel Steer Tractors when Installing TY15956 Chains.</i>	157.29
	LP54000	Order Zone: 54 In. Tractor Shovel <i>For X400/X500 HDGT's and X700's Only. Go to Order Zone for Specific Requirements.</i>	In Catalog
	TY15958	Seats / Wheels / Tires: Tire Chains (Pair) for 26x12-12 Tires	See Parts
	BM20715	Weights: Ballast Box (Click-N-Go) (X400/X500 HDGT's, X700's) <i>Requires BM20714 Click-N-Go Bracket.</i>	283.56
	R66949	Quik-Tatch Weight, 42 Lb.	62.06
	BM20779	Rear Click-N-Go Weight Bracket (X400/X500 HDGT's, X700's) <i>Requires BM20714 Click-N-Go Bracket.</i>	156.21

JOHN DEERE COMMERCIAL PRODUCTS
EQUIPMENT FOR COMPACT UTILITY TRACTORS

366 Front Mounted Blade (For 3120-3720 Tractors)
Equipment for Base Machine

66 In. Blade with Spring Trip Hydraulic Angling Skid Shoes A-frame Quick Change System (Common with 59 In. Snow	Blower) Hydraulic Hoses Mounting Frame
--	--

CODE	ATTACHMENT IDENTIFIER	DESCRIPTION	SUGGESTED LIST PRICE USD (\$)
------	--------------------------	-------------	-------------------------------------

Select One Code From Each Required Category

BASE MACHINE

F.O.B. Davenport, Iowa

6004M	366 Front Mounted Blade (For 3120-3720 Tractors) <i>Not for use with 4200-4410 Tractors. 3120-3720 Tractors with Mid-Mount Mowers for use with Front Three-Point Hitch with A-Frame require LVB25820 (AutoConnect decks) or LVB24810 (old 7-Iron decks)</i>	3,600.00
-------	--	----------

FRONT HITCH

1000	Front Three-Point Hitch with A-Frame Quick Attach System (3120-3720)	In Base Price
1010	Less Front Three-Point Hitch with A-Frame Quick Attach System	-1,328.00

ATTACHMENTS FOR FIELD CONVERSION

	Front Hitch:	
LVB24797	A-Frame Quick Attach System (3120-3720)	190.46
BM20921	Front Quick-Hitch and Hydraulic Lift (2305) <i>Fits also 2210 Tractors (for 47SB only).</i>	736.16
LVB25878	Front Three-Point Hitch (3120-3720)	1,248.69
	Front PTO:	
LVB25759	Front PTO Bracket (3120-3720)	82.39
	Miscellaneous:	
LVB25820	Front Three-Point Hitch/Mid Mount Brackets <i>Required for use with LVB24815 Front Three-Point Hitch with A-Frame (3120-3720 Tractors Only) and AutoConnect Mowers.</i>	166.10
LVB24810	Front Three-Point Hitch/Mid Mount Mower Draft Arms <i>Required for use with LVB25878 Front Three-Point Hitch with A-Frame (3120-3720 Tractors Only) and old 7-Iron Mid-Mount Mowers.</i>	228.99

JOHN DEERE COMMERCIAL PRODUCTS
EQUIPMENT FOR COMPACT UTILITY TRACTORS

84 Front Mounted Blade (For 4500-4700, 4510-4710 Tractors)
Equipment for Base Machine

84 In. Blade with Spring
Trip
Hydraulic Angling
Skid Shoes
Lift Cylinder
Hydraulic Hoses

Mounting Frame

CODE	ATTACHMENT IDENTIFIER	DESCRIPTION	SUGGESTED LIST PRICE USD (\$)
------	--------------------------	-------------	-------------------------------------

Select One Code From Each Required Category

BASE MACHINE

F.O.B. Davenport, Iowa

3680M	84 Front Mounted Blade (For 4500-4700, 4510-4710 Tractors) <i>Tractor Requires Dual Selective Control Valve. Not for Use with 4120-4720 Tractors.</i>	3,655.00
-------	--	----------

JOHN DEERE COMMERCIAL PRODUCTS

iMatch Quick Hitch

CODE	ATTACHMENT IDENTIFIER	DESCRIPTION	SUGGESTED LIST PRICE USD (\$)
ATTACHMENTS FOR FIELD CONVERSION			
LVB25621		AutoHitch Implement Side Components - Tillers: AutoHitch Implement Components for John Deere 647 <i>LVB24978 AutoHitch Retrofit Kit is Required for Proper Installation on 647 Tillers With Serial Numbers Prior to LV0647B010001.</i>	226.60
LVB25622		AutoHitch Implement Components for John Deere 655 <i>LVB24946 AutoHitch Retrofit Kit is Required for Proper Installation on 655 Tillers With Serial Numbers Prior to LV0655B010001.</i>	266.20
LVB25676		AutoHitch Implement Components for John Deere 665, 673 <i>LVB25744 AutoHitch Retrofit Kit is Required for Proper Installation on 665 Tillers With Serial Numbers Prior to LV0665B010001, and 673 Tillers With Serial Numbers Prior to LV0673B010001.</i>	300.30
LVB25677		AutoHitch Implement Components for John Deere 681 <i>LVB25588 AutoHitch Retrofit Kit is Required for Proper Installation on 681 Tillers With Serial Numbers Prior to LV0681B010001.</i>	311.30
LVB24978		AutoHitch Retrofit Kit (647 Tiller) <i>Required for Proper Installation on 647 Tillers With Serial Numbers Prior to LV0647B010001.</i>	132.00
LVB24946		AutoHitch Retrofit Kit (655 Tiller) <i>Required for Proper Installation on 655 Tillers With Serial Numbers Prior to LV0655B010001.</i>	166.10
LVB25744		AutoHitch Retrofit Kit (665, 673 Tiller) <i>Required for Proper Installation on 665 Tillers With Serial Numbers Prior to LV0665B010001, and 673 Tillers With Serial Numbers Prior to LV0673B010001.</i>	166.10
LVB25976		Hitch: iMatch Quick Hitch Category 1 with adjustable top hook	350.90
LVB25821		Miscellaneous: AutoHitch DVD	3.57
LVB24964		AutoHitch Implement Components for Frontier RC1048, RC1060, RC2048, RC2060 John Deere LX4, LX5 Rotary Cutters <i>LX4 and LX5 Require (2) LVU19248 From Service Parts.</i>	416.90
LVB24965		AutoHitch Implement Components for Frontier RC1072, RC2072 & John Deere LX6 Rotary Cutters <i>LX6 Require (2) LVU19248 From Service Parts.</i>	368.50
LVB24961		AutoHitch Implement Components for John Deere MX5 Rotary Cutter	434.50
LVB24963		AutoHitch Implement Components for John Deere MX6 Rotary Cutter	368.50
LVU19248		LX AutoHitch Lower Bushing <i>(2) Required per LX Rotary Cutter.</i>	See Parts
LVB25675		iMatch AutoHitch PTO Coupler	513.63

JOHN DEERE COMMERCIAL PRODUCTS EQUIPMENT FOR COMPACT UTILITY TRACTORS

300 Loader Equipment for Base Machine

Quik-Park Loader Mounting System	61 In. (1550 mm) Materials Bucket
Quik Change Attachment Carrier	Less Ballast Box
Mounting Frame	
Hood Guard	
Bucket Level Indicator	

CODE	ATTACHMENT IDENTIFIER	DESCRIPTION	SUGGESTED LIST PRICE USD (\$)
------	-----------------------	-------------	----------------------------------

Select One Code From Each Required Category

BASE MACHINE

EX-WORKS Laredo, Texas; Martinez, Georgia; Waterloo, Iowa; Frisco, Texas; Grimsby, Ontario

2491P	300 Loader <i>For 3005, 790, 770, 3203 Tractors.</i>	3,737.00
-------	---	----------

TRACTOR MOUNTING FRAME

2000	Mounting Frame, Hoses and Hood Guard (790 Serial No. LV0790G790001-) <i>770, 790 Hood Guard (BW15350) is Required to Install Loader.</i>	Same Price
2010	Mounting Frame and Hoses (770, 790 Serial No. - LV0790G790000) <i>770, 790 Hood Guard (BW15350) is Required to Install Loader.</i>	212.00
2020	Mounting Frame, Hoses and Hood Guard (3203)	-210.00
2030	Mounting Frame, Hoses and Hood Guard (3005)	In Base Price
2095	Less Mounting Frame, Hoses and Hood Guard	-899.00

BALLAST

Three Point Hitch Ballast is Required For Loader Stability. See Operator's Manual For Ballast Recommendations. For Ballast Box Use with iMatch Quik Hitch, Code 9090 or BW15056 is Required.

4000	Ballast Box	223.00
4010	Ballast Box with Extension	329.00
4095	Less Ballast Box	In Base Price

BUCKET

Additional Bucket Options are Available as "9000" Codes.

8000	61 In. (1550 mm) Materials Bucket	In Base Price
8095	Less Bucket	-699.00

ATTACHMENTS - ORDER AS DESIRED

JOHN DEERE COMMERCIAL PRODUCTS
EQUIPMENT FOR COMPACT UTILITY TRACTORS

300 Loader
Continued

CODE	ATTACHMENT IDENTIFIER	DESCRIPTION	SUGGESTED LIST PRICE USD (\$)
ATTACHMENTS - ORDER AS DESIRED Continued...			
Miscellaneous:			
9090		iMatch / Quik-Coupler Bushing Kit	82.00
9095		Australian Code of Practice Kit <i>Kit Includes Australian Warning Labels.</i>	No Charge
Buckets:			
9015		53 In. (1350mm) Loader Materials Bucket - Quik Change	714.00
9020		61 In. (1550mm) Loader Materials Bucket - Quik Change	749.00
9025		73 In. (1850mm) Loader Materials Bucket	859.00
9030		61 In. (1550 mm) Loader Heavy Duty Bucket with Holes for Cutting Edge	916.00
Cutting Edges:			
9080		61 In. (1550 mm) Replaceable Bucket Cutting Edge with Hardware	141.00
9082		73 In. (1850 mm) Replaceable Bucket Cutting Edge with Hardware	171.00
Spanish North American Kit:			
9100		Spanish North American Operator's Manual and Decal Kit	No Charge
Tooth Bars:			
9070		61 In. (1550 mm) Tooth Bar for Bucket	422.00
9072		73 In. (1850 mm) Tooth Bar for Bucket	490.00
ATTACHMENTS FOR FIELD CONVERSION			
Ballast Box:			
	BW15073	Ballast Box	269.50
	BW15074	Ballast Box Extension	128.70
Buckets:			
	BW14145	53 In. (1350mm) Loader Materials Bucket - Quik Change	785.40
	BW14764	61 In. (1550 mm) Loader Heavy Duty Bucket with Holes for Cutting Edge	1,007.60
	BW14146	61 In. (1550mm) Loader Materials Bucket - Quik Change	823.90
	BW14147	73 In. (1850mm) Loader Materials Bucket	944.90
Cutting Edges:			
	BW14762	61 In. (1550 mm) Replaceable Bucket Cutting Edge with Hardware	155.10
	BW14763	73 In. (1850 mm) Replaceable Bucket Cutting Edge with Hardware	188.10
Hood Guards:			
	BW15848	Hood Guard (3005, 4005)	246.40
	BW15534	Hood Guard (3203)	251.90
	BW15350	Hood Guard (770, 790)	251.90

JOHN DEERE COMMERCIAL PRODUCTS
EQUIPMENT FOR COMPACT UTILITY TRACTORS

300 Loader
Continued

CODE	ATTACHMENT IDENTIFIER	DESCRIPTION	SUGGESTED LIST PRICE USD (\$)
ATTACHMENTS FOR FIELD CONVERSION Continued...			
		Miscellaneous:	
BW15389		Australian Code of Practice Kit <i>Kit Includes Australian Warning Labels.</i>	See Parts
BW15223		Bucket Level Indicator	62.70
BW15349		Hoses and Parts <i>For 3005, 770, 790 Tractors.</i>	293.70
BW15599		Hoses and Parts	336.60
BW15357		Oil Line Conversion Kit <i>For 770, 790 Serial No. - LV0790G790000.</i>	243.10
BW15056		iMatch / Quik-Coupler Bushing Kit	90.20
		Mounting Frames:	
BW15206		Mounting Frame (3005, 770, 790) <i>3005, 770, 790 Hood Guard (BW15350) is Required to Install Loader.</i>	520.30
BW15204		Mounting Frame (4200-4400, 4210-4400, 3120-3720, 3203 Open Station Tractors)	215.60
BWA1199		Mounting Frame with Hoses and Parts and Hood Guard (770, 790 Serial No.- LV0790G790000)	1,309.00
BWA1198		Mounting Frame with Hoses and Parts and Hood Guard (For 790 Serial No. LV0790G790001-)	1,065.90
BWA1503		Mounting Frame with Hoses and Parts and Hood Guard (3005)	1,060.40
BWA1355		Mounting Frame with Hoses and Parts and Hood Guard (3203)	804.10
		Tooth Bars:	
BW15227		61 In. (1550 mm) Tooth Bar for Bucket	464.20
BW15228		73 In. (1850 mm) Tooth Bar for Bucket	539.00

JOHN DEERE COMMERCIAL PRODUCTS
EQUIPMENT FOR COMPACT UTILITY TRACTORS

305 Loader
Equipment for Base Machine

Non Parking Loader
Quik Change Attachment Carrier
Mounting Frame
Hood Guard
Single Lever Control Valve
(2 Function)

Tractor to Valve Oil Line Kit
61 In. (1550mm) Materials Bucket
Less Ballast Box

CODE	ATTACHMENT IDENTIFIER	DESCRIPTION	SUGGESTED LIST PRICE USD (\$)
------	--------------------------	-------------	-------------------------------------

Select One Code From Each Required Category

BASE MACHINE

*EX-WORKS Laredo, Texas; Martinez, Georgia; Waterloo, Iowa; Frisco, Texas;
Grimsby, Ontario*

2561P	305 Loader <i>For 3032E and 3038E Tractors.</i>	4,122.00
-------	--	----------

TRACTOR MOUNTING FRAME

1000	Mounting Frame	In Base Price
------	----------------	---------------

HYDRAULIC CONTROLS

2000	Single Lever Control Valve (2 Function) and Tractor to Valve Oil Line Kit	In Base Price
------	---	---------------

BALLAST

*Three Point Hitch Ballast is Required For Loader Stability. See Operator's Manual For
Ballast Recommendations. For Ballast Box Use with iMatch Quik Hitch, Code 9090 or
BW15056 is Required.*

4095	Less Ballast Box <i>Three Point Hitch Ballast Is Required For Loader Stability. Please Review the Tractor Ballast Requirements in the Sales Manual for Proper Ballasting. BW15073 Ballast Box and BW15074 Ballast Box Extension Available for Order Under Attachments for Field Conversion.</i>	In Base Price
------	--	---------------

HOOD GUARD

5000	Hood Guard	In Base Price
------	------------	---------------

BUCKET

8122	61 In. (1550 mm) Materials Bucket	In Base Price
------	-----------------------------------	---------------

ATTACHMENTS - ORDER AS DESIRED

JOHN DEERE COMMERCIAL PRODUCTS
EQUIPMENT FOR COMPACT UTILITY TRACTORS

305 Loader
Continued

CODE	ATTACHMENT IDENTIFIER	DESCRIPTION	SUGGESTED LIST PRICE USD (\$)
		ATTACHMENTS - ORDER AS DESIRED Continued...	
9608		Miscellaneous: Australian Compliance Kit <i>Kit consists of:</i> BW16288 - 305 Anti Spill Kit BW16289 - 305 Service Lock BW16244 - Australian Code of Practice.	608.00
9100		Spanish North American Kit: Spanish North American Operator's Manual and Decal Kit	No Charge
		ATTACHMENTS FOR FIELD CONVERSION	
		Ballast Box:	
	BW15073	Ballast Box	269.50
	BW15074	Ballast Box Extension	128.70
		Buckets:	
	BW15863	61 In. (1550mm) Loader Materials Bucket	830.50
		European CE Kit:	
	BW15834	European CE Conversion Kit, 305 Loader	See Parts
		Hood Guards:	
	LVB25998	Hood Guard <i>Hood Guard is Standard with Loader.</i>	246.40
		Miscellaneous:	
	BW16288	Anti Spill Kit <i>For 305 Loader - Australia Only</i>	451.00
	BW15872	Parking Stand Kit	393.80
	BW16289	Service Lock <i>For 305 Loader - Australia Only</i>	150.70
	BW15056	iMatch / Quik-Coupler Bushing Kit	90.20
		Spanish North American Kit:	
	BW15835	Spanish North American Operator's Manual and Decal Kit	0.00

JOHN DEERE COMMERCIAL PRODUCTS EQUIPMENT FOR COMPACT UTILITY TRACTORS

300X Loader Equipment for Base Machine

Quik-Park Loader Mounting System Less Ballast Box
Quik Change Attachment Carrier
Mounting Frame
Hood Guard
Bucket Level Indicator
61 In.(1550 mm) Materials Bucket

CODE	ATTACHMENT IDENTIFIER	DESCRIPTION	SUGGESTED LIST PRICE USD (\$)
------	--------------------------	-------------	-------------------------------------

Select One Code From Each Required Category

BASE MACHINE

*EX-WORKS Laredo, Texas; Martinez, Georgia; Waterloo, Iowa; Frisco, Texas;
Grimsby, Ontario*

2521P	300X Loader	For 3120-3720, 3203, 4200-4400, 4210-4410 Tractors.	4,369.00
-------	-------------	---	----------

TRACTOR MOUNTING FRAME

2000	Mounting Frame and Hoses (3120-3720, 3203 Open Station Tractors, 4200-4400, 4210-4410)		In Base Price
2005	Mounting Frame and Hoses (3320-3720 Cab Tractors)		Same Price
2095	Less Mounting Frame and Hoses		-469.00

HOOD GUARD

5000	Hood Guard (4200-4400, 4210-4410)		Same Price
5005	Hood Guard (3120-3720)		In Base Price
5010	Deluxe Hood Guard (3120-3720)		268.00
5030	Hood Guard (3203)		Same Price
5095	Less Hood Guard		-214.00

BALLAST

Three Point Hitch Ballast is Required For Loader Stability. See Operator's Manual For Ballast Recommendations. For Ballast Box Use with iMatch Quik Hitch, Code 9090 or BW15056 is Required.

4000	Ballast Box		223.00
4010	Ballast Box with Extension		329.00
4095	Less Ballast Box		In Base Price

BUCKET

Additional Bucket Options are Available as "9000" Codes.

JOHN DEERE COMMERCIAL PRODUCTS
EQUIPMENT FOR COMPACT UTILITY TRACTORS

300X Loader
Continued

CODE	ATTACHMENT IDENTIFIER	DESCRIPTION	SUGGESTED LIST PRICE USD (\$)
8000		BUCKET Continued... 61 In. (1550 mm) Materials Bucket	In Base Price
8095		Less Bucket	-699.00
ATTACHMENTS - ORDER AS DESIRED			
		Buckets:	
9015		53 In. (1350mm) Loader Materials Bucket - Quik Change	714.00
9020		61 In. (1550mm) Loader Materials Bucket - Quik Change	749.00
9025		73 In. (1850mm) Loader Materials Bucket	859.00
9030		61 In. (1550 mm) Loader Heavy Duty Bucket with Holes for Cutting Edge	916.00
		Cutting Edges:	
9080		61 In. (1550 mm) Replaceable Bucket Cutting Edge with Hardware	141.00
9082		73 In. (1850 mm) Replaceable Bucket Cutting Edge with Hardware	171.00
		Miscellaneous:	
9090		iMatch / Quik-Coupler Bushing Kit	82.00
9095		Australian Code of Practice Kit <i>Kit Includes Australian Warning Labels.</i>	No Charge
		Spanish North American Kit:	
9100		Spanish North American Operator's Manual and Decal Kit	No Charge
		Tooth Bars:	
9070		61 In. (1550 mm) Tooth Bar for Bucket	422.00
9072		73 In. (1850 mm) Tooth Bar for Bucket	490.00
ATTACHMENTS FOR FIELD CONVERSION			
		Ballast Box:	
	BW15073	Ballast Box	269.50
	BW15074	Ballast Box Extension	128.70
		Buckets:	
	BW14145	53 In. (1350mm) Loader Materials Bucket - Quik Change	785.40
	BW14764	61 In. (1550 mm) Loader Heavy Duty Bucket with Holes for Cutting Edge	1,007.60
	BW14146	61 In. (1550mm) Loader Materials Bucket - Quik Change	823.90
	BW14147	73 In. (1850mm) Loader Materials Bucket	944.90
		Cutting Edges:	
	BW14762	61 In. (1550 mm) Replaceable Bucket Cutting Edge with Hardware	155.10
	BW14763	73 In. (1850 mm) Replaceable Bucket Cutting Edge with Hardware	188.10

JOHN DEERE COMMERCIAL PRODUCTS
EQUIPMENT FOR COMPACT UTILITY TRACTORS

300X Loader
Continued

CODE	ATTACHMENT IDENTIFIER	DESCRIPTION	SUGGESTED LIST PRICE USD (\$)
ATTACHMENTS FOR FIELD CONVERSION Continued...			
		Hood Guards:	
	BWA1190	Deluxe Hood Guard (3120-3720)	568.70
	BW15222	Deluxe Hood Guard Attachment	316.80
	BW14378	Hood Guard <i>For 4200-4400, 4210-4400 Tractors.</i>	259.60
	BW15219	Hood Guard (3120-3720)	251.90
	BW15534	Hood Guard (3203)	251.90
		Miscellaneous:	
	BW15389	Australian Code of Practice Kit <i>Kit Includes Australian Warning Labels.</i>	See Parts
	BW15223	Bucket Level Indicator	62.70
	BW15056	iMatch / Quik-Coupler Bushing Kit	90.20
		Mounting Frames:	
	BW15456	Mounting Frame (3320-3720, 4320-4720 Cab Tractors)	215.60
	BW15204	Mounting Frame (4200-4400, 4210-4400, 3120-3720, 3203 Open Station Tractors)	215.60
	BWA1191	Mounting Frame with Hoses (3203)	552.20
	BWA1248	Mounting Frame with Hoses and Parts (3320-3720 Cab Tractors)	552.20
		Tooth Bars:	
	BW15227	61 In. (1550 mm) Tooth Bar for Bucket	464.20
	BW15228	73 In. (1850 mm) Tooth Bar for Bucket	539.00

JOHN DEERE COMMERCIAL PRODUCTS EQUIPMENT FOR COMPACT UTILITY TRACTORS

300CX Loader Equipment for Base Machine

Quik-Park Loader Mounting System Less Ballast Box
Quik Change Attachment Carrier
Mounting Frame
Hood Guard
Bucket Level Indicator
61 In.(1550 mm) Materials Bucket

CODE	ATTACHMENT IDENTIFIER	DESCRIPTION	SUGGESTED LIST PRICE USD (\$)
------	--------------------------	-------------	-------------------------------------

Select One Code From Each Required Category

BASE MACHINE

<i>EX-WORKS Laredo, Texas; Martinez, Georgia; Waterloo, Iowa; Frisco, Texas; Grimsby, Ontario</i>			
2532P		300CX Loader <i>For 3120-3720, 3203, 4005, 4105, 990, 970, 1070, 4300-4400, 4310-4410 Tractors.</i>	4,988.00

DESTINATION

<i>Operator's Manual</i>			
0202		United States <i>Operator's Manual.</i>	In Base Price
0184		Canada <i>English Operator's Manual and French Operator's Manual, Decal Kit.</i>	Same Price
0230		Australia <i>Operator's Manual.</i>	Same Price
0237		New Zealand <i>Operator's Manual.</i>	Same Price

TRACTOR MOUNTING FRAME

2005		Mounting Frame and Hoses (3320-3720 Cab Tractors)	Same Price
2000		Mounting Frame and Hoses (3120-3720 Open Station Tractors, 4300-4400, 4310-4410)	In Base Price
2010		Mounting Frame and Hoses (4005, 990, 970, 1070 Tractors) <i>For 970, 990 (Serial No. - LV0990G590000) and 1070 Tractors, Refer to Parts Catalog for Additional Oil Lines Required.</i>	22.00
2020		Mounting Frame and Hoses (3203)	35.00
2030		Mounting Frame and Hoses (4105)	101.00
2095		Less Mounting Frame and Hoses	-433.00

HOOD GUARD

5000		Hood Guard (4300-4400, 4310-4410)	Same Price
------	--	-----------------------------------	------------

JOHN DEERE COMMERCIAL PRODUCTS
EQUIPMENT FOR COMPACT UTILITY TRACTORS

300CX Loader

Continued

CODE	ATTACHMENT IDENTIFIER	DESCRIPTION	SUGGESTED LIST PRICE USD (\$)
HOOD GUARD Continued...			
5005		Hood Guard (3120-3720)	In Base Price
5010		Deluxe Hood Guard (3120-3720)	268.00
5030		Hood Guard (3203)	Same Price
5095		Less Hood Guard	-214.00
5015		Hood Guard (990, 970, 1070) <i>Required For Loader Installation on 970, 990, 1070 Tractors, Includes Front Weight Bracket.</i>	-65.00
5020		Hood Guard (4105) <i>Required for Loader Installation.</i>	Same Price
5025		Hood Guard (4005)	Same Price
BALLAST			
<i>Three Point Hitch Ballast is Required For Loader Stability. See Operator's Manual For Ballast Recommendations. For Ballast Box Use with iMatch Quik Hitch, Code 9090 or BW15056 is Required.</i>			
4000		Ballast Box	223.00
4010		Ballast Box with Extension	329.00
4095		Less Ballast Box	In Base Price
BUCKET			
<i>Additional Bucket Options are Available as "9000" Codes.</i>			
8000		61 In. (1550 mm) Materials Bucket	In Base Price
8095		Less Bucket	-699.00
ATTACHMENTS - ORDER AS DESIRED			
Miscellaneous:			
9200		Skid Steer Attachment Carrier <i>See Sales Manual for Compatible Attachments.</i>	552.00
9090		iMatch / Quik-Coupler Bushing Kit	82.00
9608		Australian Compliance Kit <i>Kit consists of:</i> <i>BW16253 - 300X Anti Spill Kit</i> <i>BW16260 - 300X Service Lock</i> <i>BW16244 - Australian Code of Practice</i>	715.00
9049		Third Function Hydraulic Lines and Hoses <i>If Used with Skid Steer Attachments, Couplers will not Match.</i> <i>The Following Parts are Required to Convert for this Application:</i> <i>(1) KV14216, (1) KV15976 and (2) AT191333.</i>	372.00

Buckets:

JOHN DEERE COMMERCIAL PRODUCTS
EQUIPMENT FOR COMPACT UTILITY TRACTORS

300CX Loader
Continued

CODE	ATTACHMENT IDENTIFIER	DESCRIPTION	SUGGESTED LIST PRICE USD (\$)
		ATTACHMENTS - ORDER AS DESIRED Continued...	
9020		61 In. (1550mm) Loader Materials Bucket - Quik Change	749.00
9025		73 In. (1850mm) Loader Materials Bucket	859.00
9030		61 In. (1550 mm) Loader Heavy Duty Bucket with Holes for Cutting Edge	916.00
9035		73 In. (1850 mm) Loader Heavy Duty Bucket with Holes for Cutting Edge	1,026.00
9040		73 In. (1850 mm) Loader High Volume Bucket	1,231.00
9041		85 In. (2150 mm) Loader High Volume Bucket	1,517.00
		Cutting Edges:	
9080		61 In. (1550 mm) Replaceable Bucket Cutting Edge with Hardware	141.00
9082		73 In. (1850 mm) Replaceable Bucket Cutting Edge with Hardware	171.00
		Spanish North American Kit:	
9100		Spanish North American Operator's Manual and Decal Kit	No Charge
		Tooth Bars:	
9070		61 In. (1550 mm) Tooth Bar for Bucket	422.00
9072		73 In. (1850 mm) Tooth Bar for Bucket	490.00
		ATTACHMENTS FOR FIELD CONVERSION	
		BUCKETS:	
	AT332288	56 in. Dirt Bucket (12.3 cu. ft.) with Edge	888.00
	AT333697	60 in. Dirt Bucket (14.3 cu. ft.) with Edge	928.00
	KV24751	66 in. Construction Bucket (16.2 cu. ft.) with Edge	1,128.00
	KV22801	66 in. Utility Bucket (20.6 cu. ft.)	953.00
		Ballast Box:	
	BW15073	Ballast Box	269.50
	BW15074	Ballast Box Extension	128.70
		Buckets, Attachments & Accessories (Loaders):	
	LVB25341	72 In. Quik-Tatch Standard Front Loader Bucket <i>Requires Skid Steer Attachment Carrier.</i>	1,129.70
		Buckets:	
	BW14764	61 In. (1550 mm) Loader Heavy Duty Bucket with Holes for Cutting Edge	1,007.60
	BW14146	61 In. (1550mm) Loader Materials Bucket - Quik Change	823.90
	KV11636	66 in. Foundry Bucket (14.6 cu. ft.)	853.00
	BW14765	73 In. (1850 mm) Loader Heavy Duty Bucket with Holes for Cutting Edge	1,128.60
	BW14658	73 In. (1850 mm) Loader High Volume Bucket	1,354.10

JOHN DEERE COMMERCIAL PRODUCTS
EQUIPMENT FOR COMPACT UTILITY TRACTORS

300CX Loader
Continued

CODE	ATTACHMENT IDENTIFIER	DESCRIPTION	SUGGESTED LIST PRICE USD (\$)
		ATTACHMENTS FOR FIELD CONVERSION Continued...	
	BW14147	73 In. (1850mm) Loader Materials Bucket	944.90
	BW15273	85 In. (2150 mm) Loader High Volume Bucket	1,668.70
	T225190	Cutting Edges: 56 in. Bolt-On Cutting Edge <i>NOTE: Requires additional hardware; see Parts.</i>	See Parts
	KV17819	60 in. Bolt-On Cutting Edge <i>NOTE: Requires additional hardware; see Parts.</i>	See Parts
	BW14762	61 In. (1550 mm) Replaceable Bucket Cutting Edge with Hardware	155.10
	U16748	66 in. Bolt-On Cutting Edge <i>NOTE: Requires additional hardware; see Parts.</i>	See Parts
	T32742	72 in. Bolt-On Cutting Edge <i>NOTE: Requires additional hardware; see Parts.</i>	See Parts
	BW14763	73 In. (1850 mm) Replaceable Bucket Cutting Edge with Hardware	188.10
	BWA1190	Hood Guards: Deluxe Hood Guard (3120-3720)	568.70
	BW15222	Deluxe Hood Guard Attachment	316.80
	BW14378	Hood Guard <i>For 4300-4400, 4310-4410 Tractors.</i>	259.60
	BW15416	Hood Guard <i>For 970, 990 and 1070 Tractors. Required For Loader Installation on 970, 990, 1070 Tractors, Includes Front Weight Bracket.</i>	176.00
	BW15848	Hood Guard (3005, 4005)	246.40
	BW15219	Hood Guard (3120-3720)	251.90
	BW15534	Hood Guard (3203)	251.90
	BW16040	Hood Guard (4105)	251.90
	BW16050	Miscellaneous: Anti -Drop Valve Kit - Bucket Circuit <i>For 300CX Loader</i>	352.00
	BW16049	Anti -Drop Valve Kit - Lift Circuit <i>For 300CX Loader</i>	352.00
	BW16253	Anti Spill Kit <i>For 300CX - Australia Only.</i>	589.60
	BW16244	Australian Code of Practice <i>For 300CS and 400CX - Australia Only.</i>	See Parts
	BW15389	Australian Code of Practice Kit <i>Kit Includes Australian Warning Labels.</i>	See Parts

JOHN DEERE COMMERCIAL PRODUCTS
EQUIPMENT FOR COMPACT UTILITY TRACTORS

300CX Loader
Continued

CODE	ATTACHMENT IDENTIFIER	DESCRIPTION	SUGGESTED LIST PRICE USD (\$)
		ATTACHMENTS FOR FIELD CONVERSION Continued...	
	BW15223	Bucket Level Indicator	62.70
	BW15352	Hoses and Parts <i>For 4005, 990, 970, 1070 Tractors.</i>	265.10
	BW15599	Hoses and Parts <i>For 4105.</i>	336.60
	BW15762	Hoses and Parts <i>For 3120, 3320, 3520, 3720, 4300, 4400, 4310 and 4410 Open Station Tractors. For 3320, 3520 and 3720 Cab Tractors.</i>	294.80
	BW16260	Service Lock <i>For 300CX - Australia Only.</i>	196.90
	BW15244	Skid Steer Attachment Carrier <i>See Sales Manual for Compatible Attachments.</i>	607.20
	BW16138	Third Function Hydraulic Lines and Hoses <i>If Used with Skid Steer Attachments, Couplers will not Match. The Following Parts are Required to Convert for this Application: (1) KV14216, (1) KV15976 and (2) AT191333.</i>	409.20
	BW15056	iMatch / Quik-Coupler Bushing Kit	90.20
	BW15347	Mounting Frames: Mounting Frame <i>For 4005, 970, 990, and 1070 Tractors.</i>	271.70
	BW15456	Mounting Frame (3320-3720, 4320-4720 Cab Tractors)	215.60
	BW15682	Mounting Frame (4105)	292.60
	BW15204	Mounting Frame (4200-4400, 4210-4400, 3120-3720, 3203 Open Station Tractors)	215.60
	BWA1191	Mounting Frame with Hoses (3203)	552.20
	BWA1201	Mounting Frame with Hoses (4005, 990, 970, 1070 Tractors) <i>Must Order Appropriate Hood Guard. For 970, 990 (Serial No. - LV0990G590000) and 1070 Tractors, Refer to Parts Catalog for Additional Oil Lines Required.</i>	536.80
	BWA1276	Mounting Frame with Hoses and Parts (3320-3720 Cab Tractors)	510.40
	BWA1452	Mounting Frame with Hoses and Parts (4105)	629.20
	BWA1200	Mounting Frame with Hoses and Parts (4300-4400, 4310-4410, 3120-3720 Open Station Tractors)	510.40
	AT337951	Tooth Bars: 56 in. Tooth Bar - 6 Teeth	426.00
	KV12292	60 in. Tooth Bar - 7 Teeth	433.00
	BW15227	61 In. (1550 mm) Tooth Bar for Bucket	464.20

JOHN DEERE COMMERCIAL PRODUCTS
EQUIPMENT FOR COMPACT UTILITY TRACTORS

300CX Loader
Continued

CODE	ATTACHMENT IDENTIFIER	DESCRIPTION	SUGGESTED LIST PRICE USD (\$)
		ATTACHMENTS FOR FIELD CONVERSION Continued...	
	KV12294	66 in. Tooth Bar - 7 Teeth <i>Toothbars cannot be on a Bucket along with a HD Cutting Edge. Requires Installation Instruction KV15661. Compatible with Appropriate CWP Attachments Only.</i>	451.00
	KV11598	72 in. Tooth Bar - 7 Teeth <i>Toothbars cannot be on a Bucket along with a HD Cutting Edge. Requires Installation Instruction KV15661. Compatible with Appropriate CWP Attachments Only.</i>	489.00
	BW15228	73 In. (1850 mm) Tooth Bar for Bucket	539.00

JOHN DEERE COMMERCIAL PRODUCTS EQUIPMENT FOR COMPACT UTILITY TRACTORS

400X Loader Equipment for Base Machine

Quik-Park Loader Mounting System Less Ballast Box
Quik Change Attachment Carrier
Mounting Frame
Hood Guard
Bucket Level Indicator
73 In.(1850 mm) Materials Bucket

CODE	ATTACHMENT IDENTIFIER	DESCRIPTION	SUGGESTED LIST PRICE USD (\$)
------	--------------------------	-------------	-------------------------------------

Select One Code From Each Required Category

BASE MACHINE

*EX-WORKS Laredo, Texas; Martinez, Georgia; Waterloo, Iowa; Frisco, Texas;
Grimsby, Ontario*

2541P	400X Loader <i>For 4120-4720, 4500-4700, 4510-4710 Tractors.</i>	5,345.00
-------	---	----------

TRACTOR MOUNTING FRAME

2000	Mounting Frame (4120-4720 Open Station Tractors, 4500-4700, 4510-4710, 4120-4720) Tractors.	In Base Price
2005	Mounting Frame (4320-4720 Cab Tractors)	Same Price
2095	Less Mounting Frame	-183.00

HOOD GUARD

5000	Hood Guard (4500-4700, 4510-4710)	Same Price
5005	Hood Guard (4120-4720)	In Base Price
5010	Deluxe Hood Guard (4120-4720)	269.00
5095	Less Hood Guard	-214.00

BALLAST

Three Point Hitch Ballast is Required For Loader Stability. See Operator's Manual For Ballast Recommendations. For Ballast Box Use with iMatch Quik Hitch, Code 9090 or BW15056 is Required.

4000	Ballast Box	223.00
4010	Ballast Box with Extension	329.00
4095	Less Ballast Box	In Base Price

BUCKET

Additional Bucket Options are Available as "9000" Codes.

8000	73 In. (1850 mm) Materials Bucket	In Base Price
------	------------------------------------	---------------

JOHN DEERE COMMERCIAL PRODUCTS
EQUIPMENT FOR COMPACT UTILITY TRACTORS

400X Loader

Continued

CODE	ATTACHMENT IDENTIFIER	DESCRIPTION	SUGGESTED LIST PRICE USD (\$)
8095		BUCKET Continued... Less Bucket	-802.00

ATTACHMENTS - ORDER AS DESIRED

9049		Miscellaneous: Third Function Hydraulic Lines and Hoses <i>If Used with Skid Steer Attachments, Couplers will not Match. The Following Parts are Required to Convert for this Application: (1) KV14216, (1) KV15976 and (2) AT191333.</i>	372.00
9090		iMatch / Quik-Coupler Bushing Kit	82.00
9095		Australian Code of Practice Kit <i>Kit Includes Australian Warning Labels.</i>	No Charge
9200		Skid Steer Attachment Carrier <i>See Sales Manual for Compatible Attachments.</i>	552.00
9020		Buckets: 61 In. (1550mm) Loader Materials Bucket - Quik Change	749.00
9025		73 In. (1850mm) Loader Materials Bucket	859.00
9030		61 In. (1550 mm) Loader Heavy Duty Bucket with Holes for Cutting Edge	916.00
9035		73 In. (1850 mm) Loader Heavy Duty Bucket with Holes for Cutting Edge	1,026.00
9040		73 In. (1850 mm) Loader High Volume Bucket	1,231.00
9041		85 In. (2150 mm) Loader High Volume Bucket	1,517.00
9080		Cutting Edges: 61 In. (1550 mm) Replaceable Bucket Cutting Edge with Hardware	141.00
9082		73 In. (1850 mm) Replaceable Bucket Cutting Edge with Hardware	171.00
9100		Spanish North American Kit: Spanish North American Operator's Manual and Decal Kit	No Charge
9070		Tooth Bars: 61 In. (1550 mm) Tooth Bar for Bucket	422.00
9072		73 In. (1850 mm) Tooth Bar for Bucket	490.00

ATTACHMENTS FOR FIELD CONVERSION

KV24751	BUCKETS: 66 in. Construction Bucket (16.2 cu. ft.) with Edge	1,128.00
KV22801	66 in. Utility Bucket (20.6 cu. ft.)	953.00
BW15073	Ballast Box: Ballast Box	269.50
BW15074	Ballast Box Extension	128.70

Buckets, Attachments & Accessories (Loaders):

JOHN DEERE COMMERCIAL PRODUCTS
EQUIPMENT FOR COMPACT UTILITY TRACTORS

400X Loader
Continued

CODE	ATTACHMENT IDENTIFIER	DESCRIPTION	SUGGESTED LIST PRICE USD (\$)
		ATTACHMENTS FOR FIELD CONVERSION Continued...	
	LVB25343	72 In. Quik-Tatch Heavy Duty 4-in-1 Front Loader Bucket	3,549.70
	LVB25342	72 In. Quik-Tatch Heavy Duty Front Loader Bucket w/Replaceable Cutting Edge	1,359.60
	LVB25341	72 In. Quik-Tatch Standard Front Loader Bucket	1,129.70
	LVB25345	84 In. Light Material Bucket	1,392.60
		Buckets:	
	BW14764	61 In. (1550 mm) Loader Heavy Duty Bucket with Holes for Cutting Edge	1,007.60
	BW14146	61 In. (1550mm) Loader Materials Bucket - Quik Change	823.90
	KV11636	66 in. Foundry Bucket (14.6 cu. ft.)	853.00
	BW14765	73 In. (1850 mm) Loader Heavy Duty Bucket with Holes for Cutting Edge	1,128.60
	BW14658	73 In. (1850 mm) Loader High Volume Bucket	1,354.10
	BW14147	73 In. (1850mm) Loader Materials Bucket	944.90
	BW15273	85 In. (2150 mm) Loader High Volume Bucket	1,668.70
		Cutting Edges:	
	BW14762	61 In. (1550 mm) Replaceable Bucket Cutting Edge with Hardware	155.10
	U16748	66 in. Bolt-On Cutting Edge <i>NOTE: Requires additional hardware; see Parts.</i>	See Parts
	T32742	72 in. Bolt-On Cutting Edge <i>NOTE: Requires additional hardware; see Parts.</i>	See Parts
	BW14763	73 In. (1850 mm) Replaceable Bucket Cutting Edge with Hardware	188.10
		European CE Kit:	
	AW34781	European CE (France) Anti-Drop Valve Kit	See Parts
		Hood Guards:	
	BWA1184	Deluxe Hood Guard (4120-4720 Tractors)	568.70
	BW15222	Deluxe Hood Guard Attachment	316.80
	BW14378	Hood Guard	259.60
	BW15221	Hood Guard (4120-4720)	251.90
		Miscellaneous:	
	BW15389	Australian Code of Practice Kit <i>Kit Includes Australian Warning Labels.</i>	See Parts
	BW15223	Bucket Level Indicator	62.70
	BW15760	Hoses and Parts	234.30

JOHN DEERE COMMERCIAL PRODUCTS
EQUIPMENT FOR COMPACT UTILITY TRACTORS

400X Loader
Continued

CODE	ATTACHMENT IDENTIFIER	DESCRIPTION	SUGGESTED LIST PRICE USD (\$)
		ATTACHMENTS FOR FIELD CONVERSION Continued...	
	BW15244	Skid Steer Attachment Carrier <i>See Sales Manual for Compatible Attachments.</i>	607.20
	BW16139	Third Function Hydraulic Lines and Hoses <i>If Used with Skid Steer Attachments, Couplers will not Match. The Following Parts are Required to Convert for this Application: (1) KV14216, (1) KV15976 and (2) AT191333.</i>	409.20
	BW15056	iMatch / Quik-Coupler Bushing Kit	90.20
		Mounting Frames:	
	BW15456	Mounting Frame (3320-3720, 4320-4720 Cab Tractors)	215.60
	BW15205	Mounting Frame (4500-4700, 4510-4710, 4120-4720 Open Station Tractors)	215.60
		Tooth Bars:	
	BW15227	61 In. (1550 mm) Tooth Bar for Bucket	464.20
	KV12294	66 in. Tooth Bar - 7 Teeth	451.00
	KV11598	72 in. Tooth Bar - 7 Teeth	489.00
	BW15228	73 In. (1850 mm) Tooth Bar for Bucket	539.00

JOHN DEERE COMMERCIAL PRODUCTS
EQUIPMENT FOR COMPACT UTILITY TRACTORS

400CX Loader
Equipment for Base Machine

Quik-Park Loader Mounting System 73 In. (1850 mm) Materials Bucket
Quik Change Attachment Carrier Less Ballast Box
Mechanical Self-Leveling
Mounting Frame
Hood Guard
Bucket Level Indicator

CODE	ATTACHMENT IDENTIFIER	DESCRIPTION	SUGGESTED LIST PRICE USD (\$)
------	-----------------------	-------------	-------------------------------

Select One Code From Each Required Category

BASE MACHINE

EX-WORKS Laredo, Texas; Martinez, Georgia; Waterloo, Iowa; Frisco, Texas; Grimsby, Ontario

2552P	400CX Loader <i>For 4120-4720, 4500-4700, 4510-4710 Tractors.</i>	5,948.00
-------	--	----------

DESTINATION

Operator's Manual

0202	United States <i>Operator's Manual.</i>	In Base Price
0184	Canada <i>English Operator's Manual and French Operator's Manual, Decal Kit.</i>	Same Price
0230	Australia <i>Operator's Manual.</i>	Same Price
0237	New Zealand <i>Operator's Manual.</i>	Same Price

TRACTOR MOUNTING FRAME

2000	Mounting Frame (4500-4700, 4510-4710, 4120-4720)	In Base Price
2095	Less Mounting Frame	-183.00
2005	Mounting Frame (4320-4720 Cab Tractors)	Same Price

HOOD GUARD

5000	Hood Guard (4500-4700, 4510-4710)	Same Price
5005	Hood Guard (4120-4720)	In Base Price
5010	Deluxe Hood Guard (4120-4720)	269.00
5095	Less Hood Guard	-214.00

BALLAST

JOHN DEERE COMMERCIAL PRODUCTS
EQUIPMENT FOR COMPACT UTILITY TRACTORS

400CX Loader

Continued

CODE	ATTACHMENT IDENTIFIER	DESCRIPTION	SUGGESTED LIST PRICE USD (\$)
BALLAST Continued...			
<i>Three Point Hitch Ballast is Required For Loader Stability. See Operator's Manual For Ballast Recommendations. For Ballast Box Use with iMatch Quik Hitch, Code 9090 or BW15056 is Required.</i>			
4000		Ballast Box	223.00
4010		Ballast Box with Extension	329.00
4095		Less Ballast Box	In Base Price
BUCKET			
<i>Additional Bucket Options are Available as "9000" Codes.</i>			
8000		73 In. (1850 mm) Materials Bucket	In Base Price
8095		Less Bucket	-802.00
ATTACHMENTS - ORDER AS DESIRED			
Miscellaneous:			
9200		Skid Steer Attachment Carrier <i>See Sales Manual for Compatible Attachments.</i>	552.00
9090		iMatch / Quik-Coupler Bushing Kit	82.00
9608		Australian Compliance Kit <i>Kit consists of:</i> <i>BW16210 - 400CX Service Lock</i> <i>BW16244 - Australia Code of Practice</i>	195.00
9049		Third Function Hydraulic Lines and Hoses <i>If Used with Skid Steer Attachments, Couplers will not Match.</i> <i>The Following Parts are Required to Convert for this Application:</i> <i>(1) KV14216, (1) KV15976 and (2) AT191333.</i>	372.00
Buckets:			
9020		61 In. (1550mm) Loader Materials Bucket - Quik Change	749.00
9025		73 In. (1850mm) Loader Materials Bucket	859.00
9030		61 In. (1550 mm) Loader Heavy Duty Bucket with Holes for Cutting Edge	916.00
9035		73 In. (1850 mm) Loader Heavy Duty Bucket with Holes for Cutting Edge	1,026.00
9040		73 In. (1850 mm) Loader High Volume Bucket	1,231.00
9041		85 In. (2150 mm) Loader High Volume Bucket	1,517.00
Cutting Edges:			
9080		61 In. (1550 mm) Replaceable Bucket Cutting Edge with Hardware	141.00
9082		73 In. (1850 mm) Replaceable Bucket Cutting Edge with Hardware	171.00
Spanish North American Kit:			
9100		Spanish North American Operator's Manual and Decal Kit	No Charge

JOHN DEERE COMMERCIAL PRODUCTS
EQUIPMENT FOR COMPACT UTILITY TRACTORS

400CX Loader

Continued

CODE	ATTACHMENT IDENTIFIER	DESCRIPTION	SUGGESTED LIST PRICE USD (\$)
		ATTACHMENTS - ORDER AS DESIRED Continued...	
		Tooth Bars:	
9070		61 In. (1550 mm) Tooth Bar for Bucket	422.00
9072		73 In. (1850 mm) Tooth Bar for Bucket	490.00
		ATTACHMENTS FOR FIELD CONVERSION	
		BUCKETS:	
	KV24751	66 in. Construction Bucket (16.2 cu. ft.) with Edge	1,128.00
	KV22801	66 in. Utility Bucket (20.6 cu. ft.)	953.00
		Ballast Box:	
	BW15073	Ballast Box	269.50
	BW15074	Ballast Box Extension	128.70
		Buckets, Attachments & Accessories (Loaders):	
	LVB25343	72 In. Quik-Tatch Heavy Duty 4-in-1 Front Loader Bucket <i>Requires Skid Steer Attachment Carrier and Third Function Hydraulic Line and Hose Kit. CWP Powered Buckets come with Flat Face Couplers and Turf Loaders do not. A Coupler Change out on the 3rd SCV Line Kit will be Required to Properly Interface with the CWP Hydraulic Attachments. See Sales Manual.</i>	3,549.70
	LVB25342	72 In. Quik-Tatch Heavy Duty Front Loader Bucket w/Replaceable Cutting Edge <i>Requires Skid Steer Attachment Carrier.</i>	1,359.60
	LVB25341	72 In. Quik-Tatch Standard Front Loader Bucket <i>Requires Skid Steer Attachment Carrier.</i>	1,129.70
	LVB25345	84 In. Light Material Bucket <i>Requires Skid Steer Attachment Carrier.</i>	1,392.60
		Buckets:	
	BW14764	61 In. (1550 mm) Loader Heavy Duty Bucket with Holes for Cutting Edge	1,007.60
	BW14146	61 In. (1550mm) Loader Materials Bucket - Quik Change	823.90
	KV11636	66 in. Foundry Bucket (14.6 cu. ft.)	853.00
	BW14765	73 In. (1850 mm) Loader Heavy Duty Bucket with Holes for Cutting Edge	1,128.60
	BW14658	73 In. (1850 mm) Loader High Volume Bucket	1,354.10
	BW14147	73 In. (1850mm) Loader Materials Bucket	944.90
	BW15273	85 In. (2150 mm) Loader High Volume Bucket	1,668.70
		Cutting Edges:	
	BW14762	61 In. (1550 mm) Replaceable Bucket Cutting Edge with Hardware	155.10
	U16748	66 in. Bolt-On Cutting Edge <i>NOTE: Requires additional hardware; see Parts.</i>	See Parts

JOHN DEERE COMMERCIAL PRODUCTS
EQUIPMENT FOR COMPACT UTILITY TRACTORS

400CX Loader

Continued

CODE	ATTACHMENT IDENTIFIER	DESCRIPTION	SUGGESTED LIST PRICE USD (\$)
		ATTACHMENTS FOR FIELD CONVERSION Continued...	
	T32742	72 in. Bolt-On Cutting Edge <i>NOTE: Requires additional hardware; see Parts.</i>	See Parts
	BW14763	73 In. (1850 mm) Replaceable Bucket Cutting Edge with Hardware	188.10
	AW34781	European CE Kit: European CE (France) Anti-Drop Valve Kit	See Parts
	BWA1184	Hood Guards: Deluxe Hood Guard (4120-4720 Tractors)	568.70
	BW15222	Deluxe Hood Guard Attachment	316.80
	BW14378	Hood Guard <i>For 4500-4700, 4510-4710 Tractors.</i>	259.60
	BW15221	Hood Guard (4120-4720)	251.90
	BW16244	Miscellaneous: Australian Code of Practice <i>For 300CS and 400CX - Australia Only.</i>	See Parts
	BW15389	Australian Code of Practice Kit <i>Kit Includes Australian Warning Labels.</i>	See Parts
	BW15446	Bucket Level Indicator	62.70
	AW34729	Coupler Conversion Kit	See Parts
	BW15760	Hoses and Parts	234.30
	BW16210	Service Lock <i>For 400CX - Australia Only.</i>	214.50
	BW15244	Skid Steer Attachment Carrier <i>See Sales Manual for Compatible Attachments.</i>	607.20
	BW16139	Third Function Hydraulic Lines and Hoses <i>If Used with Skid Steer Attachments, Couplers will not Match. The Following Parts are Required to Convert for this Application: (1) KV14216, (1) KV15976 and (2) AT191333.</i>	409.20
	BW15056	iMatch / Quik-Coupler Bushing Kit	90.20
	BW15456	Mounting Frames: Mounting Frame (3320-3720, 4320-4720 Cab Tractors)	215.60
	BW15205	Mounting Frame (4500-4700, 4510-4710, 4120-4720 Open Station Tractors)	215.60
	BW15227	Tooth Bars: 61 In. (1550 mm) Tooth Bar for Bucket	464.20
	KV12294	66 in. Tooth Bar - 7 Teeth <i>Toothbars cannot be on a Bucket along with a HD Cutting Edge. Requires Installation Instruction KV15661. Compatible with Appropriate CWP Attachments Only.</i>	451.00

JOHN DEERE COMMERCIAL PRODUCTS
EQUIPMENT FOR COMPACT UTILITY TRACTORS

400CX Loader

Continued

CODE	ATTACHMENT IDENTIFIER	DESCRIPTION	SUGGESTED LIST PRICE USD (\$)
		ATTACHMENTS FOR FIELD CONVERSION Continued...	
	KV11598	72 in. Tooth Bar - 7 Teeth <i>Toothbars cannot be on a Bucket along with a HD Cutting Edge. Requires Installation Instruction KV15661. Compatible with Appropriate CWP Attachments Only.</i>	489.00
	BW15228	73 In. (1850 mm) Tooth Bar for Bucket	539.00

JOHN DEERE COMMERCIAL PRODUCTS EQUIPMENT FOR COMPACT UTILITY TRACTORS

D120 NSL Loader Equipment for Base Machine

49 In.(1250 mm) Pin-On Hood Guard
Materials Bucket
Basic Loader Mounting System
Mounting Frame for 1023E, 1025R
and non-current 1026R Series
Tractors

CODE	ATTACHMENT IDENTIFIER	DESCRIPTION	SUGGESTED LIST PRICE USD (\$)
------	--------------------------	-------------	-------------------------------------

Select One Code From Each Required Category

BASE MACHINE

<i>EX-WORKS Laredo, Texas; Marinez, Georgia; Waterloo, Iowa; Frisco, Texas; Grimsby, Ontario</i>			
1751P		D120 NSL Loader <i>For 1023E, 1025R and noncurrent 1026R Tractors.</i>	2,561.00

DESTINATION

0202		Operator's Manual - UNITED STATES OF AMERICA	In Base Price
0184		Operator's Manual - CANADA <i>French OM and Decal Kit BW15952 Print-On-Demand through JD Bookstore.</i>	Same Price

BALLAST

<i>Three Point Hitch Ballast is Required For Loader Stability. See Operator's Manual For Ballast Recommendations. For Ballast Box Use with iMatch Quik Hitch, Code 9600 or BW15056 is Required.</i>			
6000		Ballast Box	223.00
6010		Ballast Box with Extension	329.00
6995		Less Ballast Box	In Base Price

ATTACHMENTS - ORDER AS DESIRED

Miscellaneous:			
9600		iMatch Quik-Coupler Bushing Kit	82.00

ATTACHMENTS FOR FIELD CONVERSION

BW15939		Attachment Carrier: John Deere CUT Carrier <i>Compatible with Quick-Change Buckets</i>	289.30
BW15073		Ballast Box: Ballast Box	269.50
BW15074		Ballast Box Extension	128.70

JOHN DEERE COMMERCIAL PRODUCTS
EQUIPMENT FOR COMPACT UTILITY TRACTORS

D120 NSL Loader
Continued

CODE	ATTACHMENT IDENTIFIER	DESCRIPTION	SUGGESTED LIST PRICE USD (\$)
ATTACHMENTS FOR FIELD CONVERSION Continued...			
		Buckets:	
BW14144		49 In. (1250mm) Loader Materials Bucket - Quik Change	723.80
BW15896		49 in. (1250mm) Materials Bucket - Pin ON	671.00
BW14145		53 In. (1350mm) Loader Materials Bucket - Quik Change	785.40
BW14146		61 In. (1550mm) Loader Materials Bucket - Quik Change	823.90
		Hood Guards:	
BW15901		Deluxe Hood Guard (1023E, 1025R & 1026R Tractors)	226.60
BW15900		Hood Guard - (1023E, 1025R & 1026R Tractors)	203.57
		Miscellaneous:	
BW16242		Anti Spill Kit <i>Australia Only - for H120.</i>	283.80
BW16244		Australian Code of Practice <i>Australia Only.</i>	See Parts
BW15476		Bucket Level Indicator	60.50
BW16274		H120 Service Lock <i>Australia Only - for H120.</i>	187.00
		Mounting Frames:	
BW15898		Mounting Frame <i>For 1023E and 1026R Tractors.</i>	410.30

JOHN DEERE COMMERCIAL PRODUCTS EQUIPMENT FOR COMPACT UTILITY TRACTORS

H120 NSL Loader Equipment for Base Machine

49 In.(1250 mm) Quick Change
Materials Bucket
Quick Change Attachment Carrier
Quik-Park Loader Mounting System
Mounting Frame for 1023E, 1025R
and non-current 1026R Series
Tractors

Deluxe Hood Guard
Mechanical Bucket Level
Indicator
Oil Line Cover

CODE	ATTACHMENT IDENTIFIER	DESCRIPTION	SUGGESTED LIST PRICE USD (\$)
------	--------------------------	-------------	-------------------------------------

Select One Code From Each Required Category

BASE MACHINE

<i>EX-WORKS Laredo, Texas; Marinez, Georgia; Waterloo, Iowa; Frisco, Texas; Grimsby, Ontario</i>			
1761P		H120 NSL Loader <i>For 1023E, 1025R and noncurrent 1026R Tractors.</i>	3,269.00

DESTINATION

0202	Operator's Manual - UNITED STATES OF AMERICA	In Base Price
0184	Operator's Manual - CANADA <i>French OM and Decal Kit BW15952 Print-On-Demand through JD Bookstore.</i>	Same Price
0230	Operator's Manual & Decals - AUSTRALIA <i>Australian Code of Practice and Decals. Requires Code 9608 - Australian Compliance Kit.</i>	Same Price
0237	Operator's Manual & Decals - NEW ZEALAND	Same Price
0081	Operator's Manual & Decals - KAZAKHASTAN (KAZAKH, RUSSIAN)	Same Price
0123	Operator's Manual & Decals - AUSTRIA	Same Price
0126	Operator's Manual & Decals - BELIGUM (FRENCH EXPORT, GERMAN, DUTCH)	Same Price
0130	Operator's Manual & Decals - CROATIA	Same Price
0131	Operator's Manual & Decals - CYPRUS	Same Price
0132	Operator's Manual & Decals - CZECH REPUBLIC	Same Price
0133	Operator's Manual & Decals - DENMARK	Same Price
0134	Operator's Manual & Decals - ESTONIA	Same Price
0135	Operator's Manual & Decals - FINLAND	Same Price
0136	Operator's Manual & Decals - FRANCE <i>French (Region 2) Operator's Manual and Decals.</i>	Same Price
0138	Operator's Manual & Decals - GERMANY	Same Price

JOHN DEERE COMMERCIAL PRODUCTS
EQUIPMENT FOR COMPACT UTILITY TRACTORS

H120 NSL Loader
Continued

CODE	ATTACHMENT IDENTIFIER	DESCRIPTION	SUGGESTED LIST PRICE USD (\$)
DESTINATION Continued...			
0139		Operator's Manual & Decals - GREECE	Same Price
0140		Operator's Manual & Decals - HUNGARY	Same Price
0142		Operator's Manual & Decals - IRELAND	Same Price
0143		Operator's Manual & Decals - ITALY	Same Price
0147		Operator's Manual & Decals - LITHUANIA	Same Price
0148		Operator's Manual & Decals - LUXEMOURG (FRENCH EXPORT, GERMAN)	Same Price
0154		Operator's Manual & Decals - NETHERLANDS	Same Price
0155		Operator's Manual & Decals - NORWAY	Same Price
0156		Operator's Manual & Decals - POLAND	Same Price
0157		Operator's Manual & Decals - PORTUGAL	Same Price
0158		Operator's Manual & Decals - ROMANIA	Same Price
0160		Operator's Manual & Decals - SERBIA	Same Price
0161		Operator's Manual & Decals - SLOVAKIA	Same Price
0162		Operator's Manual & Decals - SLOVENIA	Same Price
0163		Operator's Manual - SPAIN <i>Spanish (Region 2) Operator's Manual and Decals.</i>	Same Price
0164		Operator's Manual & Decals - SWEDEN	Same Price
0165		Operator's Manual & Decals - SWITZERLAND (FRENCH EXPORT, GERMAN, ITALIAN)	Same Price
0166		Operator's Manual & Decals - UKRAINE	Same Price
0167		Operator's Manual & Decals - UNITED KINGDOM <i>English (Region 2) Operator's Manual and Decals.</i>	Same Price

BALLAST

Three Point Hitch Ballast is Required For Loader Stability. See Operator's Manual For Ballast Recommendations. For Ballast Box Use with iMatch Quik Hitch, Code 9600 or BW15056 is Required.

6000	Ballast Box	223.00
6010	Ballast Box with Extension	329.00
6995	Less Ballast Box	In Base Price

ATTACHMENT CARRIER

JOHN DEERE COMMERCIAL PRODUCTS
EQUIPMENT FOR COMPACT UTILITY TRACTORS

H120 NSL Loader

Continued

CODE	ATTACHMENT IDENTIFIER	DESCRIPTION	SUGGESTED LIST PRICE USD (\$)
7020		ATTACHMENT CARRIER Continued... John Deere CUT Carrier	In Base Price
7095		Less Carrier	-245.00

BUCKETS

8110		49 In. (1250 mm) Quick Change Materials Bucket	In Base Price
8111		49 In. (1250 mm) Pin-On Materials Bucket	-45.00
8115		53 In. (1350 mm) Quick Change Materials Buckets	52.00
8995		Less Bucket	-614.00

ATTACHMENTS - ORDER AS DESIRED

Miscellaneous:

9600		iMatch Quik-Coupler Bushing Kit	82.00
9112		Spanish (Region 3) Operator's Manual and Decal Kit	No Charge
9605		Bucket Level Indicator - Cab Only	162.00
9606		Hoses and Clamp <i>To Update H120 Loaders for Cab Tractors.</i>	65.00
9608		Australian Compliance Kit <i>Required when ordering Destination Code 0230.</i> <i>Kit consists of:</i> <i>BW16242 - Anti Spill Kit</i> <i>BW16244 - Australian Code of Practice</i> <i>BW16274 - H120 Service Lock</i>	415.00

ATTACHMENTS FOR FIELD CONVERSION

Attachment Carrier:

BW15939		John Deere CUT Carrier <i>Compatible with Quick-Change Buckets</i>	289.30
---------	--	---	--------

Ballast Box:

BW15073		Ballast Box	269.50
BW15074		Ballast Box Extension	128.70

Buckets:

BW14144		49 In. (1250mm) Loader Materials Bucket - Quik Change	723.80
BW15896		49 in. (1250mm) Materials Bucket - Pin ON	671.00
BW14145		53 In. (1350mm) Loader Materials Bucket - Quik Change	785.40
BW14146		61 In. (1550mm) Loader Materials Bucket - Quik Change	823.90

Hood Guards:

BW15901		Deluxe Hood Guard (1023E, 1025R & 1026R Tractors)	226.60
---------	--	---	--------

JOHN DEERE COMMERCIAL PRODUCTS
EQUIPMENT FOR COMPACT UTILITY TRACTORS

H120 NSL Loader

Continued

CODE	ATTACHMENT IDENTIFIER	DESCRIPTION	SUGGESTED LIST PRICE USD (\$)
		ATTACHMENTS FOR FIELD CONVERSION Continued...	
	BW15900	Hood Guard - (1023E, 1025R & 1026R Tractors)	203.57
		Miscellaneous:	
	BW15476	Bucket Level Indicator	60.50
	BW16145	Bucket Level Indicator - Cab Only	178.20
	BW16182	Hoses and Clamp <i>To Update H120 Loaders for Cab Tractors.</i>	71.50
		Mounting Frames:	
	BW15898	Mounting Frame <i>For 1023E and 1026R Tractors.</i>	410.30

JOHN DEERE COMMERCIAL PRODUCTS EQUIPMENT FOR COMPACT UTILITY TRACTORS

H130 NSL Loader Equipment for Base Machine

Quik-Park Loader Mounting
System
Mounting Frame for 2025R and
noncurrent 2320
Tractors
Hood Guard for 2025R and
noncurrent 2210, 2305, 2320
Quik-Tach Attachment Carrier

49 In.(1250 mm) Quik Tach
Materials Bucket (6.0 ft³)
Mechanical Bucket Level
Indicator
Oil Line Cover

CODE	ATTACHMENT IDENTIFIER	DESCRIPTION	SUGGESTED LIST PRICE USD (\$)
------	--------------------------	-------------	-------------------------------------

Select One Code From Each Required Category

BASE MACHINE

		<i>EX-WORKS Laredo, Texas; Marinez, Georgia; Waterloo, Iowa; Frisco, Texas; Grimsby, Ontario</i>	
2371P		H130 NSL Loader <i>For 2025R and 2032R and noncurrent 2305, 2320, 2520 and 2720 Tractors.</i>	3,375.00

DESTINATION

0202	Operator's Manual - UNITED STATES OF AMERICA	In Base Price
0184	Operator's Manual - CANADA <i>French OM and Decal Kit BW15952 Print-On-Demand through JD Bookstore.</i>	Same Price
0230	Operator's Manual & Decals - AUSTRALIA <i>Australian Code of Practice and Decals. Requires Code 9608 - Australian Compliance Kit.</i>	Same Price
0237	Operator's Manual & Decals - NEW ZEALAND	Same Price
0133	Operator's Manual & Decals - DENMARK	Same Price
0072	Operator's Manual & Decals - CHINA	Same Price
0079	Operator's Manual & Decals - JAPAN	Same Price
0105	Operator's Manual & Decals - TURKEY	Same Price
0123	Operator's Manual & Decals - AUSTRIA	Same Price
0126	Operator's Manual & Decals - BELIGUM (FRENCH EXPORT, GERMAN, DUTCH)	Same Price
0131	Operator's Manual & Decals - CYPRUS	Same Price
0132	Operator's Manual & Decals - CZECH REPUBLIC	Same Price
0135	Operator's Manual & Decals - FINLAND	Same Price
0136	Operator's Manual & Decals - FRANCE <i>French (Region 2) Operator's Manual and Decals.</i>	Same Price
0138	Operator's Manual & Decals - GERMANY	Same Price

JOHN DEERE COMMERCIAL PRODUCTS
EQUIPMENT FOR COMPACT UTILITY TRACTORS

H130 NSL Loader
Continued

CODE	ATTACHMENT IDENTIFIER	DESCRIPTION	SUGGESTED LIST PRICE USD (\$)
DESTINATION Continued...			
0139		Operator's Manual & Decals - GREECE	Same Price
0140		Operator's Manual & Decals - HUNGARY	Same Price
0142		Operator's Manual & Decals - IRELAND	Same Price
0143		Operator's Manual & Decals - ITALY	Same Price
0147		Operator's Manual & Decals - LITHUANIA	Same Price
0148		Operator's Manual & Decals - LUXEMOURG (FRENCH EXPORT, GERMAN)	Same Price
0154		Operator's Manual & Decals - NETHERLANDS	Same Price
0155		Operator's Manual & Decals - NORWAY	Same Price
0156		Operator's Manual & Decals - POLAND	Same Price
0157		Operator's Manual & Decals - PORTUGAL	Same Price
0158		Operator's Manual & Decals - ROMANIA	Same Price
0161		Operator's Manual & Decals - SLOVAKIA	Same Price
0163		Operator's Manual - SPAIN <i>Spanish (Region 2) Operator's Manual and Decals.</i>	Same Price
0164		Operator's Manual & Decals - SWEDEN	Same Price
0165		Operator's Manual & Decals - SWITZERLAND (FRENCH EXPORT, GERMAN, ITALIAN)	Same Price
0166		Operator's Manual & Decals - UKRAINE	Same Price
0167		Operator's Manual & Decals - UNITED KINGDOM <i>English (Region 2) Operator's Manual and Decals.</i>	Same Price

TRACTOR MOUNTING FRAME

1200		Mounting Frame <i>For 2305</i>	Same Price
1201		Mounting Frame <i>For 2025R and noncurrent 2320</i>	In Base Price
1202		Mounting Frame (noncurrent 2520) <i>For noncurrent 2520</i>	Same Price
1203		Mounting Frame <i>For 2032R and noncurrent 2720</i>	Same Price
1995		Less Mounting Frame	-348.00

HOOD GUARD

JOHN DEERE COMMERCIAL PRODUCTS
EQUIPMENT FOR COMPACT UTILITY TRACTORS

H130 NSL Loader

Continued

CODE	ATTACHMENT IDENTIFIER	DESCRIPTION	SUGGESTED LIST PRICE USD (\$)
5200		HOOD GUARD Continued... Hood Guard <i>For 2025R and noncurrent 2210, 2305, 2320</i>	In Base Price
5201		Hood Guard <i>For 2032R and noncurrent 2520 and 2720</i>	Same Price
5995		Less Hood Guard	-205.00

BALLAST

Three Point Hitch Ballast is Required For Loader Stability. See Operator's Manual For Ballast Recommendations. For Ballast Box Use with iMatch Quik Hitch, Code 9090 or BW15056 is Required.

6000		Ballast Box	223.00
6010		Ballast Box with Extension	329.00
6995		Less Ballast Box	In Base Price

ATTACHMENT CARRIER

7020		John Deere CUT Carrier <i>Order with Bucket Codes 8110, 8115, 8120</i>	In Base Price
7095		Less Carrier	-245.00

BUCKETS

8110		49 In. (1250 mm) Quick Change Materials Bucket	In Base Price
8111		49 In. (1250 mm) Pin-On Materials Bucket	-45.00
8115		53 In. (1350 mm) Quick Change Materials Buckets	52.00
8120		61 In. (1550 mm) Materials Bucket	85.00
8995		Less Bucket	-614.00

ATTACHMENTS - ORDER AS DESIRED

9600		Miscellaneous: iMatch Quik-Coupler Bushing Kit	82.00
9112		Spanish (Region 3) Operator's Manual and Decal Kit	No Charge
9605		Bucket Level Indicator - Cab Only	162.00
9606		Hoses and Clamp	65.00
9608		Australian Compliance Kit <i>Required when ordering Destination Code 0230.</i>	679.00

*Kit consists of:
BW16198 - Anti Spill Kit
BW16244 - Australian Code of Practice
BW16278 - H130 Service Lock
W56435 - Operators Manual (Australia)*

JOHN DEERE COMMERCIAL PRODUCTS
EQUIPMENT FOR COMPACT UTILITY TRACTORS

H130 NSL Loader
Continued

CODE	ATTACHMENT IDENTIFIER	DESCRIPTION	SUGGESTED LIST PRICE USD (\$)
9104		ATTACHMENTS - ORDER AS DESIRED Continued... Spanish N.A. Operator's Manual and Decal Kit	No Charge
		ATTACHMENTS FOR FIELD CONVERSION	
		Attachment Carrier: John Deere CUT Carrier	289.30
		Ballast Box: Ballast Box	269.50
		Ballast Box Extension	128.70
		Buckets: 49 In. (1250mm) Loader Materials Bucket - Quik Change	723.80
		49 in. (1250mm) Materials Bucket - Pin ON	671.00
		53 In. (1350mm) Loader Materials Bucket - Quik Change	785.40
		61 In. (1550mm) Loader Materials Bucket - Quik Change	823.90
		Hood Guards: Hood Guard (2025R, 2210, 2305, 2320) <i>For 2025R and noncurrent 2210, 2305, 2320 Tractors</i>	242.00
		Hood Guard (2032R, 2520, 2720) <i>For 2032R and noncurrent 2520, 2720 Tractors</i>	292.60
		Miscellaneous: Anti Spill Kit <i>Australia Only - for H120, H130</i>	559.90
		Australian Code of Practice <i>Australia Only.</i>	See Parts
		Bucket Level Indicator	60.50
		Bucket Level Indicator - Cab Only	178.20
		Hoses and Clamp	71.50
		Service Lock <i>Australia Only - for H130.</i>	187.00
		Spanish N.A. Operator's Manual and Decal Kit	See Parts
		Mounting Frames: Mounting Frame <i>For 2025R and noncurrent 2320 Tractors</i>	410.30
		Mounting Frame <i>For noncurrent 2305 Tractors</i>	410.30
		Mounting Frame <i>For noncurrent 2520 Tractors</i>	410.30

JOHN DEERE COMMERCIAL PRODUCTS
EQUIPMENT FOR COMPACT UTILITY TRACTORS

H130 NSL Loader
Continued

CODE	ATTACHMENT IDENTIFIER	DESCRIPTION	SUGGESTED LIST PRICE USD (\$)
		ATTACHMENTS FOR FIELD CONVERSION Continued...	
	BW15730	Mounting Frame <i>For 2032R and noncurrent 2720 Tractors</i>	410.30

JOHN DEERE COMMERCIAL PRODUCTS
EQUIPMENT FOR COMPACT UTILITY TRACTORS

3-Bag Power Flow System (For 1023E, 1025R, 1026R, 2305, 2025R, 2032R, 2320, 2520, 2720, 2210 and 4115)
Equipment for Base Machine

14 Bushel Capacity
Polyethylene Hopper Top
3 Polyester Bags
Attaching Parts
Chute

Less Power Flow

CODE	ATTACHMENT IDENTIFIER	DESCRIPTION	SUGGESTED LIST PRICE USD (\$)
------	-----------------------	-------------	-------------------------------

Select One Code From Each Required Category

BASE MACHINE

F.O.B. Davenport, Iowa

140BGX	3-Bag Power Flow System (For 1023E, 1025R, 1026R, 2305, 2025R, 2032R, 2320, 2520, 2720, 2210 and 4115) <i>Tractors Require a High Performance Power Flow Kit for the Appropriate Mower Deck Which Must be Ordered Separately. Tractors Using OnRamp Mower Decks also Require Appropriate OnRamp Belt Cover Kit. Not Compatible with 72-Inch Decks. 1 Series tractors also require a hitch plate that must be ordered separately. (5) R66949 Quik-Tatch Weights are Recommended for Proper Ballast.</i>	1,449.00
--------	---	----------

ATTACHMENTS FOR FIELD CONVERSION

Material Collection System Power Flow Blowers:		
BM22697	54C/54X/54D High-Performance Blower Assembly (X300/X500 M-T/X700, 1023E, 1025R, 1026R, 2305, 2025R, 2320, 2210 and 4115)	541.41
BM24514	60HC Power Flow (For use with X700 HC and 7-Iron Decks and 1023E, 1025R and 1026R Decks) <i>Not compatible with Cabs.</i>	719.04
BM21496	62 In. High Performance Power Flow (For Use with 62C or 62D Mower Decks X700, 2305, 2025R, 2032R, 2320, 2520, 2720, 2210 and 4115)	541.41
Miscellaneous:		
LVB24947	54D OnRamp Belt Cover Kit (2025R, 2032R, 2320, 2520, 2720) <i>Required for Use with 54D OnRamp Mower Deck.</i>	56.71
LVB24948	62D OnRamp Belt Cover Kit (2025R, 2032R, 2320, 2520, 2720) <i>Required for Use with 62D OnRamp Mower Deck.</i>	79.19
BLV10028	Hitch Plate for 3 Bag MCS on 54D and 60D (1023E, 1025R, 1026R) <i>Required for Use with 54D and 60D mower decks.</i>	53.50
LVB24957	Small Chasis MCS Chute (1023E, 1025R, 1026R, 2305, 2025R, 2032R, 2320, 2520, 2720, 2210 and 4115)	263.21
Weights:		
R66949	Quik-Tatch Weight, 42 Lb. <i>When Installed on 1023E, 1025R, 1026R, 2305, 2025R, 2032R, 2320, 2520, 2720, 2210, or 4115 Tractors, (1) M128726 Rod and (4) A15147 Spring Clips are Required.</i>	62.06

JOHN DEERE COMMERCIAL PRODUCTS
EQUIPMENT FOR COMPACT UTILITY TRACTORS

**3-Bag Power Flow System (For 1023E, 1025R, 1026R, 2305, 2025R, 2032R, 2320, 2520,
2720, 2210 and 4115)**

Continued

JOHN DEERE COMMERCIAL PRODUCTS
EQUIPMENT FOR RIDERS & TRACTORS

48 In. Shaft Driven Convertible Mower Deck (48C/48X)
Equipment for Base Machine

48 In. Shaft Driven convertible Mower Deck (48C/48X)	wheels
48 In. cutting width	40mm blade overlap
Side discharge	Formed heavy duty 10 Gauge steel
Mulching capable	Formed edge around deck shell
Material collection capable	Front anti-scalp roller
Heavy duty 4 point mounting system	Shaft drive
(4) Heavy duty rotateable gage	Wash port
	Greaseable deck spindles

CODE	ATTACHMENT IDENTIFIER	DESCRIPTION	SUGGESTED LIST PRICE USD (\$)
------	-----------------------	-------------	-------------------------------

Select One Code From Each Required Category

BASE MACHINE

F.O.B. Janesville, Wisconsin

9070M	48 In. Shaft Driven Convertible Mower Deck (48C/48X) <i>When mounting on Signature Series Tractors (X710, 730, X734, X738, X739, X750, X754, X758), also order BM24370 Draft Arms and Upstop Kit.</i>	1,300.00
-------	--	----------

DESTINATION

0202	United States and Canada	In Base Price
0230	Australia and New Zealand	Same Price
0195	Mexico	Same Price
0250	All Other Countries	Same Price

ATTACHMENTS FOR FIELD CONVERSION

BM24370	Mower Deck and Mower Deck Attachments: 48C Draft arm kit, X700 Signature Series	63.13
AM130907	Mower Deck Leveling Gauge	See Parts

JOHN DEERE COMMERCIAL PRODUCTS

EQUIPMENT FOR RIDERS & TRACTORS

54 In. Shaft Driven Convertible Mower Deck (54C/54X)

Equipment for Base Machine

54 In. Shaft Driven convertible	wheels
Mower Deck (54C/54X)	40mm blade overlap
54 In. cutting width	Formed heavy duty 3.4 mm steel
Side discharge	Formed edge around deck shell
Mulching capable	Front anti-scalp roller
Material collection capable	Shaft drive
Heavy duty 4 point mounting	Wash port
system	Greaseable deck spindles
(4) Heavy duty rotateable gage	

CODE	ATTACHMENT IDENTIFIER	DESCRIPTION	SUGGESTED LIST PRICE USD (\$)
------	-----------------------	-------------	-------------------------------

Select One Code From Each Required Category

BASE MACHINE

F.O.B. Janesville, Wisconsin

9071M	54 In. Shaft Driven Convertible Mower Deck (54C/54X)	1,300.00
-------	--	----------

DESTINATION

0202	United States and Canada	In Base Price
0230	Australia and New Zealand	Same Price
0195	Mexico	Same Price
0250	All Other Countries	Same Price

ATTACHING PARTS/MOWER DECK LIFT

1000	Attaching Parts for 2305, 2210 (Mechanical Mower Lift)	260.00
1001	Attaching Parts for 2305 (Independent Mower Lift) <i>Independent Lift is not Available on 2210.</i>	480.00
1010	Less Attaching Parts	In Base Price

ATTACHMENTS FOR FIELD CONVERSION

LVB25630	Hydraulics: Independent Lift Kit for 2305, 2025R, 2320 Tractors <i>Requires LVB25620 (Code 1001) Attaching Parts.</i> <i>Requires LVB25631 (Independent Lift Attaching Parts). Not Available for 2210 Tractors.</i>	298.53
LVB25822	Loader/Mower Mechanical Diverter Valve Kit (2305, 2025R, 2320)	409.81
LVB25631	Miscellaneous: Attaching Parts for 2305 (Independent Mower Lift) <i>Requires LVB25630 (Independent Lift Kit). Not Available for 2210 Tractors.</i>	188.31
LVB25419	Attaching Parts for 2305, 2210 (Mechanical Mower Lift)	298.53
BM24370	Mower Deck and Mower Deck Attachments: 48C Draft arm kit, X700 Signature Series	63.13

JOHN DEERE COMMERCIAL PRODUCTS
EQUIPMENT FOR RIDERS & TRACTORS

54 In. Shaft Driven Convertible Mower Deck (54C/54X)

Continued

CODE	ATTACHMENT IDENTIFIER	DESCRIPTION	SUGGESTED LIST PRICE USD (\$)
		ATTACHMENTS FOR FIELD CONVERSION Continued...	
	AM130907	Mower Deck Leveling Gauge	See Parts
	BM20827	Mulch Kit (54C/54D/54X)	212.93
	BM23648	Roller Striping Kit (X400/X500 HDGT, X700s) <i>Compatible with MY2004- (SN 040, 001-) 54C, 54X, 62X, and 60-In. 7-Iron Mowers used on X400/X500 HDGT and X700 Ultimate Tractors. 60HC Mowers used on X700 Signature Series Tractors. See Sales Manual for Additional Parts Requirements on MY2004-MY2007 (SN 040,001-100,000) 54C, 54X, 62C and 62X Decks.</i>	278.20
		Spanish North American Kit:	
	LVB26015	N American Spanish OM	19.26
	LVB26020	North American Spanish Labels	14.99

JOHN DEERE COMMERCIAL PRODUCTS
EQUIPMENT FOR RIDERS & TRACTORS

62 In. Shaft Driven Convertible Mower Deck (62C/62X)
Equipment for Base Machine

62 In. Shaft Driven convertible	wheels
Mower Deck (62C/62X)	40mm blade overlap
62 In. cutting width	Formed heavy duty 3.4 mm steel
Side discharge	Formed edge around deck shell
Mulching capable	Front anti-scalp roller
Material collection capable	Shaft drive
Heavy duty 4 point mounting	Wash port
system	Greaseable deck spindles
(4) Heavy duty rotateable gage	

CODE	ATTACHMENT IDENTIFIER	DESCRIPTION	SUGGESTED LIST PRICE USD (\$)
------	-----------------------	-------------	-------------------------------

Select One Code From Each Required Category

BASE MACHINE

F.O.B. Janesville, Wisconsin

9072M	62 In. Shaft Driven Convertible Mower Deck (62C/62X)	1,700.00
-------	--	----------

DESTINATION

0202	United States and Canada	In Base Price
0230	Australia and New Zealand	Same Price
0195	Mexico	Same Price
0250	All Other Countries	Same Price

ATTACHING PARTS/MOWER DECK LIFT

1000	Attaching Parts for 2305, 2210 (Mechanical Mower Lift)	260.00
1001	Attaching Parts for 2305 (Independent Mower Lift) <i>Independent Lift is not Available on 2210.</i>	480.00
1010	Less Attaching Parts	In Base Price

ATTACHMENTS FOR FIELD CONVERSION

LVB25630	Hydraulics: Independent Lift Kit for 2305, 2025R, 2320 Tractors <i>Requires LVB25620 (Code 1001) Attaching Parts.</i> <i>Requires LVB25631 (Independent Lift Attaching Parts). Not Available for 2210 Tractors.</i>	298.53
LVB25822	Loader/Mower Mechanical Diverter Valve Kit (2305, 2025R, 2320)	409.81
LVB25631	Miscellaneous: Attaching Parts for 2305 (Independent Mower Lift) <i>Requires LVB25630 (Independent Lift Kit). Not Available for 2210 Tractors.</i>	188.31
LVB25419	Attaching Parts for 2305, 2210 (Mechanical Mower Lift)	298.53
BM24370	Mower Deck and Mower Deck Attachments: 48C Draft arm kit, X700 Signature Series	63.13

JOHN DEERE COMMERCIAL PRODUCTS
EQUIPMENT FOR RIDERS & TRACTORS

62 In. Shaft Driven Convertible Mower Deck (62C/62X)

Continued

CODE	ATTACHMENT IDENTIFIER	DESCRIPTION	SUGGESTED LIST PRICE USD (\$)
		ATTACHMENTS FOR FIELD CONVERSION Continued...	
	AM130907	Mower Deck Leveling Gauge	See Parts
	BM21890	Mulch Kit (62C/62D/62X)	233.26
	BM23648	Roller Striping Kit (X400/X500 HDGT, X700s) <i>Compatible with MY2004- (SN 040, 001-) 54C, 54X, 62X, and 60-In. 7-Iron Mowers used on X400/X500 HDGT and X700 Ultimate Tractors. 60HC Mowers used on X700 Signature Series Tractors. See Sales Manual for Additional Parts Requirements on MY2004-MY2007 (SN 040,001-100,000) 54C, 54X, 62C and 62X Decks.</i>	278.20
		Spanish North American Kit:	
	LVB26015	N American Spanish OM	19.26
	LVB26020	North American Spanish Labels	14.99

JOHN DEERE COMMERCIAL PRODUCTS
EQUIPMENT FOR COMPACT UTILITY TRACTORS

54D In. OnRamp Mid-Mount Side Discharge Mower (For 2025R, 2320 Tractor)
Equipment for Base Machine

54 In. Cutting Width	Anti-Scalp Front Roller
Three Cutting Blades	Hinged Discharge Chute
10 Gauge Stamped Steel Deck	Greasable Spindles
Front and Rear Quick	Front Lip Reinforcement
Release Gauge Wheels with	Less Attaching Parts
Memory Setting	Deck Lockup
PTO Shaft	Mower Wash Port
Quick Release Belt Shields	

CODE	ATTACHMENT IDENTIFIER	DESCRIPTION	SUGGESTED LIST PRICE USD (\$)
------	-----------------------	-------------	-------------------------------

Select One Code From Each Required Category

BASE MACHINE

F.O.B. Davenport, Iowa

0172LV	54D In. OnRamp Mid-Mount Side Discharge Mower (For 2025R, 2320 Tractor)	1,874.00
--------	---	----------

ATTACHING PARTS/MOWER DECK LIFT

1001	Attaching Parts (Mechanical Mower Lift) <i>For Independent Mower Lift, Code 1001 and LVB25630 Must be Ordered.</i>	362.00
------	---	--------

1010	Less Attaching Parts	In Base Price
------	----------------------	---------------

ATTACHMENTS - ORDER AS DESIRED

9430	Spanish North American Kit: Spanish North American Operator's Manual and Decal Kit	No Charge
------	--	-----------

ATTACHMENTS FOR FIELD CONVERSION

LVB25630	Hydraulics: Independent Lift Kit for 2305, 2025R, 2320 Tractors <i>Requires LVB25620 (Code 1001) Attaching Parts.</i>	298.53
----------	--	--------

LVB25822	Loader/Mower Mechanical Diverter Valve Kit (2305, 2025R, 2320)	409.81
----------	--	--------

LVB25620	Miscellaneous: Attaching Parts for 2025R, 2320 Tractor (Mechanical Mower Lift)	420.20
----------	--	--------

LVB24899	Front Hitch/Mid-Mount Mower Combo Bracket (2025R, 2032R, 2320-2720) <i>Compatible with 4115 Tractor also. Required for Tool Free Change Between 54D or 62D OnRamp Mid-Mount Mower and Quik-Tatch Front Hitch (2025R, 2032R, 2320, 2520, 2720, 4115).</i>	127.33
----------	---	--------

AM130907	Mower Deck and Mower Deck Attachments: Mower Deck Leveling Gauge	See Parts
----------	--	-----------

BM20827	Mulch Kit (54C/54D/54X)	212.93
---------	-------------------------	--------

JOHN DEERE COMMERCIAL PRODUCTS
EQUIPMENT FOR COMPACT UTILITY TRACTORS

54D In. OnRamp Mid-Mount Side Discharge Mower (For 2025R, 2320 Tractor)
Continued

CODE	ATTACHMENT IDENTIFIER	DESCRIPTION	SUGGESTED LIST PRICE USD (\$)
ATTACHMENTS FOR FIELD CONVERSION Continued...			
	LVB26015	Spanish North American Kit: N American Spanish OM	19.26
	LVB26020	North American Spanish Labels	14.99

JOHN DEERE COMMERCIAL PRODUCTS
EQUIPMENT FOR COMPACT UTILITY TRACTORS

54D In. Mid-Mount Side Discharge Mower (For 1023E, 1025R, 1026R Tractor)
Equipment for Base Machine

54 In. Cutting Width	Quick Release Belt Shields
Three Cutting Blades	Hinged Discharge Chute
10 Gauge Stamped Steel Deck	Greasable Spindles
(4) Front and Rear Adjustable and Quick Release Gauge	Deck Lockup
Wheels with Memoey Settings	Mower Wash Port
PTO Shaft with Manual Connection	

CODE	ATTACHMENT IDENTIFIER	DESCRIPTION	SUGGESTED LIST PRICE USD (\$)
------	--------------------------	-------------	-------------------------------------

Select One Code From Each Required Category

BASE MACHINE

F.O.B. Davenport, Iowa

5310M	54D In. Mid-Mount Side Discharge Mower (For 1023E, 1025R, 1026R Tractor)	1,940.00
-------	--	----------

ATTACHING PARTS/TRACTOR SELECTION

1000	Attaching Parts 1023E, 1025R, 1026R Tractors (Mechanical Mower Lift)	In Base Price
1001	Attaching Parts 1023E, 1025R, 1026R Tractors (Hydraulic Mower Lift)	179.00
1010	Less Attaching Parts <i>PTO lift system not included. Only compatible with a tractor that already has a mower lift installed.</i>	-400.00

PTO CONNECTION

2000	Manual PTO Connection	In Base Price
2001	Auto PTO Coupler	247.00
2010	Less Drive Shaft	-182.00

ATTACHMENTS FOR FIELD CONVERSION

Miscellaneous:

LVB26043	Attaching Parts 1023E, 1025R, 1026R Tractors (Hydraulic Mower Lift)	680.90
LVB26042	Attaching Parts 1023E, 1025R, 1026R Tractors (Mechanical Mower Lift)	471.90

Mower Deck and Mower Deck Attachments:

AM130907	Mower Deck Leveling Gauge	See Parts
BM20827	Mulch Kit (54C/54D/54X)	212.93

PTO Connection:

LVB26045	Auto PTO Coupler	506.00
LVB26044	Manual PTO Connection	214.50

Spanish North American Kit:

JOHN DEERE COMMERCIAL PRODUCTS
EQUIPMENT FOR COMPACT UTILITY TRACTORS

54D In. Mid-Mount Side Discharge Mower (For 1023E, 1025R, 1026R Tractor)
Continued

CODE	ATTACHMENT IDENTIFIER	DESCRIPTION	SUGGESTED LIST PRICE USD (\$)
		ATTACHMENTS FOR FIELD CONVERSION Continued...	
	LVB26020	North American Spanish Labels	14.99

JOHN DEERE COMMERCIAL PRODUCTS
EQUIPMENT FOR COMPACT UTILITY TRACTORS

62D In. OnRamp Mid-Mount Side Discharge Mower (For 2025R, 2320 Tractor)
Equipment for Base Machine

62 In. Cutting Width	Anti-Scalp Front Roller
Three Cutting Blades	Hinged Discharge Chute
10 Gauge Stamped Steel Deck	Greasable Spindles
Front and Rear Quick	Front Lip Reinforcement
Release Gauge Wheels with	Less Attaching Parts
Memory Settings	Deck Lockup
PTO Shaft	Mower Wash Port
Quick Release Belt Shields	

CODE	ATTACHMENT IDENTIFIER	DESCRIPTION	SUGGESTED LIST PRICE USD (\$)
------	-----------------------	-------------	-------------------------------

Select One Code From Each Required Category

BASE MACHINE

F.O.B. Davenport, Iowa

0180LV	62D In. OnRamp Mid-Mount Side Discharge Mower (For 2025R, 2320 Tractor)	2,536.00
--------	---	----------

ATTACHING PARTS/MOWER DECK LIFT

1001	Attaching Parts (Mechanical Mower Lift) <i>For Independent Mower Lift, Code 1001 and LVB25630 Must be Ordered.</i>	362.00
------	---	--------

1010	Less Attaching Parts	In Base Price
------	----------------------	---------------

ATTACHMENTS - ORDER AS DESIRED

9430	Spanish North American Kit: Spanish North American Operator's Manual and Decal Kit	No Charge
------	--	-----------

ATTACHMENTS FOR FIELD CONVERSION

LVB25630	Hydraulics: Independent Lift Kit for 2305, 2025R, 2320 Tractors <i>Requires LVB25620 (Code 1001) Attaching Parts.</i>	298.53
----------	--	--------

LVB25822	Loader/Mower Mechanical Diverter Valve Kit (2305, 2025R, 2320)	409.81
----------	--	--------

LVB25620	Miscellaneous: Attaching Parts for 2025R, 2320 Tractor (Mechanical Mower Lift)	420.20
----------	--	--------

LVB24899	Front Hitch/Mid-Mount Mower Combo Bracket (2025R, 2032R, 2320-2720) <i>Compatible with 4115 Tractor also. Required for Tool Free Change Between 54D or 62D OnRamp Mid-Mount Mower and Quik-Tatch Front Hitch (2025R, 2032R, 2320, 2520, 2720, 4115).</i>	127.33
----------	---	--------

AM130907	Mower Deck and Mower Deck Attachments: Mower Deck Leveling Gauge	See Parts
----------	--	-----------

BM21890	Mulch Kit (62C/62D/62X)	233.26
---------	-------------------------	--------

JOHN DEERE COMMERCIAL PRODUCTS
EQUIPMENT FOR COMPACT UTILITY TRACTORS

62D In. OnRamp Mid-Mount Side Discharge Mower (For 2025R, 2320 Tractor)
Continued

CODE	ATTACHMENT IDENTIFIER	DESCRIPTION	SUGGESTED LIST PRICE USD (\$)
ATTACHMENTS FOR FIELD CONVERSION Continued...			
	LVB26020	Spanish North American Kit: North American Spanish Labels	14.99

JOHN DEERE COMMERCIAL PRODUCTS
EQUIPMENT FOR COMPACT UTILITY TRACTORS

62D In. OnRamp Mid-Mount Side Discharge Mower (For 2032R, 2520, 2720, 4115 Tractors)

Equipment for Base Machine

62 In. Cutting Width
Three Cutting Blades
10 Gauge Stamped Steel Deck
Front and Rear Quick
Release Gauge Wheels with
Memory Setting
PTO Shaft
Quick Release Belt Shields

Anti-Scalp Front Roller
Hinged Discharge Chute
Greaseable Spindles
Front Lip Reinforcement
Less Attaching Parts
Mower Wash Port

CODE	ATTACHMENT IDENTIFIER	DESCRIPTION	SUGGESTED LIST PRICE USD (\$)
Select One Code From Each Required Category			
BASE MACHINE			
<i>F.O.B. Davenport, Iowa</i>			
0190LV		62D In. OnRamp Mid-Mount Side Discharge Mower (For 2032R, 2520, 2720, 4115 Tractors)	2,959.00
ATTACHING PARTS/MOWER DECK LIFT			
1001		Attaching Parts (Mechanical Mower Lift) <i>For Independent Mower Lift (Not Available for 4115), LVB25605 Must be Ordered with Code 1010 (Less Attaching Parts).</i>	400.00
1010		Less Attaching Parts	In Base Price
ATTACHMENTS - ORDER AS DESIRED			
9430		Spanish North American Kit: Spanish North American Operator's Manual and Decal Kit	No Charge
ATTACHMENTS FOR FIELD CONVERSION			
LVB25605		Hydraulics: Independent Lift Kit for 2032R, 2520, 2720 <i>Not Available for 4115 Tractor.</i>	951.50
LVB25823		Loader/Mower Mechanical Diverter Valve Kit (2032R, 2520, 2720)	540.10
LVB25902		Miscellaneous: Attaching Parts for 2032R, 2520, 2720, 4115 (Mechanical Mower Lift)	471.90
LVB24899		Front Hitch/Mid-Mount Mower Combo Bracket (2025R, 2032R, 2320-2720) <i>Compatible with 4115 Tractor also. Required for Tool Free Change Between 54D or 62D OnRamp Mid-Mount Mower and Quik-Tatch Front Hitch (2025R, 2032R, 2320, 2520, 2720, 4115).</i>	127.33
AM130907		Mower Deck and Mower Deck Attachments: Mower Deck Leveling Gauge	See Parts
LVB24962		Mower Height Latch Kit <i>For Use with Mechanical Mower Lift.</i>	160.60

JOHN DEERE COMMERCIAL PRODUCTS
EQUIPMENT FOR COMPACT UTILITY TRACTORS

62D In. OnRamp Mid-Mount Side Discharge Mower (For 2032R, 2520, 2720, 4115 Tractors)

Continued

CODE	ATTACHMENT IDENTIFIER	DESCRIPTION	SUGGESTED LIST PRICE USD (\$)
		ATTACHMENTS FOR FIELD CONVERSION Continued...	
	BM21890	Mulch Kit (62C/62D/62X)	233.26
	LVB26015	Spanish North American Kit: N American Spanish OM	19.26
	LVB26020	North American Spanish Labels	14.99

JOHN DEERE COMMERCIAL PRODUCTS
EQUIPMENT FOR COMPACT UTILITY TRACTORS

60D AutoConnect 7-Iron Mid-Mount Side Discharge Mower
(For 3120-3720, 4310-4410 Tractors)
Equipment for Base Machine

60 In. Cutting Width
Three Cutting Blades
7 Gauge Stamped Steel Deck
Front and Rear Quick Release
Gauge Wheels with Memory
Settings
PTO Shaft
Quick Release Belt Shields

Anti-Scalp Front Skid
Hinged Discharge Chute
Greaseable Spindles
Front Lip Reinforcement
AutoConnect Mower Lift
Deck Lockup

CODE	ATTACHMENT IDENTIFIER	DESCRIPTION	SUGGESTED LIST PRICE USD (\$)
------	-----------------------	-------------	-------------------------------

Select One Code From Each Required Category

BASE MACHINE

F.O.B. Davenport, Iowa

7011LV	60D AutoConnect 7-Iron Mid-Mount Side Discharge Mower (For 3120-3720, 4310-4410 Tractors) 3000 Twenty Tractors Equipped with PRT Transmission (SN ending in 910000 and above) are NOT compatible with mid-mount mowers. 3120-3720 Tractors Require Mid PTO. Mower Deck is Not Compatible with R3 Turf Special Tires. LVB25820 Front Three-Point/Mid Mount Brackets is required if Tractor is also equipped with LVB24815 Front Three-Point Hitch with A-Frame (3120-3720 Tractors Only) and a Mid-Mount Mower. For Installation of Mid-Mount Mower on Cab Tractor, Must Order (1) LVA14927, (3) 19M7785, (1) 19M7788, (1) LVA15373 and (1) 34H311 Through Service Parts. See Sales Manual for 4310-4410 Requirements.	3,385.00
--------	--	----------

DESTINATION

0202	United States and Canada	In Base Price
0195	Mexico	Same Price

AUTOCONNECT MOWER LIFT

1000	AutoConnect Mower Lift (3120-3720) 3000 Twenty Tractors Equipped with PRT Transmission (SN ending in 910000 and above) are NOT compatible with Mid-Mount Mowers. Includes Mid Hydraulic Cylinder Lift Kit.	In Base Price
1010	Less AutoConnect Mower Lift	-1,213.00

ATTACHMENTS - ORDER AS DESIRED

9430	Spanish North American Operator's Manual and Decal Kit	No Charge
------	--	-----------

ATTACHMENTS FOR FIELD CONVERSION

LVB25084	Hydraulics: Third Selective Control Valve Kit For 4310-4410 Tractors, Requires Dual SCV.	316.80
LVB25506	Third Selective Control Valve Kit (Open Station Only)	278.30

JOHN DEERE COMMERCIAL PRODUCTS
EQUIPMENT FOR COMPACT UTILITY TRACTORS

**60D AutoConnect 7-Iron Mid-Mount Side Discharge Mower
(For 3120-3720, 4310-4410 Tractors)**

Continued

CODE	ATTACHMENT IDENTIFIER	DESCRIPTION	SUGGESTED LIST PRICE USD (\$)
		ATTACHMENTS FOR FIELD CONVERSION Continued...	
	LVB24845	Third Selective control Valve Kit (Cab Only) <i>For 3320-3720 Tractors. Includes Rear Mounted Couplers, Hydraulic Lines and SCV Lever.</i>	333.30
	LVB25544	Miscellaneous: Bracket Kit <i>Required to Install 60D In. Mower on 4310-4410 Tractors Manufactured after January 2003. See Sales Manual for Specific Serial Numbers.</i>	56.10
	LVB25820	Front Three-Point Hitch/Mid Mount Brackets <i>Required for use with LVB24815 Front Three-Point Hitch with A-Frame (3120-3720 Tractors Only) and AutoConnect Mowers.</i>	166.10
	BM23978	Mower Deck and Mower Deck Attachments: 60HC Mulch Kit <i>60D (for 3 Family Tractors) before SN 050001 is compatible with Mulch Kit TCB10953.</i>	238.61
	TCB10953	Mulch Kit (60 In. 7-Iron, 7-Iron II and 7-Iron PRO)	319.93

JOHN DEERE COMMERCIAL PRODUCTS
EQUIPMENT FOR COMPACT UTILITY TRACTORS

60D 7-Iron Mid Mount Side Discharge Mower (For 1023E, 1025R, 1026R Tractors)
Equipment for Base Machine

60 In. Cutting Width	Hinged Discharge Chute
Three Cutting Blades	Greasable Spindles
7 Gauge Stamped Steel Deck	Front Lip Reinforcement
(4) Front and Rear Adjustable and Quick Release Gauge	Deck Lockup
Wheels with Memoey Settings	Mower Wash Port
PTO Shaft with Manual Connection	
Quick Release Belt Shields	

CODE	ATTACHMENT IDENTIFIER	DESCRIPTION	SUGGESTED LIST PRICE USD (\$)
------	--------------------------	-------------	-------------------------------------

Select One Code From Each Required Category

BASE MACHINE

F.O.B. Davenport, Iowa

5320M	60D 7-Iron Mid Mount Side Discharge Mower (For 1023E, 1025R, 1026R Tractors)	2,350.00
-------	--	----------

ATTACHING PARTS/TRACTOR SELECTION

1000	Attaching Parts 1023E, 1025R, 1026R Tractors (Mechanical Mower Lift)	In Base Price
1001	Attaching Parts 1023E, 1025R, 1026R Tractors (Hydraulic Mower Lift)	179.00
1010	Less Attaching Parts <i>PTO lift system not included. Only compatible with a tractor that already has a mower lift installed.</i>	-400.00

PTO CONNECTION

2000	Manual PTO Connection	In Base Price
2001	Auto PTO Coupler	247.00
2010	Less Drive Shaft	-182.00

ATTACHMENTS - ORDER AS DESIRED

	Spanish North American Kit: Spanish North American Operator's Manual and Decal Kit	No Charge
--	--	-----------

ATTACHMENTS FOR FIELD CONVERSION

	Miscellaneous: Attaching Parts 1023E, 1025R, 1026R Tractors (Hydraulic Mower Lift)	680.90
LVB26043	Attaching Parts 1023E, 1025R, 1026R Tractors (Hydraulic Mower Lift)	680.90
LVB26042	Attaching Parts 1023E, 1025R, 1026R Tractors (Mechanical Mower Lift)	471.90
	Mower Deck and Mower Deck Attachments: 60HC Mulch Kit <i>60D (for 1 Family Tractors) before SN 030001 is compatible with Mulch Kit TCB10953.</i>	238.61
BM23978		238.61

JOHN DEERE COMMERCIAL PRODUCTS
EQUIPMENT FOR COMPACT UTILITY TRACTORS

60D 7-Iron Mid Mount Side Discharge Mower (For 1023E, 1025R, 1026R Tractors)
Continued

CODE	ATTACHMENT IDENTIFIER	DESCRIPTION	SUGGESTED LIST PRICE USD (\$)
		ATTACHMENTS FOR FIELD CONVERSION Continued...	
	AM130907	Mower Deck Leveling Gauge	See Parts
	TCB10953	Mulch Kit (60 In. 7-Iron, 7-Iron II and 7-Iron PRO)	319.93
		PTO Connection:	
	LVB26045	Auto PTO Coupler	506.00
	LVB26044	Manual PTO Connection	214.50
		Spanish North American Kit:	
	LVB26020	North American Spanish Labels	14.99

JOHN DEERE COMMERCIAL PRODUCTS
EQUIPMENT FOR COMPACT UTILITY TRACTORS

72 In. Mid-Mount Side Discharge Mower (For 2032R, 2520, 2720, 4115 Tractors)
Equipment for Base Machine

72 In. Cutting Width Three Cutting Blades 9 Gauge Stamped Steel Deck Front and Rear Adjustable Gauge Wheels PTO Shaft Mower Lift: Steel Rods from Tractor Rockshaft	Quick Release Belt Shields Spring Loaded Front Gauge Wheels Anti-Scalp Rollers (3) Hinged Discharge Chute Greasable Spindles Front Lip Reinforcement Less Attaching Parts
--	---

CODE	ATTACHMENT IDENTIFIER	DESCRIPTION	SUGGESTED LIST PRICE USD (\$)
------	--------------------------	-------------	-------------------------------------

Select One Code From Each Required Category

BASE MACHINE

F.O.B. Davenport, Iowa

0040LV	72 In. Mid-Mount Side Discharge Mower (For 2032R, 2520, 2720, 4115 Tractors) <i>Tractors Must be Equipped with Front Attaching Support Kit. See Sales Manual for Front Attaching Support Requirements.</i>	3,220.00
--------	--	----------

ATTACHING PARTS/MOWER DECK LIFT

1000	Attaching Parts	583.00
1010	Less Attaching Parts	In Base Price

ATTACHMENTS - ORDER AS DESIRED

Spanish North American Kit:		
9430	Spanish North American Operator's Manual and Decal Kit	No Charge
European CE Kit:		
9300	European CE Version 72 In. Mid-Mount Side Discharge Mower <i>This Code Must be Ordered to Receive a 72 In. Mid-Mount Side Discharge Mower Which Meets CE Requirements for Decals.</i>	No Charge
Miscellaneous:		
9435	Swedish Operator's Manual	No Charge

ATTACHMENTS FOR FIELD CONVERSION

Miscellaneous:		
LVB25263	Attaching Parts	687.50
LVB25302	Front Attaching Support Kit <i>See Sales Manual for Front Attaching Support Requirements.</i>	59.91
Mower Deck and Mower Deck Attachments:		
BM18151	72 In. Tricycler Mulch Kit	359.70
LVB24962	Mower Height Latch Kit	160.60

Spanish North American Kit:

JOHN DEERE COMMERCIAL PRODUCTS
EQUIPMENT FOR COMPACT UTILITY TRACTORS

72 In. Mid-Mount Side Discharge Mower (For 2032R, 2520, 2720, 4115 Tractors)
Continued

CODE	ATTACHMENT IDENTIFIER	DESCRIPTION	SUGGESTED LIST PRICE USD (\$)
		ATTACHMENTS FOR FIELD CONVERSION Continued...	
	LVB26020	North American Spanish Labels	14.99
	LVB26017	North American Spanish OM	19.80

JOHN DEERE COMMERCIAL PRODUCTS
EQUIPMENT FOR COMPACT UTILITY TRACTORS

72D AutoConnect 7-Iron Mid-Mount Side Discharge Mower(For 3120-3720 Tractors)
Equipment for Base Machine

72 In. Cutting Width	Anti-Scalp Front Skid
Three Cutting Blades	Hinged Discharge Chute
7 Gauge Stamped Steel Deck	Greasable Spindles
Front and Rear Quick Release	Front Lip Reinforcement
Gauge Wheels with Memory	AutoConnect Mower Lift
Settings	Deck Lockup
PTO Shaft	
Quick Release Belt Shields	

CODE	ATTACHMENT IDENTIFIER	DESCRIPTION	SUGGESTED LIST PRICE USD (\$)
------	-----------------------	-------------	----------------------------------

Select One Code From Each Required Category

BASE MACHINE

F.O.B. Davenport, Iowa

7021LV	72D AutoConnect 7-Iron Mid-Mount Side Discharge Mower(For 3120-3720 Tractors) 3000 Twenty Tractors Equipped with PRT Transmission (SN ending in 910000 and above) are NOT compatible with Mid-Mount Mowers. 3120-3720 Tractors Require Mid PTO. Mower Deck is Not Compatible with R3 Turf Special or R1 Tires, See Sales Manual for Tire/Mower Clearance Chart. LVB25820 Front Three-Point/Mid Mount Brackets is Required if Tractor is also equipped with LVB24815 Front Three-Point Hitch with A-Frame (3120-3720 Tractors Only) and a Mid-Mount Mower. For Installation of Mid-Mount Mower on Cab Tractor, Must Order (1) LVA14927, (3) 19M7785, (1) 19M7788, (1) LVA15373 and (1) 34H311 Through Service Parts. See Sales Manual for 4310-4410 Requirements.	4,059.00
--------	---	----------

DESTINATION

0202	United States and Canada	In Base Price
0195	Mexico	Same Price

AUTOCONNECT MOWER LIFT

1000	AutoConnect Mower Lift (3120-3720) 3000 Twenty Tractors Equipped with PRT Transmission (SN ending in 910000 and above) are NOT compatible with Mid-Mount Mowers. Includes Mid Hydraulic Cylinder Lift Kit.	In Base Price
1010	Less AutoConnect Mower Lift	-1,213.00

ATTACHMENTS - ORDER AS DESIRED

9430	Spanish North American Operator's Manual and Decal Kit	No Charge
------	--	-----------

ATTACHMENTS FOR FIELD CONVERSION

LVB25084	Hydraulics: Third Selective Control Valve Kit For 4310-4410 Tractors, Requires Dual SCV.	316.80
LVB25506	Third Selective Control Valve Kit (Open Station Only)	278.30

JOHN DEERE COMMERCIAL PRODUCTS
EQUIPMENT FOR COMPACT UTILITY TRACTORS

72D AutoConnect 7-Iron Mid-Mount Side Discharge Mower(For 3120-3720 Tractors)

Continued

CODE	ATTACHMENT IDENTIFIER	DESCRIPTION	SUGGESTED LIST PRICE USD (\$)
		ATTACHMENTS FOR FIELD CONVERSION Continued...	
	LVB24845	Third Selective control Valve Kit (Cab Only) <i>For 3320-3720 Tractors. Includes Rear Mounted Couplers, Hydraulic Lines and SCV Lever.</i>	333.30
	BLV10079	Miscellaneous: AutoConnect Mower Lift Kit (3120-3720, 4310-4410) <i>3000 Twenty Tractors Equipped with PRT Transmission (SN ending in 910000 and above) are NOT compatible with Mid-Mount Mowers. Includes Mid Hydraulic Cylinder Lift Kit.</i>	1,412.40
	LVB25544	Bracket Kit <i>Required to Install 72D In. Mower on 4310-4410 Tractors Manufactured after January 2003. See Sales Manual for Specific Serial Numbers.</i>	56.10
	LVB25820	Front Three-Point Hitch/Mid Mount Brackets <i>Required for use with LVB24815 Front Three-Point Hitch with A-Frame (3120-3720 Tractors Only)and AutoConenct Mowers.</i>	166.10
	TCB10951	Mower Deck and Mower Deck Attachments: Mulch Kit (72 In. 7-Iron, 7-Iron II and 7-Iron PRO)	331.70

JOHN DEERE COMMERCIAL PRODUCTS
EQUIPMENT FOR COMPACT UTILITY TRACTORS

72 In. 7-Iron Mid-Mount Side Discharge Mower (For 4120-4720, 4500-4700, 4510-4710 Tractors)

Equipment for Base Machine

72 In. Cutting Width
Three Cutting Blades
7 Gauge Stamped Steel Deck
Front and Rear Adjustable
Gauge Wheels
Mowerlift: Steel Rods from
Tractor Rockshaft
Removable Belt Shields
Spring Loaded Front Gauge Wheels

Anti-Scalp Rollers (2)
Hinged Discharge Chute
Greaseable Spindles
Front Lip Reinforcement
Less Attaching Parts
Less PTO Shaft
Deck Lockup

CODE	ATTACHMENT IDENTIFIER	DESCRIPTION	SUGGESTED LIST PRICE USD (\$)
------	-----------------------	-------------	-------------------------------

Select One Code From Each Required Category

BASE MACHINE

F.O.B. Davenport, Iowa

0042LV	72 In. 7-Iron Mid-Mount Side Discharge Mower (For 4120-4720, 4500-4700, 4510-4710 Tractors) <i>4000 Twenty Tractors with SN ending in 916000 (OOS) and 946000 (CAB) and above are NOT compatible with Mid-Mount Mowers. Tractors Require Mid PTO. Mower Deck is Not Compatible with R3 Turf Special or R1 Tires, R4 Tires will Rub if Deck is Raised to Full Transport Height. See Sales Manual for Tire/Mower Clearance Chart. 4510-4710 Tractors Require LVU14258 Oil Filter when Installing 72 In. Mower to Prevent Contact Between the Oil Filter and Mower Lift System. 00 Series and 10 Series Tractors Require (2) M148759 Front Plates for Installation of Mower Deck.</i>	3,220.00
--------	---	----------

ATTACHING PARTS/MOWER DECK LIFT

1000	Attaching Parts <i>Includes PTO Shaft.</i>	1,255.00
1010	Less Attaching Parts	In Base Price

ATTACHMENTS - ORDER AS DESIRED

9430	Spanish North American Kit: Spanish North American Operator's Manual and Decal Kit	No Charge
9300	European CE Kit: European CE Version 72 In. Mid-Mount Side Discharge Mower <i>This Code Must be Ordered to Receive a 72 In. Mid-Mount Side Discharge Mower Which Meets CE Requirements for Decals.</i>	No Charge
9435	Miscellaneous: Swedish Operator's Manual	No Charge

ATTACHMENTS FOR FIELD CONVERSION

JOHN DEERE COMMERCIAL PRODUCTS
EQUIPMENT FOR COMPACT UTILITY TRACTORS

72 In. 7-Iron Mid-Mount Side Discharge Mower (For 4120-4720, 4500-4700, 4510-4710 Tractors)

Continued

CODE	ATTACHMENT IDENTIFIER	DESCRIPTION	SUGGESTED LIST PRICE USD (\$)
ATTACHMENTS FOR FIELD CONVERSION Continued...			
		Miscellaneous:	
	LVB25554	7-Iron Deck Attaching Parts and PTO Shaft <i>00 Series and 10 Series Tractors require (2) M148759 Front Plates for Installation of Mower Deck.</i>	1,479.50
	M148759	Front Plate	See Parts
	LVU14258	Oil Filter	See Parts
		Mower Deck and Mower Deck Attachments:	
	TCB10951	Mulch Kit (72 In. 7-Iron, 7-Iron II and 7-Iron PRO)	331.70
		Spanish North American Kit:	
	LVB26018	N. American Spanish OM	19.80
	LVB26020	North American Spanish Labels	14.99

JOHN DEERE COMMERCIAL PRODUCTS
EQUIPMENT FOR COMPACT UTILITY AND GARDEN TRACTORS

52 In. Quick-Hitch Rotary Broom (For X400/X500, HDGT's, X700's, 1023E, 1025R, 1026R, 2210, 2305, 2025R, 2032R, 2320, 2520, 2720, 4010, 4100, 4110, 4115 Tractors)
Equipment for Base Machine

52 In. Clearing Width "Straight"	Caster Wheels
48 In. Clearing Width "Angled"	Brush Head Height Adjustment
Storage Stands	Three Spare Driveshaft Shear
21 In. Diameter Polypropylene Brush	Bolts "Mounted to Shell"
Gearbox with 3:1 Reduction	Less Front Quick-Hitch
Heavy Duty No. 50 Chain Drive	Less Hydraulic Angling
(2) Adjustable Rear Mounting	Less Front PTO
	Less Implement Drive Shaft

CODE	ATTACHMENT IDENTIFIER	DESCRIPTION	SUGGESTED LIST PRICE USD (\$)
------	--------------------------	-------------	-------------------------------------

Select One Code From Each Required Category

BASE MACHINE

F.O.B. Davenport, Iowa

3880M	52 In. Quick-Hitch Rotary Broom (For X400/X500, HDGT's, X700's, 1023E, 1025R, 1026R, 2210, 2305, 2025R, 2032R, 2320, 2520, 2720, 4010, 4100, 4110, 4115 Tractors) <i>X700, X710, X465 and X475 Requires BM20761 Hydraulic Coupler Kit. See Sales Manual for Ballast Requirements.</i> <i>Not Compatible with BM17347, 425-455 Quick-Hitch Updated for Use on X400/X500 HDGT's and X700's with BM20979 Front-Hitch Angling Retro-Fit Kit.</i> <i>Compact Tractors Require Dual Selective Control Valve and Front Attaching Support Kit. See Sales Manual for Front Attaching Support Requirements.</i>	2,142.00
-------	--	----------

FRONT QUICK-HITCH

1000	Front Quick-Hitch and Hydraulic Lift (For X400/X500 HDGT's, X700's)	603.00
1001	Front Quick-Hitch and Hydraulic Lift (1023E, 1025R, 1026R)	688.00
1005	Front Quick-Hitch and Hydraulic Lift (2210, 2305)	641.00
1006	Front Quick-Hitch and Hydraulic Lift (2025R, 2032R, 2320, 2520, 2720, 4010, 4100, 4110, 4115)	688.00
1010	Less Front Quick-Hitch	In Base Price

HYDRAULIC ANGLING CYLINDER

2001	Hydraulic Angling (1023E, 1025R, 1026R)	187.00
2000	Hydraulic Angling (For X400/X500 HDGT's, X700's)	186.00
2005	Hydraulic Angling (2210, 2305)	187.00
2006	Hydraulic Angling (2025R, 2032R, 2320, 2520, 2720, 4010, 4100, 4110, 4115)	193.00
2010	Less Hydraulic Angling	In Base Price

JOHN DEERE COMMERCIAL PRODUCTS
EQUIPMENT FOR COMPACT UTILITY AND GARDEN TRACTORS

52 In. Quick-Hitch Rotary Broom (For X400/X500, HDGT's, X700's, 1023E, 1025R, 1026R, 2210, 2305, 2025R, 2032R, 2320, 2520, 2720, 4010, 4100, 4110, 4115 Tractors)

Continued

CODE	ATTACHMENT IDENTIFIER	DESCRIPTION	SUGGESTED LIST PRICE USD (\$)
HYDRAULIC ANGLING CYLINDER Continued...			
2000 RPM FRONT PTO KIT			
3000		2WD 2000 RPM Front PTO (X400 HDGT's, X700, X720, X724, X740, X744, X710, X730, X734, X750, X754)	231.00
3001		4WD 2000 RPM Front PTO (X500 HDGT's, X728, X729, X748, X749, X738, X739, X758) <i>For European RII Homologation Tractors, also order BM20978 Front PTO Shield. Required to Meet Homologation Standards. Not Required for CE.</i>	245.00
3003		2000 RPM Front PTO (4100 and 4110)	254.00
3004		2000 RPM Front PTO (4010 and 4115)	254.00
3005		2000 RPM Front PTO (2210, 2305)	268.00
3006		2000 RPM Front PTO (2025R, 2320)	249.00
3007		2000 RPM Front PTO (2032R, 2520, 2720)	249.00
3009		2000 RPM Front PTO (1023E, 1025R, 1026R) <i>For tractors with RIO. Serial numbers starting: 1023E - 1LV1023ETCH210309 1026R - 1LV1026RHCH210658 1026R Tractor Loader Backhoe - 1LV1026RECH210659 Fits all 1025R Tractors</i>	322.00
3010		Less 2000 RPM Front PTO	In Base Price
IMPLEMENT DRIVE SHAFT			
4000		Implement Drive Shaft (X400/X500 HDGT's, X700's, 1023E, 1025R, 1026R, 2210, 2305)	245.00
4001		European RII Implement Drive Shaft <i>Includes Shielding for CE, Supplemental CE Labels, FIGS OM. for X400/X500 HDGT's and X700's.</i>	290.00
4002		Implement Drive Shaft (2025R, 2032R, 2320, 2520, 2720, 4010, 4100, 4110, 4115)	255.00
4010		Less Implement Drive Shaft	In Base Price
ATTACHMENTS FOR FIELD CONVERSION			
LVB26047		Front Hitch: Front Quick-Hitch and Hydraulic Lift (1023E, 1025R, 1026R)	788.59
LVB24898		Front Quick-Hitch and Hydraulic Lift (2025R, 2032R, 2320 - 2720) <i>Fits also 4010, 4100, 4110 and 4115 Tractors for 47SB only.</i>	788.59
BM20921		Front Quick-Hitch and Hydraulic Lift (2305) <i>Fits also 2210 Tractors (for 47SB only).</i>	736.16

JOHN DEERE COMMERCIAL PRODUCTS
EQUIPMENT FOR COMPACT UTILITY AND GARDEN TRACTORS

52 In. Quick-Hitch Rotary Broom (For X400/X500, HDGT's, X700's, 1023E, 1025R, 1026R, 2210, 2305, 2025R, 2032R, 2320, 2520, 2720, 4010, 4100, 4110, 4115 Tractors)

Continued

CODE	ATTACHMENT IDENTIFIER	DESCRIPTION	SUGGESTED LIST PRICE USD (\$)
		ATTACHMENTS FOR FIELD CONVERSION Continued...	
BM19782		Front Quick-Hitch and Hydraulic Lift (X400/X500 HDGT's, X700's) <i>Also Order BM20837, Angling Cylinder to Hydraulically Angle the Front Hitch.</i>	692.29
BLV10051		Front PTO: 2000 RPM Front PTO (1023E, 1025R, 1026R) <i>For tractors with RIO. Serial numbers starting:</i> <i>1023E - 1LV1023ETCH210309</i> <i>1026R - 1LV1026RHCH210658</i> <i>1026R Tractor Loader Backhoe - 1LV1026RECH210659</i> <i>Fits all 1025R Tractors</i>	369.16
LVB24801		2000 RPM Front PTO (2025R, 2032R, 2520, 2720, 3120-3720)	285.69
LVB24900		2000 RPM Front PTO (2025R, 2320)	285.69
LVB25966		2000 RPM Front PTO (2210, 2305)	306.01
BM18695		2000 RPM Front PTO (4100, 4110)	291.04
LVB25305		2000 RPM Front PTO Kit (4010, 4115)	291.04
BM24361		2000 RPM Mid-to-Front PTO Kit, 2WD (X400 HDGT's, X700's) <i>For Homologation Tractors, also Order BM20966 Front PTO Shield. Required to Meet Homologation Standards. Not Required for CE.</i>	298.53
BM20991		2000 RPM Mid-to-Front PTO Kit, 2WD (X400 HDGT's, X700, X720, X724, X740, X744) <i>For European RII Homologation Tractors, also Order BM20966 Front PTO Shield. Required to Meet Homologation Standards. Not Required for CE.</i>	264.29
BM24362		4WD 2000 RPM Front PTO (X500 HDGT's, X700's) <i>For European RII Homologation Tractors, also Order BM20978 Front PTO Shield. Required to Meet Homologation Standards. Not Required for CE.</i>	298.53
BM22560		4WD 2000 RPM Front PTO (X500 HDGT's, X728, X729, X748, X749) <i>For European RII Homologation Tractors, also Order BM20978 Front PTO Shield. Required to Meet Homologation Standards. Not Required for CE.</i>	281.41
BM20978		Front PTO Shield <i>For BM20382 (4WD) 2000 RPM Front PTO when used on X595 or X748. Required to Meet Homologation Standards. Not Required for CE.</i>	139.10
BM20966		Front PTO Shield Kit <i>For BM20991 (2WD) 2000 RPM Front PTO when used on X495 or X740. Required to Meet Homologation Standards. Not Required for CE.</i>	97.37
LVB26108		Hydraulics: Hydraulic Angling (1023E, 1025R, 1026R)	215.07
LVB24901		Hydraulic Angling (2025R, 2032R, 2320, 2520, 2720, 4010, 4100, 4110, 4115)	220.41
BM20837		Hydraulic Angling (X400/X500 HDGT's, X700's) <i>For BM19782 Front Quick Hitch</i>	212.93

JOHN DEERE COMMERCIAL PRODUCTS
EQUIPMENT FOR COMPACT UTILITY AND GARDEN TRACTORS

52 In. Quick-Hitch Rotary Broom (For X400/X500, HDGT's, X700's, 1023E, 1025R, 1026R, 2210, 2305, 2025R, 2032R, 2320, 2520, 2720, 4010, 4100, 4110, 4115 Tractors)

Continued

CODE	ATTACHMENT IDENTIFIER	DESCRIPTION	SUGGESTED LIST PRICE USD (\$)
		ATTACHMENTS FOR FIELD CONVERSION Continued...	
	BM20922	Hydraulic Angling Kit (2210, 2305)	215.07
	BM20761	Hydraulic Coupler Kit <i>Required on X700, X465, X475 and 425 Tractors.</i>	54.57
		Miscellaneous:	
	BM20714	Click-N-Go Bracket (X400/X500 HDGT's, X700's)	112.36
	BM21777	Deflector Kit for 52 Broom	60.99
	LVB25302	Front Attaching Support Kit <i>For 2520, 2720, 4100, 4110, 4115 Tractors. See Sales Manual for Front Attaching Support Requirements.</i>	59.91
	LVB26046	Front Attaching Support Kit (1023E, 1025R, 1026R) <i>See Sales Manual for Front Attaching Support Requirements.</i>	67.41
	LVB24895	Front Attaching Support Kit (2025R, 2320) <i>See Sales Manual for Front Attaching Support Requirements.</i>	82.39
	LVB25396	Front Attaching Support Kit (2305) <i>Fits also 2210 Tractors (for 47SB only.) See Sales Manual for Front Attaching Support Requirements.</i>	59.91
	LVB24899	Front Hitch/Mid-Mount Mower Combo Bracket (2025R, 2032R, 2320-2720) <i>Compatible with 4115 Tractor also. Required for Tool Free Change Between 54D or 62D OnRamp Mid-Mount Mower and Quik-Tatch Front Hitch (2025R, 2032R, 2320, 2520, 2720, 4115).</i>	127.33
	BM20753	Front Light Kit <i>For X400/X500 HDGT and X700 Series Garden Tractors.</i>	207.59
	BM20836	Implement Drive Shaft (2025R, 2032R, 2320, 2520, 2720, 4010, 4100, 4110, 4115)	293.19
	BM21854	Implement Drive Shaft for Rotary Brooms (X400/X500 HDGT's, X700's, 425-455, 1023E, 1025R, 1026R, 2210, 2305)	281.41
	BM21853	Thatching Wheel Kit for 52 Broom	263.21
	TY25326	Tire Chains for 26x10.50-12 Turf Drive Tires <i>For X400 All Wheel Steer Tractors with Standard 26x10.5-12 In Tires.</i>	See Parts
	BM22725	Wheel Spacer Kit <i>For all Wheel Steer Tractors when Installing TY15956 Chains.</i>	157.29
		Seats / Wheels / Tires:	
	TY15958	Tire Chains (Pair) for 26x12-12 Tires	See Parts
		Weights:	
	BM20715	Ballast Box (Click-N-Go) (X400/X500 HDGT's, X700's) <i>Requires BM20714 Click-N-Go Bracket.</i>	283.56
	R66949	Quik-Tatch Weight, 42 Lb.	62.06
	BM20779	Rear Click-N-Go Weight Bracket (X400/X500 HDGT's, X700's) <i>Requires BM20714 Click-N-Go Bracket.</i>	156.21

JOHN DEERE COMMERCIAL PRODUCTS
EQUIPMENT FOR COMPACT UTILITY AND GARDEN TRACTORS

52 In. Quick-Hitch Rotary Broom (For X400/X500, HDGT's, X700's, 1023E, 1025R, 1026R, 2210, 2305, 2025R, 2032R, 2320, 2520, 2720, 4010, 4100, 4110, 4115 Tractors)

Continued

JOHN DEERE COMMERCIAL PRODUCTS
EQUIPMENT FOR COMPACT UTILITY AND GARDEN TRACTORS

60 In. Heavy-Duty Rotary Broom (For X400/X500 HDGT's, X700's, 1023E, 1025R, 1026R, 2305, 2025R, 2032R, 2320, 2520, 2720, 3120-3720, 2210, 4010 Thru 4400-4410 Tractors)

Equipment for Base Machine

57 In. Clearing Width "Straight"	Broom Head Float
50 In. Clearing Width "Angled"	Four Spare Driveshaft Shear
Storage Stands	Bolts Two Sizes, "Mounted to
26 In. Diameter Polypropylene	Shell"
Brush	Less Mounting Frame
Gearbox with 3:1 Reduction	Less Front Quick-Hitch
Chain and Sprocket Final Drive	Less Front PTO
(2) Adjustable Rear Mounted	Less Implement Drive Shaft
Caster Wheels	

CODE	ATTACHMENT IDENTIFIER	DESCRIPTION	SUGGESTED LIST PRICE USD (\$)
------	-----------------------	-------------	-------------------------------

Select One Code From Each Required Category

BASE MACHINE

F.O.B. Davenport, Iowa

3790M	60 In. Heavy-Duty Rotary Broom (For X400/X500 HDGT's, X700's, 1023E, 1025R, 1026R, 2305, 2025R, 2032R, 2320, 2520, 2720, 3120-3720, 2210, 4010 Thru 4400-4410 Tractors) <i>X710, X465 and X475 Tractors Require BM20761 Hydraulic Coupler Kit.</i> <i>Not Compatible with BM17347, 400 Series Quick Hitch.</i> <i>Compact Tractors Require Dual Selective Control Valve and Mid PTO. Small Chassis Compact Tractors also Require Front Attaching Support Kit. See Sales Manual for Front Attaching Support Requirements. 3120-3720 Tractors with Mid-Mount Mowers for use with Front Three-Point Hitch with A-Frame require LVB25820 (AutoConnect decks) or LVB24810 (old 7-Iron decks).</i>	3,279.00
-------	---	----------

MOUNTING FRAME

1000	Mounting Frame (X400/X500 HDGT's, X700's, 1023E, 1025R, 1026R, 2210, 2305, 2025R, 2032R, 2320, 2520, 2720, 4010, 4100, 4110, 4115)	385.00
1001	Mounting Frame with Drive Shaft and Hydraulic Angling (4200-4400 and 4210-4410)	1,182.00
1002	Mounting Frame with Drive Shaft and Hydraulic Angling (3120-3720)	802.00
1010	Less Mounting Frame	In Base Price

FRONT QUICK-HITCH / HYDRAULIC LIFT

2000	Front Quick-Hitch and Hydraulic Lift (X400/X500 HDGT's, X700's)	603.00
2002	Front Quick-Hitch and Hydraulic Lift (4210-4410)	725.00
2003	Front Quick-Hitch and Hydraulic Lift (4200-4400) <i>Availability Limited to Dealer Inventory.</i>	725.00
2004	Front Quick-Hitch and Hydraulic Lift (2210, 2305)	641.00

JOHN DEERE COMMERCIAL PRODUCTS
EQUIPMENT FOR COMPACT UTILITY AND GARDEN TRACTORS

60 In. Heavy-Duty Rotary Broom (For X400/X500 HDGT's, X700's, 1023E, 1025R, 1026R, 2305, 2025R, 2032R, 2320, 2520, 2720, 3120-3720, 2210, 4010 Thru 4400-4410 Tractors)

Continued

CODE	ATTACHMENT IDENTIFIER	DESCRIPTION	SUGGESTED LIST PRICE USD (\$)
FRONT QUICK-HITCH / HYDRAULIC LIFT Continued...			
2005		Front Quick-Hitch and Hydraulic Lift (2025R, 2032R, 2320, 2520, 2720, 4010, 4100, 4110, 4115)	688.00
2006		Front Three-Point Hitch with A-Frame Quick Attach System (3120-3720)	1,242.00
2007		Front Quick-Hitch and Hydraulic Lift (1023E, 1025R, 1026R)	688.00
2010		Less Front Quick-Hitch and Hydraulic Lift	In Base Price
HYDRAULIC ANGLING			
<i>Hydraulic Angling for 3120-3720, 4200-4400 and 4210-4410 Tractors are Included in Code 1001/1002.</i>			
3000		Hydraulic Angling (X400/X500 HDGT's, X700's)	186.00
3002		Hydraulic Angling Kit (2210, 2305)	187.00
3003		Hydraulic Angling (2025R, 2032R, 2320, 2520, 2720, 4010, 4100, 4110, 4115)	193.00
3004		Hydraulic Angling (1023E, 1025R, 1026R)	187.00
3010		Less Hydraulic Angling	In Base Price
2000 RPM FRONT PTO KIT			
4000		2WD Front PTO (X400 HDGT's, X700, X720, X724, X740, X744, X710, X730, X734, X750, X754)	231.00
4001		4WD Front PTO (X500 HDGT's, X728, X729, X748, X749, X738, X739, X758)	245.00
4002		2000 RPM Front PTO Kit (4100, 4110)	254.00
4003		2000 RPM Front PTO Kit (4010, 4115)	254.00
4004		2000 RPM Front PTO Kit (4200-4400, 4210-4410)	214.00
4005		2000 RPM Front PTO Kit (2210, 2305)	268.00
4006		2000 RPM Front PTO Kit (2025R, 2320)	249.00
4007		2000 RPM Front PTO Kit (2032R, 2520, 2720, 3120-3720)	249.00
4008		2000 RPM Front PTO (1023E, 1026R) <i>For tractors without RIO.Serial numbers before:</i> 1023E - 1LV1023ETCH210309 1026R - 1LV1026RHCH210658 1026R Tractor Loader Backhoe - 1LV1026RECH210659	268.00
4009		2000 RPM Front PTO (1023E, 1025R, 1026R) <i>For tractors with RIO.Serial numbers starting:</i> 1023E - 1LV1023ETCH210309 1026R - 1LV1026RHCH210658 1026R Tractor Loader Backhoe - 1LV1026RECH210659 Fits all 1025R Tractors	322.00

JOHN DEERE COMMERCIAL PRODUCTS
EQUIPMENT FOR COMPACT UTILITY AND GARDEN TRACTORS

60 In. Heavy-Duty Rotary Broom (For X400/X500 HDGT's, X700's, 1023E, 1025R, 1026R, 2305, 2025R, 2032R, 2320, 2520, 2720, 3120-3720, 2210, 4010 Thru 4400-4410 Tractors)

Continued

CODE	ATTACHMENT IDENTIFIER	DESCRIPTION	SUGGESTED LIST PRICE USD (\$)
2000 RPM FRONT PTO KIT Continued...			
4010		Less 2000 RPM Front PTO Kit	In Base Price
IMPLEMENT DRIVE SHAFT			
<i>Drive Shaft for 3120-3720, 4200-4400 and 4210-4410 Tractors are Included in Code 1001/1002.</i>			
5001		Implement Drive Shaft (2025R, 2032R, 2320, 2520, 2720, 4010, 4100, 4110, 4115)	255.00
5003		Implement Drive Shaft (X400/X500 HDGT's, X700's, 1023E, 1025R, 1026R, 2210, 2305)	245.00
5010		Less Implement Drive Shaft	In Base Price
ATTACHMENTS FOR FIELD CONVERSION			
Front Hitch:			
LVB24797		A-Frame Quick Attach System (3120-3720)	190.46
LVB26047		Front Quick-Hitch and Hydraulic Lift (1023E, 1025R, 1026R)	788.59
LVB24898		Front Quick-Hitch and Hydraulic Lift (2025R, 2032R, 2320 - 2720) <i>Fits also 4010, 4100, 4110 and 4115 Tractors for 47SB only.</i>	788.59
BM20921		Front Quick-Hitch and Hydraulic Lift (2305) <i>Fits also 2210 Tractors (for 47SB only).</i>	736.16
LVB25306		Front Quick-Hitch and Hydraulic Lift (4210-4410)	830.31
BM19782		Front Quick-Hitch and Hydraulic Lift (X400/X500 HDGT's, X700's)	692.29
LVB25878		Front Three-Point Hitch (3120-3720)	1,248.69
LVB24815		Front Three-Point Hitch with A-Frame Quick Attach System (3120-3720) <i>Consists of (1) LVB24797, (1) LVB25759, (1) LVB25878.</i>	See Parts
Front PTO:			
BLV10051		2000 RPM Front PTO (1023E, 1025R, 1026R) <i>For tractors with RIO. Serial numbers starting: 1023E - 1LV1023ETCH210309 1026R - 1LV1026RHCH210658 1026R Tractor Loader Backhoe - 1LV1026RECH210659 Fits all 1025R Tractors</i>	369.16
LVB24801		2000 RPM Front PTO (2025R, 2032R, 2520, 2720, 3120-3720)	285.69
LVB24900		2000 RPM Front PTO (2025R, 2320)	285.69
LVB25966		2000 RPM Front PTO (2210, 2305)	306.01
BM18695		2000 RPM Front PTO (4100, 4110)	291.04
BM19576		2000 RPM Front PTO (4200-4400, 4210-4410)	245.03
LVB25305		2000 RPM Front PTO Kit (4010, 4115)	291.04

JOHN DEERE COMMERCIAL PRODUCTS
EQUIPMENT FOR COMPACT UTILITY AND GARDEN TRACTORS

60 In. Heavy-Duty Rotary Broom (For X400/X500 HDGT's, X700's, 1023E, 1025R, 1026R, 2305, 2025R, 2032R, 2320, 2520, 2720, 3120-3720, 2210, 4010 Thru 4400-4410 Tractors)

Continued

CODE	ATTACHMENT IDENTIFIER	DESCRIPTION	SUGGESTED LIST PRICE USD (\$)
		ATTACHMENTS FOR FIELD CONVERSION Continued...	
	BM24361	2000 RPM Mid-to-Front PTO Kit, 2WD (X400 HDGT's, X700's) <i>For Homologation Tractors, also Order BM20966 Front PTO Shield. Required to Meet Homologation Standards. Not Required for CE.</i>	298.53
	BM20991	2000 RPM Mid-to-Front PTO Kit, 2WD (X400 HDGT's, X700, X720, X724, X740, X744) <i>For European RII Homologation Tractors, also Order BM20966 Front PTO Shield. Required to Meet Homologation Standards. Not Required for CE.</i>	264.29
	BM24362	4WD 2000 RPM Front PTO (X500 HDGT's, X700's)	298.53
	BM22560	4WD 2000 RPM Front PTO (X500 HDGT's, X728, X729, X748, X749) <i>For European RII Homologation Tractors, also Order BM20978 Front PTO Shield. Required to Meet Homologation Standards. Not Required for CE.</i>	281.41
	LVB25759	Front PTO Bracket (3120-3720)	82.39
		Hydraulics:	
	LVB26108	Hydraulic Angling (1023E, 1025R, 1026R)	215.07
	LVB24901	Hydraulic Angling (2025R, 2032R, 2320, 2520, 2720, 4010, 4100, 4110, 4115)	220.41
	BM20837	Hydraulic Angling (X400/X500 HDGT's, X700's)	212.93
	BM20922	Hydraulic Angling Kit (2210, 2305)	215.07
	BM20761	Hydraulic Coupler Kit <i>Required on X700, X465, X475 and 425 Tractors.</i>	54.57
		Miscellaneous:	
	BM20706	19.25x12.5x6.5 Heavy Duty Wheel Kit	361.66
	BM20714	Click-N-Go Bracket (X400/X500 HDGT's, X700's)	112.36
	BM19805	Debris Deflector	408.74
	LVB25302	Front Attaching Support Kit <i>For 2520, 2720, 4100, 4110, 4115 Tractors. See Sales Manual for Front Attaching Support Requirements.</i>	59.91
	LVB26046	Front Attaching Support Kit (1023E, 1025R, 1026R) <i>See Sales Manual for Front Attaching Support Requirements.</i>	67.41
	LVB24895	Front Attaching Support Kit (2025R, 2320) <i>See Sales Manual for Front Attaching Support Requirements.</i>	82.39
	LVB25396	Front Attaching Support Kit (2305) <i>Fits also 2210 Tractors (for 47SB only.) See Sales Manual for Front Attaching Support Requirements.</i>	59.91
	LVB24899	Front Hitch/Mid-Mount Mower Combo Bracket (2025R, 2032R, 2320-2720) <i>Compatible with 4115 Tractor also. Required for Tool Free Change Between 54D or 62D OnRamp Mid-Mount Mower and Quik-Tatch Front Hitch (2025R, 2032R, 2320, 2520, 2720, 4115).</i>	127.33

JOHN DEERE COMMERCIAL PRODUCTS
EQUIPMENT FOR COMPACT UTILITY AND GARDEN TRACTORS

60 In. Heavy-Duty Rotary Broom (For X400/X500 HDGT's, X700's, 1023E, 1025R, 1026R, 2305, 2025R, 2032R, 2320, 2520, 2720, 3120-3720, 2210, 4010 Thru 4400-4410 Tractors)

Continued

CODE	ATTACHMENT IDENTIFIER	DESCRIPTION	SUGGESTED LIST PRICE USD (\$)
		ATTACHMENTS FOR FIELD CONVERSION Continued...	
	BM20753	Front Light Kit <i>For X400/X500 HDGT and X700 Series Garden Tractors.</i>	207.59
	LVB25820	Front Three-Point Hitch/Mid Mount Brackets <i>Required for use with LVB24815 Front Three-Point Hitch with A-Frame (3120-3720 Tractors Only) and AutoConnect Mowers.</i>	166.10
	LVB24810	Front Three-Point Hitch/Mid Mount Mower Draft Arms	228.99
	BM20836	Implement Drive Shaft (2025R, 2032R, 2320, 2520, 2720, 4010, 4100, 4110, 4115)	293.19
	LVB24956	Implement Drive Shaft (3120-3720)	169.06
	BM21854	Implement Drive Shaft for Rotary Brooms (X400/X500 HDGT's, X700's, 425-455, 1023E, 1025R, 1026R, 2210, 2305)	281.41
	BM20626	Mounting Frame (X400/X500 HDGT's, X700's, 1023E, 1025R, 1026R, 2210, 2305, 2025R, 2032R, 2320, 2520, 2720, 4010, 4100, 4110, 4115)	440.84
	LVB25879	Mounting Frame and Hydraulic Angling (3120-3720)	761.84
	BM19804	Mounting Frame with Drive Shaft and Hydraulic Angling (4200-4400, 4210-4410)	1,355.69
	AM128682	Wafers, Polypropylene Bristle (Pack of 16)	See Parts
	AM128683	Wafers, Steel Bristle (Pack of 16)	See Parts
		Weights:	
	BM17972	50 Lb. Cast Iron Wheel Weight (1)	128.40
	BM17976	50 Lb. Wheel Weight, Rear Plastic (1) with Mounting Hardware	66.34
	BM17973	72 Lb. Cast Iron Starter Wheel Weight (1)	181.90
	BM20715	Ballast Box (Click-N-Go) (X400/X500 HDGT's, X700's) <i>Requires BM20714 Click-N-Go Bracket.</i>	283.56
	BM18101	Mounting Hardware (1) for Attaching 72 Lb. Starter Weight and (2) 50 Lb. Cast Iron Weights on 26 In. Tire	28.89
	BM18089	Mounting Hardware (1) for Attaching 72 Lb. Starter Weight on 26x12-12 Tire	21.40
	BM17977	Mounting Hardware (1) for Attaching Two 50 lb. Weights to 23 In., 24 In. or 26 In. Tires <i>Two Wheel Steer only.</i>	20.33
	BM18094	Mounting Hardware (1), for Attaching 1 Wheel Weight. 4-Wheel Steer Only.	21.40
	R66949	Quik-Tatch Weight, 42 Lb.	62.06
	BM20779	Rear Click-N-Go Weight Bracket (X400/X500 HDGT's, X700's) <i>Requires BM20714 Click-N-Go Bracket.</i>	156.21

JOHN DEERE COMMERCIAL PRODUCTS
EQUIPMENT FOR COMPACT UTILITY AND GARDEN TRACTORS

**60 In. Heavy-Duty Rotary Broom (For X400/X500 HDGT's, X700's, 1023E, 1025R,
1026R, 2305, 2025R, 2032R, 2320, 2520, 2720, 3120-3720, 2210, 4010 Thru 4400-4410
Tractors)**

Continued

CODE	ATTACHMENT IDENTIFIER	DESCRIPTION	SUGGESTED LIST PRICE USD (\$)
		ATTACHMENTS FOR FIELD CONVERSION Continued...	
	BM17964	Wheel Weight (Cast Iron, Front, 30 Lb. 8 In.)	101.66
	BM17978	Wheel Weight Mounting Hardware (1) for Attaching Front Wheel Weight	10.70

JOHN DEERE COMMERCIAL PRODUCTS
EQUIPMENT FOR COMPACT UTILITY AND GARDEN TRACTORS

47 In. Quick-Hitch Two-Stage Snow Blower (X400/X500 HDGT's, X700's, 425-455, 1023E, 1025R, 1026R, 2210, 2305, 2025R, 2032R, 2320, 2520, 2720, 4010, 4100, 4110, 4115 Tractors)

Equipment for Base Machine

Hydraulic Discharge Chute	Wear Plates
Rotation 100 Degrees Right and Left	Reversible and Replaceable Scraper Blade
47 In. Clearing Width "Straight"	Four Extra Shear Bolts
15.5 In. Diameter Impeller	"Shell Mounted"
16 In. Diameter Auger	Hydraulic Chute Angling
Shear Bolt Protection	Less Front Quick-Hitch
Adjustable Spout Cap Deflector	Less Front PTO
Two-Stage Design	Less Implement Drive and Upstop

CODE	ATTACHMENT IDENTIFIER	DESCRIPTION	SUGGESTED LIST PRICE USD (\$)
------	-----------------------	-------------	-------------------------------

Select One Code From Each Required Category

BASE MACHINE

F.O.B. Davenport, Iowa

1473M	47 In. Quick-Hitch Two-Stage Snow Blower (X400/X500 HDGT's, X700's, 425-455, 1023E, 1025R, 1026R, 2210, 2305, 2025R, 2032R, 2320, 2520, 2720, 4010, 4100, 4110, 4115 Tractors) <i>BM20761 Hydraulic Coupler Kit Required on X700, X465, X475 and 425 Tractors.</i> <i>Compact Tractors Require Dual Selective Control Valve and Front Attaching Support Kit. See Sales Manual for Front Attaching Support Requirements.</i> <i>See Sales Manual for Ballast requirements.</i>	2,130.00
-------	--	----------

FRONT QUICK-HITCH

2000	Front Quick-Hitch and Hydraulic Lift (425, 445, 455)	625.00
2005	Front Quick-Hitch and Hydraulic Lift (For X400/X500 HDGT's, X700's)	603.00
2006	Front Quick-Hitch and Hydraulic Lift (2210, 2305)	641.00
2007	Front Quick-Hitch and Hydraulic Lift (2025R, 2032R, 2320, 2520, 2720, 4010, 4100, 4110, 4115)	688.00
2008	Front Quick-Hitch and Hydraulic Lift (1023E, 1025R, 1026R) <i>Also requires LVB26046, Front Attaching Support (1023E, 1025R, 1026R).</i>	688.00
2010	Less Front Quick-Hitch	In Base Price

2000 RPM FRONT PTO KIT

3000	2000 RPM Front PTO (425, 445, 455)	231.00
3003	2000 RPM Front PTO (4100, 4110)	254.00
3004	2WD 2000 RPM Front PTO (X400 HDGT's, X700, X720, X724, X740, X744, X710, X730, X734, X750, X754)	231.00
3005	4WD 2000 RPM Front PTO (X500 HDGT's, X728, X729, X748, X749)	245.00

JOHN DEERE COMMERCIAL PRODUCTS
EQUIPMENT FOR COMPACT UTILITY AND GARDEN TRACTORS

**47 In. Quick-Hitch Two-Stage Snow Blower (X400/X500 HDGT's, X700's, 425-455,
1023E, 1025R, 1026R, 2210, 2305, 2025R, 2032R, 2320, 2520, 2720, 4010, 4100, 4110,
4115 Tractors)**

Continued

CODE	ATTACHMENT IDENTIFIER	DESCRIPTION	SUGGESTED LIST PRICE USD (\$)
2000 RPM FRONT PTO KIT Continued...			
3006		2000 RPM Front PTO (4010, 4115)	254.00
3007		2000 RPM Front PTO (2210, 2305)	268.00
3008		2000 RPM Front PTO Kit (2025R, 2320)	249.00
3009		2000 RPM Front PTO (2032R, 2520, 2720)	249.00
3010		Less Power Take Off	In Base Price
3012		2000 RPM Front PTO (1023E, 1025R, 1026R)	322.00
IMPLEMENT DRIVE AND UPSTOP			
4000		Implement Drive and Upstop (425, 445, 455)	217.00
4003		Implement Drive and Upstop (For X400/X500 HDGT's, X700's)	217.00
4005		Implement Drive and Upstop (2025R, 2032R, 2320, 2520, 2720, 4010, 4100, 4110, 4115)	362.00
4006		Implement Drive and Upstop (2210, 2305)	413.00
4007		Implement Drive and Upstop (1023E, 1025R, 1026R)	413.00
4010		Less Implement Drive and Upstop	In Base Price
ATTACHMENTS FOR FIELD CONVERSION			
Front Hitch:			
LVB26047		Front Quick-Hitch and Hydraulic Lift (1023E, 1025R, 1026R)	788.59
LVB24898		Front Quick-Hitch and Hydraulic Lift (2025R, 2032R, 2320 - 2720) <i>Fits also 4010, 4100, 4110 and 4115 Tractors for 47SB only.</i>	788.59
BM20921		Front Quick-Hitch and Hydraulic Lift (2305) <i>Fits also 2210 Tractors (for 47SB only).</i>	736.16
BM17347		Front Quick-Hitch and Hydraulic Lift (415, 425, 445, 455)	715.83
BM19782		Front Quick-Hitch and Hydraulic Lift (X400/X500 HDGT's, X700's)	692.29
Front PTO:			
BLV10051		2000 RPM Front PTO (1023E, 1025R, 1026R)	369.16
LVB24801		2000 RPM Front PTO (2025R, 2032R, 2520, 2720, 3120-3720)	285.69
LVB24900		2000 RPM Front PTO (2025R, 2320)	285.69
LVB25966		2000 RPM Front PTO (2210, 2305)	306.01
BM18695		2000 RPM Front PTO (4100, 4110)	291.04

JOHN DEERE COMMERCIAL PRODUCTS
EQUIPMENT FOR COMPACT UTILITY AND GARDEN TRACTORS

**47 In. Quick-Hitch Two-Stage Snow Blower (X400/X500 HDGT's, X700's, 425-455,
1023E, 1025R, 1026R, 2210, 2305, 2025R, 2032R, 2320, 2520, 2720, 4010, 4100, 4110,
4115 Tractors)**

Continued

CODE	ATTACHMENT IDENTIFIER	DESCRIPTION	SUGGESTED LIST PRICE USD (\$)
		ATTACHMENTS FOR FIELD CONVERSION Continued...	
	BM17330	2000 RPM Front PTO (415, 425, 445, 455) <i>European Region II 455 Requires BM17861.</i>	264.29
	LVB25305	2000 RPM Front PTO Kit (4010, 4115)	291.04
	BM24361	2000 RPM Mid-to-Front PTO Kit, 2WD (X400 HDGT's, X700's) <i>For Homologation Tractors, also Order BM20966 Front PTO Shield. Required to Meet Homologation Standards. Not Required for CE.</i>	298.53
	BM20991	2000 RPM Mid-to-Front PTO Kit, 2WD (X400 HDGT's, X700, X720, X724, X740, X744) <i>For Homologation Tractors, also Order BM20966 Front PTO Shield. Required to Meet Homologation Standards. Not Required for CE.</i>	264.29
	BM24362	4WD 2000 RPM Front PTO (X500 HDGT's, X700's) <i>For European RII Homologation Tractors, also Order BM20978 Front PTO Shield. Required to Meet Homologation Standards. Not Required for CE.</i>	298.53
	BM22560	4WD 2000 RPM Front PTO (X500 HDGT's, X728, X729, X748, X749) <i>For European RII Homologation Tractors, also Order BM20978 Front PTO Shield. Required to Meet Homologation Standards. Not Required for CE.</i>	281.41
	BM20761	Hydraulics: Hydraulic Coupler Kit <i>Required on X700, X465, X475 and 425 Tractors.</i>	54.57
	BM20896	Hydraulic Retro Kit <i>Required to fit a Customer's 425, 445 and 455 Snow Blower or Snow Thrower on a New X400/X500 HDGT or X700 Series Tractor.</i>	28.89
	BM20714	Miscellaneous: Click-N-Go Bracket (X400/X500 HDGT's, X700's)	112.36
	M88984	Drift Blade	See Parts
	LVB25302	Front Attaching Support Kit <i>For 2520, 2720, 4100, 4110, 4115 Tractors. See Sales Manual for Front Attaching Support Requirements.</i>	59.91
	LVB26046	Front Attaching Support Kit (1023E, 1025R, 1026R) <i>See Sales Manual for Front Attaching Support Requirements.</i>	67.41
	LVB24895	Front Attaching Support Kit (2025R, 2320) <i>2025R, 2320 Tractors with 200X or 200CX Hood Guard Require Attaching Support Kit.</i>	82.39
	LVB25396	Front Attaching Support Kit (2305) <i>Fits also 2210 Tractors (for 47SB only.) See Sales Manual for Front Attaching Support Requirements.</i>	59.91
	LVB24899	Front Hitch/Mid-Mount Mower Combo Bracket (2025R, 2032R, 2320-2720) <i>Compatible with 4115 Tractor also. Required for Tool Free Change Between 54D or 62D OnRamp Mid-Mount Mower and Quik-Tatch Front Hitch (2025R, 2032R, 2320, 2520, 2720, 4115).</i>	127.33

JOHN DEERE COMMERCIAL PRODUCTS
EQUIPMENT FOR COMPACT UTILITY AND GARDEN TRACTORS

**47 In. Quick-Hitch Two-Stage Snow Blower (X400/X500 HDGT's, X700's, 425-455,
1023E, 1025R, 1026R, 2210, 2305, 2025R, 2032R, 2320, 2520, 2720, 4010, 4100, 4110,
4115 Tractors)**

Continued

CODE	ATTACHMENT IDENTIFIER	DESCRIPTION	SUGGESTED LIST PRICE USD (\$)
		ATTACHMENTS FOR FIELD CONVERSION Continued...	
	BM20753	Front Light Kit <i>For X400/X500 HDGT and X700 Series Garden Tractors.</i>	207.59
	AM119321	Heavy Duty Skid Shoe (1) <i>For Snow Blowers Serial Numbered up to 060000.</i>	See Parts
	LVB26135	Implement Drive and Upstop (1023E, 1025R, 1026R, 2210, 2305)	475.09
	LVB24902	Implement Drive and Upstop (2025R, 2032R, 2320, 2520, 2720) <i>Fits also 4010, 4100, 4110 and 4115 Tractors (for 47SB only).</i>	415.16
	BM20871	Implement Drive and Upstop (425, 445, 455, F900's)	249.31
	BM23236	Implement Drive and Upstop (X400/X500 HDGT's, X700's)	249.31
	AM128337	Left-Side Skid Shoe Plate and Hardware	See Parts
	BM20960	Remote Spout Cap Control Kit <i>For 425-455, 318, 322, 332, 420, 430, X400/X500 HDGT's, F900's, X700's, 2210, 2305, 4010, 4100, 4110, 4115 Tractors. See Sales Manual for Required Attaching Parts.</i>	124.11
	LVB24958	Remote Spout Cap Control Kit <i>For 2025R, 2032R, 2320, 2520, 2720 Tractors. See Sales Manual for Required Attaching Parts.</i>	146.59
	LVB26213	Remote Spout Cap Control Kit <i>For 1023E, 1025R and 1026R Tractors. See Sales Manual for Required Attaching Parts.</i>	197.96
	AM128336	Right-Side Skid Shoe Plate and Hardware	See Parts
	M157831	Skid shoe, Plastic (1) <i>For 44-, 47-, and 54-in. Snow Blowers. Two required.</i>	See Parts
	TY15956	Tire Chains (Pair) for 23x10.50-12 In. Drive Tires <i>All Wheel Steer Tractors with Standard 23x10.50-12 In. Tires Require BM18021 Wheel Spacer Kit to Provide Clearance Between Tire Chains and Steering Linkage.</i>	See Parts
	TY15845	Tire Chains (Pair) for 23x10.50-12 In. Rear Tires (318, 322, 332)	See Parts
	TY15841	Tire Chains (Pair) for 23x8.50-12 In. Drive Tires <i>Compatible on all Wheel Steer Tractors with BM17332 Tires.</i>	See Parts
	BM22725	Wheel Spacer Kit <i>For all Wheel Steer Tractors when Installing TY15956 Chains.</i>	157.29
		Seats / Wheels / Tires:	
	TY15958	Tire Chains (Pair) for 26x12-12 Tires	See Parts
		Weights:	
	BM20715	Ballast Box (Click-N-Go) (X400/X500 HDGT's, X700's) <i>Requires BM20714 Click-N-Go Bracket.</i>	283.56
	R66949	Quik-Tatch Weight, 42 Lb.	62.06

JOHN DEERE COMMERCIAL PRODUCTS
EQUIPMENT FOR COMPACT UTILITY AND GARDEN TRACTORS

**47 In. Quick-Hitch Two-Stage Snow Blower (X400/X500 HDGT's, X700's, 425-455,
1023E, 1025R, 1026R, 2210, 2305, 2025R, 2032R, 2320, 2520, 2720, 4010, 4100, 4110,
4115 Tractors)**

Continued

CODE	ATTACHMENT IDENTIFIER	DESCRIPTION	SUGGESTED LIST PRICE USD (\$)
		ATTACHMENTS FOR FIELD CONVERSION Continued...	
	BM20779	Rear Click-N-Go Weight Bracket (X400/X500 HDGT's, X700's) <i>Requires BM20714 Click-N-Go Bracket.</i>	156.21

JOHN DEERE COMMERCIAL PRODUCTS
EQUIPMENT FOR COMPACT UTILITY AND GARDEN TRACTORS

54 In. Quick-Hitch Two-Stage Snow Blower (X400/X500 HDGT's, X700's, 1023E, 1025R, 1026R, 2305, 2025R, 2032R, 2320-2720 Tractors)

Equipment for Base Machine

Hydraulic Discharge Chute	Wear Plates
Rotation 100 Degrees Right and Left	Reversible and Replaceable Scraper Blade
54 In. Clearing Width "Straight"	Four Extra Shear Bolts
15 In. Diameter Impeller	"Shell Mounted"
16 In. Diameter Auger	Hydraulic Chute Angling
Shear Bolt Protection	Less Front Quick-Hitch
Adjustable Spout Cap Deflector	Less Front PTO
Two-Stage Design	Less Implement Drive and Upstop

CODE	ATTACHMENT IDENTIFIER	DESCRIPTION	SUGGESTED LIST PRICE USD (\$)
------	-----------------------	-------------	-------------------------------

Select One Code From Each Required Category

BASE MACHINE

F.O.B. Davenport, Iowa

02C1M	54 In. Quick-Hitch Two-Stage Snow Blower (X400/X500 HDGT's, X700's, 1023E, 1025R, 1026R, 2305, 2025R, 2032R, 2320-2720 Tractors) <i>BM20761 Hydraulic Coupler Kit Required on X700 Tractors.</i>	2,550.00
	<i>Compact Tractors Require Dual Selective Control Valve and Front Attaching Support Kit. See Sales Manual for Front Attaching Support Requirements.</i>	
	<i>See Sales Manual for Ballast requirements.</i>	

FRONT QUICK-HITCH

2005	Front Quick-Hitch and Hydraulic Lift (For X400/X500 HDGT's, X700's)	603.00
2006	Front Quick-Hitch and Hydraulic Lift (2305)	641.00
2007	Front Quick-Hitch and Hydraulic Lift (2025R, 2032R, 2320-2720)	688.00
2008	Front Quick-Hitch and Hydraulic Lift (1023E, 1025R, 1026R) <i>Also requires LVB26046, Front Attaching Support (1023E, 1025R, 1026R).</i>	688.00
2010	Less Front Quick-Hitch	In Base Price

2000 RPM FRONT PTO KIT

3004	2WD 2000 RPM Front PTO (X400 HDGT's, X700, X720, X724, X740, X744)	231.00
3005	4WD 2000 RPM Front PTO (X500 HDGT's, X728, X729, X748, X749)	245.00
3007	2000 RPM Front PTO (2305)	268.00
3008	2000 RPM Front PTO Kit (2025R, 2320)	249.00
3009	2000 RPM Front PTO (2032R, 2520, 2720)	249.00
3010	Less Power Take Off	In Base Price

JOHN DEERE COMMERCIAL PRODUCTS
EQUIPMENT FOR COMPACT UTILITY AND GARDEN TRACTORS

54 In. Quick-Hitch Two-Stage Snow Blower (X400/X500 HDGT's, X700's, 1023E, 1025R, 1026R, 2305, 2025R, 2032R, 2320-2720 Tractors)

Continued

CODE	ATTACHMENT IDENTIFIER	DESCRIPTION	SUGGESTED LIST PRICE USD (\$)
2000 RPM FRONT PTO KIT Continued...			
3012		2000 RPM Front PTO (1023E, 1025R, 1026R)	322.00
IMPLEMENT DRIVE AND UPSTOP			
4003		Implement Drive and Upstop (For X400/X500 HDGT's, X700's)	217.00
4005		Implement Drive and Upstop (2025R, 2032R, 2320-2720)	282.00
4006		Implement Drive and Upstop (2305)	413.00
4007		Implement Drive and Upstop (1023E, 1025R, 1026R)	413.00
4010		Less Implement Drive and Upstop	In Base Price

ATTACHMENTS FOR FIELD CONVERSION

Front Hitch:			
LVB26047		Front Quick-Hitch and Hydraulic Lift (1023E, 1025R, 1026R)	788.59
LVB24898		Front Quick-Hitch and Hydraulic Lift (2025R, 2032R, 2320 - 2720)	788.59
BM20921		Front Quick-Hitch and Hydraulic Lift (2305)	736.16
BM19782		Front Quick-Hitch and Hydraulic Lift (X400/X500 HDGT's, X700's)	692.29
Front PTO:			
BLV10051		2000 RPM Front PTO (1023E, 1025R, 1026R)	369.16
LVB24801		2000 RPM Front PTO (2025R, 2032R, 2520, 2720, 3120-3720)	285.69
LVB24900		2000 RPM Front PTO (2025R, 2320)	285.69
LVB25966		2000 RPM Front PTO (2210, 2305)	306.01
BM24361		2000 RPM Mid-to-Front PTO Kit, 2WD (X400 HDGT's, X700's) <i>For Homologation Tractors, also Order BM20966 Front PTO Shield. Required to Meet Homologation Standards. Not Required for CE.</i>	298.53
BM20991		2000 RPM Mid-to-Front PTO Kit, 2WD (X400 HDGT's, X700, X720, X724, X740, X744) <i>For Homologation Tractors, also Order BM20966 Front PTO Shield. Required to Meet Homologation Standards. Not Required for CE.</i>	264.29
BM24362		4WD 2000 RPM Front PTO (X500 HDGT's, X700's) <i>For European RII Homologation Tractors, also Order BM20978 Front PTO Shield. Required to Meet Homologation Standards. Not Required for CE.</i>	298.53
BM22560		4WD 2000 RPM Front PTO (X500 HDGT's, X728, X729, X748, X749) <i>For European RII Homologation Tractors, also Order BM20978 Front PTO Shield. Required to Meet Homologation Standards. Not Required for CE.</i>	281.41
Hydraulics:			
BM20761		Hydraulic Coupler Kit <i>Required on X700, X465, X475 and 425 Tractors.</i>	54.57

JOHN DEERE COMMERCIAL PRODUCTS
EQUIPMENT FOR COMPACT UTILITY AND GARDEN TRACTORS

54 In. Quick-Hitch Two-Stage Snow Blower (X400/X500 HDGT's, X700's, 1023E, 1025R, 1026R, 2305, 2025R, 2032R, 2320-2720 Tractors)

Continued

CODE	ATTACHMENT IDENTIFIER	DESCRIPTION	SUGGESTED LIST PRICE USD (\$)
ATTACHMENTS FOR FIELD CONVERSION Continued...			
		Miscellaneous:	
	BM20714	Click-N-Go Bracket (X400/X500 HDGT's, X700's)	112.36
	M88984	Drift Blade	See Parts
	LVB25302	Front Attaching Support Kit <i>For 2520, 2720 Tractors. See Sales Manual for Front Attaching Support Requirements.</i>	59.91
	LVB26046	Front Attaching Support Kit (1023E, 1025R, 1026R) <i>See Sales Manual for Front Attaching Support Requirements.</i>	67.41
	LVB24895	Front Attaching Support Kit (2025R, 2320) <i>2025R, 2320 Tractors with 200X or 200CX Hood Guard Require Attaching Support Kit.</i>	82.39
	LVB25396	Front Attaching Support Kit (2305) <i>Fits also 2210 Tractors (for 47SB only.) See Sales Manual for Front Attaching Support Requirements.</i>	59.91
	LVB24899	Front Hitch/Mid-Mount Mower Combo Bracket (2025R, 2032R, 2320-2720) <i>Compatible with 4115 Tractor also. Required for Tool Free Change Between 54D or 62D OnRamp Mid-Mount Mower and Quik-Tatch Front Hitch (2025R, 2032R, 2320, 2520, 2720, 4115).</i>	127.33
	BM20753	Front Light Kit <i>For X400/X500 HDGT and X700 Series Garden Tractors.</i>	207.59
	LVB26135	Implement Drive and Upstop (1023E, 1025R, 1026R, 2210, 2305)	475.09
	BM23238	Implement Drive and Upstop (2025R, 2032R, 2320, 2520, 2720)	324.21
	BM23236	Implement Drive and Upstop (X400/X500 HDGT's, X700's)	249.31
	BM20960	Remote Spout Cap Control Kit <i>For 425-455, 318, 322, 332, 420, 430, X400/X500 HDGT's, F900's, X700's, 2210, 2305, 4010, 4100, 4110, 4115 Tractors. See Sales Manual for Required Attaching Parts.</i>	124.11
	LVB24958	Remote Spout Cap Control Kit <i>For 2025R, 2032R, 2320, 2520, 2720 Tractors. See Sales Manual for Required Attaching Parts.</i>	146.59
	LVB26213	Remote Spout Cap Control Kit <i>For 1023E, 1025R and 1026R Tractors. See Sales Manual for Required Attaching Parts.</i>	197.96
	M157831	Skid shoe, Plastic (1) <i>For 44-, 47-, and 54-in. Snow Blowers. Two required.</i>	See Parts
	BM22725	Wheel Spacer Kit <i>For all Wheel Steer Tractors when Installing TY15956 Chains.</i>	157.29
		Seats / Wheels / Tires:	
	TY15958	Tire Chains (Pair) for 26x12-12 Tires	See Parts
		Weights:	
	BM20715	Ballast Box (Click-N-Go) (X400/X500 HDGT's, X700's) <i>Requires BM20714 Click-N-Go Bracket.</i>	283.56

JOHN DEERE COMMERCIAL PRODUCTS
EQUIPMENT FOR COMPACT UTILITY AND GARDEN TRACTORS

**54 In. Quick-Hitch Two-Stage Snow Blower (X400/X500 HDGT's, X700's, 1023E, 1025R,
1026R, 2305, 2025R, 2032R, 2320-2720 Tractors)**

Continued

CODE	ATTACHMENT IDENTIFIER	DESCRIPTION	SUGGESTED LIST PRICE USD (\$)
		ATTACHMENTS FOR FIELD CONVERSION Continued...	
	R66949	Quik-Tatch Weight, 42 Lb.	62.06
	BM20779	Rear Click-N-Go Weight Bracket (X400/X500 HDGT's, X700's) <i>Requires BM20714 Click-N-Go Bracket.</i>	156.21

JOHN DEERE COMMERCIAL PRODUCTS
EQUIPMENT FOR COMPACT UTILITY TRACTORS

**59 In. Two-Stage Snow Blower (For 3120-3720, 3005, 790, 855, 955, 670, 770,
4200-4400, 4210-4410 Tractors)**
Equipment for Base Machine

Hydraulic Discharge Chute	Wear Plates
Rotation 100 Degrees Right and Left	Reversible and Replaceable Scraper Blade
59 In. Clearing Width "Straight"	Hydraulic Chute Angling
16 In. Diameter Impeller	Less Front Hitch
16 In. Diameter Auger	Less Front PTO
Shear Bolt Protection	Less Mounting Kit and Less
Adjustable Spout Cap Deflector	Snow Blower Driveshaft
Two-Stage Design	

CODE	ATTACHMENT IDENTIFIER	DESCRIPTION	SUGGESTED LIST PRICE USD (\$)
------	-----------------------	-------------	-------------------------------

Select One Code From Each Required Category

BASE MACHINE

F.O.B. Davenport, Iowa

2758M	59 In. Two-Stage Snow Blower (For 3120-3720, 3005, 790, 855, 955, 670, 770, 4200-4400, 4210-4410 Tractors) <i>Availability Limited to Dealer Inventory of BM16855 for 670, 770, 790, 3005. Tractors Require Dual SCV, Mid PTO and Rear Wheel Ballasting. 3120-3720 Tractors with Mid-Mount Mowers Require LVB24810 For Use with Front Three-Point Hitch with A-Frame. Current 59 In. Snow Blowers Ordered for 4200-4400 or 4210-4410 Tractors can be Converted to Work with 3120-3720 Tractors by Using the Following Bundle Numbers: LVB24815, LVB24801, LVB25741, LVB24800.</i>	4,050.00
-------	--	----------

SNOW BLOWER MOUNTING KIT / DRIVESHAFT

1000	Snow Blower Mounting Kit and Driveshaft (3005, 855, 955, 670, 770, 790, 4200-4400, 4210-4410)	597.00
1005	Snow Blower Mounting Kit and Driveshaft (3120-3720)	307.00
1010	Less Snow Blower Mounting Kit and Driveshaft	In Base Price

FRONT HITCH

55 Series, 70 Series, 790 and 3005 Require Additional Service Parts, See Sales Manual.

2000	Front Quick-Hitch and Hydraulic Lift (4210-4410)	725.00
2001	Front Quick-Hitch and Hydraulic Lift (4200-4400) <i>Availability Limited to Dealer Inventory.</i>	725.00
2002	Front Quick-Hitch and Hydraulic Lift (670, 770, 790, 3005) <i>Availability limited to dealer inventory.</i>	605.00
2004	Front Quick-Hitch and Hydraulic Lift (855, 955) <i>Availability Limited to Dealer Inventory. Components available through Service Parts.</i>	623.00
2005	Front Three-Point Hitch with A-Frame Quick Attach System (3120-3720)	1,224.00

JOHN DEERE COMMERCIAL PRODUCTS
EQUIPMENT FOR COMPACT UTILITY TRACTORS

**59 In. Two-Stage Snow Blower (For 3120-3720, 3005, 790, 855, 955, 670, 770,
4200-4400, 4210-4410 Tractors)**

Continued

CODE	ATTACHMENT IDENTIFIER	DESCRIPTION	SUGGESTED LIST PRICE USD (\$)
FRONT HITCH Continued...			
2010		Less Front Quick-Hitch and Less Hydraulic Lift	In Base Price
FRONT PTO			
3000		2000 RPM Front PTO (4200-4400, 4210-4410)	213.00
3002		2000 RPM Front PTO (670)	370.00
3003		2000 RPM Front PTO (770, 790, 3005)	381.00
3004		2000 RPM Front PTO (855, 955)	347.00
3005		2000 RPM Front PTO (3120-3720)	249.00
3010		Less 2000 RPM Front PTO	In Base Price
ATTACHMENTS FOR FIELD CONVERSION			
Front Hitch:			
LVB24797		A-Frame Quick Attach System (3120-3720)	190.46
LVB25306		Front Quick-Hitch and Hydraulic Lift (4210-4410)	830.31
LVB25878		Front Three-Point Hitch (3120-3720)	1,248.69
LVB24815		Front Three-Point Hitch with A-Frame Quick Attach System (3120-3720) <i>Consists of (1) LVB24797, (1) LVB25759, (1) LVB25878.</i>	See Parts
Front PTO:			
LVB24801		2000 RPM Front PTO (2025R, 2032R, 2520, 2720, 3120-3720)	285.69
BM19576		2000 RPM Front PTO (4200-4400, 4210-4410)	245.03
BM16856		2000 RPM Front PTO (670)	424.79
BM21379		2000 RPM Front PTO (770, 790, 3005)	436.56
BM16494		2000 RPM Front PTO (855, 955)	399.11
LVB25759		Front PTO Bracket (3120-3720)	82.39
Miscellaneous:			
LVB24810		Front Three-Point Hitch/Mid Mount Mower Draft Arms	228.99
AM128337		Left-Side Skid Shoe Plate and Hardware	See Parts
AM128336		Right-Side Skid Shoe Plate and Hardware	See Parts
LVB24800		Snow Blower Drive Shaft (3120-3720)	153.01
LVB25741		Snow Blower Mounting Kit (3120-3720) <i>Requires Snow Blower Driveshaft LVB24800.</i>	203.30

JOHN DEERE COMMERCIAL PRODUCTS
EQUIPMENT FOR COMPACT UTILITY TRACTORS

**59 In. Two-Stage Snow Blower (For 3120-3720, 3005, 790, 855, 955, 670, 770,
4200-4400, 4210-4410 Tractors)**

Continued

CODE	ATTACHMENT IDENTIFIER	DESCRIPTION	SUGGESTED LIST PRICE USD (\$)
		ATTACHMENTS FOR FIELD CONVERSION Continued...	
	BM21660	Snow Blower Mounting Kit and Driveshaft (3005, 855, 955, 670, 770, 790, 3005, 4200-4400, 4210-4410)	683.73

JOHN DEERE COMMERCIAL PRODUCTS
EQUIPMENT FOR COMPACT UTILITY AND GARDEN TRACTORS

647 Rotary Tiller
Equipment for Base Machine

48 In. Tilling Width 540 PTO Shaft Drive with "Quick Lock" Collar Pre-set Slip Clutch 15-35 PTO HP Rated Main Gearbox Breather on Gearbox and Chain Case Dipstick on Gearbox Sight Glass on Chain Case 7 In. Tilling Depth 14 In. Rotor Diameter	6 Hybrid Tines per Flange 6 Flanges - Total of 36 Tines 4 Position Adjustable Skidshoes ASA 60 Roller Chain Parking Stands Adjustable Rear Hinged Cover Door Center Mounted Cat 1 Hitch iMatch & Alpha Compatible 3-Point Hitch Drive Shaft (CUT Tractors)
--	--

CODE	ATTACHMENT IDENTIFIER	DESCRIPTION	SUGGESTED LIST PRICE USD (\$)
------	-----------------------	-------------	-------------------------------

Select One Code From Each Required Category

BASE MACHINE

F.O.B. Davenport, Iowa

0205LV	647 Rotary Tiller <i>For X400/X500 HDGT, X700 Series, 3005, 4005, 1023E, 1025R, 1026R, 3032E, 3038E, 2210, 4010, 4100, 4110, 4115, 2305, 2025R, 2032R, 2320-2720, 3203, 3120-3720, 4105 Tractors. X400/X500HDGT and X700 Series Tractors Must be Equipped with 540 RPM Rear PTO Drive and Category 1 3-Point Hitch. Front Ballast is Required, See Sales Manual for Specific Requirements. If Ordering Tiller for Use with iMatch AutoHitch, Order Code 1010 (Less Drive Shaft) as the AutoHitch Implement Side Components are Used in Place of the Tiller Drive Shaft.</i>	2,395.00
--------	---	----------

DRIVE SHAFT

1000	Drive Shaft for Compact Utility Tractors	In Base Price
1001	Drive Shaft for X400/X500 HDGT and X700 Series Tractors	30.00
1010	Less Drive Shaft	-310.00

BRACKETS

2000	Brackets for Compact Utility Tractors	In Base Price
2001	Brackets for X400/X500 HDGT and X700 Series Tractors	Same Price
2010	Less Brackets	-138.00

ATTACHMENTS - ORDER AS DESIRED

9430	Spanish North American Kit: Spanish North American Operator's Manual and Decal Kit	No Charge
------	--	-----------

ATTACHMENTS FOR FIELD CONVERSION

BM21914	Miscellaneous: 540 RPM Rear PTO Drive (X400/X500 HDGTs, X700's -June 2010 production) <i>Also order AM120840 Module for MY2005 and older X400 or X500 HDGTs.</i>	960.86
---------	---	--------

JOHN DEERE COMMERCIAL PRODUCTS
EQUIPMENT FOR COMPACT UTILITY AND GARDEN TRACTORS

647 Rotary Tiller
Continued

CODE	ATTACHMENT IDENTIFIER	DESCRIPTION	SUGGESTED LIST PRICE USD (\$)
		ATTACHMENTS FOR FIELD CONVERSION Continued...	
	LVB25769	Brackets for Compact Utility Tractors	158.36
	LVB25770	Brackets for X400/X500 HDGT and X700 Series Tractors	158.36
	LVB25518	Drive Shaft Kit (CUTS)	355.24
	LVB25545	Drive Shaft Kit (X400/X500 HDGT's, X700's)	389.49
	BLV10081	Spanish North American Kit: Spanish North American Operator's Manual and Decal Kit	166.91
	BM20957	Weights: 9-Weight Front Weight Bracket <i>For X400/X500 HDGT's, X700, X720, X724, X728, X729, X740, X744, X748, X749.</i>	188.31
	BM24363	9-Weight Front Weight Bracket <i>For X400/X500 HDGT's, X700's</i>	188.31
	LVB19607	Front Quik-Tatch Weight Kit (3020 Series, 3203, 4105) <i>Includes Rod and Spring Pins for Front Quik-Tatch Weights.</i>	46.20
	CH14083	Front Quik-Tatch Weight Kit (990, 4005) <i>Includes Rod and Spring Pins for Front Quik-Tatch Weights.</i>	See Parts
	LVB25363	Front Weight Bracket Extension Kit (1023E, 1025R, 1026R, 2305, 2025R, 2320, 2520) <i>Includes Extension Bracket and Hardware (Including Rod and Spring Pins).</i>	210.10
	LVB19581	Front Weight Bracket Extension Kit (3203, 3020 Series, 4105) <i>Includes Extension Bracket and All Hardware (Including Rod and Spring Pins) to Hold up to Ten Front Quik-Tatch Weights.</i>	238.70
	BM17998	Front Weight Bracket Extension Kit (790, 3005) <i>Includes Extension Bracket and Hardware (Including Rod and Spring Pins) to Hold up to Four Quik-Tatch Weights.</i>	233.20
	R66949	Quik-Tatch Weight, 42 Lb. <i>For X400/X500 HDGT's and X700 Series also order M147986 Retaining Rod and Two M40461 Spring Clips. For 2210, 2305, 2025R, 2032R, 2320, 2520, 2720, 4010, 4100, 4110, and 4115 also order M128726 Retaining Rod and Four A15147 Spring Clips.</i>	62.06

JOHN DEERE COMMERCIAL PRODUCTS

EQUIPMENT FOR COMPACT UTILITY TRACTORS

655 Rotary Tiller

Equipment for Base Machine

55 In. Tilling Width	15 In. Rotor Diameter	PTO Drive Shaft
540 PTO Shaft Drive with "Quick Lock" Collar	6 Hybrid Tines per Flange	
Pre-set Slip Clutch	7 Flanges - Total of 42 Tines	
15-35 PTO HP Rated Main Gearbox	4 Position Adjustable Skidshoes	
Breather on Gearbox and Chain Case	ASA 80 Roller Chain	
Dipstick on Gearbox	Parking Stands	
Sight Glass on Chain Case	Adjustable Rear Hinged Cover Door	
7 In. Tilling Depth	Center Mounted Cat 1 Hitch	
	iMatch Compatible 3-Point Hitch	

CODE	ATTACHMENT IDENTIFIER	DESCRIPTION	SUGGESTED LIST PRICE USD (\$)
------	--------------------------	-------------	-------------------------------------

Select One Code From Each Required Category

BASE MACHINE

F.O.B. Davenport, Iowa

0215LV	655 Rotary Tiller <i>For 3005, 3032E, 3038E, 3203, 4005, 790, 990, 4100, 4110, 4115, 2305, 2025R, 2032R, 2320-2720, 4200-4400, 4210-4410, 3120-3720 and 4105 Tractors. Front Ballast is Required, See Sales Manual for Specific Requirements. If Ordering Tiller for Use with iMatch AutoHitch, Order Code 1010 (Less Drive Shaft) as the Auto Hitch Implement Side Components are Used in Place of the Tiller Drive Shaft.</i>	2,775.00
--------	--	----------

DRIVE SHAFT

1000	Drive Shaft	In Base Price
1010	Less Drive Shaft	-324.00

ATTACHMENTS - ORDER AS DESIRED

9430	Spanish North American Kit: Spanish North American Operator's Manual and Decal Kit	No Charge
------	--	-----------

ATTACHMENTS FOR FIELD CONVERSION

LVB25625	Miscellaneous: Drive Shaft	371.29
BLV10081	Spanish North American Kit: Spanish North American Operator's Manual and Decal Kit	166.91
LVBM19607	Weights: Front Quik-Tatch Weight Kit (3020 Series, 3203, 4105) <i>Includes Rod and Spring Pins for Front Quik-Tatch Weights.</i>	46.20
CH15318	Front Quik-Tatch Weight Kit (790, 3005) <i>Includes Rod and Spring Pins for Front Quik-Tatch Weights.</i>	See Parts
CH14083	Front Quik-Tatch Weight Kit (990, 4005) <i>Includes Rod and Spring Pins for Front Quik-Tatch Weights.</i>	See Parts

JOHN DEERE COMMERCIAL PRODUCTS
EQUIPMENT FOR COMPACT UTILITY TRACTORS

655 Rotary Tiller
Continued

CODE	ATTACHMENT IDENTIFIER	DESCRIPTION	SUGGESTED LIST PRICE USD (\$)
		ATTACHMENTS FOR FIELD CONVERSION Continued...	
	LVB25363	Front Weight Bracket Extension Kit (1023E, 1025R, 1026R, 2305, 2025R, 2320, 2520) <i>Includes Extension Bracket and Hardware (Including Rod and Spring Pins).</i>	210.10
	LVBM19581	Front Weight Bracket Extension Kit (3203, 3020 Series, 4105) <i>Includes Extension Bracket and All Hardware (Including Rod and Spring Pins) to Hold up to Ten Front Quik-Tatch Weights.</i>	238.70
	BM17998	Front Weight Bracket Extension Kit (790, 3005) <i>Includes Extension Bracket and Hardware (Including Rod and Spring Pins) to Hold up to Four Quik-Tatch Weights.</i>	233.20
	R66949	Quik-Tatch Weight, 42 Lb. <i>For X400/X500 HDGT's and X700 Series also order M147986 Retaining Rod and Two M40461 Spring Clips. For 2210, 2305, 2025R, 2032R, 2320, 2520, 2720, 4010, 4100, 4110, and 4115 also order M128726 Retaining Rod and Four A15147 Spring Clips.</i>	62.06
	BM19780	Quik-Tatch Weight, 70 lb.	108.90

JOHN DEERE COMMERCIAL PRODUCTS
EQUIPMENT FOR COMPACT UTILITY TRACTORS

665 Rotary Tiller
Equipment for Base Machine

65 In. Tilling Width 540 PTO Shaft Drive with "Quick Lock" Collar Pre-set Slip Clutch 30-50 PTO HP Rated Main Gearbox Breather on Gearbox and Chain Case Dipstick on Gearbox Sight Glass on Chain Case 7 In. Tilling Depth	16 In. Rotor Diameter 6 Hybrid Tines per Flange 8 Flanges - Total of 48 Tines 4 Position Adjustable Skidshoes ASA 100 Roller Chain Parking Stands Adjustable Rear Hinged Cover Door Center Mounted Cat 1 Hitch iMatch Compatible 3-Point Hitch	PTO Drive Shaft
---	---	-----------------

CODE	ATTACHMENT IDENTIFIER	DESCRIPTION	SUGGESTED LIST PRICE USD (\$)
------	--------------------------	-------------	-------------------------------------

Select One Code From Each Required Category

BASE MACHINE

F.O.B. Davenport, Iowa

0225LV	665 Rotary Tiller For 3038E, 4005, 790, 990, 4300-4700, 4310-4710, 3520, 3720, 4105 and 4120-4320 Tractors. Front Ballast is Required, See Sales Manual for Specific Requirements. If Ordering Tiller for Use with iMatch AutoHitch, Order Code 1010 (Less Drive Shaft) as the Auto Hitch Implement Side Components are Used in Place of the Tiller Drive Shaft.	3,495.00
--------	--	----------

DRIVE SHAFT

1000	Drive Shaft	In Base Price
1010	Less Drive Shaft	-370.00

ATTACHMENTS - ORDER AS DESIRED

9430	Spanish North American Kit: Spanish North American Operator's Manual and Decal Kit	No Charge
------	--	-----------

ATTACHMENTS FOR FIELD CONVERSION

	Miscellaneous: Drive Shaft	424.79
BLV10081	Spanish North American Kit: Spanish North American Operator's Manual and Decal Kit	166.91
LVBM19607	Weights: Front Quik-Tatch Weight Kit (3020 Series, 3203, 4105) Includes Rod and Spring Pins for Front Quik-Tatch Weights.	46.20
LVB25705	Front Quik-Tatch Weight Kit (4020 Series) Includes Rod and Spring Pins for Front Quik-Tatch Weights.	44.00
CH15318	Front Quik-Tatch Weight Kit (790, 3005) Includes Rod and Spring Pins for Front Quik-Tatch Weights.	See Parts

JOHN DEERE COMMERCIAL PRODUCTS
EQUIPMENT FOR COMPACT UTILITY TRACTORS

665 Rotary Tiller
Continued

CODE	ATTACHMENT IDENTIFIER	DESCRIPTION	SUGGESTED LIST PRICE USD (\$)
		ATTACHMENTS FOR FIELD CONVERSION Continued...	
	CH14083	Front Quik-Tatch Weight Kit (990, 4005) <i>Includes Rod and Spring Pins for Front Quik-Tatch Weights.</i>	See Parts
	LVBM19581	Front Weight Bracket Extension Kit (3203, 3020 Series, 4105) <i>Includes Extension Bracket and All Hardware (Including Rod and Spring Pins) to Hold up to Ten Front Quik-Tatch Weights.</i>	238.70
	LVBM19596	Front Weight Bracket Extension Kit (4020 Series) <i>Includes Extension Bracket and All Hardware (Including Rod and Spring Pins) to Hold up to Twelve Front Quik-Tatch Weights.</i>	255.20
	BM17998	Front Weight Bracket Extension Kit (790, 3005) <i>Includes Extension Bracket and Hardware (Including Rod and Spring Pins) to Hold up to Four Quik-Tatch Weights.</i>	233.20
	BM19780	Quik-Tatch Weight, 70 lb.	108.90

JOHN DEERE COMMERCIAL PRODUCTS

EQUIPMENT FOR COMPACT UTILITY TRACTORS

673 Rotary Tiller

Equipment for Base Machine

73 In. Tilling Width	16 In. Rotor Diameter	PTO Drive Shaft
540 PTO Shaft Drive with "Quick Lock" Collar	6 Hybrid Tines per Flange	
Pre-set Slip Clutch	9 Flanges - Total of 54 Tines	
30-50 PTO HP Rated Main Gearbox	4 Position Adjustable Skidshoes	
Breather on Gearbox and Chain Case	ASA 100 Roller Chain	
Dipstick on Gearbox	Parking Stands	
Sight Glass on Chain Case	Adjustable Rear Hinged Cover Door	
7 In. Tilling Depth	Center Mounted Cat 1 Hitch	
	iMatch Compatible 3-Point Hitch	

CODE	ATTACHMENT IDENTIFIER	DESCRIPTION	SUGGESTED LIST PRICE USD (\$)
------	--------------------------	-------------	-------------------------------------

Select One Code From Each Required Category

BASE MACHINE

F.O.B. Davenport, Iowa

0235LV	673 Rotary Tiller <i>For 4005, 990, 4500-4600, 3038E, 3520, 3720, 4510-4710, 4105, 4120, 4320 Tractors. Front Ballast is Required, See Sales Manual for Specific Requirements. If Ordering Tiller for Use with iMatch AutoHitch, Order Code 1010 (Less Drive Shaft) as the Auto Hitch Implement Side Components are Used in Place of the Tiller Drive Shaft.</i>	3,885.00
--------	---	----------

DRIVE SHAFT

1000	Drive Shaft	In Base Price
1010	Less Drive Shaft	-370.00

ATTACHMENTS - ORDER AS DESIRED

9430	Spanish North American Kit: Spanish North American Operator's Manual and Decal Kit	No Charge
------	--	-----------

ATTACHMENTS FOR FIELD CONVERSION

LVB25626	Miscellaneous: Drive Shaft	424.79
BLV10081	Spanish North American Kit: Spanish North American Operator's Manual and Decal Kit	166.91
LVBM19607	Weights: Front Quik-Tatch Weight Kit (3020 Series, 3203, 4105) <i>Includes Rod and Spring Pins for Front Quik-Tatch Weights.</i>	46.20
LVB25705	Front Quik-Tatch Weight Kit (4020 Series) <i>Includes Rod and Spring Pins for Front Quik-Tatch Weights.</i>	44.00
CH14083	Front Quik-Tatch Weight Kit (990, 4005) <i>Includes Rod and Spring Pins for Front Quik-Tatch Weights.</i>	See Parts

JOHN DEERE COMMERCIAL PRODUCTS
EQUIPMENT FOR COMPACT UTILITY TRACTORS

673 Rotary Tiller

Continued

CODE	ATTACHMENT IDENTIFIER	DESCRIPTION	SUGGESTED LIST PRICE USD (\$)
		ATTACHMENTS FOR FIELD CONVERSION Continued...	
	LVBM19581	Front Weight Bracket Extension Kit (3203, 3020 Series, 4105) <i>Includes Extension Bracket and All Hardware (Including Rod and Spring Pins) to Hold up to Ten Front Quik-Tatch Weights.</i>	238.70
	LVBM19596	Front Weight Bracket Extension Kit (4020 Series) <i>Includes Extension Bracket and All Hardware (Including Rod and Spring Pins) to Hold up to Twelve Front Quik-Tatch Weights.</i>	255.20
	BM19780	Quik-Tatch Weight, 70 lb.	108.90

JOHN DEERE COMMERCIAL PRODUCTS
EQUIPMENT FOR COMPACT UTILITY TRACTORS

681 Rotary Tiller
Equipment for Base Machine

81 In. Tilling Width 540 PTO Shaft Drive with "Quick Lock" Collar Pre-set Slip Clutch 35-60 PTO HP Rated Main Gearbox Breather on Gearbox and Chain Case Dipstick on Gearbox Sight Glass on Chain Case 8 In. Tilling Depth	18 In. Rotor Diameter 6 Hybrid Tines per Flange 8 Flanges - Total of 48 Tines 4 Position Adjustable Skidshoes Gear Driveline Parking Stands Adjustable Rear Hinged Cover Door Center Mounted Cat 1 Hitch iMatch Compatible 3-Point Hitch	PTO Drive Shaft
---	---	-----------------

CODE	ATTACHMENT IDENTIFIER	DESCRIPTION	SUGGESTED LIST PRICE USD (\$)
------	--------------------------	-------------	-------------------------------------

Select One Code From Each Required Category

BASE MACHINE

F.O.B. Davenport, Iowa

0245LV	681 Rotary Tiller <i>For 4005, 990, 4500-4600, 4510-4710, 3720, 4120-4720 Tractors and 5000 Series Tractors. Front Ballast is Required, See Sales Manual for Specific Requirements. If Ordering Tiller for Use with iMatch AutoHitch, Order Code 1010 (Less Drive Shaft) as the AutoHitch Implement Side Components are Used in Place of the Tiller Drive Shaft.</i>	5,055.00
--------	---	----------

DRIVE SHAFT

1000	Drive Shaft	In Base Price
1010	Less Drive Shaft	-381.00

ATTACHMENTS - ORDER AS DESIRED

9430	Spanish North American Kit: Spanish North American Operator's Manual and Decal Kit	No Charge
------	--	-----------

ATTACHMENTS FOR FIELD CONVERSION

	Miscellaneous: Drive Shaft	436.56
BLV10081	Spanish North American Kit: Spanish North American Operator's Manual and Decal Kit	166.91
LVBM19607	Weights: Front Quik-Tatch Weight Kit (3020 Series, 3203, 4105) <i>Includes Rod and Spring Pins for Front Quik-Tatch Weights.</i>	46.20
LVB25705	Front Quik-Tatch Weight Kit (4020 Series) <i>Includes Rod and Spring Pins for Front Quik-Tatch Weights.</i>	44.00
CH14083	Front Quik-Tatch Weight Kit (990, 4005) <i>Includes Rod and Spring Pins for Front Quik-Tatch Weights.</i>	See Parts

JOHN DEERE COMMERCIAL PRODUCTS
EQUIPMENT FOR COMPACT UTILITY TRACTORS

681 Rotary Tiller

Continued

CODE	ATTACHMENT IDENTIFIER	DESCRIPTION	SUGGESTED LIST PRICE USD (\$)
		ATTACHMENTS FOR FIELD CONVERSION Continued...	
	LVBM19581	Front Weight Bracket Extension Kit (3203, 3020 Series, 4105) <i>Includes Extension Bracket and All Hardware (Including Rod and Spring Pins) to Hold up to Ten Front Quik-Tatch Weights.</i>	238.70
	LVBM19596	Front Weight Bracket Extension Kit (4020 Series) <i>Includes Extension Bracket and All Hardware (Including Rod and Spring Pins) to Hold up to Twelve Front Quik-Tatch Weights.</i>	255.20
	BM19780	Quik-Tatch Weight, 70 lb.	108.90

JOHN DEERE COMMERCIAL PRODUCTS
EQUIPMENT FOR COMPACT UTILITY TRACTORS

Current Attachments for Non-Current Equipment for Compact Utility Tractors

CODE	ATTACHMENT IDENTIFIER	DESCRIPTION	SUGGESTED LIST PRICE USD (\$)
ATTACHMENTS FOR FIELD CONVERSION			
		Backhoe Adapter Frames:	
LVB25614		Adapter Frame Weldment Plate (4120-4720 open station units manufactured before serial number 810001, or before MY 11', 4500-4700, 4510-4710)	901.00
		Miscellaneous:	
BM16770		Attaching Parts (3005, 790)	583.00
BM16571		Attaching Parts (790, 4010 thru 4400-4410, 3120-3720) <i>For 3-Bag Power Pak Material CollectionSystem (2710M)</i>	600.00
LVB25405		PTO Shaft <i>For 550 Tiller.</i>	427.00
LVB25406		PTO Shaft <i>For 660, 670 and 680 Tillers.</i>	443.00

JOHN DEERE COMMERCIAL PRODUCTS

RECREATIONAL UTILITY VEHICLES AND EQUIPMENT

RSX850i Green & Yellow Equipment for Base Machine

ENGINE:
62 Engine HP*(839cc),
Electronic Fuel Injection (EFI)
Two Cylinder, Liquid-cooled,
Dual Overhead Cams,
4-Cycle Gasoline
Full Pressure, Dry Sump
w/ Reservoir Lubrication
System
Replaceable Single Dry-Type
Element Air Cleaner with
Remote Intake
7.4 Gallon (28L) Fuel
Capacity
Solid-state Ignition (12V)
Spark-arresting Muffler
ELECTRICAL:
Electric Start
38 Amp Alternator
340 CCA Battery
Four 27 Watt Halogen
Headlights
Brake and Tail Light
TRANSAXLE/TRANSMISSION:
Continuously Variable
Transmission
Full Clutch Enclosure
Two-speed Transaxle
Operator Selectable 4WD
53 mph (85 kph) Maximum
Forward Speed
On-demand True Four-Wheel
Drive System
Limited Slip; Lever Engagement
Front Differential
Traction Assist
Front and Rear Hydraulic Disk
Brakes
Foot Brake; Mechanical Disk
Actuation
Park Brake
Large Diameter half shafts
w/ TPE Boot Axles
STEERING/SUSPENSION:

Rack and Pinion Steering
Independent Front Suspension
Double A-arm w/ Coil Over Shock
& Anti-Sway Bar
(IRS) with 9 inches (229mm) of
travel
Independent Rear Suspension
Semi-trailing double A-arm
w/ Coil Over Shock & Anti-Sway
Bar (IRS) with 9 inches
(229mm) of travel
Standard 2" Rear Receiver
19.7 ft. Turning Radius
Ground Clearance: 10.5 In.
(267 mm)
Ground Clearance
(Under Foot Platform):
10.3 In (267 mm)
FRAME/STYLED PARTS:
Full, robotically welded frame
design
Side frame rails for rock
sliding
ROLL-OVER PROTECTIVE STRUCTURE
(ROPS):
1.75 In. (44.4 mm) Steel Tubular
Overhead Structure
Multiple Passenger Handholds
3-pt. Seat Belts
ISO 3471 & OSHA ROPS Certified
OPERATOR STATION:
Professional High-back Bucket
Seats; Tilt Forward
Adjustment on Driver's Seat
Glove Box
Storage Compartment Under Hood
Two Cup Holders
12v DC Outlet
Digital Instrument Cluster with
(Speed MPH, KPH, RPM, Fuel
Level, Hour meter, Odometer
w/ trip, Clock, Water Temp.,
4WD notice)
DIMENSIONS (WITH ROPS):

119 In. Long x 56.5 In.
Wide x 72 Inches High
PAYLOAD CAPACITY:
800 Lb (363 kg) Total Payload
Capacity which Includes:
200 Lb (91 kg) Driver,
200 Lb (91 kg) Passenger, and
400 Lb (181 kg) in Cargo Box
Towing Capacity:
1,200 Lb (544kg)
CARGO BOX:
32.3 In. Long x 47.6 In. Wide x
11.7 In. Deep
(820mm x 1209mm x 297mm)
8.9 cu. ft (.25 cu.m) Capacity
400 Lbs (181 kg) Box Capacity
Tilting Box; 2-sided Manual
Release
Hinged (Bottom) Tailgate
Steel Wheels
TIRES:
Front: 26x8-12 Ancla MT
(Mud Terrain Tires)
Rear: 26x10-12 Ancla MT
(Mud Terrain Tires)
SAFETY VIDEO TAPE:
Safety and Operational DVD
Operators Manual
*Engine HP is Provided by the
Engine Manufacturer to be Used
for Comparison Purposes Only,
Actual Operating HP will be
Less.

CODE	ATTACHMENT IDENTIFIER	DESCRIPTION	SUGGESTED LIST PRICE USD (\$)
------	-----------------------	-------------	-------------------------------

Select One Code From Each Required Category

BASE MACHINE

F.O.B. Janesville, Wisconsin

4760M	RSX850i Green & Yellow <i>Base Machine Suggested List Price Does Not Include 400 USD Destination Charge.</i>	12,999.00
-------	---	-----------

DESTINATION

0202	US / CANADA	In Base Price
0230	Australia/New Zealand	Same Price
0195	Mexico	Same Price

JOHN DEERE COMMERCIAL PRODUCTS
RECREATIONAL UTILITY VEHICLES AND EQUIPMENT

RSX850i Green & Yellow
Continued

CODE	ATTACHMENT IDENTIFIER	DESCRIPTION	SUGGESTED LIST PRICE USD (\$)
DESTINATION Continued...			
0250		All Other Countries	Same Price
WHEELS WITH TIRES (FOUR)			
1001		Yellow Steel Wheels Ancla M-T Extreme Terrain Tire	In Base Price
1007		Yellow Alloy Wheels Maxxis Bighorn Radial Tires	823.00
DRIVER SEAT			
2000		21 In. Standard HB Seat -Yellow	In Base Price
2001		High Performance Sport Seat - Black	200.00
PACKAGE			
5000		Protection Package <i>Package Consists of: Front Brushguard , OPS Black Poly Sport Roof, Cargo Box Rail. Must order 6010 option code when ordering 5000 option code.</i>	768.00
5010		Less Protection Package	In Base Price
FRONT PROTECTION			
6000		Front Brush Guard	308.00
6001		PreRunner Bumper	308.00
6010		Less Front Brush Guard or PreRunner Bumper	In Base Price
Attachments-Order as Desired			
9435		Spanish North American Kit: Spanish North American Operator's Manual and Decal Kit	No Charge
ATTACHMENTS FOR FIELD CONVERSION			
		Cabs/Roofs/Windshields:	
BM23373		OPS Full No-Scratch Windshield	531.79
BM23358		OPS Full Poly Windshield	362.73
BM23376		OPS Glass Windshield w/ Wiper	714.76
BM23375		OPS Half Poly Windshield	241.81
BM23377		OPS Poly Cab <i>Consists of rear panel and doors. Requires OPS Poly Roof (NOT Sport) and Full Glass or Poly windshield to complete the cab.</i>	2,996.00
BM23864		OPS Poly Rear Window	273.91
BM23397		OPS Poly Roof - Black	329.56
BM23399		OPS Poly Sport Roof - Black	329.56

JOHN DEERE COMMERCIAL PRODUCTS
RECREATIONAL UTILITY VEHICLES AND EQUIPMENT

RSX850i Green & Yellow

Continued

CODE	ATTACHMENT IDENTIFIER	DESCRIPTION	SUGGESTED LIST PRICE USD (\$)
		ATTACHMENTS FOR FIELD CONVERSION Continued...	
	LP10314	OPS Side Mirror - Left <i>Available through Order Zone</i>	In Catalog
	LP10315	OPS Side Mirror - Right <i>Available through Order Zone</i>	In Catalog
	LP37046	OPS Soft Roof - Black <i>Available through Order Zone</i>	In Catalog
	LP37047	OPS Soft Roof - Camo <i>Available through Order Zone</i>	In Catalog
	BM24385	Replacement ROPS Kit RSX850i	426.93
		Cargo Box Options / Storage:	
	BM23849	5 Gallon Pail Holder	38.51
	BM23371	Box Mat	86.67
	BM23526	Cargo Box Rails	109.14
	BM23384	Cargo Box Wall Extensions	329.56
	BM24200	Glove Box Lock	12.84
	LP37044	OPS Overhead Organizer - Black <i>Available through Order Zone</i>	In Catalog
	LP37045	OPS Overhead Organizer - Camo <i>Available through Order Zone</i>	In Catalog
	LP25929	Rhino Grip XL - Double <i>Requires cargo box rails. Available through Order Zone.</i>	In Catalog
	LP25928	Rhino Grip XL - Single <i>Requires cargo box rails. Available through Order Zone.</i>	In Catalog
	BM23385	Tire Rack <i>Requires cargo box rails.</i>	231.76
		Carts / Hitches:	
	LPPCT10LXATV	10AT Cart <i>Available through Order Zone</i>	In Catalog
	LPPCT17ATJD	17AT Cart <i>Available through Order Zone.</i>	In Catalog
	BM23363	2" Front Receiver Hitch and Recovery Loops	109.14
	LPUT21JD	21 Steel Utility Cart <i>Available through Order Zone</i>	In Catalog
	PM05101	Ball Mount - 1.875 in. (48mm)	See Parts
	PM05201	Ball Mount - 2 in. (51mm)	See Parts
	BM22290	Drawbar - 2 in. (51mm)	38.51

JOHN DEERE COMMERCIAL PRODUCTS
RECREATIONAL UTILITY VEHICLES AND EQUIPMENT

RSX850i Green & Yellow

Continued

CODE	ATTACHMENT IDENTIFIER	DESCRIPTION	SUGGESTED LIST PRICE USD (\$)
		ATTACHMENTS FOR FIELD CONVERSION Continued...	
		Custom & High Performance:	
	BM24356	Dual Battery Kit <i>Does not include the dual batteries for the kit, ordered seperately</i>	299.60
	BM23981	Fox 2.0 Performance Series Shocks	1,652.09
	BM22703	Seat-Belt Comfort Strap (2)	77.04
	BM23933	Sport Steering Wheel	196.89
	BM23379	Stereo and Speaker Kit <i>Includes mounting kit only; must choose one of the following three head units to have complete stereo:</i> <i>Radio, Heavy Duty AM / FM / WB / AUX (SWJHD1120)</i> <i>Radio, Heavy Duty AM / FM / WB / SAT / I-POD (SWJHD1620)</i> <i>Radio, AM / FM / WB / CD / AUX / SAT Ready (SWJHD3620)</i> <i>Must order head unit through Parts.</i>	660.19
		Lights / Signals:	
	BM24013	Beacon Light <i>Requires OPS Light Kit Switch Bank. Can be mounted to brake/tail light (no roof), or OPS poly roof if installed.</i>	219.36
	BM23442	Hella HID Sport Driving Lights <i>Requires OPS Light Kit Switch Bank for OPS or poly roof mounting, or PreRunner Bumper for bumper mounting.</i>	935.19
	BM24108	Hella Performance Spot Lights <i>Requires OPS Light Kit Switch Bank for OPS or poly roof mounting, or PreRunner Bumper for bumper mounting.</i>	343.47
	BM23370	Horn Kit	97.37
	BM24090	Long Range Light Kit <i>Requires OPS Light Kit Switch Bank for OPS or poly roof mounting, or PreRunner bumper for bumper mounting.</i>	191.53
	BM24016	Mid-Range Light Kit <i>Requires OPS Light Kit Switch Bank for OPS or poly roof mounting.</i>	123.06
	BM24089	OPS Switch Bank	67.41
		Protection:	
	BM23309	CV Guards <i>Aluminum</i>	142.31
	BM23368	Floor Mat	78.11
	BM23366	Front Brushguard	329.56
	BM23361	Nerf Bar	252.51
	BM23364	PreRunner Bumper	329.56
	BM23362	Rear Bumper	186.19
	BM23333	Underbody Armor <i>Aluminum</i>	296.39

JOHN DEERE COMMERCIAL PRODUCTS
RECREATIONAL UTILITY VEHICLES AND EQUIPMENT

RSX850i Green & Yellow

Continued

CODE	ATTACHMENT IDENTIFIER	DESCRIPTION	SUGGESTED LIST PRICE USD (\$)
		ATTACHMENTS FOR FIELD CONVERSION Continued...	
	LP37036	Vehicle Cover - Black <i>Available through Order Zone</i>	In Catalog
	LP37037	Vehicle Cover - Camo <i>Available through Order Zone</i>	In Catalog
	LP37040	Vehicle Cover - Transportable (Black) <i>Available through Order Zone</i>	In Catalog
	LP37041	Vehicle Cover - Transportable (Camo) <i>Available through Order Zone</i>	In Catalog
		Sprayers / Pressure Washers:	
	LP39965	25 Gallon Bed Sprayer <i>Available through Order Zone</i>	In Catalog
	LP39964	45 Gallon Bed Sprayer <i>Available through Order Zone</i>	In Catalog
	LP39098	45 Gallon High Performance Bed Sprayer <i>Available through Order Zone</i>	In Catalog
	LP20485	45 Gallon Tow-Behind Sprayer <i>Available through Order Zone</i>	In Catalog
	LP22885	HP 150 in. Precision Boom	In Catalog
	LP39963	HP 45 Gallon Sprayer - Tow Behind <i>Available through Order Zone</i>	In Catalog
	LP22884	HP Boomless Nozzles	In Catalog
	LP22911	HP Standard Gator Boom	In Catalog
		Winch:	
	BM24437	Warn Winch (3000 lbs) <i>Requires 2 In. Front Receiver Hitch with Recovery Loops for mounting.</i>	770.40
	BM21392	Winch Accessories Kit	129.47

SERVICE CONTRACTS - RESIDENTIAL OWNERS/USE

Visit <http://www.JohnDeere.com/ServicePlans> for more information on John Deere Service Contracts. May not be Available in Parts of the U.S., Not Available in Canada. Price may vary due to driving distance and/or time from machine to dealership location.

John Deere Extended Service Plan - 1-Year Option <i>1-year extended service plan. (6 months of extended service protection; 1-year of warranty transportation.)</i>	359.99
--	--------

John Deere Extended Service Plan - 2-Year Option <i>2-year extended service plan. (18 months of extended service protection; 2-years of warranty transportation.)</i>	799.99
--	--------

JOHN DEERE COMMERCIAL PRODUCTS

RECREATIONAL UTILITY VEHICLES AND EQUIPMENT

RSX850i Trail Green & Yellow - PR

Equipment for Base Machine

ENGINE: 62 Engine HP*(839cc), Electronic Fuel Injection (EFI) Two Cylinder, Liquid-cooled, Dual Overhead Cams, 4-Cycle Gasoline Full Pressure, Dry Sump w/ Reservoir Lubrication System Replaceable Single Dry-Type Element Air Cleaner with Remote Intake 7.4 Gallon (28L) Fuel Capacity Solid-state Ignition (12V) Spark-arresting Muffler ELECTRICAL: Electric Start 38 Amp Alternator 340 CCA Battery Four 27 Watt Halogen Headlights Brake and Tail Light TRANSAXLE/TRANSMISSION: Continuously Variable Transmission Full Clutch Enclosure Two-speed Transaxle Operator Selectable 4WD 53 mph (85 kph) Maximum Forward Speed On-demand True Four-Wheel Drive System Limited Slip; Lever Engagement Front Differential Traction Assist Front and Rear Hydraulic Disk Brakes Foot Brake; Mechanical Disk Actuation Park Brake Large Diameter half shafts w/ TPE Boot Axles STEERING/SUSPENSION: Rack and Pinion Steering	Independent Front Suspension Double A-arm w/ Coil Over Shock & Anti-Sway Bar (IRS) with 9 inches (229mm) of travel Independent Rear Suspension Semi-trailing double A-arm w/ Coil Over Shock & Anti-Sway Bar (IRS) with 9 inches (229mm) of travel Standard 2" Rear Receiver 19.7 ft. Turning Radius Ground Clearance: 10.5 In. (267 mm) Ground Clearance (Under Foot Platform): 10.3 In (267 mm) FRAME/STYLED PARTS: Full, robotically welded frame design Side frame rails for rock sliding ROLL-OVER PROTECTIVE STRUCTURE (ROPS): 1.75 In. (44.4 mm) Steel Tubular Overhead Structure Multiple Passenger Handholds 3-pt. Seat Belts ISO 3471 & OSHA ROPS Certified OPERATOR STATION: Professional High-back Bucket Seats; Tilt Forward Adjustment on Driver's Seat Glove Box Storage Compartment Under Hood Two Cup Holders 12v DC Outlet Digital Instrument Cluster with (Speed MPH, KPH, RPM, Fuel Level, Hour meter, Odometer w/ trip, Clock, Water Temp., 4WD notice) DIMENSIONS(WITH ROPS): 119 In. Long x 56.5 In.	Wide x 72 Inches High PAYLOAD CAPACITY: 800 Lb (363 kg) Total Payload Capacity which Includes: 200 Lb (91 kg) Driver, 200 Lb (91 kg) Passenger, and 400 Lb (181 kg) in Cargo Box Towing Capacity: 1,200 Lb (544kg) CARGO BOX: 32.3 In. Long x 47.6 In. Wide x 11.7 In. Deep (820mm x 1209mm x 297mm) 8.9 cu. ft (.25 cu.m) Capacity 400 Lbs (181 kg) Box Capacity Tilting Box; 2-sided Manual Release Hinged (Bottom) Tailgate Alloy Wheels TIRES: Front: 26x8-14 Maxxis Bighorns Rear: 26x10-14 Maxxis Bighorns TRAIL PACKAGE: Front Brushguard, Winch, 2" Front Receiver Hitch and Recovery Loops, Sport Seats, Rear Bumper, Cargo Box Rails SAFETY VIDEO TAPE: Safety and Operational DVD Operators Manual *Engine HP is Provided by the Engine Manufacturer to be Used for Comparison Purposes Only, Actual Operating HP will be Less.
---	---	--

CODE	ATTACHMENT IDENTIFIER	DESCRIPTION	SUGGESTED LIST PRICE USD (\$)
------	--------------------------	-------------	-------------------------------------

Select One Code From Each Required Category

BASE MACHINE

F.O.B. Janesville, Wisconsin

4761M	RSX850i Trail Green & Yellow - PR <i>Base Machine Suggested List Price Does Not Include 400 USD Destination Charge.</i>	14,999.00
-------	--	-----------

DESTINATION

0202	US / CANADA	In Base Price
0230	Australia/New Zealand	Same Price

JOHN DEERE COMMERCIAL PRODUCTS
RECREATIONAL UTILITY VEHICLES AND EQUIPMENT

RSX850i Trail Green & Yellow - PR

Continued

CODE	ATTACHMENT IDENTIFIER	DESCRIPTION	SUGGESTED LIST PRICE USD (\$)
WHEELS WITH TIRES (FOUR)			
1007		Yellow Alloy Wheels Maxxis Bighorn Radial Tires	In Base Price
DRIVER SEAT			
2001		High Performance Sport Seat - Black	In Base Price
PACKAGE			
5200		Trail Package <i>Front Brushguard, Winch 3000Lb., 2" Front Receiver Hitch and Recovery Loops, Rear Bumper, Cargo Box Rails.</i>	In Base Price

ATTACHMENTS FOR FIELD CONVERSION

Cabs/Roofs/Windshields:			
BM23373		OPS Full No-Scratch Windshield	531.79
BM23358		OPS Full Poly Windshield	362.73
BM23376		OPS Glass Windshield w/ Wiper	714.76
BM23375		OPS Half Poly Windshield	241.81
BM23377		OPS Poly Cab <i>Consists of rear panel and doors. Requires OPS Poly Roof (NOT Sport) and Full Glass or Poly windshield to complete the cab.</i>	2,996.00
BM23864		OPS Poly Rear Window	273.91
BM23397		OPS Poly Roof - Black	329.56
BM23399		OPS Poly Sport Roof - Black	329.56
LP10314		OPS Side Mirror - Left <i>Available through Order Zone</i>	In Catalog
LP10315		OPS Side Mirror - Right <i>Available through Order Zone</i>	In Catalog
LP37046		OPS Soft Roof - Black <i>Available through Order Zone</i>	In Catalog
LP37047		OPS Soft Roof - Camo <i>Available through Order Zone</i>	In Catalog
BM24438		Replacement ROPS Kit RSX850i	405.53
Cargo Box Options / Storage:			
BM23849		5 Gallon Pail Holder	38.51
BM23371		Box Mat	86.67
BM23384		Cargo Box Wall Extensions	329.56
BM24200		Glove Box Lock	12.84

JOHN DEERE COMMERCIAL PRODUCTS
RECREATIONAL UTILITY VEHICLES AND EQUIPMENT

RSX850i Trail Green & Yellow - PR

Continued

CODE	ATTACHMENT IDENTIFIER	DESCRIPTION	SUGGESTED LIST PRICE USD (\$)
		ATTACHMENTS FOR FIELD CONVERSION Continued...	
	LP37044	OPS Overhead Organizer - Black <i>Available through Order Zone</i>	In Catalog
	LP37045	OPS Overhead Organizer - Camo <i>Available through Order Zone</i>	In Catalog
	LP25929	Rhino Grip XL - Double <i>Requires cargo box rails. Available through Order Zone.</i>	In Catalog
	LP25928	Rhino Grip XL - Single <i>Requires cargo box rails. Available through Order Zone.</i>	In Catalog
	BM23385	Tire Rack <i>Requires cargo box rails.</i>	231.76
		Carts / Hitches:	
	LPPCT10LXATV	10AT Cart <i>Available through Order Zone</i>	In Catalog
	LPPCT17ATJD	17AT Cart <i>Available through Order Zone.</i>	In Catalog
	LPUT21JD	21 Steel Utility Cart <i>Available through Order Zone</i>	In Catalog
	PM05101	Ball Mount - 1.875 in. (48mm)	See Parts
	PM05201	Ball Mount - 2 in. (51mm)	See Parts
	BM22290	Drawbar - 2 in. (51mm)	38.51
		Custom & High Performance:	
	BM24356	Dual Battery Kit <i>Does not include the dual batteries for the kit, ordered seperately</i>	299.60
	BM23981	Fox 2.0 Performance Series Shocks	1,652.09
	BM22703	Seat-Belt Comfort Strap (2)	77.04
	BM23933	Sport Steering Wheel	196.89
	BM23379	Stereo and Speaker Kit <i>Includes mounting kit only; must choose one of the following three head units to have complete stereo: Radio, Heavy Duty AM / FM / WB / AUX (SWJHD1120) Radio, Heavy Duty AM / FM / WB / SAT / I-POD (SWJHD1620) Radio, AM / FM / WB / CD / AUX / SAT Ready (SWJHD3620) Must order head unit through Parts.</i>	660.19
		Lights / Signals:	
	BM24013	Beacon Light <i>Requires OPS Light Kit Switch Bank. Can be mounted to brake/tail light (no roof), or OPS poly roof if installed.</i>	219.36
	BM23442	Hella HID Sport Driving Lights <i>Requires OPS Light Kit Switch Bank for OPS or poly roof mounting, or PreRunner Bumper for bumper mounting.</i>	935.19

JOHN DEERE COMMERCIAL PRODUCTS
RECREATIONAL UTILITY VEHICLES AND EQUIPMENT

RSX850i Trail Green & Yellow - PR

Continued

CODE	ATTACHMENT IDENTIFIER	DESCRIPTION	SUGGESTED LIST PRICE USD (\$)
		ATTACHMENTS FOR FIELD CONVERSION Continued...	
	BM24108	Hella Performance Spot Lights <i>Requires OPS Light Kit Switch Bank for OPS or poly roof mounting, or PreRunner Bumper for bumper mounting.</i>	343.47
	BM23370	Horn Kit	97.37
	BM24090	Long Range Light Kit <i>Requires OPS Light Kit Switch Bank for OPS or poly roof mounting, or PreRunner bumper for bumper mounting.</i>	191.53
	BM24016	Mid-Range Light Kit <i>Requires OPS Light Kit Switch Bank for OPS or poly roof mounting.</i>	123.06
	BM24089	OPS Switch Bank	67.41
	BM23309	Protection: CV Guards <i>Aluminum</i>	142.31
	BM23368	Floor Mat	78.11
	BM23361	Nerf Bar	252.51
	BM23364	PreRunner Bumper	329.56
	BM23333	Underbody Armor <i>Aluminum</i>	296.39
	LP37036	Vehicle Cover - Black <i>Available through Order Zone</i>	In Catalog
	LP37037	Vehicle Cover - Camo <i>Available through Order Zone</i>	In Catalog
	LP37040	Vehicle Cover - Transportable (Black) <i>Available through Order Zone</i>	In Catalog
	LP37041	Vehicle Cover - Transportable (Camo) <i>Available through Order Zone</i>	In Catalog
		Sprayers / Pressure Washers:	
	LP39965	25 Gallon Bed Sprayer <i>Available through Order Zone</i>	In Catalog
	LP39964	45 Gallon Bed Sprayer <i>Available through Order Zone</i>	In Catalog
	LP39098	45 Gallon High Performance Bed Sprayer <i>Available through Order Zone</i>	In Catalog
	LP20485	45 Gallon Tow-Behind Sprayer <i>Available through Order Zone</i>	In Catalog
	LP22885	HP 150 in. Precision Boom	In Catalog
	LP39963	HP 45 Gallon Sprayer - Tow Behind <i>Available through Order Zone</i>	In Catalog

JOHN DEERE COMMERCIAL PRODUCTS
RECREATIONAL UTILITY VEHICLES AND EQUIPMENT

RSX850i Trail Green & Yellow - PR

Continued

CODE	ATTACHMENT IDENTIFIER	DESCRIPTION	SUGGESTED LIST PRICE USD (\$)
		ATTACHMENTS FOR FIELD CONVERSION Continued...	
	LP22884	HP Boomless Nozzles	In Catalog
	LP22911	HP Standard Gator Boom	In Catalog
		Winch:	
	BM21392	Winch Accessories Kit	129.47

SERVICE CONTRACTS - RESIDENTIAL OWNERS/USE

Visit <http://www.JohnDeere.com/ServicePlans> for more information on John Deere Service Contracts. May not be Available in Parts of the U.S., Not Available in Canada. Price may vary due to driving distance and/or time from machine to dealership location.

John Deere Extended Service Plan - 1-Year Option <i>1-year extended service plan. (6 months of extended service protection; 1-year of warranty transportation.)</i>	359.99
--	--------

John Deere Extended Service Plan - 2-Year Option <i>2-year extended service plan. (18 months of extended service protection; 2-years of warranty transportation.)</i>	799.99
--	--------

JOHN DEERE COMMERCIAL PRODUCTS

RECREATIONAL UTILITY VEHICLES AND EQUIPMENT

RSX850i Sport Green & Yellow - PR

Equipment for Base Machine

ENGINE: 62 Engine HP*(839cc), Electronic Fuel Injection (EFI) Two Cylinder, Liquid-cooled, Dual Overhead Cams, 4-Cycle Gasoline Full Pressure, Dry Sump w/ Reservoir Lubrication System Replaceable Single Dry-Type Element Air Cleaner with Remote Intake 7.4 Gallon (28L) Fuel Capacity Solid-state Ignition (12V) Spark-arresting Muffler ELECTRICAL: Electric Start 38 Amp Alternator 340 CCA Battery Four 27 Watt Halogen Headlights Brake and Tail Light TRANSAXLE/TRANSMISSION: Continuously Variable Transmission Full Clutch Enclosure Two-speed Transaxle Operator Selectable 4WD 53 mph (85 kph) Maximum Forward Speed On-demand True Four-Wheel Drive System Limited Slip; Lever Engagement Front Differential Traction Assist Front and Rear Hydraulic Disk Brakes Foot Brake; Mechanical Disk Actuation Park Brake Large Diameter half shafts w/ TPE Boot Axles STEERING/SUSPENSION: Rack and Pinion Steering	Independent Front Suspension Double A-arm w/ Coil Over Shock & Anti-Sway Bar (IRS) with 9 inches (229mm) of travel Independent Rear Suspension Semi-trailing double A-arm w/ Coil Over Shock & Anti-Sway Bar (IRS) with 9 inches (229mm) of travel Standard 2" Rear Receiver 19.7 ft. Turning Radius Ground Clearance: 10.5 In. (267 mm) Ground Clearance (Under Foot Platform): 10.3 In (267 mm) FRAME/STYLED PARTS: Full, robotically welded frame design Side frame rails for rock sliding ROLL-OVER PROTECTIVE STRUCTURE (ROPS): 1.75 In. (44.4 mm) Steel Tubular Overhead Structure Multiple Passenger Handholds 3-pt. Seat Belts ISO 3471 & OSHA ROPS Certified OPERATOR STATION: Professional High-back Bucket Seats; Tilt Forward Adjustment on Driver's Seat Glove Box Storage Compartment Under Hood Two Cup Holders 12v DC Outlet Digital Instrument Cluster with (Speed MPH, KPH, RPM, Fuel Level, Hour meter, Odometer w/ trip, Clock, Water Temp., 4WD notice) DIMENSIONS(WITH ROPS): 119 In. Long x 56.5 In.	Wide x 72 Inches High PAYLOAD CAPACITY: 800 Lb (363 kg) Total Payload Capacity which Includes: 200 Lb (91 kg) Driver, 200 Lb (91 kg) Passenger, and 400 Lb (181 kg) in Cargo Box Towing Capacity: 1,200 Lb (544kg) CARGO BOX: 32.3 In. Long x 47.6 In. Wide x 11.7 In. Deep (820mm x 1209mm x 297mm) 8.9 cu. ft (.25 cu.m) Capacity 400 Lbs (181 kg) Box Capacity Tilting Box; 2-sided Manual Release Hinged (Bottom) Tailgate Alloy Wheels TIRES: Front: 26x8-14 Maxxis Bighorns Rear: 26x10-14 Maxxis Bighorns SPORT PACKAGE: PreRunner Bumper, Cargo Box Rails, Sport Seat, Sport Steering Wheel, Fox 2.0 Performance Series Shocks SAFETY VIDEO TAPE: Safety and Operational DVD Operators Manual *Engine HP is Provided by the Engine Manufacturer to be Used for Comparison Purposes Only, Actual Operating HP will be Less.
---	---	---

CODE	ATTACHMENT IDENTIFIER	DESCRIPTION	SUGGESTED LIST PRICE USD (\$)
------	-----------------------	-------------	-------------------------------

Select One Code From Each Required Category

BASE MACHINE

F.O.B. Janesville, Wisconsin

4762M	RSX850i Sport Green & Yellow - PR <i>Base Machine Suggested List Price Does Not Include 400 USD Destination Charge.</i>	15,499.00
-------	--	-----------

DESTINATION

0202	US / CANADA	In Base Price
0230	Australia/New Zealand	Same Price

JOHN DEERE COMMERCIAL PRODUCTS
RECREATIONAL UTILITY VEHICLES AND EQUIPMENT

RSX850i Sport Green & Yellow - PR

Continued

CODE	ATTACHMENT IDENTIFIER	DESCRIPTION	SUGGESTED LIST PRICE USD (\$)
WHEELS WITH TIRES (FOUR)			
1007		Yellow Alloy Wheels Maxxis Bighorn Radial Tires	In Base Price
DRIVER SEAT			
2001		High Performance Sport Seat - Black	In Base Price
PACKAGE			
5300		Sport Package <i>PreRunner Bumper, Cargo Box Rails, Sport Steering Wheel.</i>	In Base Price

ATTACHMENTS FOR FIELD CONVERSION

Cabs/Roofs/Windshields:			
BM23373		OPS Full No-Scratch Windshield	531.79
BM23358		OPS Full Poly Windshield	362.73
BM23376		OPS Glass Windshield w/ Wiper	714.76
BM23375		OPS Half Poly Windshield	241.81
BM23377		OPS Poly Cab <i>Consists of rear panel and doors. Requires OPS Poly Roof (NOT Sport) and Full Glass or Poly windshield to complete the cab.</i>	2,996.00
BM23864		OPS Poly Rear Window	273.91
BM23397		OPS Poly Roof - Black	329.56
BM23399		OPS Poly Sport Roof - Black	329.56
LP10314		OPS Side Mirror - Left <i>Available through Order Zone</i>	In Catalog
LP10315		OPS Side Mirror - Right <i>Available through Order Zone</i>	In Catalog
LP37046		OPS Soft Roof - Black <i>Available through Order Zone</i>	In Catalog
LP37047		OPS Soft Roof - Camo <i>Available through Order Zone</i>	In Catalog
BM24438		Replacement ROPS Kit RSX850i	405.53
Cargo Box Options / Storage:			
BM23849		5 Gallon Pail Holder	38.51
BM23371		Box Mat	86.67
BM23384		Cargo Box Wall Extensions	329.56
BM24200		Glove Box Lock	12.84

JOHN DEERE COMMERCIAL PRODUCTS
RECREATIONAL UTILITY VEHICLES AND EQUIPMENT

RSX850i Sport Green & Yellow - PR

Continued

CODE	ATTACHMENT IDENTIFIER	DESCRIPTION	SUGGESTED LIST PRICE USD (\$)
		ATTACHMENTS FOR FIELD CONVERSION Continued...	
	LP37044	OPS Overhead Organizer - Black <i>Available through Order Zone</i>	In Catalog
	LP37045	OPS Overhead Organizer - Camo <i>Available through Order Zone</i>	In Catalog
	LP25929	Rhino Grip XL - Double <i>Requires cargo box rails. Available through Order Zone.</i>	In Catalog
	LP25928	Rhino Grip XL - Single <i>Requires cargo box rails. Available through Order Zone.</i>	In Catalog
	BM23385	Tire Rack <i>Requires cargo box rails.</i>	231.76
		Carts / Hitches:	
	LPPCT10LXATV	10AT Cart <i>Available through Order Zone</i>	In Catalog
	LPPCT17ATJD	17AT Cart <i>Available through Order Zone.</i>	In Catalog
	BM23363	2" Front Receiver Hitch and Recovery Loops	109.14
	LPUT21JD	21 Steel Utility Cart <i>Available through Order Zone</i>	In Catalog
	PM05101	Ball Mount - 1.875 in. (48mm)	See Parts
	PM05201	Ball Mount - 2 in. (51mm)	See Parts
	BM22290	Drawbar - 2 in. (51mm)	38.51
		Custom & High Performance:	
	BM24356	Dual Battery Kit <i>Does not include the dual batteries for the kit, ordered seperately</i>	299.60
	BM22703	Seat-Belt Comfort Strap (2)	77.04
	BM23379	Stereo and Speaker Kit <i>Includes mounting kit only; must choose one of the following three head units to have complete stereo:</i> <i>Radio, Heavy Duty AM / FM / WB / AUX (SWJHD1120)</i> <i>Radio, Heavy Duty AM / FM / WB / SAT / I-POD (SWJHD1620)</i> <i>Radio, AM / FM / WB / CD / AUX / SAT Ready (SWJHD3620)</i> <i>Must order head unit through Parts.</i>	660.19
		Lights / Signals:	
	BM24013	Beacon Light <i>Requires OPS Light Kit Switch Bank. Can be mounted to brake/tail light (no roof), or OPS poly roof if installed.</i>	219.36
	BM23442	Hella HID Sport Driving Lights <i>Requires OPS Light Kit Switch Bank for OPS or poly roof mounting, or PreRunner Bumper for bumper mounting.</i>	935.19
	BM24108	Hella Performance Spot Lights <i>Requires OPS Light Kit Switch Bank for OPS or poly roof mounting, or PreRunner Bumper for bumper mounting.</i>	343.47

JOHN DEERE COMMERCIAL PRODUCTS
RECREATIONAL UTILITY VEHICLES AND EQUIPMENT

RSX850i Sport Green & Yellow - PR

Continued

CODE	ATTACHMENT IDENTIFIER	DESCRIPTION	SUGGESTED LIST PRICE USD (\$)
		ATTACHMENTS FOR FIELD CONVERSION Continued...	
	BM23370	Horn Kit	97.37
	BM24090	Long Range Light Kit <i>Requires OPS Light Kit Switch Bank for OPS or poly roof mounting, or PreRunner bumper for bumper mounting.</i>	191.53
	BM24016	Mid-Range Light Kit <i>Requires OPS Light Kit Switch Bank for OPS or poly roof mounting.</i>	123.06
	BM24089	OPS Switch Bank	67.41
	BM23309	Protection: CV Guards <i>Aluminum</i>	142.31
	BM23368	Floor Mat	78.11
	BM23366	Front Brushguard	329.56
	BM23361	Nerf Bar	252.51
	BM23362	Rear Bumper	186.19
	BM23333	Underbody Armor <i>Aluminum</i>	296.39
	LP37036	Vehicle Cover - Black <i>Available through Order Zone</i>	In Catalog
	LP37037	Vehicle Cover - Camo <i>Available through Order Zone</i>	In Catalog
	LP37040	Vehicle Cover - Transportable (Black) <i>Available through Order Zone</i>	In Catalog
	LP37041	Vehicle Cover - Transportable (Camo) <i>Available through Order Zone</i>	In Catalog
	LP39965	Sprayers / Pressure Washers: 25 Gallon Bed Sprayer <i>Available through Order Zone</i>	In Catalog
	LP39964	45 Gallon Bed Sprayer <i>Available through Order Zone</i>	In Catalog
	LP39098	45 Gallon High Performance Bed Sprayer <i>Available through Order Zone</i>	In Catalog
	LP20485	45 Gallon Tow-Behind Sprayer <i>Available through Order Zone</i>	In Catalog
	LP22885	HP 150 in. Precision Boom	In Catalog
	LP39963	HP 45 Gallon Sprayer - Tow Behind <i>Available through Order Zone</i>	In Catalog
	LP22884	HP Boomless Nozzles	In Catalog

JOHN DEERE COMMERCIAL PRODUCTS
RECREATIONAL UTILITY VEHICLES AND EQUIPMENT

RSX850i Sport Green & Yellow - PR

Continued

CODE	ATTACHMENT IDENTIFIER	DESCRIPTION	SUGGESTED LIST PRICE USD (\$)
		ATTACHMENTS FOR FIELD CONVERSION Continued...	
	LP22911	HP Standard Gator Boom	In Catalog
	BM24437	Winch: Warn Winch (3000 lbs) <i>Requires 2 In. Front Receiver Hitch with Recovery Loops for mounting.</i>	770.40
	BM21392	Winch Accessories Kit	129.47

SERVICE CONTRACTS - RESIDENTIAL OWNERS/USE

Visit <http://www.JohnDeere.com/ServicePlans> for more information on John Deere Service Contracts. May not be Available in Parts of the U.S., Not Available in Canada. Price may vary due to driving distance and/or time from machine to dealership location.

John Deere Extended Service Plan - 1-Year Option <i>1-year extended service plan. (6 months of extended service protection; 1-year of warranty transportation.)</i>	359.99
--	--------

John Deere Extended Service Plan - 2-Year Option <i>2-year extended service plan. (18 months of extended service protection; 2-years of warranty transportation.)</i>	799.99
--	--------

JOHN DEERE COMMERCIAL PRODUCTS

RECREATIONAL UTILITY VEHICLES AND EQUIPMENT

RSX850i Olive & Black Equipment for Base Machine

ENGINE:
62 Engine HP*(839cc),
Electronic Fuel Injection (EFI)
Two Cylinder, Liquid-cooled,
Dual Overhead Cams,
4-Cycle Gasoline
Full Pressure, Dry Sump
w/ Reservoir Lubrication
System
Replaceable Single Dry-Type
Element Air Cleaner with
Remote Intake
7.4 Gallon (28L) Fuel
Capacity
Solid-state Ignition (12V)
Spark-arresting Muffler
ELECTRICAL:
Electric Start
38 Amp Alternator
340 CCA Battery
Four 27 Watt Halogen
Headlights
Brake and Tail Light
TRANSAXLE/TRANSMISSION:
Continuously Variable
Transmission
Full Clutch Enclosure
Two-speed Transaxle
Operator Selectable 4WD
53 mph (85 kph) Maximum
Forward Speed
On-demand True Four-Wheel
Drive System
Limited Slip; Lever Engagement
Front Differential
Traction Assist
Front and Rear Hydraulic Disk
Brakes
Foot Brake; Mechanical Disk
Actuation
Park Brake
Large Diameter half shafts
w/ TPE Boot Axles
STEERING/SUSPENSION:

Rack and Pinion Steering
Independent Front Suspension
Double A-arm w/ Coil Over Shock
& Anti-Sway Bar
(IRS) with 9 inches (229mm) of
travel
Independent Rear Suspension
Semi-trailing double A-arm
w/ Coil Over Shock & Anti-Sway
Bar (IRS) with 9 inches
(229mm) of travel
Standard 2" Rear Receiver
19.7 ft. Turning Radius
Ground Clearance: 10.5 In.
(267 mm)
Ground Clearance
(Under Foot Platform):
10.3 In (267 mm)
FRAME/STYLED PARTS:
Full, robotically welded frame
design
Side frame rails for rock
sliding
ROLL-OVER PROTECTIVE STRUCTURE
(ROPS):
1.75 In. (44.4 mm) Steel Tubular
Overhead Structure
Multiple Passenger Handholds
3-pt. Seat Belts
ISO 3471 & OSHA ROPS Certified
OPERATOR STATION:
Professional High-back Bucket
Seats; Tilt Forward
Adjustment on Driver's Seat
Glove Box
Storage Compartment Under Hood
Two Cup Holders
12v DC Outlet
Digital Instrument Cluster with
(Speed MPH, KPH, RPM, Fuel
Level, Hour meter, Odometer
w/ trip, Clock, Water Temp.,
4WD notice)
DIMENSIONS (WITH ROPS):

119 In. Long x 56.5 In.
Wide x 72 Inches High
PAYLOAD CAPACITY:
800 Lb (363 kg) Total Payload
Capacity which Includes:
200 Lb (91 kg) Driver,
200 Lb (91 kg) Passenger, and
400 Lb (181 kg) in Cargo Box
Towing Capacity:
1,200 Lb (544kg)
CARGO BOX:
32.3 In. Long x 47.6 In. Wide x
11.7 In. Deep
(820mm x 1209mm x 297mm)
8.9 cu. ft (.25 cu.m) Capacity
400 Lbs (181 kg) Box Capacity
Tilting Box; 2-sided Manual
Release
Hinged (Bottom) Tailgate
Steel Wheels
TIRES:
Front: 26x8-12 Ancla MT
(Mud Terrain Tires)
Rear: 26x10-12 Ancla MT
(Mud Terrain Tires)
SAFETY VIDEO TAPE:
Safety and Operational DVD
Operators Manual
*Engine HP is Provided by the
Engine Manufacturer to be Used
for Comparison Purposes Only,
Actual Operating HP will be
Less.

CODE	ATTACHMENT IDENTIFIER	DESCRIPTION	SUGGESTED LIST PRICE USD (\$)
------	-----------------------	-------------	-------------------------------

Select One Code From Each Required Category

BASE MACHINE

F.O.B. Janesville, Wisconsin

4763M	RSX850i Olive & Black <i>Base Machine Suggested List Price Does Not Include 400 USD Destination Charge.</i>	13,099.00
-------	--	-----------

DESTINATION

0202	US / CANADA	In Base Price
0230	Australia/New Zealand	Same Price
0195	Mexico	Same Price

JOHN DEERE COMMERCIAL PRODUCTS
RECREATIONAL UTILITY VEHICLES AND EQUIPMENT

RSX850i Olive & Black
Continued

CODE	ATTACHMENT IDENTIFIER	DESCRIPTION	SUGGESTED LIST PRICE USD (\$)
DESTINATION Continued...			
0250		All Other Countries	Same Price
WHEELS WITH TIRES (FOUR)			
1004		Black Steel Wheels Ancla M-T Extreme Terrain Tire	In Base Price
1008		Silver Alloy Wheels Maxxis Bighorn Radial Tires	823.00
1009		Black Alloy Wheels Maxxis Bighorn Radial Tires	823.00
DRIVER SEAT			
2000		21 In. Standard HB Seat-Black	In Base Price
2001		High Performance Sport Seat - Black	200.00
PACKAGE			
5000		Protection Package <i>Package Consists of: Front Brushguard , OPS Black Poly Sport Roof, Cargo Box Rail. Must order 6010 option code when ordering 5000 option code.</i>	768.00
5010		Less Protection Package	In Base Price
FRONT PROTECTION			
6000		Front Brush Guard	308.00
6001		PreRunner Bumper	308.00
6010		Less Front Brush Guard or PreRunner Bumper	In Base Price
Attachments-Order as Desired			
9435		Spanish North American Kit: Spanish North American Operator's Manual and Decal Kit	No Charge
ATTACHMENTS FOR FIELD CONVERSION			
		Cabs/Roofs/Windshields:	
BM23373		OPS Full No-Scratch Windshield	531.79
BM23358		OPS Full Poly Windshield	362.73
BM23376		OPS Glass Windshield w/ Wiper	714.76
BM23375		OPS Half Poly Windshield	241.81
BM23377		OPS Poly Cab <i>Consists of rear panel and doors. Requires OPS Poly Roof (NOT Sport) and Full Glass or Poly windshield to complete the cab.</i>	2,996.00
BM23864		OPS Poly Rear Window	273.91
BM23397		OPS Poly Roof - Black	329.56

JOHN DEERE COMMERCIAL PRODUCTS
RECREATIONAL UTILITY VEHICLES AND EQUIPMENT

RSX850i Olive & Black
Continued

CODE	ATTACHMENT IDENTIFIER	DESCRIPTION	SUGGESTED LIST PRICE USD (\$)
		ATTACHMENTS FOR FIELD CONVERSION Continued...	
	BM23399	OPS Poly Sport Roof - Black	329.56
	LP10314	OPS Side Mirror - Left <i>Available through Order Zone</i>	In Catalog
	LP10315	OPS Side Mirror - Right <i>Available through Order Zone</i>	In Catalog
	LP37046	OPS Soft Roof - Black <i>Available through Order Zone</i>	In Catalog
	LP37047	OPS Soft Roof - Camo <i>Available through Order Zone</i>	In Catalog
	BM24385	Replacement ROPS Kit RSX850i	426.93
		Cargo Box Options / Storage:	
	BM23849	5 Gallon Pail Holder	38.51
	BM23371	Box Mat	86.67
	BM23526	Cargo Box Rails	109.14
	BM23384	Cargo Box Wall Extensions	329.56
	BM24200	Glove Box Lock	12.84
	LP37044	OPS Overhead Organizer - Black <i>Available through Order Zone</i>	In Catalog
	LP37045	OPS Overhead Organizer - Camo <i>Available through Order Zone</i>	In Catalog
	LP25929	Rhino Grip XL - Double <i>Requires cargo box rails. Available through Order Zone.</i>	In Catalog
	LP25928	Rhino Grip XL - Single <i>Requires cargo box rails. Available through Order Zone.</i>	In Catalog
	BM23385	Tire Rack <i>Requires cargo box rails.</i>	231.76
		Carts / Hitches:	
	LPPCT10LXATV	10AT Cart <i>Available through Order Zone</i>	In Catalog
	LPPCT17ATJD	17AT Cart <i>Available through Order Zone.</i>	In Catalog
	BM23363	2" Front Receiver Hitch and Recovery Loops	109.14
	LPUT21JD	21 Steel Utility Cart <i>Available through Order Zone</i>	In Catalog
	PM05101	Ball Mount - 1.875 in. (48mm)	See Parts
	PM05201	Ball Mount - 2 in. (51mm)	See Parts

JOHN DEERE COMMERCIAL PRODUCTS
RECREATIONAL UTILITY VEHICLES AND EQUIPMENT

RSX850i Olive & Black

Continued

CODE	ATTACHMENT IDENTIFIER	DESCRIPTION	SUGGESTED LIST PRICE USD (\$)
		ATTACHMENTS FOR FIELD CONVERSION Continued...	
	BM22290	Drawbar - 2 in. (51mm)	38.51
	BM24356	Custom & High Performance: Dual Battery Kit <i>Does not include the dual batteries for the kit, ordered seperately</i>	299.60
	BM23981	Fox 2.0 Performance Series Shocks	1,652.09
	BM22703	Seat-Belt Comfort Strap (2)	77.04
	BM23933	Sport Steering Wheel	196.89
	BM23379	Stereo and Speaker Kit <i>Includes mounting kit only; must choose one of the following three head units to have complete stereo:</i> <i>Radio, Heavy Duty AM / FM / WB / AUX (SWJHD1120)</i> <i>Radio, Heavy Duty AM / FM / WB / SAT / I-POD (SWJHD1620)</i> <i>Radio, AM / FM / WB / CD / AUX / SAT Ready (SWJHD3620)</i> <i>Must order head unit through Parts.</i>	660.19
	BM24013	Lights / Signals: Beacon Light <i>Requires OPS Light Kit Switch Bank. Can be mounted to brake/tail light (no roof), or OPS poly roof if installed.</i>	219.36
	BM23442	Hella HID Sport Driving Lights <i>Requires OPS Light Kit Switch Bank for OPS or poly roof mounting, or PreRunner Bumper for bumper mounting.</i>	935.19
	BM24108	Hella Performance Spot Lights <i>Requires OPS Light Kit Switch Bank for OPS or poly roof mounting, or PreRunner Bumper for bumper mounting.</i>	343.47
	BM23370	Horn Kit	97.37
	BM24090	Long Range Light Kit <i>Requires OPS Light Kit Switch Bank for OPS or poly roof mounting, or PreRunner bumper for bumper mounting.</i>	191.53
	BM24016	Mid-Range Light Kit <i>Requires OPS Light Kit Switch Bank for OPS or poly roof mounting.</i>	123.06
	BM24089	OPS Switch Bank	67.41
	BM23309	Protection: CV Guards <i>Aluminum</i>	142.31
	BM23368	Floor Mat	78.11
	BM23366	Front Brushguard	329.56
	BM23361	Nerf Bar	252.51
	BM23364	PreRunner Bumper	329.56
	BM23362	Rear Bumper	186.19

JOHN DEERE COMMERCIAL PRODUCTS
RECREATIONAL UTILITY VEHICLES AND EQUIPMENT

RSX850i Olive & Black
Continued

CODE	ATTACHMENT IDENTIFIER	DESCRIPTION	SUGGESTED LIST PRICE USD (\$)
		ATTACHMENTS FOR FIELD CONVERSION Continued...	
	BM23333	Underbody Armor <i>Aluminum</i>	296.39
	LP37036	Vehicle Cover - Black <i>Available through Order Zone</i>	In Catalog
	LP37037	Vehicle Cover - Camo <i>Available through Order Zone</i>	In Catalog
	LP37040	Vehicle Cover - Transportable (Black) <i>Available through Order Zone</i>	In Catalog
	LP37041	Vehicle Cover - Transportable (Camo) <i>Available through Order Zone</i>	In Catalog
		Sprayers / Pressure Washers:	
	LP39965	25 Gallon Bed Sprayer <i>Available through Order Zone</i>	In Catalog
	LP39964	45 Gallon Bed Sprayer <i>Available through Order Zone</i>	In Catalog
	LP39098	45 Gallon High Performance Bed Sprayer <i>Available through Order Zone</i>	In Catalog
	LP20485	45 Gallon Tow-Behind Sprayer <i>Available through Order Zone</i>	In Catalog
	LP22885	HP 150 in. Precision Boom	In Catalog
	LP39963	HP 45 Gallon Sprayer - Tow Behind <i>Available through Order Zone</i>	In Catalog
	LP22884	HP Boomless Nozzles	In Catalog
	LP22911	HP Standard Gator Boom	In Catalog
		Winch:	
	BM24437	Warn Winch (3000 lbs) <i>Requires 2 In. Front Receiver Hitch with Recovery Loops for mounting.</i>	770.40
	BM21392	Winch Accessories Kit	129.47

SERVICE CONTRACTS - RESIDENTIAL OWNERS/USE

Visit <http://www.JohnDeere.com/ServicePlans> for more information on John Deere Service Contracts. May not be Available in Parts of the U.S., Not Available in Canada. Price may vary due to driving distance and/or time from machine to dealership location.

John Deere Extended Service Plan - 1-Year Option <i>1-year extended service plan. (6 months of extended service protection; 1-year of warranty transportation.)</i>	359.99
--	--------

John Deere Extended Service Plan - 2-Year Option <i>2-year extended service plan. (18 months of extended service protection; 2-years of warranty transportation.)</i>	799.99
--	--------

JOHN DEERE COMMERCIAL PRODUCTS
RECREATIONAL UTILITY VEHICLES AND EQUIPMENT

RSX850i Olive & Black
Continued

JOHN DEERE COMMERCIAL PRODUCTS

RECREATIONAL UTILITY VEHICLES AND EQUIPMENT

RSX850i Trail Olive & Black Equipment for Base Machine

ENGINE:
62 Engine HP*(839cc),
Electronic Fuel Injection (EFI)
Two Cylinder, Liquid-cooled,
Dual Overhead Cams,
4-Cycle Gasoline
Full Pressure, Dry Sump
w/ Reservoir Lubrication
System
Replaceable Single Dry-Type
Element Air Cleaner with
Remote Intake
7.4 Gallon (28L) Fuel
Capacity
Solid-state Ignition (12V)
Spark-arresting Muffler
ELECTRICAL:
Electric Start
38 Amp Alternator
340 CCA Battery
Four 27 Watt Halogen
Headlights
Brake and Tail Light
TRANSAXLE/TRANSMISSION:
Continuously Variable
Transmission
Full Clutch Enclosure
Two-speed Transaxle
Operator Selectable 4WD
53 mph (85 kph) Maximum
Forward Speed
On-demand True Four-Wheel
Drive System
Limited Slip; Lever Engagement
Front Differential
Traction Assist
Front and Rear Hydraulic Disk
Brakes
Foot Brake; Mechanical Disk
Actuation
Park Brake
Large Diameter half shafts
w/ TPE Boot Axles
STEERING/SUSPENSION:
Rack and Pinion Steering

Independent Front Suspension
Double A-arm w/ Coil Over Shock
& Anti-Sway Bar
(IRS) with 9 inches (229mm) of
travel
Independent Rear Suspension
Semi-trailing double A-arm
w/ Coil Over Shock & Anti-Sway
Bar (IRS) with 9 inches
(229mm)
of travel
Standard 2" Rear Receiver
19.7 ft. Turning Radius
Ground Clearance: 10.5 In.
(267 mm)
Ground Clearance
(Under Foot Platform):
10.3 In (267 mm)
FRAME/STYLED PARTS:
Full, robotically welded frame
design
Side frame rails for rock
sliding
ROLL-OVER PROTECTIVE STRUCTURE
(ROPS):
1.75 In. (44.4 mm) Steel Tubular
Overhead Structure
Multiple Passenger Handholds
3-pt. Seat Belts
ISO 3471 & OSHA ROPS Certified
OPERATOR STATION:
Professional High-back Bucket
Seats; Tilt Forward
Adjustment on Driver's Seat
Glove Box
Storage Compartment Under Hood
Two Cup Holders
12v DC Outlet
Digital Instrument Cluster with
(Speed MPH, KPH, RPM, Fuel
Level, Hour meter, Odometer
w/ trip, Clock, Water Temp.,
4WD notice)
DIMENSIONS(WITH ROPS):
119 In. Long x 56.5 In.

Wide x 72 Inches High
PAYLOAD CAPACITY:
800 Lb (363 kg) Total Payload
Capacity which Includes:
200 Lb (91 kg) Driver,
200 Lb (91 kg) Passenger, and
400 Lb (181 kg) in Cargo Box
Towing Capacity:
1,200 Lb (544kg)
CARGO BOX:
32.3 In. Long x 47.6 In. Wide x
11.7 In. Deep
(820mm x 1209mm x 297mm)
8.9 cu. ft (.25 cu.m) Capacity
400 Lbs (181 kg) Box Capacity
Tilting Box; 2-sided Manual
Release
Hinged (Bottom) Tailgate
Alloy Wheels
TIRES:
Front: 26x8-14 Maxxis Bighorns
Rear: 26x10-14 Maxxis Bighorns
TRAIL PACKAGE:
Front Brushguard, Winch, 2"
Front Receiver Hitch and
Recovery Loops, Sport Seats,
Rear Bumper, Cargo Box Rails
SAFETY VIDEO TAPE:
Safety and Operational DVD
Operators Manual
*Engine HP is Provided by the
Engine Manufacturer to be Used
for Comparison Purposes Only,
Actual Operating HP will be
Less.

CODE	ATTACHMENT IDENTIFIER	DESCRIPTION	SUGGESTED LIST PRICE USD (\$)
------	--------------------------	-------------	-------------------------------------

Select One Code From Each Required Category

BASE MACHINE

F.O.B. Janesville, Wisconsin

4764M	RSX850i Trail Olive & Black <i>Base Machine Suggested List Price Does Not Include 400 USD Destination Charge.</i>	15,099.00
-------	--	-----------

DESTINATION

0202	US / CANADA	In Base Price
0230	Australia/New Zealand	Same Price

JOHN DEERE COMMERCIAL PRODUCTS
RECREATIONAL UTILITY VEHICLES AND EQUIPMENT

RSX850i Trail Olive & Black

Continued

CODE	ATTACHMENT IDENTIFIER	DESCRIPTION	SUGGESTED LIST PRICE USD (\$)
DESTINATION Continued...			
0195		Mexico	Same Price
0250		All Other Countries	Same Price
WHEELS WITH TIRES (FOUR)			
1008		Silver Alloy Wheels Maxxis Bighorn Radial Tires	In Base Price
1009		Black Alloy Wheels Maxxis Bighorn Radial Tires	Same Price
DRIVER SEAT			
2001		High Performance Sport Seat - Black	In Base Price
PACKAGE			
5200		Trail Package <i>Front Brushguard, Winch 3000Lb., 2" Front Receiver Hitch and Recovery Loops, Rear Bumper, Cargo Box Rails.</i>	In Base Price

Attachments-Order as Desired

9435		Spanish North American Kit: Spanish North American Operator's Manual and Decal Kit	No Charge
------	--	--	-----------

ATTACHMENTS FOR FIELD CONVERSION

Cabs/Roofs/Windshields:			
BM23373		OPS Full No-Scratch Windshield	531.79
BM23358		OPS Full Poly Windshield	362.73
BM23376		OPS Glass Windshield w/ Wiper	714.76
BM23375		OPS Half Poly Windshield	241.81
BM23377		OPS Poly Cab <i>Consists of rear panel and doors. Requires OPS Poly Roof (NOT Sport) and Full Glass or Poly windshield to complete the cab.</i>	2,996.00
BM23864		OPS Poly Rear Window	273.91
BM23397		OPS Poly Roof - Black	329.56
BM23399		OPS Poly Sport Roof - Black	329.56
LP10314		OPS Side Mirror - Left <i>Available through Order Zone</i>	In Catalog
LP10315		OPS Side Mirror - Right <i>Available through Order Zone</i>	In Catalog
LP37046		OPS Soft Roof - Black <i>Available through Order Zone</i>	In Catalog

JOHN DEERE COMMERCIAL PRODUCTS
RECREATIONAL UTILITY VEHICLES AND EQUIPMENT

RSX850i Trail Olive & Black

Continued

CODE	ATTACHMENT IDENTIFIER	DESCRIPTION	SUGGESTED LIST PRICE USD (\$)
		ATTACHMENTS FOR FIELD CONVERSION Continued...	
	LP37047	OPS Soft Roof - Camo <i>Available through Order Zone</i>	In Catalog
	BM24438	Replacement ROPS Kit RSX850i	405.53
		Cargo Box Options / Storage:	
	BM23849	5 Gallon Pail Holder	38.51
	BM23371	Box Mat	86.67
	BM23384	Cargo Box Wall Extensions	329.56
	BM24200	Glove Box Lock	12.84
	LP37044	OPS Overhead Organizer - Black <i>Available through Order Zone</i>	In Catalog
	LP37045	OPS Overhead Organizer - Camo <i>Available through Order Zone</i>	In Catalog
	LP25929	Rhino Grip XL - Double <i>Requires cargo box rails. Available through Order Zone.</i>	In Catalog
	LP25928	Rhino Grip XL - Single <i>Requires cargo box rails. Available through Order Zone.</i>	In Catalog
	BM23385	Tire Rack <i>Requires cargo box rails.</i>	231.76
		Carts / Hitches:	
	LPPCT10LXATV	10AT Cart <i>Available through Order Zone</i>	In Catalog
	LPPCT17ATJD	17AT Cart <i>Available through Order Zone.</i>	In Catalog
	LPUT21JD	21 Steel Utility Cart <i>Available through Order Zone</i>	In Catalog
	PM05101	Ball Mount - 1.875 in. (48mm)	See Parts
	PM05201	Ball Mount - 2 in. (51mm)	See Parts
	BM22290	Drawbar - 2 in. (51mm)	38.51
		Custom & High Performance:	
	BM24356	Dual Battery Kit <i>Does not include the dual batteries for the kit, ordered seperately</i>	299.60
	BM23981	Fox 2.0 Performance Series Shocks	1,652.09
	BM22703	Seat-Belt Comfort Strap (2)	77.04
	BM23933	Sport Steering Wheel	196.89

JOHN DEERE COMMERCIAL PRODUCTS
RECREATIONAL UTILITY VEHICLES AND EQUIPMENT

RSX850i Trail Olive & Black

Continued

CODE	ATTACHMENT IDENTIFIER	DESCRIPTION	SUGGESTED LIST PRICE USD (\$)
		ATTACHMENTS FOR FIELD CONVERSION Continued...	
	BM23379	Stereo and Speaker Kit <i>Includes mounting kit only; must choose one of the following three head units to have complete stereo:</i> <i>Radio, Heavy Duty AM / FM / WB / AUX (SWJHD1120)</i> <i>Radio, Heavy Duty AM / FM / WB / SAT / I-POD (SWJHD1620)</i> <i>Radio, AM / FM / WB / CD / AUX / SAT Ready (SWJHD3620)</i> <i>Must order head unit through Parts.</i>	660.19
	BM24013	Lights / Signals: Beacon Light <i>Requires OPS Light Kit Switch Bank. Can be mounted to brake/tail light (no roof), or OPS poly roof if installed.</i>	219.36
	BM23442	Hella HID Sport Driving Lights <i>Requires OPS Light Kit Switch Bank for OPS or poly roof mounting, or PreRunner Bumper for bumper mounting.</i>	935.19
	BM24108	Hella Performance Spot Lights <i>Requires OPS Light Kit Switch Bank for OPS or poly roof mounting, or PreRunner Bumper for bumper mounting.</i>	343.47
	BM23370	Horn Kit	97.37
	BM24090	Long Range Light Kit <i>Requires OPS Light Kit Switch Bank for OPS or poly roof mounting, or PreRunner bumper for bumper mounting.</i>	191.53
	BM24016	Mid-Range Light Kit <i>Requires OPS Light Kit Switch Bank for OPS or poly roof mounting.</i>	123.06
	BM24089	OPS Switch Bank	67.41
	BM23309	Protection: CV Guards <i>Aluminum</i>	142.31
	BM23368	Floor Mat	78.11
	BM23361	Nerf Bar	252.51
	BM23364	PreRunner Bumper	329.56
	BM23333	Underbody Armor <i>Aluminum</i>	296.39
	LP37036	Vehicle Cover - Black <i>Available through Order Zone</i>	In Catalog
	LP37037	Vehicle Cover - Camo <i>Available through Order Zone</i>	In Catalog
	LP37040	Vehicle Cover - Transportable (Black) <i>Available through Order Zone</i>	In Catalog
	LP37041	Vehicle Cover - Transportable (Camo) <i>Available through Order Zone</i>	In Catalog

JOHN DEERE COMMERCIAL PRODUCTS
RECREATIONAL UTILITY VEHICLES AND EQUIPMENT

RSX850i Trail Olive & Black

Continued

CODE	ATTACHMENT IDENTIFIER	DESCRIPTION	SUGGESTED LIST PRICE USD (\$)
ATTACHMENTS FOR FIELD CONVERSION Continued...			
		Sprayers / Pressure Washers:	
	LP39965	25 Gallon Bed Sprayer <i>Available through Order Zone</i>	In Catalog
	LP39964	45 Gallon Bed Sprayer <i>Available through Order Zone</i>	In Catalog
	LP39098	45 Gallon High Performance Bed Sprayer <i>Available through Order Zone</i>	In Catalog
	LP20485	45 Gallon Tow-Behind Sprayer <i>Available through Order Zone</i>	In Catalog
	LP22885	HP 150 in. Precision Boom	In Catalog
	LP39963	HP 45 Gallon Sprayer - Tow Behind <i>Available through Order Zone</i>	In Catalog
	LP22884	HP Boomless Nozzles	In Catalog
	LP22911	HP Standard Gator Boom	In Catalog
		Winch:	
	BM21392	Winch Accessories Kit	129.47

SERVICE CONTRACTS - RESIDENTIAL OWNERS/USE

Visit <http://www.JohnDeere.com/ServicePlans> for more information on John Deere Service Contracts. May not be Available in Parts of the U.S., Not Available in Canada. Price may vary due to driving distance and/or time from machine to dealership location.

John Deere Extended Service Plan - 1-Year Option <i>1-year extended service plan. (6 months of extended service protection; 1-year of warranty transportation.)</i>	359.99
--	--------

John Deere Extended Service Plan - 2-Year Option <i>2-year extended service plan. (18 months of extended service protection; 2-years of warranty transportation.)</i>	799.99
--	--------

JOHN DEERE COMMERCIAL PRODUCTS

RECREATIONAL UTILITY VEHICLES AND EQUIPMENT

RSX850i Sport Olive & Black Equipment for Base Machine

ENGINE:
62 Engine HP*(839cc),
Electronic Fuel Injection (EFI)
Two Cylinder, Liquid-cooled,
Dual Overhead Cams,
4-Cycle Gasoline
Full Pressure, Dry Sump
w/ Reservoir Lubrication
System
Replaceable Single Dry-Type
Element Air Cleaner with
Remote Intake
7.4 Gallon (28L) Fuel
Capacity
Solid-state Ignition (12V)
Spark-arresting Muffler
ELECTRICAL:
Electric Start
38 Amp Alternator
340 CCA Battery
Four 27 Watt Halogen
Headlights
Brake and Tail Light
TRANSAXLE/TRANSMISSION:
Continuously Variable
Transmission
Full Clutch Enclosure
Two-speed Transaxle
Operator Selectable 4WD
53 mph (85 kph) Maximum
Forward Speed
On-demand True Four-Wheel
Drive System
Limited Slip; Lever Engagement
Front Differential
Traction Assist
Front and Rear Hydraulic Disk
Brakes
Foot Brake; Mechanical Disk
Actuation
Park Brake
Large Diameter half shafts
w/ TPE Boot Axles
STEERING/SUSPENSION:
Rack and Pinion Steering

Independent Front Suspension
Double A-arm w/ Coil Over Shock
& Anti-Sway Bar
(IRS) with 9 inches (229mm) of
travel
Independent Rear Suspension
Semi-trailing double A-arm
w/ Coil Over Shock & Anti-Sway
Bar (IRS) with 9 inches
(229mm)
of travel
Standard 2" Rear Receiver
19.7 ft. Turning Radius
Ground Clearance: 10.5 In.
(267 mm)
Ground Clearance
(Under Foot Platform):
10.3 In (267 mm)
FRAME/STYLED PARTS:
Full, robotically welded frame
design
Side frame rails for rock
sliding
ROLL-OVER PROTECTIVE STRUCTURE
(ROPS):
1.75 In. (44.4 mm) Steel Tubular
Overhead Structure
Multiple Passenger Handholds
3-pt. Seat Belts
ISO 3471 & OSHA ROPS Certified
OPERATOR STATION:
Professional High-back Bucket
Seats; Tilt Forward
Adjustment on Driver's Seat
Glove Box
Storage Compartment Under Hood
Two Cup Holders
12v DC Outlet
Digital Instrument Cluster with
(Speed MPH, KPH, RPM, Fuel
Level, Hour meter, Odometer
w/ trip, Clock, Water Temp.,
4WD notice)
DIMENSIONS(WITH ROPS):
119 In. Long x 56.5 In.

Wide x 72 Inches High
PAYLOAD CAPACITY:
800 Lb (363 kg) Total Payload
Capacity which Includes:
200 Lb (91 kg) Driver,
200 Lb (91 kg) Passenger, and
400 Lb (181 kg) in Cargo Box
Towing Capacity:
1,200 Lb (544kg)
CARGO BOX:
32.3 In. Long x 47.6 In. Wide x
11.7 In. Deep
(820mm x 1209mm x 297mm)
8.9 cu. ft (.25 cu.m) Capacity
400 Lbs (181 kg) Box Capacity
Tilting Box; 2-sided Manual
Release
Hinged (Bottom) Tailgate
Alloy Wheels
TIRES:
Front: 26x8-14 Maxxis Bighorns
Rear: 26x10-14 Maxxis Bighorns
SPORT PACKAGE:
PreRunner Bumper, Cargo Box
Rails,
Sport Seat, Sport Steering
Wheel, Fox 2.0 Performance
Series Shocks
SAFETY VIDEO TAPE:
Safety and Operational DVD
Operators Manual
*Engine HP is Provided by the
Engine Manufacturer to be Used
for Comparison Purposes Only,
Actual Operating HP will be
Less.

CODE	ATTACHMENT IDENTIFIER	DESCRIPTION	SUGGESTED LIST PRICE USD (\$)
------	--------------------------	-------------	-------------------------------------

Select One Code From Each Required Category

BASE MACHINE

F.O.B. Janesville, Wisconsin

4765M	RSX850i Sport Olive & Black <i>Base Machine Suggested List Price Does Not Include 400 USD Destination Charge.</i>	15,599.00
-------	--	-----------

DESTINATION

0202	US / CANADA	In Base Price
0230	Australia/New Zealand	Same Price

JOHN DEERE COMMERCIAL PRODUCTS
RECREATIONAL UTILITY VEHICLES AND EQUIPMENT

RSX850i Sport Olive & Black
Continued

CODE	ATTACHMENT IDENTIFIER	DESCRIPTION	SUGGESTED LIST PRICE USD (\$)
0195		DESTINATION Continued... Mexico	Same Price
0250		All Other Countries	Same Price
WHEELS WITH TIRES (FOUR)			
1008		Silver Alloy Wheels Maxxis Bighorn Radial Tires	In Base Price
1009		Black Alloy Wheels Maxxis Bighorn Radial Tires	Same Price
DRIVER SEAT			
2001		High Performance Sport Seat - Black	In Base Price
PACKAGE			
5300		Sport Package <i>PreRunner Bumper, Cargo Box Rails, Sport Steering Wheel.</i>	In Base Price

Attachments-Order as Desired

9435		Spanish North American Kit: Spanish North American Operator's Manual and Decal Kit	No Charge
------	--	--	-----------

ATTACHMENTS FOR FIELD CONVERSION

	Cabs/Roofs/Windshields:	
BM23373	OPS Full No-Scratch Windshield	531.79
BM23358	OPS Full Poly Windshield	362.73
BM23376	OPS Glass Windshield w/ Wiper	714.76
BM23375	OPS Half Poly Windshield	241.81
BM23377	OPS Poly Cab <i>Consists of rear panel and doors. Requires OPS Poly Roof (NOT Sport) and Full Glass or Poly windshield to complete the cab.</i>	2,996.00
BM23864	OPS Poly Rear Window	273.91
BM23397	OPS Poly Roof - Black	329.56
BM23399	OPS Poly Sport Roof - Black	329.56
LP10314	OPS Side Mirror - Left <i>Available through Order Zone</i>	In Catalog
LP10315	OPS Side Mirror - Right <i>Available through Order Zone</i>	In Catalog
LP37046	OPS Soft Roof - Black <i>Available through Order Zone</i>	In Catalog
LP37047	OPS Soft Roof - Camo <i>Available through Order Zone</i>	In Catalog

JOHN DEERE COMMERCIAL PRODUCTS
RECREATIONAL UTILITY VEHICLES AND EQUIPMENT

RSX850i Sport Olive & Black
Continued

CODE	ATTACHMENT IDENTIFIER	DESCRIPTION	SUGGESTED LIST PRICE USD (\$)
		ATTACHMENTS FOR FIELD CONVERSION Continued...	
	BM24438	Replacement ROPS Kit RSX850i	405.53
		Cargo Box Options / Storage:	
	BM23849	5 Gallon Pail Holder	38.51
	BM23371	Box Mat	86.67
	BM23384	Cargo Box Wall Extensions	329.56
	BM24200	Glove Box Lock	12.84
	LP37044	OPS Overhead Organizer - Black <i>Available through Order Zone</i>	In Catalog
	LP37045	OPS Overhead Organizer - Camo <i>Available through Order Zone</i>	In Catalog
	LP25929	Rhino Grip XL - Double <i>Requires cargo box rails. Available through Order Zone.</i>	In Catalog
	LP25928	Rhino Grip XL - Single <i>Requires cargo box rails. Available through Order Zone.</i>	In Catalog
	BM23385	Tire Rack <i>Requires cargo box rails.</i>	231.76
		Carts / Hitches:	
	LPPCT10LXATV	10AT Cart <i>Available through Order Zone</i>	In Catalog
	LPPCT17ATJD	17AT Cart <i>Available through Order Zone.</i>	In Catalog
	BM23363	2" Front Receiver Hitch and Recovery Loops	109.14
	LPUT21JD	21 Steel Utility Cart <i>Available through Order Zone</i>	In Catalog
	PM05101	Ball Mount - 1.875 in. (48mm)	See Parts
	PM05201	Ball Mount - 2 in. (51mm)	See Parts
	BM22290	Drawbar - 2 in. (51mm)	38.51
		Custom & High Performance:	
	BM24356	Dual Battery Kit <i>Does not include the dual batteries for the kit, ordered seperately</i>	299.60
	BM22703	Seat-Belt Comfort Strap (2)	77.04
	BM23379	Stereo and Speaker Kit <i>Includes mounting kit only; must choose one of the following three head units to have complete stereo:</i> <i>Radio, Heavy Duty AM / FM / WB / AUX (SWJHD1120)</i> <i>Radio, Heavy Duty AM / FM / WB / SAT / I-POD (SWJHD1620)</i> <i>Radio, AM / FM / WB / CD / AUX / SAT Ready (SWJHD3620)</i> <i>Must order head unit through Parts.</i>	660.19
		Lights / Signals:	

JOHN DEERE COMMERCIAL PRODUCTS
RECREATIONAL UTILITY VEHICLES AND EQUIPMENT

RSX850i Sport Olive & Black

Continued

CODE	ATTACHMENT IDENTIFIER	DESCRIPTION	SUGGESTED LIST PRICE USD (\$)
		ATTACHMENTS FOR FIELD CONVERSION Continued...	
	BM24013	Beacon Light <i>Requires OPS Light Kit Switch Bank. Can be mounted to brake/tail light (no roof), or OPS poly roof if installed.</i>	219.36
	BM23442	Hella HID Sport Driving Lights <i>Requires OPS Light Kit Switch Bank for OPS or poly roof mounting, or PreRunner Bumper for bumper mounting.</i>	935.19
	BM24108	Hella Performance Spot Lights <i>Requires OPS Light Kit Switch Bank for OPS or poly roof mounting, or PreRunner Bumper for bumper mounting.</i>	343.47
	BM23370	Horn Kit	97.37
	BM24090	Long Range Light Kit <i>Requires OPS Light Kit Switch Bank for OPS or poly roof mounting, or PreRunner bumper for bumper mounting.</i>	191.53
	BM24016	Mid-Range Light Kit <i>Requires OPS Light Kit Switch Bank for OPS or poly roof mounting.</i>	123.06
	BM24089	OPS Switch Bank	67.41
	BM23309	Protection: CV Guards <i>Aluminum</i>	142.31
	BM23368	Floor Mat	78.11
	BM23366	Front Brushguard	329.56
	BM23361	Nerf Bar	252.51
	BM23362	Rear Bumper	186.19
	BM23333	Underbody Armor <i>Aluminum</i>	296.39
	LP37036	Vehicle Cover - Black <i>Available through Order Zone</i>	In Catalog
	LP37037	Vehicle Cover - Camo <i>Available through Order Zone</i>	In Catalog
	LP37040	Vehicle Cover - Transportable (Black) <i>Available through Order Zone</i>	In Catalog
	LP37041	Vehicle Cover - Transportable (Camo) <i>Available through Order Zone</i>	In Catalog
		Sprayers / Pressure Washers:	
	LP39965	25 Gallon Bed Sprayer <i>Available through Order Zone</i>	In Catalog
	LP39964	45 Gallon Bed Sprayer <i>Available through Order Zone</i>	In Catalog

JOHN DEERE COMMERCIAL PRODUCTS
RECREATIONAL UTILITY VEHICLES AND EQUIPMENT

RSX850i Sport Olive & Black

Continued

CODE	ATTACHMENT IDENTIFIER	DESCRIPTION	SUGGESTED LIST PRICE USD (\$)
		ATTACHMENTS FOR FIELD CONVERSION Continued...	
	LP39098	45 Gallon High Performance Bed Sprayer <i>Available through Order Zone</i>	In Catalog
	LP20485	45 Gallon Tow-Behind Sprayer <i>Available through Order Zone</i>	In Catalog
	LP22885	HP 150 in. Precision Boom	In Catalog
	LP39963	HP 45 Gallon Sprayer - Tow Behind <i>Available through Order Zone</i>	In Catalog
	LP22884	HP Boomless Nozzles	In Catalog
	LP22911	HP Standard Gator Boom	In Catalog
		Winch:	
	BM24437	Warn Winch (3000 lbs) <i>Requires 2 In. Front Receiver Hitch with Recovery Loops for mounting.</i>	770.40
	BM21392	Winch Accessories Kit	129.47

SERVICE CONTRACTS - RESIDENTIAL OWNERS/USE

Visit <http://www.JohnDeere.com/ServicePlans> for more information on John Deere Service Contracts. May not be Available in Parts of the U.S., Not Available in Canada. Price may vary due to driving distance and/or time from machine to dealership location.

John Deere Extended Service Plan - 1-Year Option <i>1-year extended service plan. (6 months of extended service protection; 1-year of warranty transportation.)</i>	359.99
--	--------

John Deere Extended Service Plan - 2-Year Option <i>2-year extended service plan. (18 months of extended service protection; 2-years of warranty transportation.)</i>	799.99
--	--------

JOHN DEERE COMMERCIAL PRODUCTS

RECREATIONAL UTILITY VEHICLES AND EQUIPMENT

RSX850i Camo Equipment for Base Machine

ENGINE:
62 Engine HP*(839cc),
Electronic Fuel Injection (EFI)
Two Cylinder, Liquid-cooled,
Dual Overhead Cams,
4-Cycle Gasoline
Full Pressure, Dry Sump
w/ Reservoir Lubrication
System
Replaceable Single Dry-Type
Element Air Cleaner with
Remote Intake
7.4 Gallon (28L) Fuel
Capacity
Solid-state Ignition (12V)
Spark-arresting Muffler
ELECTRICAL:
Electric Start
38 Amp Alternator
340 CCA Battery
Four 27 Watt Halogen
Headlights
Brake and Tail Light
TRANSAXLE/TRANSMISSION:
Continuously Variable
Transmission
Full Clutch Enclosure
Two-speed Transaxle
Operator Selectable 4WD
53 mph (85 kph) Maximum
Forward Speed
On-demand True Four-Wheel
Drive System
Limited Slip; Lever Engagement
Front Differential
Traction Assist
Front and Rear Hydraulic Disk
Brakes
Foot Brake; Mechanical Disk
Actuation
Park Brake
Large Diameter half shafts
w/ TPE Boot Axles
STEERING/SUSPENSION:

Rack and Pinion Steering
Independent Front Suspension
Double A-arm w/ Coil Over Shock
& Anti-Sway Bar
(IRS) with 9 inches (229mm) of
travel
Independent Rear Suspension
Semi-trailing double A-arm
w/ Coil Over Shock & Anti-Sway
Bar (IRS) with 9 inches
(229mm) of travel
Standard 2" Rear Receiver
19.7 ft. Turning Radius
Ground Clearance: 10.5 In.
(267 mm)
Ground Clearance
(Under Foot Platform):
10.3 In (267 mm)
FRAME/STYLED PARTS:
Full, robotically welded frame
design
Side frame rails for rock
sliding
ROLL-OVER PROTECTIVE STRUCTURE
(ROPS):
1.75 In. (44.4 mm) Steel Tubular
Overhead Structure
Multiple Passenger Handholds
3-pt. Seat Belts
ISO 3471 & OSHA ROPS Certified
OPERATOR STATION:
Professional High-back Bucket
Seats; Tilt Forward
Adjustment on Driver's Seat
Glove Box
Storage Compartment Under Hood
Two Cup Holders
12v DC Outlet
Digital Instrument Cluster with
(Speed MPH, KPH, RPM, Fuel
Level, Hour meter, Odometer
w/ trip, Clock, Water Temp.,
4WD notice)
DIMENSIONS (WITH ROPS):

119 In. Long x 56.5 In.
Wide x 72 Inches High
PAYLOAD CAPACITY:
800 Lb (363 kg) Total Payload
Capacity which Includes:
200 Lb (91 kg) Driver,
200 Lb (91 kg) Passenger, and
400 Lb (181 kg) in Cargo Box
Towing Capacity:
1,200 Lb (544kg)
CARGO BOX:
32.3 In. Long x 47.6 In. Wide x
11.7 In. Deep
(820mm x 1209mm x 297mm)
8.9 cu. ft (.25 cu.m) Capacity
400 Lbs (181 kg) Box Capacity
Tilting Box; 2-sided Manual
Release
Hinged (Bottom) Tailgate
Steel Wheels
TIRES:
Front: 26x8-12 Ancla MT
(Mud Terrain Tires)
Rear: 26x10-12 Ancla MT
(Mud Terrain Tires)
SAFETY VIDEO TAPE:
Safety and Operational DVD
Operators Manual
*Engine HP is Provided by the
Engine Manufacturer to be Used
for Comparison Purposes Only,
Actual Operating HP will be
Less.

CODE	ATTACHMENT IDENTIFIER	DESCRIPTION	SUGGESTED LIST PRICE USD (\$)
------	--------------------------	-------------	-------------------------------------

Select One Code From Each Required Category

BASE MACHINE

F.O.B. Janesville, Wisconsin

4766M	RSX850i Camo <i>Base Machine Suggested List Price Does Not Include 400 USD Destination Charge.</i>	13,549.00
-------	--	-----------

DESTINATION

0202	US / CANADA	In Base Price
0230	Australia/New Zealand	Same Price
0195	Mexico	Same Price

JOHN DEERE COMMERCIAL PRODUCTS
RECREATIONAL UTILITY VEHICLES AND EQUIPMENT

RSX850i Camo

Continued

CODE	ATTACHMENT IDENTIFIER	DESCRIPTION	SUGGESTED LIST PRICE USD (\$)
DESTINATION Continued...			
0250		All Other Countries	Same Price
WHEELS WITH TIRES (FOUR)			
1004		Black Steel Wheels Ancla M-T Extreme Terrain Tire	In Base Price
1008		Silver Alloy Wheels Maxxis Bighorn Radial Tires	823.00
1009		Black Alloy Wheels Maxxis Bighorn Radial Tires	823.00
DRIVER SEAT			
2000		21 In. Standard HB Seat-Black	In Base Price
2001		High Performance Sport Seat - Black	200.00
PACKAGE			
5000		Protection Package <i>Package Consists of: Front Brushguard, OPS Camo Poly Roof, Cargo Box Rail. Must order 6010 option code when ordering 5000 option code.</i>	1,154.00
5010		Less Protection Package	In Base Price
FRONT PROTECTION			
6000		Front Brush Guard	308.00
6001		PreRunner Bumper	308.00
6010		Less Front Brush Guard or PreRunner Bumper	In Base Price
Attachments-Order as Desired			
9435		Spanish North American Kit: Spanish North American Operator's Manual and Decal Kit	No Charge
ATTACHMENTS FOR FIELD CONVERSION			
		Cabs/Roofs/Windshields:	
BM23373		OPS Full No-Scratch Windshield	531.79
BM23358		OPS Full Poly Windshield	362.73
BM23376		OPS Glass Windshield w/ Wiper	714.76
BM23375		OPS Half Poly Windshield	241.81
BM23377		OPS Poly Cab <i>Consists of rear panel and doors. Requires OPS Poly Roof (NOT Sport) and Full Glass or Poly windshield to complete the cab.</i>	2,996.00
BM23864		OPS Poly Rear Window	273.91
BM23397		OPS Poly Roof - Black	329.56

JOHN DEERE COMMERCIAL PRODUCTS
RECREATIONAL UTILITY VEHICLES AND EQUIPMENT

RSX850i Camo

Continued

CODE	ATTACHMENT IDENTIFIER	DESCRIPTION	SUGGESTED LIST PRICE USD (\$)
		ATTACHMENTS FOR FIELD CONVERSION Continued...	
	BM23853	OPS Poly Roof - Camo	714.76
	BM23399	OPS Poly Sport Roof - Black	329.56
	LP10314	OPS Side Mirror - Left <i>Available through Order Zone</i>	In Catalog
	LP10315	OPS Side Mirror - Right <i>Available through Order Zone</i>	In Catalog
	LP37046	OPS Soft Roof - Black <i>Available through Order Zone</i>	In Catalog
	LP37047	OPS Soft Roof - Camo <i>Available through Order Zone</i>	In Catalog
	BM24385	Replacement ROPS Kit RSX850i	426.93
		Cargo Box Options / Storage:	
	BM23849	5 Gallon Pail Holder	38.51
	BM23371	Box Mat	86.67
	BM23526	Cargo Box Rails	109.14
	BM23384	Cargo Box Wall Extensions	329.56
	BM24200	Glove Box Lock	12.84
	LP37044	OPS Overhead Organizer - Black <i>Available through Order Zone</i>	In Catalog
	LP37045	OPS Overhead Organizer - Camo <i>Available through Order Zone</i>	In Catalog
	LP25929	Rhino Grip XL - Double <i>Requires cargo box rails. Available through Order Zone.</i>	In Catalog
	LP25928	Rhino Grip XL - Single <i>Requires cargo box rails. Available through Order Zone.</i>	In Catalog
	BM23385	Tire Rack <i>Requires cargo box rails.</i>	231.76
		Carts / Hitches:	
	LPPCT10LXATV	10AT Cart <i>Available through Order Zone</i>	In Catalog
	LPPCT17ATJD	17AT Cart <i>Available through Order Zone.</i>	In Catalog
	BM23363	2" Front Receiver Hitch and Recovery Loops	109.14
	LPUT21JD	21 Steel Utility Cart <i>Available through Order Zone</i>	In Catalog
	PM05101	Ball Mount - 1.875 in. (48mm)	See Parts

JOHN DEERE COMMERCIAL PRODUCTS
RECREATIONAL UTILITY VEHICLES AND EQUIPMENT

RSX850i Camo

Continued

CODE	ATTACHMENT IDENTIFIER	DESCRIPTION	SUGGESTED LIST PRICE USD (\$)
		ATTACHMENTS FOR FIELD CONVERSION Continued...	
	PM05201	Ball Mount - 2 in. (51mm)	See Parts
	BM22290	Drawbar - 2 in. (51mm)	38.51
	BM24356	Custom & High Performance: Dual Battery Kit <i>Does not include the dual batteries for the kit, ordered seperately</i>	299.60
	BM23981	Fox 2.0 Performance Series Shocks	1,652.09
	BM22703	Seat-Belt Comfort Strap (2)	77.04
	BM23933	Sport Steering Wheel	196.89
	BM23379	Stereo and Speaker Kit <i>Includes mounting kit only; must choose one of the following three head units to have complete stereo:</i> <i>Radio, Heavy Duty AM / FM / WB / AUX (SWJHD1120)</i> <i>Radio, Heavy Duty AM / FM / WB / SAT / I-POD (SWJHD1620)</i> <i>Radio, AM / FM / WB / CD / AUX / SAT Ready (SWJHD3620)</i> <i>Must order head unit through Parts.</i>	660.19
	BM24013	Lights / Signals: Beacon Light <i>Requires OPS Light Kit Switch Bank. Can be mounted to brake/tail light (no roof), or OPS poly roof if installed.</i>	219.36
	BM23442	Hella HID Sport Driving Lights <i>Requires OPS Light Kit Switch Bank for OPS or poly roof mounting, or PreRunner Bumper for bumper mounting.</i>	935.19
	BM24108	Hella Performance Spot Lights <i>Requires OPS Light Kit Switch Bank for OPS or poly roof mounting, or PreRunner Bumper for bumper mounting.</i>	343.47
	BM23370	Horn Kit	97.37
	BM24090	Long Range Light Kit <i>Requires OPS Light Kit Switch Bank for OPS or poly roof mounting, or PreRunner bumper for bumper mounting.</i>	191.53
	BM24016	Mid-Range Light Kit <i>Requires OPS Light Kit Switch Bank for OPS or poly roof mounting.</i>	123.06
	BM24089	OPS Switch Bank	67.41
	BM23309	Protection: CV Guards <i>Aluminum</i>	142.31
	BM23368	Floor Mat	78.11
	BM23366	Front Brushguard	329.56
	BM23361	Nerf Bar	252.51
	BM23364	PreRunner Bumper	329.56

JOHN DEERE COMMERCIAL PRODUCTS
RECREATIONAL UTILITY VEHICLES AND EQUIPMENT

RSX850i Camo
Continued

CODE	ATTACHMENT IDENTIFIER	DESCRIPTION	SUGGESTED LIST PRICE USD (\$)
		ATTACHMENTS FOR FIELD CONVERSION Continued...	
	BM23362	Rear Bumper	186.19
	BM23333	Underbody Armor <i>Aluminum</i>	296.39
	LP37036	Vehicle Cover - Black <i>Available through Order Zone</i>	In Catalog
	LP37037	Vehicle Cover - Camo <i>Available through Order Zone</i>	In Catalog
	LP37040	Vehicle Cover - Transportable (Black) <i>Available through Order Zone</i>	In Catalog
	LP37041	Vehicle Cover - Transportable (Camo) <i>Available through Order Zone</i>	In Catalog
		Sprayers / Pressure Washers:	
	LP39965	25 Gallon Bed Sprayer <i>Available through Order Zone</i>	In Catalog
	LP39964	45 Gallon Bed Sprayer <i>Available through Order Zone</i>	In Catalog
	LP39098	45 Gallon High Performance Bed Sprayer <i>Available through Order Zone</i>	In Catalog
	LP20485	45 Gallon Tow-Behind Sprayer <i>Available through Order Zone</i>	In Catalog
	LP22885	HP 150 in. Precision Boom	In Catalog
	LP39963	HP 45 Gallon Sprayer - Tow Behind <i>Available through Order Zone</i>	In Catalog
	LP22884	HP Boomless Nozzles	In Catalog
	LP22911	HP Standard Gator Boom	In Catalog
		Winch:	
	BM24437	Warn Winch (3000 lbs) <i>Requires 2 In. Front Receiver Hitch with Recovery Loops for mounting.</i>	770.40
	BM21392	Winch Accessories Kit	129.47

SERVICE CONTRACTS - RESIDENTIAL OWNERS/USE

Visit <http://www.JohnDeere.com/ServicePlans> for more information on John Deere Service Contracts. May not be Available in Parts of the U.S., Not Available in Canada. Price may vary due to driving distance and/or time from machine to dealership location.

John Deere Extended Service Plan - 1-Year Option <i>1-year extended service plan. (6 months of extended service protection; 1-year of warranty transportation.)</i>	359.99
--	--------

John Deere Extended Service Plan - 2-Year Option <i>2-year extended service plan. (18 months of extended service protection;</i>	799.99
---	--------

JOHN DEERE COMMERCIAL PRODUCTS
RECREATIONAL UTILITY VEHICLES AND EQUIPMENT

RSX850i Camo

Continued

CODE	ATTACHMENT IDENTIFIER	DESCRIPTION	SUGGESTED LIST PRICE USD (\$)
SERVICE CONTRACTS - RESIDENTIAL OWNERS/USE			
Continued...			
<i>2-years of warranty transportation.)</i>			

JOHN DEERE COMMERCIAL PRODUCTS

RECREATIONAL UTILITY VEHICLES AND EQUIPMENT

RSX850i Trail Camo with Black Alloys - PR

Equipment for Base Machine

ENGINE: 62 Engine HP*(839cc), Electronic Fuel Injection (EFI) Two Cylinder, Liquid-cooled, Dual Overhead Cams, 4-Cycle Gasoline Full Pressure, Dry Sump w/ Reservoir Lubrication System Replaceable Single Dry-Type Element Air Cleaner with Remote Intake 7.4 Gallon (28L) Fuel Capacity Solid-state Ignition (12V) Spark-arresting Muffler ELECTRICAL: Electric Start 38 Amp Alternator 340 CCA Battery Four 27 Watt Halogen Headlights Brake and Tail Light TRANSAXLE/TRANSMISSION: Continuously Variable Transmission Full Clutch Enclosure Two-speed Transaxle Operator Selectable 4WD 53 mph (85 kph) Maximum Forward Speed On-demand True Four-Wheel Drive System Limited Slip; Lever Engagement Front Differential Traction Assist Front and Rear Hydraulic Disk Brakes Foot Brake; Mechanical Disk Actuation Park Brake Large Diameter half shafts w/ TPE Boot Axles STEERING/SUSPENSION: Rack and Pinion Steering	Independent Front Suspension Double A-arm w/ Coil Over Shock & Anti-Sway Bar (IRS) with 9 inches (229mm) of travel Independent Rear Suspension Semi-trailing double A-arm w/ Coil Over Shock & Anti-Sway Bar (IRS) with 9 inches (229mm) of travel Standard 2" Rear Receiver 19.7 ft. Turning Radius Ground Clearance: 10.5 In. (267 mm) Ground Clearance (Under Foot Platform): 10.3 In (267 mm) FRAME/STYLED PARTS: Full, robotically welded frame design Side frame rails for rock sliding ROLL-OVER PROTECTIVE STRUCTURE (ROPS): 1.75 In. (44.4 mm) Steel Tubular Overhead Structure Multiple Passenger Handholds 3-pt. Seat Belts ISO 3471 & OSHA ROPS Certified OPERATOR STATION: Professional High-back Bucket Seats; Tilt Forward Adjustment on Driver's Seat Glove Box Storage Compartment Under Hood Two Cup Holders 12v DC Outlet Digital Instrument Cluster with (Speed MPH, KPH, RPM, Fuel Level, Hour meter, Odometer w/ trip, Clock, Water Temp., 4WD notice) DIMENSIONS(WITH ROPS): 119 In. Long x 56.5 In.	Wide x 72 Inches High PAYLOAD CAPACITY: 800 Lb (363 kg) Total Payload Capacity which Includes: 200 Lb (91 kg) Driver, 200 Lb (91 kg) Passenger, and 400 Lb (181 kg) in Cargo Box Towing Capacity: 1,200 Lb (544kg) CARGO BOX: 32.3 In. Long x 47.6 In. Wide x 11.7 In. Deep (820mm x 1209mm x 297mm) 8.9 cu. ft (.25 cu.m) Capacity 400 Lbs (181 kg) Box Capacity Tilting Box; 2-sided Manual Release Hinged (Bottom) Tailgate Alloy Wheels TIRES: Front: 26x8-14 Maxxis Bighorns Rear: 26x10-14 Maxxis Bighorns TRAIL PACKAGE: Front Brushguard, Winch, 2" Front Receiver Hitch and Recovery Loops, Sport Seats, Rear Bumper, Cargo Box Rails SAFETY VIDEO TAPE: Safety and Operational DVD Operators Manual *Engine HP is Provided by the Engine Manufacturer to be Used for Comparison Purposes Only, Actual Operating HP will be Less.
---	---	--

CODE	ATTACHMENT IDENTIFIER	DESCRIPTION	SUGGESTED LIST PRICE USD (\$)
------	-----------------------	-------------	-------------------------------

Select One Code From Each Required Category

BASE MACHINE

F.O.B. Janesville, Wisconsin

4767M	RSX850i Trail Camo with Black Alloys - PR <i>Base Machine Suggested List Price Does Not Include 400 USD Destination Charge.</i>	15,549.00
-------	--	-----------

DESTINATION

0202	US / CANADA	In Base Price
0230	Australia/New Zealand	Same Price

JOHN DEERE COMMERCIAL PRODUCTS
RECREATIONAL UTILITY VEHICLES AND EQUIPMENT

RSX850i Trail Camo with Black Alloys - PR

Continued

CODE	ATTACHMENT IDENTIFIER	DESCRIPTION	SUGGESTED LIST PRICE USD (\$)
WHEELS WITH TIRES (FOUR)			
1009		Black Alloy Wheels Maxxis Bighorn Radial Tires	In Base Price
DRIVER SEAT			
2001		High Performance Sport Seat - Black	In Base Price
PACKAGE			
5200		Trail Package <i>Front Brushguard, Winch 3000Lb., 2" Front Receiver Hitch and Recovery Loops, Rear Bumper, Cargo Box Rails.</i>	In Base Price

ATTACHMENTS FOR FIELD CONVERSION

Cabs/Roofs/Windshields:			
BM23373		OPS Full No-Scratch Windshield	531.79
BM23358		OPS Full Poly Windshield	362.73
BM23376		OPS Glass Windshield w/ Wiper	714.76
BM23375		OPS Half Poly Windshield	241.81
BM23377		OPS Poly Cab <i>Consists of rear panel and doors. Requires OPS Poly Roof (NOT Sport) and Full Glass or Poly windshield to complete the cab.</i>	2,996.00
BM23864		OPS Poly Rear Window	273.91
BM23397		OPS Poly Roof - Black	329.56
BM23853		OPS Poly Roof - Camo	714.76
BM23399		OPS Poly Sport Roof - Black	329.56
LP10314		OPS Side Mirror - Left <i>Available through Order Zone</i>	In Catalog
LP10315		OPS Side Mirror - Right <i>Available through Order Zone</i>	In Catalog
LP37046		OPS Soft Roof - Black <i>Available through Order Zone</i>	In Catalog
LP37047		OPS Soft Roof - Camo <i>Available through Order Zone</i>	In Catalog
BM24438		Replacement ROPS Kit RSX850i	405.53
Cargo Box Options / Storage:			
BM23849		5 Gallon Pail Holder	38.51
BM23371		Box Mat	86.67
BM23384		Cargo Box Wall Extensions	329.56

JOHN DEERE COMMERCIAL PRODUCTS
RECREATIONAL UTILITY VEHICLES AND EQUIPMENT

RSX850i Trail Camo with Black Alloys - PR

Continued

CODE	ATTACHMENT IDENTIFIER	DESCRIPTION	SUGGESTED LIST PRICE USD (\$)
		ATTACHMENTS FOR FIELD CONVERSION Continued...	
	BM24200	Glove Box Lock	12.84
	LP37044	OPS Overhead Organizer - Black <i>Available through Order Zone</i>	In Catalog
	LP37045	OPS Overhead Organizer - Camo <i>Available through Order Zone</i>	In Catalog
	LP25929	Rhino Grip XL - Double <i>Requires cargo box rails. Available through Order Zone.</i>	In Catalog
	LP25928	Rhino Grip XL - Single <i>Requires cargo box rails. Available through Order Zone.</i>	In Catalog
	BM23385	Tire Rack <i>Requires cargo box rails.</i>	231.76
		Carts / Hitches:	
	LPPCT10LXATV	10AT Cart <i>Available through Order Zone</i>	In Catalog
	LPPCT17ATJD	17AT Cart <i>Available through Order Zone.</i>	In Catalog
	LPUT21JD	21 Steel Utility Cart <i>Available through Order Zone</i>	In Catalog
	PM05101	Ball Mount - 1.875 in. (48mm)	See Parts
	PM05201	Ball Mount - 2 in. (51mm)	See Parts
	BM22290	Drawbar - 2 in. (51mm)	38.51
		Custom & High Performance:	
	BM24356	Dual Battery Kit <i>Does not include the dual batteries for the kit, ordered seperately</i>	299.60
	BM23981	Fox 2.0 Performance Series Shocks	1,652.09
	BM22703	Seat-Belt Comfort Strap (2)	77.04
	BM23933	Sport Steering Wheel	196.89
	BM23379	Stereo and Speaker Kit <i>Includes mounting kit only; must choose one of the following three head units to have complete stereo:</i> <i>Radio, Heavy Duty AM / FM / WB / AUX (SWJHD1120)</i> <i>Radio, Heavy Duty AM / FM / WB / SAT / I-POD (SWJHD1620)</i> <i>Radio, AM / FM / WB / CD / AUX / SAT Ready (SWJHD3620)</i> <i>Must order head unit through Parts.</i>	660.19
		Lights / Signals:	
	BM24013	Beacon Light <i>Requires OPS Light Kit Switch Bank. Can be mounted to brake/tail light (no roof), or OPS poly roof if installed.</i>	219.36

JOHN DEERE COMMERCIAL PRODUCTS
RECREATIONAL UTILITY VEHICLES AND EQUIPMENT

RSX850i Trail Camo with Black Alloys - PR

Continued

CODE	ATTACHMENT IDENTIFIER	DESCRIPTION	SUGGESTED LIST PRICE USD (\$)
		ATTACHMENTS FOR FIELD CONVERSION Continued...	
	BM23442	Hella HID Sport Driving Lights <i>Requires OPS Light Kit Switch Bank for OPS or poly roof mounting, or PreRunner Bumper for bumper mounting.</i>	935.19
	BM24108	Hella Performance Spot Lights <i>Requires OPS Light Kit Switch Bank for OPS or poly roof mounting, or PreRunner Bumper for bumper mounting.</i>	343.47
	BM23370	Horn Kit	97.37
	BM24090	Long Range Light Kit <i>Requires OPS Light Kit Switch Bank for OPS or poly roof mounting, or PreRunner bumper for bumper mounting.</i>	191.53
	BM24016	Mid-Range Light Kit <i>Requires OPS Light Kit Switch Bank for OPS or poly roof mounting.</i>	123.06
	BM24089	OPS Switch Bank	67.41
	BM23309	Protection: CV Guards <i>Aluminum</i>	142.31
	BM23368	Floor Mat	78.11
	BM23361	Nerf Bar	252.51
	BM23364	PreRunner Bumper	329.56
	BM23333	Underbody Armor <i>Aluminum</i>	296.39
	LP37036	Vehicle Cover - Black <i>Available through Order Zone</i>	In Catalog
	LP37037	Vehicle Cover - Camo <i>Available through Order Zone</i>	In Catalog
	LP37040	Vehicle Cover - Transportable (Black) <i>Available through Order Zone</i>	In Catalog
	LP37041	Vehicle Cover - Transportable (Camo) <i>Available through Order Zone</i>	In Catalog
	LP39965	Sprayers / Pressure Washers: 25 Gallon Bed Sprayer <i>Available through Order Zone</i>	In Catalog
	LP39964	45 Gallon Bed Sprayer <i>Available through Order Zone</i>	In Catalog
	LP39098	45 Gallon High Performance Bed Sprayer <i>Available through Order Zone</i>	In Catalog
	LP20485	45 Gallon Tow-Behind Sprayer <i>Available through Order Zone</i>	In Catalog
	LP22885	HP 150 in. Precision Boom	In Catalog

JOHN DEERE COMMERCIAL PRODUCTS
RECREATIONAL UTILITY VEHICLES AND EQUIPMENT

RSX850i Trail Camo with Black Alloys - PR

Continued

CODE	ATTACHMENT IDENTIFIER	DESCRIPTION	SUGGESTED LIST PRICE USD (\$)
		ATTACHMENTS FOR FIELD CONVERSION Continued...	
	LP39963	HP 45 Gallon Sprayer - Tow Behind <i>Available through Order Zone</i>	In Catalog
	LP22884	HP Boomless Nozzles	In Catalog
	LP22911	HP Standard Gator Boom	In Catalog
	BM21392	Winch: Winch Accessories Kit	129.47

SERVICE CONTRACTS - RESIDENTIAL OWNERS/USE

Visit <http://www.JohnDeere.com/ServicePlans> for more information on John Deere Service Contracts. May not be Available in Parts of the U.S., Not Available in Canada. Price may vary due to driving distance and/or time from machine to dealership location.

John Deere Extended Service Plan - 1-Year Option <i>1-year extended service plan. (6 months of extended service protection; 1-year of warranty transportation.)</i>	359.99
--	--------

John Deere Extended Service Plan - 2-Year Option <i>2-year extended service plan. (18 months of extended service protection; 2-years of warranty transportation.)</i>	799.99
--	--------

JOHN DEERE COMMERCIAL PRODUCTS

RECREATIONAL UTILITY VEHICLES AND EQUIPMENT

RSX850i Trail Camo with Silver Alloys - PR

Equipment for Base Machine

ENGINE: 62 Engine HP*(839cc), Electronic Fuel Injection (EFI) Two Cylinder, Liquid-cooled, Dual Overhead Cams, 4-Cycle Gasoline Full Pressure, Dry Sump w/ Reservoir Lubrication System Replaceable Single Dry-Type Element Air Cleaner with Remote Intake 7.4 Gallon (28L) Fuel Capacity Solid-state Ignition (12V) Spark-arresting Muffler ELECTRICAL: Electric Start 38 Amp Alternator 340 CCA Battery Four 27 Watt Halogen Headlights Brake and Tail Light TRANSAXLE/TRANSMISSION: Continuously Variable Transmission Full Clutch Enclosure Two-speed Transaxle Operator Selectable 4WD 53 mph (85 kph) Maximum Forward Speed On-demand True Four-Wheel Drive System Limited Slip; Lever Engagement Front Differential Traction Assist Front and Rear Hydraulic Disk Brakes Foot Brake; Mechanical Disk Actuation Park Brake Large Diameter half shafts w/ TPE Boot Axles STEERING/SUSPENSION: Rack and Pinion Steering	Independent Front Suspension Double A-arm w/ Coil Over Shock & Anti-Sway Bar (IRS) with 9 inches (229mm) of travel Independent Rear Suspension Semi-trailing double A-arm w/ Coil Over Shock & Anti-Sway Bar (IRS) with 9 inches (229mm) of travel Standard 2" Rear Receiver 19.7 ft. Turning Radius Ground Clearance: 10.5 In. (267 mm) Ground Clearance (Under Foot Platform): 10.3 In (267 mm) FRAME/STYLED PARTS: Full, robotically welded frame design Side frame rails for rock sliding ROLL-OVER PROTECTIVE STRUCTURE (ROPS): 1.75 In. (44.4 mm) Steel Tubular Overhead Structure Multiple Passenger Handholds 3-pt. Seat Belts ISO 3471 & OSHA ROPS Certified OPERATOR STATION: Professional High-back Bucket Seats; Tilt Forward Adjustment on Driver's Seat Glove Box Storage Compartment Under Hood Two Cup Holders 12v DC Outlet Digital Instrument Cluster with (Speed MPH, KPH, RPM, Fuel Level, Hour meter, Odometer w/ trip, Clock, Water Temp., 4WD notice) DIMENSIONS(WITH ROPS): 119 In. Long x 56.5 In.	Wide x 72 Inches High PAYLOAD CAPACITY: 800 Lb (363 kg) Total Payload Capacity which Includes: 200 Lb (91 kg) Driver, 200 Lb (91 kg) Passenger, and 400 Lb (181 kg) in Cargo Box Towing Capacity: 1,200 Lb (544kg) CARGO BOX: 32.3 In. Long x 47.6 In. Wide x 11.7 In. Deep (820mm x 1209mm x 297mm) 8.9 cu. ft (.25 cu.m) Capacity 400 Lbs (181 kg) Box Capacity Tilting Box; 2-sided Manual Release Hinged (Bottom) Tailgate Alloy Wheels TIRES: Front: 26x8-14 Maxxis Bighorns Rear: 26x10-14 Maxxis Bighorns TRAIL PACKAGE: Front Brushguard, Winch, 2" Front Receiver Hitch and Recovery Loops, Sport Seats, Rear Bumper, Cargo Box Rails SAFETY VIDEO TAPE: Safety and Operational DVD Operators Manual *Engine HP is Provided by the Engine Manufacturer to be Used for Comparison Purposes Only, Actual Operating HP will be Less.
---	---	--

CODE	ATTACHMENT IDENTIFIER	DESCRIPTION	SUGGESTED LIST PRICE USD (\$)
------	--------------------------	-------------	-------------------------------------

Select One Code From Each Required Category

BASE MACHINE

F.O.B. Janesville, Wisconsin

476AM	RSX850i Trail Camo with Silver Alloys - PR <i>Base Machine Suggested List Price Does Not Include 400 USD Destination Charge.</i>	15,549.00
-------	---	-----------

DESTINATION

0202	US / CANADA	In Base Price
0230	Australia/New Zealand	Same Price

JOHN DEERE COMMERCIAL PRODUCTS
RECREATIONAL UTILITY VEHICLES AND EQUIPMENT

RSX850i Trail Camo with Silver Alloys - PR

Continued

CODE	ATTACHMENT IDENTIFIER	DESCRIPTION	SUGGESTED LIST PRICE USD (\$)
WHEELS WITH TIRES (FOUR)			
1008		Silver Alloy Wheels Maxxis Bighorn Radial Tires	In Base Price
DRIVER SEAT			
2001		High Performance Sport Seat - Black	In Base Price
PACKAGE			
5200		Trail Package <i>Front Brushguard, Winch 3000Lb., 2" Front Receiver Hitch and Recovery Loops, Rear Bumper, Cargo Box Rails.</i>	In Base Price

ATTACHMENTS FOR FIELD CONVERSION

Cabs/Roofs/Windshields:			
BM23373		OPS Full No-Scratch Windshield	531.79
BM23358		OPS Full Poly Windshield	362.73
BM23376		OPS Glass Windshield w/ Wiper	714.76
BM23375		OPS Half Poly Windshield	241.81
BM23377		OPS Poly Cab <i>Consists of rear panel and doors. Requires OPS Poly Roof (NOT Sport) and Full Glass or Poly windshield to complete the cab.</i>	2,996.00
BM23864		OPS Poly Rear Window	273.91
BM23397		OPS Poly Roof - Black	329.56
BM23853		OPS Poly Roof - Camo	714.76
BM23399		OPS Poly Sport Roof - Black	329.56
LP10314		OPS Side Mirror - Left <i>Available through Order Zone</i>	In Catalog
LP10315		OPS Side Mirror - Right <i>Available through Order Zone</i>	In Catalog
LP37046		OPS Soft Roof - Black <i>Available through Order Zone</i>	In Catalog
LP37047		OPS Soft Roof - Camo <i>Available through Order Zone</i>	In Catalog
BM24438		Replacement ROPS Kit RSX850i	405.53
Cargo Box Options / Storage:			
BM23849		5 Gallon Pail Holder	38.51
BM23371		Box Mat	86.67
BM23384		Cargo Box Wall Extensions	329.56

JOHN DEERE COMMERCIAL PRODUCTS
RECREATIONAL UTILITY VEHICLES AND EQUIPMENT

RSX850i Trail Camo with Silver Alloys - PR

Continued

CODE	ATTACHMENT IDENTIFIER	DESCRIPTION	SUGGESTED LIST PRICE USD (\$)
		ATTACHMENTS FOR FIELD CONVERSION Continued...	
	BM24200	Glove Box Lock	12.84
	LP37044	OPS Overhead Organizer - Black <i>Available through Order Zone</i>	In Catalog
	LP37045	OPS Overhead Organizer - Camo <i>Available through Order Zone</i>	In Catalog
	LP25929	Rhino Grip XL - Double <i>Requires cargo box rails. Available through Order Zone.</i>	In Catalog
	LP25928	Rhino Grip XL - Single <i>Requires cargo box rails. Available through Order Zone.</i>	In Catalog
	BM23385	Tire Rack <i>Requires cargo box rails.</i>	231.76
		Carts / Hitches:	
	LPPCT10LXATV	10AT Cart <i>Available through Order Zone</i>	In Catalog
	LPPCT17ATJD	17AT Cart <i>Available through Order Zone.</i>	In Catalog
	LPUT21JD	21 Steel Utility Cart <i>Available through Order Zone</i>	In Catalog
	PM05101	Ball Mount - 1.875 in. (48mm)	See Parts
	PM05201	Ball Mount - 2 in. (51mm)	See Parts
	BM22290	Drawbar - 2 in. (51mm)	38.51
		Custom & High Performance:	
	BM24356	Dual Battery Kit <i>Does not include the dual batteries for the kit, ordered seperately</i>	299.60
	BM23981	Fox 2.0 Performance Series Shocks	1,652.09
	BM22703	Seat-Belt Comfort Strap (2)	77.04
	BM23933	Sport Steering Wheel	196.89
	BM23379	Stereo and Speaker Kit <i>Includes mounting kit only; must choose one of the following three head units to have complete stereo:</i> <i>Radio, Heavy Duty AM / FM / WB / AUX (SWJHD1120)</i> <i>Radio, Heavy Duty AM / FM / WB / SAT / I-POD (SWJHD1620)</i> <i>Radio, AM / FM / WB / CD / AUX / SAT Ready (SWJHD3620)</i> <i>Must order head unit through Parts.</i>	660.19
		Lights / Signals:	
	BM24013	Beacon Light <i>Requires OPS Light Kit Switch Bank. Can be mounted to brake/tail light (no roof), or OPS poly roof if installed.</i>	219.36

JOHN DEERE COMMERCIAL PRODUCTS
RECREATIONAL UTILITY VEHICLES AND EQUIPMENT

RSX850i Trail Camo with Silver Alloys - PR

Continued

CODE	ATTACHMENT IDENTIFIER	DESCRIPTION	SUGGESTED LIST PRICE USD (\$)
		ATTACHMENTS FOR FIELD CONVERSION Continued...	
	BM23442	Hella HID Sport Driving Lights <i>Requires OPS Light Kit Switch Bank for OPS or poly roof mounting, or PreRunner Bumper for bumper mounting.</i>	935.19
	BM24108	Hella Performance Spot Lights <i>Requires OPS Light Kit Switch Bank for OPS or poly roof mounting, or PreRunner Bumper for bumper mounting.</i>	343.47
	BM23370	Horn Kit	97.37
	BM24090	Long Range Light Kit <i>Requires OPS Light Kit Switch Bank for OPS or poly roof mounting, or PreRunner bumper for bumper mounting.</i>	191.53
	BM24016	Mid-Range Light Kit <i>Requires OPS Light Kit Switch Bank for OPS or poly roof mounting.</i>	123.06
	BM24089	OPS Switch Bank	67.41
	BM23309	Protection: CV Guards <i>Aluminum</i>	142.31
	BM23368	Floor Mat	78.11
	BM23361	Nerf Bar	252.51
	BM23364	PreRunner Bumper	329.56
	BM23333	Underbody Armor <i>Aluminum</i>	296.39
	LP37036	Vehicle Cover - Black <i>Available through Order Zone</i>	In Catalog
	LP37037	Vehicle Cover - Camo <i>Available through Order Zone</i>	In Catalog
	LP37040	Vehicle Cover - Transportable (Black) <i>Available through Order Zone</i>	In Catalog
	LP37041	Vehicle Cover - Transportable (Camo) <i>Available through Order Zone</i>	In Catalog
	LP39965	Sprayers / Pressure Washers: 25 Gallon Bed Sprayer <i>Available through Order Zone</i>	In Catalog
	LP39964	45 Gallon Bed Sprayer <i>Available through Order Zone</i>	In Catalog
	LP39098	45 Gallon High Performance Bed Sprayer <i>Available through Order Zone</i>	In Catalog
	LP20485	45 Gallon Tow-Behind Sprayer <i>Available through Order Zone</i>	In Catalog
	LP22885	HP 150 in. Precision Boom	In Catalog

JOHN DEERE COMMERCIAL PRODUCTS
RECREATIONAL UTILITY VEHICLES AND EQUIPMENT

RSX850i Trail Camo with Silver Alloys - PR

Continued

CODE	ATTACHMENT IDENTIFIER	DESCRIPTION	SUGGESTED LIST PRICE USD (\$)
		ATTACHMENTS FOR FIELD CONVERSION Continued...	
	LP39963	HP 45 Gallon Sprayer - Tow Behind <i>Available through Order Zone</i>	In Catalog
	LP22884	HP Boomless Nozzles	In Catalog
	LP22911	HP Standard Gator Boom	In Catalog
	BM21392	Winch: Winch Accessories Kit	129.47

SERVICE CONTRACTS - RESIDENTIAL OWNERS/USE

Visit <http://www.JohnDeere.com/ServicePlans> for more information on John Deere Service Contracts. May not be Available in Parts of the U.S., Not Available in Canada. Price may vary due to driving distance and/or time from machine to dealership location.

John Deere Extended Service Plan - 1-Year Option 359.99
1-year extended service plan. (6 months of extended service protection; 1-year of warranty transportation.)

John Deere Extended Service Plan - 2-Year Option 799.99
2-year extended service plan. (18 months of extended service protection; 2-years of warranty transportation.)

JOHN DEERE COMMERCIAL PRODUCTS

RECREATIONAL UTILITY VEHICLES AND EQUIPMENT

RSX850i Sport Camo Equipment for Base Machine

ENGINE:
62 Engine HP*(839cc),
Electronic Fuel Injection (EFI)
Two Cylinder, Liquid-cooled,
Dual Overhead Cams,
4-Cycle Gasoline
Full Pressure, Dry Sump
w/ Reservoir Lubrication
System
Replaceable Single Dry-Type
Element Air Cleaner with
Remote Intake
7.4 Gallon (28L) Fuel
Capacity
Solid-state Ignition (12V)
Spark-arresting Muffler
ELECTRICAL:
Electric Start
38 Amp Alternator
340 CCA Battery
Four 27 Watt Halogen
Headlights
Brake and Tail Light
TRANSAXLE/TRANSMISSION:
Continuously Variable
Transmission
Full Clutch Enclosure
Two-speed Transaxle
Operator Selectable 4WD
53 mph (85 kph) Maximum
Forward Speed
On-demand True Four-Wheel
Drive System
Limited Slip; Lever Engagement
Front Differential
Traction Assist
Front and Rear Hydraulic Disk
Brakes
Foot Brake; Mechanical Disk
Actuation
Park Brake
Large Diameter half shafts
w/ TPE Boot Axles
STEERING/SUSPENSION:
Rack and Pinion Steering

Independent Front Suspension
Double A-arm w/ Coil Over Shock
& Anti-Sway Bar
(IRS) with 9 inches (229mm) of
travel
Independent Rear Suspension
Semi-trailing double A-arm
w/ Coil Over Shock & Anti-Sway
Bar (IRS) with 9 inches
(229mm)
of travel
Standard 2" Rear Receiver
19.7 ft. Turning Radius
Ground Clearance: 10.5 In.
(267 mm)
Ground Clearance
(Under Foot Platform):
10.3 In (267 mm)
FRAME/STYLED PARTS:
Full, robotically welded frame
design
Side frame rails for rock
sliding
ROLL-OVER PROTECTIVE STRUCTURE
(ROPS):
1.75 In. (44.4 mm) Steel Tubular
Overhead Structure
Multiple Passenger Handholds
3-pt. Seat Belts
ISO 3471 & OSHA ROPS Certified
OPERATOR STATION:
Professional High-back Bucket
Seats; Tilt Forward
Adjustment on Driver's Seat
Glove Box
Storage Compartment Under Hood
Two Cup Holders
12v DC Outlet
Digital Instrument Cluster with
(Speed MPH, KPH, RPM, Fuel
Level, Hour meter, Odometer
w/ trip, Clock, Water Temp.,
4WD notice)
DIMENSIONS(WITH ROPS):
119 In. Long x 56.5 In.

Wide x 72 Inches High
PAYLOAD CAPACITY:
800 Lb (363 kg) Total Payload
Capacity which Includes:
200 Lb (91 kg) Driver,
200 Lb (91 kg) Passenger, and
400 Lb (181 kg) in Cargo Box
Towing Capacity:
1,200 Lb (544kg)
CARGO BOX:
32.3 In. Long x 47.6 In. Wide x
11.7 In. Deep
(820mm x 1209mm x 297mm)
8.9 cu. ft (.25 cu.m) Capacity
400 Lbs (181 kg) Box Capacity
Tilting Box; 2-sided Manual
Release
Hinged (Bottom) Tailgate
Alloy Wheels
TIRES:
Front: 26x8-14 Maxxis Bighorns
Rear: 26x10-14 Maxxis Bighorns
SPORT PACKAGE:
PreRunner Bumper, Cargo Box
Rails,
Sport Seat, Sport Steering
Wheel, Fox 2.0 Performance
Series Shocks
SAFETY VIDEO TAPE:
Safety and Operational DVD
Operators Manual
*Engine HP is Provided by the
Engine Manufacturer to be Used
for Comparison Purposes Only,
Actual Operating HP will be
Less.

CODE	ATTACHMENT IDENTIFIER	DESCRIPTION	SUGGESTED LIST PRICE USD (\$)
------	--------------------------	-------------	-------------------------------------

Select One Code From Each Required Category

BASE MACHINE

F.O.B. Janesville, Wisconsin

4768M	RSX850i Sport Camo <i>Base Machine Suggested List Price Does Not Include 400 USD Destination Charge.</i>	16,049.00
-------	---	-----------

DESTINATION

0202	US / CANADA	In Base Price
0230	Australia/New Zealand	Same Price

JOHN DEERE COMMERCIAL PRODUCTS
RECREATIONAL UTILITY VEHICLES AND EQUIPMENT

RSX850i Sport Camo

Continued

CODE	ATTACHMENT IDENTIFIER	DESCRIPTION	SUGGESTED LIST PRICE USD (\$)
0195		DESTINATION Continued... Mexico	Same Price
0250		All Other Countries	Same Price
WHEELS WITH TIRES (FOUR)			
1008		Silver Alloy Wheels Maxxis Bighorn Radial Tires	Same Price
1009		Black Alloy Wheels Maxxis Bighorn Radial Tires	In Base Price
DRIVER SEAT			
2001		High Performance Sport Seat - Black	In Base Price
PACKAGE			
5300		Sport Package <i>PreRunner Bumper, Cargo Box Rails, Sport Steering Wheel.</i>	In Base Price

Attachments-Order as Desired

9435		Spanish North American Kit: Spanish North American Operator's Manual and Decal Kit	No Charge
------	--	--	-----------

ATTACHMENTS FOR FIELD CONVERSION

	Cabs/Roofs/Windshields:	
BM23373	OPS Full No-Scratch Windshield	531.79
BM23358	OPS Full Poly Windshield	362.73
BM23376	OPS Glass Windshield w/ Wiper	714.76
BM23375	OPS Half Poly Windshield	241.81
BM23377	OPS Poly Cab <i>Consists of rear panel and doors. Requires OPS Poly Roof (NOT Sport) and Full Glass or Poly windshield to complete the cab.</i>	2,996.00
BM23864	OPS Poly Rear Window	273.91
BM23397	OPS Poly Roof - Black	329.56
BM23853	OPS Poly Roof - Camo	714.76
BM23399	OPS Poly Sport Roof - Black	329.56
LP10314	OPS Side Mirror - Left <i>Available through Order Zone</i>	In Catalog
LP10315	OPS Side Mirror - Right <i>Available through Order Zone</i>	In Catalog
LP37046	OPS Soft Roof - Black <i>Available through Order Zone</i>	In Catalog

JOHN DEERE COMMERCIAL PRODUCTS
RECREATIONAL UTILITY VEHICLES AND EQUIPMENT

RSX850i Sport Camo

Continued

CODE	ATTACHMENT IDENTIFIER	DESCRIPTION	SUGGESTED LIST PRICE USD (\$)
		ATTACHMENTS FOR FIELD CONVERSION Continued...	
	LP37047	OPS Soft Roof - Camo <i>Available through Order Zone</i>	In Catalog
	BM24438	Replacement ROPS Kit RSX850i	405.53
		Cargo Box Options / Storage:	
	BM23849	5 Gallon Pail Holder	38.51
	BM23371	Box Mat	86.67
	BM23384	Cargo Box Wall Extensions	329.56
	BM24200	Glove Box Lock	12.84
	LP37044	OPS Overhead Organizer - Black <i>Available through Order Zone</i>	In Catalog
	LP37045	OPS Overhead Organizer - Camo <i>Available through Order Zone</i>	In Catalog
	LP25929	Rhino Grip XL - Double <i>Requires cargo box rails. Available through Order Zone.</i>	In Catalog
	LP25928	Rhino Grip XL - Single <i>Requires cargo box rails. Available through Order Zone.</i>	In Catalog
	BM23385	Tire Rack <i>Requires cargo box rails.</i>	231.76
		Carts / Hitches:	
	LPPCT10LXATV	10AT Cart <i>Available through Order Zone</i>	In Catalog
	LPPCT17ATJD	17AT Cart <i>Available through Order Zone.</i>	In Catalog
	BM23363	2" Front Receiver Hitch and Recovery Loops	109.14
	LPUT21JD	21 Steel Utility Cart <i>Available through Order Zone</i>	In Catalog
	PM05101	Ball Mount - 1.875 in. (48mm)	See Parts
	PM05201	Ball Mount - 2 in. (51mm)	See Parts
	BM22290	Drawbar - 2 in. (51mm)	38.51
		Custom & High Performance:	
	BM24356	Dual Battery Kit <i>Does not include the dual batteries for the kit, ordered seperately</i>	299.60
	BM22703	Seat-Belt Comfort Strap (2)	77.04

JOHN DEERE COMMERCIAL PRODUCTS
RECREATIONAL UTILITY VEHICLES AND EQUIPMENT

RSX850i Sport Camo

Continued

CODE	ATTACHMENT IDENTIFIER	DESCRIPTION	SUGGESTED LIST PRICE USD (\$)
		ATTACHMENTS FOR FIELD CONVERSION Continued...	
	BM23379	Stereo and Speaker Kit <i>Includes mounting kit only; must choose one of the following three head units to have complete stereo:</i> <i>Radio, Heavy Duty AM / FM / WB / AUX (SWJHD1120)</i> <i>Radio, Heavy Duty AM / FM / WB / SAT / I-POD (SWJHD1620)</i> <i>Radio, AM / FM / WB / CD / AUX / SAT Ready (SWJHD3620)</i> <i>Must order head unit through Parts.</i>	660.19
	BM24013	Lights / Signals: Beacon Light <i>Requires OPS Light Kit Switch Bank. Can be mounted to brake/tail light (no roof), or OPS poly roof if installed.</i>	219.36
	BM23442	Hella HID Sport Driving Lights <i>Requires OPS Light Kit Switch Bank for OPS or poly roof mounting, or PreRunner Bumper for bumper mounting.</i>	935.19
	BM24108	Hella Performance Spot Lights <i>Requires OPS Light Kit Switch Bank for OPS or poly roof mounting, or PreRunner Bumper for bumper mounting.</i>	343.47
	BM23370	Horn Kit	97.37
	BM24090	Long Range Light Kit <i>Requires OPS Light Kit Switch Bank for OPS or poly roof mounting, or PreRunner bumper for bumper mounting.</i>	191.53
	BM24016	Mid-Range Light Kit <i>Requires OPS Light Kit Switch Bank for OPS or poly roof mounting.</i>	123.06
	BM24089	OPS Switch Bank	67.41
	BM23309	Protection: CV Guards <i>Aluminum</i>	142.31
	BM23368	Floor Mat	78.11
	BM23366	Front Brushguard	329.56
	BM23361	Nerf Bar	252.51
	BM23362	Rear Bumper	186.19
	BM23333	Underbody Armor <i>Aluminum</i>	296.39
	LP37036	Vehicle Cover - Black <i>Available through Order Zone</i>	In Catalog
	LP37037	Vehicle Cover - Camo <i>Available through Order Zone</i>	In Catalog
	LP37040	Vehicle Cover - Transportable (Black) <i>Available through Order Zone</i>	In Catalog
	LP37041	Vehicle Cover - Transportable (Camo) <i>Available through Order Zone</i>	In Catalog

JOHN DEERE COMMERCIAL PRODUCTS
RECREATIONAL UTILITY VEHICLES AND EQUIPMENT

RSX850i Sport Camo

Continued

CODE	ATTACHMENT IDENTIFIER	DESCRIPTION	SUGGESTED LIST PRICE USD (\$)
ATTACHMENTS FOR FIELD CONVERSION Continued...			
		Sprayers / Pressure Washers:	
	LP39965	25 Gallon Bed Sprayer <i>Available through Order Zone</i>	In Catalog
	LP39964	45 Gallon Bed Sprayer <i>Available through Order Zone</i>	In Catalog
	LP39098	45 Gallon High Performance Bed Sprayer <i>Available through Order Zone</i>	In Catalog
	LP20485	45 Gallon Tow-Behind Sprayer <i>Available through Order Zone</i>	In Catalog
	LP22885	HP 150 in. Precision Boom	In Catalog
	LP39963	HP 45 Gallon Sprayer - Tow Behind <i>Available through Order Zone</i>	In Catalog
	LP22884	HP Boomless Nozzles	In Catalog
	LP22911	HP Standard Gator Boom	In Catalog
		Winch:	
	BM24437	Warn Winch (3000 lbs) <i>Requires 2 In. Front Receiver Hitch with Recovery Loops for mounting.</i>	770.40
	BM21392	Winch Accessories Kit	129.47
SERVICE CONTRACTS - RESIDENTIAL OWNERS/USE			
<i>Visit http://www.JohnDeere.com/ServicePlans for more information on John Deere Service Contracts. May not be Available in Parts of the U.S., Not Available in Canada. Price may vary due to driving distance and/or time from machine to dealership location.</i>			
		John Deere Extended Service Plan - 1-Year Option <i>1-year extended service plan. (6 months of extended service protection; 1-year of warranty transportation.)</i>	359.99
		John Deere Extended Service Plan - 2-Year Option <i>2-year extended service plan. (18 months of extended service protection; 2-years of warranty transportation.)</i>	799.99

JOHN DEERE COMMERCIAL PRODUCTS

MID-DUTY CROSSOVER UTILITY VEHICLES AND EQUIPMENT

XUV 550 Green & Yellow Protection PR

Equipment for Base Machine

ENGINE: 16 Engine HP*(570cc), Dynamically tuned carburetor Two-cylinder, Air-cooled 4-Cycle Gasoline Full Pressure Lubrication System Replaceable Single Dry-Type Element Air Cleaner with Remote Intake 4.9 Gallon (18.5L) Fuel Capacity Solid-state Ignition (12V) Spark-arresting Muffler ELECTRICAL: Electric Start 16 Amp Regulated, 3-Phase Alternator 340 CCA Battery Two 55 Watt Halogen Headlights TRANSAXLE/TRANSMISSION: Continuously Variable Transmission Full Clutch Enclosure Two-speed Transaxle Operator Selectable 4WD 28 mph (45 kph) Maximum Forward Speed Selectable Four-Wheel Drive System Front and Rear Hydraulic Disk Brakes with stainless steel rotors Foot-operated Park brake Large diameter half shafts with TPE boots STEERING/SUSPENSION: Rack and Pinion Steering Independent Front Suspension (IRS) with 9 inches (229 mm)	of travel Independent Rear Suspension (IRS) with 8 inches (203mm) of travel Integrated 2 In. Rear Receiver 12.3 ft. Turning Radius Ground Clearance: 10.5 In. (267 mm) FRAME/STYLED PARTS: Full, robotically welded frame design Side frame rails for rock sliding OCCUPANT PROTECTION SYSTEM(OPS): 1.75 In. (44.4 mm) Steel Tubular Overhead Structure Multiple Passenger Handholds 3-pt. Seat Belts SAE J2194 & OSHA ROPS Certified OPERATOR STATION: Bench Seats Hip Restraint Bars for Driver and Passenger Sealed Glove Box Sealed Storage Compartment Under Hood Two cup holders in dash Fuel Gauge Instrument Cluster - Hour Meter, and Seat Belt 12v DC Outlet FRONTAL PROTECTION: Integrated Front Bumper Accepts optional front receiver, winch and brush guard DIMENSIONS (WITH OPS): 113 In. Long x 56.5 In. Wide x 73.5 In. High PAYLOAD CAPACITY	800 Lb (363 kg) Total Payload Capacity which Includes: 200 Lb (91 kg) Driver, 200 Lb (91 kg) Passenger, and 400 Lb (181 kg) in Cargo Box Towing Capacity: 1,100 Lb (499kg) CARGO BOX: 32.3 In. Long x 47.6 In. Wide x 11.7 In. Deep (82 cm x 120.9 cm x 29.7 cm) 8.9 cu. ft (.25 cu.m) Capacity 400 Lbs (181 kg) Box Capacity Tilting Box , Open from both sides Hinged (Bottom) Tailgate, Removeable TIRES: Front: 25x8-12 Ancla XT (Extreme Terrain Tires) Rear: 25x10-12 Ancla XT (Extreme Terrain Tires) SAFETY VIDEO TAPE: Safety and Operational DVD Operators Manual *Engine HP is Provided by the Engine Manufacturer to be Used for Comparison Purposes Only, Actual Operating HP will be Less.
---	--	--

CODE	ATTACHMENT IDENTIFIER	DESCRIPTION	SUGGESTED LIST PRICE USD (\$)
Select One Code From Each Required Category			
BASE MACHINE			
<i>F.O.B. Janesville, Wisconsin</i>			
516AM		XUV 550 Green & Yellow Protection PR <i>Base Machine Suggested List Price Does Not Include 400 USD Destination Charge.</i>	8,199.00
DESTINATION			
0202		US / CANADA	In Base Price
0230		Australia/New Zealand	Same Price
WHEELS WITH TIRES (FOUR)			
1001		Yellow Steel Wheels Ancla M-T Extreme Terrain Tire	In Base Price

JOHN DEERE COMMERCIAL PRODUCTS
MID-DUTY CROSSOVER UTILITY VEHICLES AND EQUIPMENT

XUV 550 Green & Yellow Protection PR

Continued

CODE	ATTACHMENT IDENTIFIER	DESCRIPTION	SUGGESTED LIST PRICE USD (\$)
DRIVER SEAT			
2001		Bench Seat - Yellow	In Base Price
CARGO BOX LIFT			
3003		Manual Lift	In Base Price
OPS/REAR SCREEN/BRAKE/TAILLIGHT			
4002		OPS, XUV 550 with Brake/Tailight	50.00
PROTECTION/UTILITY AND PROTECTION PACKAGES			
5000		Protection Package Package Consists of: Front Brushguard, OPS Black Poly Roof, Cargo Box Rail	768.00
ATTACHMENTS FOR FIELD CONVERSION			
		Cabs/Roofs/Windshields:	
BM23373		OPS Full No-Scratch Windshield	531.79
BM23358		OPS Full Poly Windshield	362.73
BM23376		OPS Glass Windshield w/ Wiper	714.76
BM23375		OPS Half Poly Windshield	241.81
BM23378		OPS Poly Cab <i>Includes doors and rear panel. OPS Poly Roof and Windshield sold separately.</i>	2,533.76
BM23864		OPS Poly Rear Window <i>Not compatible with OPS Poly Cab.</i>	273.91
BM23397		OPS Poly Roof - Black	329.56
BM23396		OPS Rear Screen <i>Includes headrests</i>	219.36
LP10314		OPS Side Mirror - Left <i>Available through Order Zone</i>	In Catalog
LP10315		OPS Side Mirror - Right <i>Available through Order Zone</i>	In Catalog
LP37046		OPS Soft Roof - Black <i>Available through Order Zone</i>	In Catalog
BM24382		Replacement Ops Kit XUV 550	384.13
		Cargo Box Options / Storage:	
BM23849		5 Gallon Pail Holder <i>Cargo box rails required</i>	38.51
BM23371		Box Mat	86.67
BM23307		Cargo Box Power Lift	770.40

JOHN DEERE COMMERCIAL PRODUCTS
MID-DUTY CROSSOVER UTILITY VEHICLES AND EQUIPMENT

XUV 550 Green & Yellow Protection PR

Continued

CODE	ATTACHMENT IDENTIFIER	DESCRIPTION	SUGGESTED LIST PRICE USD (\$)
		ATTACHMENTS FOR FIELD CONVERSION Continued...	
	BM23384	Cargo Box Wall Extensions <i>Requires cargo box rails. Not compatible with poly cab.</i>	329.56
	BM23360	Front Rack <i>Requires Front Brushguard for mounting.</i>	241.81
	BM24200	Glove Box Lock	12.84
	LP37044	OPS Overhead Organizer - Black <i>Available through Order Zone</i>	In Catalog
	LP25929	Rhino Grip XL - Double <i>Requires cargo box rails. Available through Order Zone.</i>	In Catalog
	LP25928	Rhino Grip XL - Single <i>Requires cargo box rails. Available through Order Zone.</i>	In Catalog
	BM23385	Tire Rack <i>Requires cargo box rails.</i>	231.76
		Carts / Hitches:	
	LPPCT10LXATV	10AT Cart <i>Available through Order Zone</i>	In Catalog
	LPPCT17ATJD	17AT Cart <i>Available through Order Zone.</i>	In Catalog
	BM23363	2" Front Receiver Hitch and Recovery Loops	109.14
	LPUT21JD	21 Steel Utility Cart <i>Available through Order Zone</i>	In Catalog
	PM05101	Ball Mount - 1.875 in. (48mm)	See Parts
	PM05201	Ball Mount - 2 in. (51mm)	See Parts
	BM22290	Drawbar - 2 in. (51mm)	38.51
		Custom & High Performance:	
	BM23438	High Capacity Alternator	714.76
	BM24171	Over-Temperature Sensor Kit	53.50
	BM22703	Seat-Belt Comfort Strap (2) <i>Also compatible with Deluxe Cab.</i>	77.04
	BM24376	Speedometer Kit	109.14
	BM23379	Stereo and Speaker Kit <i>Includes mounting kit only; must choose one of the following three head units to have complete stereo: Radio, Heavy Duty AM / FM / WB / AUX (SWJHD1120) Radio, Heavy Duty AM / FM / WB / SAT / I-POD (SWJHD1620) Radio, AM / FM / WB / CD / AUX / SAT Ready (SWJHD3620) Must order head unit through Parts.</i>	660.19

JOHN DEERE COMMERCIAL PRODUCTS
MID-DUTY CROSSOVER UTILITY VEHICLES AND EQUIPMENT

XUV 550 Green & Yellow Protection PR

Continued

CODE	ATTACHMENT IDENTIFIER	DESCRIPTION	SUGGESTED LIST PRICE USD (\$)
		ATTACHMENTS FOR FIELD CONVERSION Continued...	
		Lights / Signals:	
	BM23369	Backup Alarm	101.66
	BM24013	Beacon Light <i>Requires OPS Light Kit Switch Bank. Also requires Brake and Tail Light Installation Kit, if 4002 / 4003 option code is not selected, for brake light mounting; OR OPS Poly Roof for roof mounting.</i>	219.36
	BM24233	Brake and Tail Light Installation Kit <i>Required to mount Brake and Tail Light Kit.</i>	33.17
	BM24100	Brake and Tail Light Kit <i>Requires Brake and Tail Light Installation Kit.</i>	53.50
	BM23367	Deluxe Light Kit <i>Includes flashers, turn signals (front & rear), brake & tail lights, and back-up lights. Requires OPS Poly Roof for installation.</i>	384.13
	BM23442	Hella HID Sport Driving Lights <i>Requires OPS Light Kit Switch Bank for OPS or poly roof mounting, or Front Brushguard for bumper mounting.</i>	935.19
	BM24108	Hella Performance Spot Lights <i>Requires OPS Light Kit Switch Bank for OPS or poly roof mounting, or Front Brushguard for bumper mounting.</i>	343.47
	BM23370	Horn Kit	97.37
	BM24090	Long Range Light Kit <i>Requires OPS Light Kit Switch Bank for OPS or Poly Roof mounting; or Front Brushguard for bumper mounting.</i>	191.53
	BM24016	Mid-Range Light Kit <i>Requires OPS Light Kit Switch Bank. Compatible with OPS Poly Roofs or on the OPS alone. Can be mounted on the front or rear of the OPS or poly roof. Can not be used for rear mounting on XUV550 S4.</i>	123.06
	BM24089	OPS Light Kit Switch Bank <i>Accommodates up to three separate OPS Light Kits.</i>	67.41
		Protection:	
	BM23309	CV Guards	142.31
	BM23368	Floor Mat	78.11
	BM23365	Front Brushguard	329.56
	BM23394	Front Fender Guards <i>Requires Front Brushguard</i>	175.49
	BM24095	Full Underbody Skid Plate	163.71
	BM23362	Rear Bumper	186.19
	LP37036	Vehicle Cover - Black <i>Available through Order Zone</i>	In Catalog

JOHN DEERE COMMERCIAL PRODUCTS
MID-DUTY CROSSOVER UTILITY VEHICLES AND EQUIPMENT

XUV 550 Green & Yellow Protection PR

Continued

CODE	ATTACHMENT IDENTIFIER	DESCRIPTION	SUGGESTED LIST PRICE USD (\$)
		ATTACHMENTS FOR FIELD CONVERSION Continued...	
	LP37037	Vehicle Cover - Camo <i>Available through Order Zone</i>	In Catalog
	LP37040	Vehicle Cover - Transportable (Black) <i>Available through Order Zone</i>	In Catalog
	LP37041	Vehicle Cover - Transportable (Camo) <i>Available through Order Zone</i>	In Catalog
		Sprayers / Pressure Washers:	
	LP39965	25 Gallon Bed Sprayer <i>Available through Order Zone</i>	In Catalog
	LP39964	45 Gallon Bed Sprayer <i>Available through Order Zone</i>	In Catalog
	LP39098	45 Gallon High Performance Bed Sprayer <i>Available through Order Zone</i>	In Catalog
	LP20485	45 Gallon Tow-Behind Sprayer <i>Available through Order Zone</i>	In Catalog
	LP22885	HP 150 in. Precision Boom <i>Compatible with HP sprayers. Available through Order Zone.</i>	In Catalog
	LP39963	HP 45 Gallon Sprayer - Tow Behind <i>Available through Order Zone</i>	In Catalog
	LP22884	HP Boomless Nozzles <i>Compatible with HP sprayers. Available through Order Zone.</i>	In Catalog
	LP22911	HP Standard Gator Boom <i>Compatible with HP sprayers. Available through Order Zone.</i>	In Catalog
		Winch:	
	BM24437	Warn Winch (3000 lbs) <i>Requires 2 In. Front Receiver Hitch with Recovery Loops for mounting.</i>	770.40
	BM21392	Winch Accessories Kit	129.47

SERVICE CONTRACTS - RESIDENTIAL OWNERS/USE

Visit <http://www.JohnDeere.com/ServicePlans> for more information on John Deere Service Contracts. May not be Available in Parts of the U.S., Not Available in Canada. Price may vary due to driving distance and/or time from machine to dealership location.

John Deere Extended Service Plan - 2-Year Option <i>Available for T-Series, HPX and XUV utility vehicles only.) 2-year extended service plan. (1 year of extended service protection); 2-years of warranty transportation.</i>	399.99
---	--------

John Deere Extended Service Plan - 3-Year Option <i>3-year extended service plan. (2 years of extended service protection); 3-years of warranty transportation.</i>	569.99
--	--------

JOHN DEERE COMMERCIAL PRODUCTS
MID-DUTY CROSSOVER UTILITY VEHICLES AND EQUIPMENT

XUV 550 Green & Yellow Protection PR

Continued

JOHN DEERE COMMERCIAL PRODUCTS
MID-DUTY CROSSOVER UTILITY VEHICLES AND EQUIPMENT

XUV 550 Green & Yellow Utility and Protection PR
Equipment for Base Machine

ENGINE:	of travel	800 Lb (363 kg) Total Payload
16 Engine HP*(570cc),	Independent Rear Suspension	Capacity which Includes:
Dynamically tuned carburetor	(IRS) with 8 inches (203mm)	200 Lb (91 kg) Driver,
Two-cylinder, Air-cooled	of travel	200 Lb (91 kg) Passenger, and
4-Cycle Gasoline	Integrated 2 In. Rear Receiver	400 Lb (181 kg) in Cargo Box
Full Pressure Lubrication	12.3 ft. Turning Radius	Towing Capacity:
System	Ground Clearance: 10.5 In.	1,100 Lb (499kg)
Replaceable Single Dry-Type	(267 mm)	CARGO BOX:
Element Air Cleaner with	FRAME/STYLED PARTS:	32.3 In. Long x 47.6 In. Wide x
Remote Intake	Full, robotically welded frame	11.7 In. Deep
4.9 Gallon (18.5L) Fuel	design	(82 cm x 120.9 cm x 29.7 cm)
Capacity	Side frame rails for rock	8.9 cu. ft (.25 cu.m) Capacity
Solid-state Ignition (12V)	sliding	400 Lbs (181 kg) Box Capacity
Spark-arresting Muffler	OCCUPANT PROTECTION SYSTEM(OPS):	Tilting Box , Open from both
ELECTRICAL:	1.75 In. (44.4 mm) Steel Tubular	sides
Electric Start	Overhead Structure	Hinged (Bottom) Tailgate,
16 Amp Regulated, 3-Phase	Multiple Passenger Handholds	Removeable
Alternator	3-pt. Seat Belts	
340 CCA Battery	SAE J2194 & OSHA ROPS Certified	TIRES:
Two 55 Watt Halogen	OPERATOR STATION:	Front: 25x8-12 Ancla XT
Headlights	Bench Seats	(Extreme Terrain Tires)
TRANSAXLE/TRANSMISSION:	Hip Restraint Bars for Driver	Rear: 25x10-12 Ancla XT
Continuously Variable	and Passenger	(Extreme Terrain Tires)
Transmission		SAFETY VIDEO TAPE:
Full Clutch Enclosure	Sealed Glove Box	Safety and Operational DVD
Two-speed Transaxle	Sealed Storage Compartment Under	Operators Manual
Operator Selectable 4WD	Hood	*Engine HP is Provided by the
28 mph (45 kph) Maximum	Two cup holders in dash	Engine Manufacturer to be Used
Forward Speed	Fuel Gauge	for Comparison Purposes Only,
Selectable Four-Wheel	Instrument Cluster - Hour Meter,	Actual Operating HP will be
Drive System	and Seat Belt	Less.
Front and Rear Hydraulic Disk	12v DC Outlet	
Brakes with stainless steel	FRONTAL PROTECTION:	
rotors	Integrated Front Bumper	
Foot-operated Park brake	Accepts optional front	
Large diameter half shafts with	receiver, winch and brush guard	
TPE boots		
STEERING/SUSPENSION:	DIMENSIONS (WITH OPS):	
Rack and Pinion Steering	113 In. Long x 56.5 In.	
Independent Front Suspension	Wide x 73.5 In. High	
(IRS) with 9 inches (229 mm)	PAYLOAD CAPACITY	

CODE	ATTACHMENT IDENTIFIER	DESCRIPTION	SUGGESTED LIST PRICE USD (\$)
Select One Code From Each Required Category			
BASE MACHINE			
<i>F.O.B. Janesville, Wisconsin</i>			
516BM		XUV 550 Green & Yellow Utility and Protection PR Base Machine Suggested List Price Does Not Include 400 USD Destination Charge.	8,199.00
DESTINATION			
0202		US / CANADA	In Base Price
0230		Australia/New Zealand	Same Price
WHEELS WITH TIRES (FOUR)			
1002		Yellow Alloy Wheels Maxxis Bighorn Radial Tires	823.00

JOHN DEERE COMMERCIAL PRODUCTS
MID-DUTY CROSSOVER UTILITY VEHICLES AND EQUIPMENT

XUV 550 Green & Yellow Utility and Protection PR

Continued

CODE	ATTACHMENT IDENTIFIER	DESCRIPTION	SUGGESTED LIST PRICE USD (\$)
DRIVER SEAT			
2001		Bench Seat - Yellow	In Base Price
CARGO BOX LIFT			
3003		Manual Lift	In Base Price
OPS/REAR SCREEN/BRAKE/TAILLIGHT			
4002		OPS, XUV 550 with Brake/Tailight	50.00
PROTECTION/UTILITY AND PROTECTION PACKAGES			
5100		Utility and Protection Package Package Consists of: Front Brushguard, OPS Black Poly Roof, Cargo Box Rail, Rear Bumper, 2 In. Front Receiver Hitch.	1,064.00
ATTACHMENTS FOR FIELD CONVERSION			
		Cabs/Roofs/Windshields:	
BM23373		OPS Full No-Scratch Windshield	531.79
BM23358		OPS Full Poly Windshield	362.73
BM23376		OPS Glass Windshield w/ Wiper	714.76
BM23375		OPS Half Poly Windshield	241.81
BM23378		OPS Poly Cab <i>Includes doors and rear panel. OPS Poly Roof and Windshield sold separately.</i>	2,533.76
BM23864		OPS Poly Rear Window <i>Not compatible with OPS Poly Cab.</i>	273.91
BM23397		OPS Poly Roof - Black	329.56
BM23396		OPS Rear Screen <i>Includes headrests</i>	219.36
LP10314		OPS Side Mirror - Left <i>Available through Order Zone</i>	In Catalog
LP10315		OPS Side Mirror - Right <i>Available through Order Zone</i>	In Catalog
LP37046		OPS Soft Roof - Black <i>Available through Order Zone</i>	In Catalog
BM24382		Replacement Ops Kit XUV 550	384.13
		Cargo Box Options / Storage:	
BM23849		5 Gallon Pail Holder <i>Cargo box rails required</i>	38.51
BM23371		Box Mat	86.67
BM23307		Cargo Box Power Lift	770.40

JOHN DEERE COMMERCIAL PRODUCTS
MID-DUTY CROSSOVER UTILITY VEHICLES AND EQUIPMENT

XUV 550 Green & Yellow Utility and Protection PR

Continued

CODE	ATTACHMENT IDENTIFIER	DESCRIPTION	SUGGESTED LIST PRICE USD (\$)
		ATTACHMENTS FOR FIELD CONVERSION Continued...	
	BM23384	Cargo Box Wall Extensions <i>Requires cargo box rails. Not compatible with poly cab.</i>	329.56
	BM23360	Front Rack <i>Requires Front Brushguard for mounting.</i>	241.81
	BM24200	Glove Box Lock	12.84
	LP37044	OPS Overhead Organizer - Black <i>Available through Order Zone</i>	In Catalog
	LP25929	Rhino Grip XL - Double <i>Requires cargo box rails. Available through Order Zone.</i>	In Catalog
	LP25928	Rhino Grip XL - Single <i>Requires cargo box rails. Available through Order Zone.</i>	In Catalog
	BM23385	Tire Rack <i>Requires cargo box rails.</i>	231.76
		Carts / Hitches:	
	LPPCT10LXATV	10AT Cart <i>Available through Order Zone</i>	In Catalog
	LPPCT17ATJD	17AT Cart <i>Available through Order Zone.</i>	In Catalog
	BM23363	2" Front Receiver Hitch and Recovery Loops	109.14
	LPUT21JD	21 Steel Utility Cart <i>Available through Order Zone</i>	In Catalog
	PM05101	Ball Mount - 1.875 in. (48mm)	See Parts
	PM05201	Ball Mount - 2 in. (51mm)	See Parts
	BM22290	Drawbar - 2 in. (51mm)	38.51
		Custom & High Performance:	
	BM23438	High Capacity Alternator	714.76
	BM24171	Over-Temperature Sensor Kit	53.50
	BM22703	Seat-Belt Comfort Strap (2) <i>Also compatible with Deluxe Cab.</i>	77.04
	BM24376	Speedometer Kit	109.14
	BM23379	Stereo and Speaker Kit <i>Includes mounting kit only; must choose one of the following three head units to have complete stereo: Radio, Heavy Duty AM / FM / WB / AUX (SWJHD1120) Radio, Heavy Duty AM / FM / WB / SAT / I-POD (SWJHD1620) Radio, AM / FM / WB / CD / AUX / SAT Ready (SWJHD3620) Must order head unit through Parts.</i>	660.19

JOHN DEERE COMMERCIAL PRODUCTS
MID-DUTY CROSSOVER UTILITY VEHICLES AND EQUIPMENT

XUV 550 Green & Yellow Utility and Protection PR

Continued

CODE	ATTACHMENT IDENTIFIER	DESCRIPTION	SUGGESTED LIST PRICE USD (\$)
		ATTACHMENTS FOR FIELD CONVERSION Continued...	
		Lights / Signals:	
	BM23369	Backup Alarm	101.66
	BM24013	Beacon Light <i>Requires OPS Light Kit Switch Bank. Also requires Brake and Tail Light Installation Kit, if 4002 / 4003 option code is not selected, for brake light mounting; OR OPS Poly Roof for roof mounting.</i>	219.36
	BM24233	Brake and Tail Light Installation Kit <i>Required to mount Brake and Tail Light Kit.</i>	33.17
	BM24100	Brake and Tail Light Kit <i>Requires Brake and Tail Light Installation Kit.</i>	53.50
	BM23367	Deluxe Light Kit <i>Includes flashers, turn signals (front & rear), brake & tail lights, and back-up lights. Requires OPS Poly Roof for installation.</i>	384.13
	BM23442	Hella HID Sport Driving Lights <i>Requires OPS Light Kit Switch Bank for OPS or poly roof mounting, or Front Brushguard for bumper mounting.</i>	935.19
	BM24108	Hella Performance Spot Lights <i>Requires OPS Light Kit Switch Bank for OPS or poly roof mounting, or Front Brushguard for bumper mounting.</i>	343.47
	BM23370	Horn Kit	97.37
	BM24090	Long Range Light Kit <i>Requires OPS Light Kit Switch Bank for OPS or Poly Roof mounting; or Front Brushguard for bumper mounting.</i>	191.53
	BM24016	Mid-Range Light Kit <i>Requires OPS Light Kit Switch Bank. Compatible with OPS Poly Roofs or on the OPS alone. Can be mounted on the front or rear of the OPS or poly roof. Can not be used for rear mounting on XUV550 S4.</i>	123.06
	BM24089	OPS Light Kit Switch Bank <i>Accommodates up to three separate OPS Light Kits.</i>	67.41
		Protection:	
	BM23309	CV Guards	142.31
	BM23368	Floor Mat	78.11
	BM23365	Front Brushguard	329.56
	BM23394	Front Fender Guards <i>Requires Front Brushguard</i>	175.49
	BM24095	Full Underbody Skid Plate	163.71
	BM23362	Rear Bumper	186.19
	LP37036	Vehicle Cover - Black <i>Available through Order Zone</i>	In Catalog

JOHN DEERE COMMERCIAL PRODUCTS
MID-DUTY CROSSOVER UTILITY VEHICLES AND EQUIPMENT

XUV 550 Green & Yellow Utility and Protection PR

Continued

CODE	ATTACHMENT IDENTIFIER	DESCRIPTION	SUGGESTED LIST PRICE USD (\$)
		ATTACHMENTS FOR FIELD CONVERSION Continued...	
	LP37037	Vehicle Cover - Camo <i>Available through Order Zone</i>	In Catalog
	LP37040	Vehicle Cover - Transportable (Black) <i>Available through Order Zone</i>	In Catalog
	LP37041	Vehicle Cover - Transportable (Camo) <i>Available through Order Zone</i>	In Catalog
		Sprayers / Pressure Washers:	
	LP39965	25 Gallon Bed Sprayer <i>Available through Order Zone</i>	In Catalog
	LP39964	45 Gallon Bed Sprayer <i>Available through Order Zone</i>	In Catalog
	LP39098	45 Gallon High Performance Bed Sprayer <i>Available through Order Zone</i>	In Catalog
	LP20485	45 Gallon Tow-Behind Sprayer <i>Available through Order Zone</i>	In Catalog
	LP22885	HP 150 in. Precision Boom <i>Compatible with HP sprayers. Available through Order Zone.</i>	In Catalog
	LP39963	HP 45 Gallon Sprayer - Tow Behind <i>Available through Order Zone</i>	In Catalog
	LP22884	HP Boomless Nozzles <i>Compatible with HP sprayers. Available through Order Zone.</i>	In Catalog
	LP22911	HP Standard Gator Boom <i>Compatible with HP sprayers. Available through Order Zone.</i>	In Catalog
		Winch:	
	BM24437	Warn Winch (3000 lbs) <i>Requires 2 In. Front Receiver Hitch with Recovery Loops for mounting.</i>	770.40
	BM21392	Winch Accessories Kit	129.47

SERVICE CONTRACTS - RESIDENTIAL OWNERS/USE

Visit <http://www.JohnDeere.com/ServicePlans> for more information on John Deere Service Contracts. May not be Available in Parts of the U.S., Not Available in Canada. Price may vary due to driving distance and/or time from machine to dealership location.

John Deere Extended Service Plan - 2-Year Option <i>Available for T-Series, HPX and XUV utility vehicles only.) 2-year extended service plan. (1 year of extended service protection); 2-years of warranty transportation.</i>	399.99
---	--------

John Deere Extended Service Plan - 3-Year Option <i>3-year extended service plan. (2 years of extended service protection); 3-years of warranty transportation.</i>	569.99
--	--------

JOHN DEERE COMMERCIAL PRODUCTS
MID-DUTY CROSSOVER UTILITY VEHICLES AND EQUIPMENT

XUV 550 Green & Yellow Utility and Protection PR
Continued

JOHN DEERE COMMERCIAL PRODUCTS
MID-DUTY CROSSOVER UTILITY VEHICLES AND EQUIPMENT

XUV 550 Camo Utility and Protection PR
Equipment for Base Machine

ENGINE:	of travel	800 Lb (363 kg) Total Payload
16 Engine HP*(570cc),	Independent Rear Suspension	Capacity which Includes:
Dynamically tuned carburetor	(IRS) with 8 inches (203mm)	200 Lb (91 kg) Driver,
Two-cylinder, Air-cooled	of travel	200 Lb (91 kg) Passenger, and
4-Cycle Gasoline	Integrated 2 In. Rear Receiver	400 Lb (181 kg) in Cargo Box
Full Pressure Lubrication	12.3 ft. Turning Radius	Towing Capacity:
System	Ground Clearance: 10.5 In.	1,100 Lb (499kg)
Replaceable Single Dry-Type	(267 mm)	CARGO BOX:
Element Air Cleaner with	FRAME/STYLED PARTS:	32.3 In. Long x 47.6 In. Wide x
Remote Intake	Full, robotically welded frame	11.7 In. Deep
4.9 Gallon (18.5L) Fuel	design	(82 cm x 120.9 cm x 29.7 cm)
Capacity	Side frame rails for rock	8.9 cu. ft (.25 cu.m) Capacity
Solid-state Ignition (12V)	sliding	400 Lbs (181 kg) Box Capacity
Spark-arresting Muffler	OCCUPANT PROTECTION SYSTEM(OPS):	Tilting Box , Open from both
ELECTRICAL:	1.75 In. (44.4 mm) Steel Tubular	sides
Electric Start	Overhead Structure	Hinged (Bottom) Tailgate,
16 Amp Regulated, 3-Phase	Multiple Passenger Handholds	Removeable
Alternator	3-pt. Seat Belts	
340 CCA Battery	SAE J2194 & OSHA ROPS Certified	TIRES:
Two 55 Watt Halogen	OPERATOR STATION:	Front: 25x8-12 Ancla XT
Headlights	Bench Seats	(Extreme Terrain Tires)
TRANSAXLE/TRANSMISSION:	Hip Restraint Bars for Driver	Rear: 25x10-12 Ancla XT
Continuously Variable	and Passenger	(Extreme Terrain Tires)
Transmission		SAFETY VIDEO TAPE:
Full Clutch Enclosure	Sealed Glove Box	Safety and Operational DVD
Two-speed Transaxle	Sealed Storage Compartment Under	Operators Manual
Operator Selectable 4WD	Hood	*Engine HP is Provided by the
28 mph (45 kph) Maximum	Two cup holders in dash	Engine Manufacturer to be Used
Forward Speed	Fuel Gauge	for Comparison Purposes Only,
Selectable Four-Wheel	Instrument Cluster - Hour Meter,	Actual Operating HP will be
Drive System	and Seat Belt	Less.
Front and Rear Hydraulic Disk	12v DC Outlet	
Brakes with stainless steel	FRONTAL PROTECTION:	
rotors	Integrated Front Bumper	
Foot-operated Park brake	Accepts optional front	
Large diameter half shafts with	receiver, winch and brush guard	
TPE boots		
STEERING/SUSPENSION:	DIMENSIONS (WITH OPS):	
Rack and Pinion Steering	113 In. Long x 56.5 In.	
Independent Front Suspension	Wide x 73.5 In. High	
(IRS) with 9 inches (229 mm)	PAYLOAD CAPACITY	

CODE	ATTACHMENT IDENTIFIER	DESCRIPTION	SUGGESTED LIST PRICE USD (\$)
Select One Code From Each Required Category			
BASE MACHINE			
<i>F.O.B. Janesville, Wisconsin</i>			
516CM		XUV 550 Camo Utility and Protection PR <i>Base Machine Suggested List Price Does Not Include 400 USD Destination Charge.</i>	8,749.00
DESTINATION			
0202		US / CANADA	In Base Price
WHEELS WITH TIRES (FOUR)			
1005		Black Alloy Wheels Maxxis Bighorn Radial Tires	823.00
DRIVER SEAT			

JOHN DEERE COMMERCIAL PRODUCTS
MID-DUTY CROSSOVER UTILITY VEHICLES AND EQUIPMENT

XUV 550 Camo Utility and Protection PR

Continued

CODE	ATTACHMENT IDENTIFIER	DESCRIPTION	SUGGESTED LIST PRICE USD (\$)
DRIVER SEAT Continued...			
2004		Bench Seat - Black	In Base Price
CARGO BOX LIFT			
3003		Manual Lift	In Base Price
OPS/REAR SCREEN/BRAKE/TAILLIGHT			
4002		OPS, XUV 550 with Brake/Tailight <i>Must order 5000 option code when ordering 4002 option code.</i>	50.00
PROTECTION/UTILITY AND PROTECTION PACKAGES			
5100		Utility and Protection Package Package Consists of: Front Brushguard, OPS Camo Poly Roof, Cargo Box Rail, Rear Bumper, 2 In. Front Receiver Hitch.	1,449.00
ATTACHMENTS FOR FIELD CONVERSION			
Cabs/Roofs/Windshields:			
BM23373		OPS Full No-Scratch Windshield	531.79
BM23358		OPS Full Poly Windshield	362.73
BM23376		OPS Glass Windshield w/ Wiper	714.76
BM23375		OPS Half Poly Windshield	241.81
BM23378		OPS Poly Cab <i>Includes doors and rear panel. OPS Poly Roof and Windshield sold separately.</i>	2,533.76
BM23864		OPS Poly Rear Window <i>Not compatible with OPS Poly Cab.</i>	273.91
BM23397		OPS Poly Roof - Black	329.56
BM23853		OPS Poly Roof - Camo	714.76
BM23396		OPS Rear Screen <i>Includes headrests</i>	219.36
LP10314		OPS Side Mirror - Left <i>Available through Order Zone</i>	In Catalog
LP10315		OPS Side Mirror - Right <i>Available through Order Zone</i>	In Catalog
LP37046		OPS Soft Roof - Black <i>Available through Order Zone</i>	In Catalog
LP37047		OPS Soft Roof - Camo <i>Available through Order Zone</i>	In Catalog
BM24382		Replacement Ops Kit XUV 550	384.13

JOHN DEERE COMMERCIAL PRODUCTS
MID-DUTY CROSSOVER UTILITY VEHICLES AND EQUIPMENT

XUV 550 Camo Utility and Protection PR

Continued

CODE	ATTACHMENT IDENTIFIER	DESCRIPTION	SUGGESTED LIST PRICE USD (\$)
ATTACHMENTS FOR FIELD CONVERSION Continued...			
		Cargo Box Options / Storage:	
	BM23849	5 Gallon Pail Holder <i>Cargo box rails required</i>	38.51
	BM23371	Box Mat	86.67
	BM23307	Cargo Box Power Lift	770.40
	BM23384	Cargo Box Wall Extensions <i>Requires cargo box rails. Not compatible with poly cab.</i>	329.56
	BM23360	Front Rack <i>Requires Front Brushguard for mounting.</i>	241.81
	BM24200	Glove Box Lock	12.84
	LP37044	OPS Overhead Organizer - Black <i>Available through Order Zone</i>	In Catalog
	LP37045	OPS Overhead Organizer - Camo <i>Available through Order Zone</i>	In Catalog
	LP25929	Rhino Grip XL - Double <i>Requires cargo box rails. Available through Order Zone.</i>	In Catalog
	LP25928	Rhino Grip XL - Single <i>Requires cargo box rails. Available through Order Zone.</i>	In Catalog
	BM23385	Tire Rack <i>Requires cargo box rails.</i>	231.76
		Carts / Hitches:	
	LPPCT10LXATV	10AT Cart <i>Available through Order Zone</i>	In Catalog
	LPPCT17ATJD	17AT Cart <i>Available through Order Zone.</i>	In Catalog
	BM23363	2" Front Receiver Hitch and Recovery Loops	109.14
	LPUT21JD	21 Steel Utility Cart <i>Available through Order Zone</i>	In Catalog
	PM05101	Ball Mount - 1.875 in. (48mm)	See Parts
	PM05201	Ball Mount - 2 in. (51mm)	See Parts
	BM22290	Drawbar - 2 in. (51mm)	38.51
		Custom & High Performance:	
	BM23438	High Capacity Alternator	714.76
	BM24171	Over-Temperature Sensor Kit	53.50

JOHN DEERE COMMERCIAL PRODUCTS
MID-DUTY CROSSOVER UTILITY VEHICLES AND EQUIPMENT

XUV 550 Camo Utility and Protection PR

Continued

CODE	ATTACHMENT IDENTIFIER	DESCRIPTION	SUGGESTED LIST PRICE USD (\$)
		ATTACHMENTS FOR FIELD CONVERSION Continued...	
	BM22703	Seat-Belt Comfort Strap (2) <i>Also compatible with Deluxe Cab.</i>	77.04
	BM24376	Speedometer Kit	109.14
	BM23379	Stereo and Speaker Kit <i>Includes mounting kit only; must choose one of the following three head units to have complete stereo:</i> <i>Radio, Heavy Duty AM / FM / WB / AUX (SWJHD1120)</i> <i>Radio, Heavy Duty AM / FM / WB / SAT / I-POD (SWJHD1620)</i> <i>Radio, AM / FM / WB / CD / AUX / SAT Ready (SWJHD3620)</i> <i>Must order head unit through Parts.</i>	660.19
	BM23369	Lights / Signals: Backup Alarm	101.66
	BM24013	Beacon Light <i>Requires OPS Light Kit Switch Bank. Also requires Brake and Tail Light Installation Kit, if 4002 / 4003 option code is not selected, for brake light mounting; OR OPS Poly Roof for roof mounting.</i>	219.36
	BM24233	Brake and Tail Light Installation Kit <i>Required to mount Brake and Tail Light Kit.</i>	33.17
	BM24100	Brake and Tail Light Kit <i>Requires Brake and Tail Light Installation Kit.</i>	53.50
	BM23367	Deluxe Light Kit <i>Includes flashers, turn signals (front & rear), brake & tail lights, and back-up lights. Requires OPS Poly Roof for installation.</i>	384.13
	BM23442	Hella HID Sport Driving Lights <i>Requires OPS Light Kit Switch Bank for OPS or poly roof mounting, or Front Brushguard for bumper mounting.</i>	935.19
	BM24108	Hella Performance Spot Lights <i>Requires OPS Light Kit Switch Bank for OPS or poly roof mounting, or Front Brushguard for bumper mounting.</i>	343.47
	BM23370	Horn Kit	97.37
	BM24090	Long Range Light Kit <i>Requires OPS Light Kit Switch Bank for OPS or Poly Roof mounting; or Front Brushguard for bumper mounting.</i>	191.53
	BM24016	Mid-Range Light Kit <i>Requires OPS Light Kit Switch Bank. Compatible with OPS Poly Roofs or on the OPS alone. Can be mounted on the front or rear of the OPS or poly roof. Can not be used for rear mounting on XUV550 S4.</i>	123.06
	BM24089	OPS Light Kit Switch Bank <i>Accommodates up to three separate OPS Light Kits.</i>	67.41
	BM23309	Protection: CV Guards	142.31
	BM23368	Floor Mat	78.11
	BM23365	Front Brushguard	329.56

JOHN DEERE COMMERCIAL PRODUCTS
MID-DUTY CROSSOVER UTILITY VEHICLES AND EQUIPMENT

XUV 550 Camo Utility and Protection PR

Continued

CODE	ATTACHMENT IDENTIFIER	DESCRIPTION	SUGGESTED LIST PRICE USD (\$)
		ATTACHMENTS FOR FIELD CONVERSION Continued...	
	BM23394	Front Fender Guards <i>Requires Front Brushguard</i>	175.49
	BM24095	Full Underbody Skid Plate	163.71
	BM23362	Rear Bumper	186.19
	LP37036	Vehicle Cover - Black <i>Available through Order Zone</i>	In Catalog
	LP37037	Vehicle Cover - Camo <i>Available through Order Zone</i>	In Catalog
	LP37040	Vehicle Cover - Transportable (Black) <i>Available through Order Zone</i>	In Catalog
	LP37041	Vehicle Cover - Transportable (Camo) <i>Available through Order Zone</i>	In Catalog
		Sprayers / Pressure Washers:	
	LP39965	25 Gallon Bed Sprayer <i>Available through Order Zone</i>	In Catalog
	LP39964	45 Gallon Bed Sprayer <i>Available through Order Zone</i>	In Catalog
	LP39098	45 Gallon High Performance Bed Sprayer <i>Available through Order Zone</i>	In Catalog
	LP20485	45 Gallon Tow-Behind Sprayer <i>Available through Order Zone</i>	In Catalog
	LP22885	HP 150 in. Precision Boom <i>Compatible with HP sprayers. Available through Order Zone.</i>	In Catalog
	LP39963	HP 45 Gallon Sprayer - Tow Behind <i>Available through Order Zone</i>	In Catalog
	LP22884	HP Boomless Nozzles <i>Compatible with HP sprayers. Available through Order Zone.</i>	In Catalog
	LP22911	HP Standard Gator Boom <i>Compatible with HP sprayers. Available through Order Zone.</i>	In Catalog
		Winch:	
	BM24437	Warn Winch (3000 lbs) <i>Requires 2 In. Front Receiver Hitch with Recovery Loops for mounting.</i>	770.40
	BM21392	Winch Accessories Kit	129.47

SERVICE CONTRACTS - RESIDENTIAL OWNERS/USE

Visit <http://www.JohnDeere.com/ServicePlans> for more information on John Deere Service Contracts. May not be Available in Parts of the U.S., Not Available in Canada. Price may vary due to driving distance and/or time

JOHN DEERE COMMERCIAL PRODUCTS
MID-DUTY CROSSOVER UTILITY VEHICLES AND EQUIPMENT

XUV 550 Camo Utility and Protection PR

Continued

CODE	ATTACHMENT IDENTIFIER	DESCRIPTION	SUGGESTED LIST PRICE USD (\$)
		SERVICE CONTRACTS - RESIDENTIAL OWNERS/USE	
		Continued...	
		<i>from machine to dealership location.</i>	
		John Deere Extended Service Plan - 2-Year Option <i>Available for T-Series, HPX and XUV utility vehicles only.)</i> <i>2-year extended service plan. (1 year of extended service protection);</i> <i>2-years of warranty transportation.</i>	399.99
		John Deere Extended Service Plan - 3-Year Option <i>3-year extended service plan. (2 years of extended service protection);</i> <i>3-years of warranty transportation.</i>	569.99

JOHN DEERE COMMERCIAL PRODUCTS

MID-DUTY CROSSOVER UTILITY VEHICLES AND EQUIPMENT

XUV 550 S4 Green & Yellow PR

Equipment for Base Machine

ENGINE:	(IRS) with 8 inches (203mm)	Towing Capacity:
16 Engine HP*(570cc),	of travel	1,100 Lb (499kg)
Dynamically tuned carburetor	Integrated 2 In. Rear Receiver	CARGO BOX:
Two-cylinder, Air-cooled	19.7 ft. Turning Radius -- TBD	32.3 In. Long x 47.6 In. Wide x
4-Cycle Gasoline	Ground Clearance: 9.3 In.	11.7 In. Deep
Full Pressure Lubrication	(236 mm)	(82 cm x 120.9 cm x 29.7 cm)
System	FRAME/STYLED PARTS:	8.9 cu. ft (.25 cu.m) Capacity
Replaceable Single Dry-Type	Full, robotically welded frame	400 Lbs (181 kg) Box Capacity
Element Air Cleaner with	design	Tilting Box , Open from both
Remote Intake	Side frame rails for rock	sides
4.9 Gallon (18.5L) Fuel	sliding	Hinged (Bottom) Tailgate,
Capacity	OCCUPANT PROTECTION SYSTEM(OPS):	Removeable
Solid-state Ignition (12V)	1.75 In. (44.4 mm) Steel Tubular	CONVERTIBLE CARGO RACK:
Spark-arresting Muffler	Overhead Structure	23.5 In. Long x 38.8 In. Wide x
ELECTRICAL:	Multiple Passenger Handholds	8.1 In. Deep
Electric Start	3-pt. Seat Belts	(59.7cm x 98.6 cm x 20.6 cm)
16 Amp Regulated, 3-Phase	SAE J2194 & OSHA ROPS Certified	4.3 cu. ft (0.12 cu.m) Capacity
Alternator	OPERATOR STATION:	200 Lbs (90.7 kg) Rack Capacity
340 CCA Battery	Bench Seats	
Two 55 Watt Halogen	Hip Restraint Bars for Driver	
Headlights	and Passenger	
TRANSAXLE/TRANSMISSION:		
Continuously Variable	Sealed Glove Box	
Transmission	Sealed Storage Compartment Under	
Full Clutch Enclosure	Hood	
Two-speed Transaxle	Fuel Gauge	
Operator Selectable 4WD	Instrument Cluster - Hour Meter,	
28 mph (45 kph) Maximum	and Seat Belt	
Forward Speed	12v DC Outlet	
Selectable Four-Wheel	FRONTAL PROTECTION:	
Drive System	Integrated Front Bumper	
Front and Rear Hydraulic Disk	Accepts optional front	
Brakes with stainless steel	receiver, winch and brush guard	
rotors		
Foot-operated Park brake	DIMENSIONS(WITH OPS):	
Large diameter half shafts with	144 In. Long x 56.5 In.	
TPE boots	Wide x 74 In. High	
STEERING/SUSPENSION:	PAYLOAD CAPACITY	
Rack and Pinion Steering	1200 Lb (544 kg) Total Payload	
Independent Front Suspension	Capacity which Includes:	
(IRS) with 9 inches (229 mm)	200 Lb (91 kg) Driver,	
of travel	600 Lb (273 kg) Passenger, and	
Independent Rear Suspension	400 Lb (181 kg) in Cargo Box	

CODE	ATTACHMENT IDENTIFIER	DESCRIPTION	SUGGESTED LIST PRICE USD (\$)
Select One Code From Each Required Category			
BASE MACHINE			
<i>F.O.B. Janesville, Wisconsin</i>			
515DM		XUV 550 S4 Green & Yellow PR <i>Base Machine Suggested List Price Does Not Include 500 USD Destination Charge.</i>	9,599.00
DESTINATION			
0202		US / CANADA	In Base Price
WHEELS WITH TIRES (FOUR)			
1000		Yellow Steel Wheels Terra Hawk All Terrain Tires	Same Price

JOHN DEERE COMMERCIAL PRODUCTS
MID-DUTY CROSSOVER UTILITY VEHICLES AND EQUIPMENT

XUV 550 S4 Green & Yellow PR

Continued

CODE	ATTACHMENT IDENTIFIER	DESCRIPTION	SUGGESTED LIST PRICE USD (\$)
CARGO BOX LIFT			
3003		Manual Lift	In Base Price
OPS/REAR SCREEN/BRAKE/TAILLIGHT			
4000		OPS	In Base Price
PROTECTION/UTILITY AND PROTECTION PACKAGES			
5110		Less Utility and Protection Package	In Base Price
STORAGE			
6010		Less Front Seat Storage	In Base Price
ATTACHMENTS FOR FIELD CONVERSION			
Cabs/Roofs/Windshields:			
BM23373		OPS Full No-Scratch Windshield	531.79
BM23358		OPS Full Poly Windshield	362.73
BM23376		OPS Glass Windshield w/ Wiper	714.76
BM23375		OPS Half Poly Windshield	241.81
BM24114		OPS Poly Cab - S4 <i>Includes front and rear doors, and rear panel. OPS Poly Roof and Windshield sold separately.</i>	4,297.11
BM23398		OPS S4 Poly Roof - Black	494.34
LP10314		OPS Side Mirror - Left <i>Available through Order Zone</i>	In Catalog
LP10315		OPS Side Mirror - Right <i>Available through Order Zone</i>	In Catalog
LP37048		OPS Soft Roof (S4) - Black <i>Available through Order Zone</i>	In Catalog
BM24687		Replacement OPS Kit XUV 550 S4 <i>Includes Front and Rear OPS.</i>	765.06
Cargo Box Options / Storage:			
BM23849		5 Gallon Pail Holder <i>Cargo box rails required</i>	38.51
BM23371		Box Mat	86.67
BM23307		Cargo Box Power Lift	770.40
BM23526		Cargo Box Rails	109.14
BM23384		Cargo Box Wall Extensions <i>Requires cargo box rails. Not compatible with poly cab.</i>	329.56
BM24094		Cargo Rack Screen	65.27

JOHN DEERE COMMERCIAL PRODUCTS
MID-DUTY CROSSOVER UTILITY VEHICLES AND EQUIPMENT

XUV 550 S4 Green & Yellow PR

Continued

CODE	ATTACHMENT IDENTIFIER	DESCRIPTION	SUGGESTED LIST PRICE USD (\$)
		ATTACHMENTS FOR FIELD CONVERSION Continued...	
	BM23360	Front Rack <i>Requires Front Brushguard for mounting.</i>	241.81
	BM24200	Glove Box Lock	12.84
	LP37044	OPS Overhead Organizer - Black <i>Available through Order Zone</i>	In Catalog
	LP25929	Rhino Grip XL - Double <i>Requires cargo box rails. Available through Order Zone.</i>	In Catalog
	LP25928	Rhino Grip XL - Single <i>Requires cargo box rails. Available through Order Zone.</i>	In Catalog
	BM23385	Tire Rack <i>Requires cargo box rails.</i>	231.76
	BM23874	Underseat Storage	109.14
	BM24096	Vise Mount	53.50
		Carts / Hitches:	
	LPPCT10LXATV	10AT Cart <i>Available through Order Zone</i>	In Catalog
	LPPCT17ATJD	17AT Cart <i>Available through Order Zone.</i>	In Catalog
	BM23363	2" Front Receiver Hitch and Recovery Loops	109.14
	LPUT21JD	21 Steel Utility Cart <i>Available through Order Zone</i>	In Catalog
	PM05101	Ball Mount - 1.875 in. (48mm)	See Parts
	PM05201	Ball Mount - 2 in. (51mm)	See Parts
	BM22290	Drawbar - 2 in. (51mm)	38.51
		Custom & High Performance:	
	BM23438	High Capacity Alternator	714.76
	BM24171	Over-Temperature Sensor Kit	53.50
	BM22703	Seat-Belt Comfort Strap (2) <i>Also compatible with Deluxe Cab.</i>	77.04
	BM24376	Speedometer Kit	109.14
	BM23379	Stereo and Speaker Kit <i>Includes mounting kit only; must choose one of the following three head units to have complete stereo: Radio, Heavy Duty AM / FM / WB / AUX (SWJHD1120) Radio, Heavy Duty AM / FM / WB / SAT / I-POD (SWJHD1620) Radio, AM / FM / WB / CD / AUX / SAT Ready (SWJHD3620) Must order head unit through Parts.</i>	660.19

JOHN DEERE COMMERCIAL PRODUCTS
MID-DUTY CROSSOVER UTILITY VEHICLES AND EQUIPMENT

XUV 550 S4 Green & Yellow PR

Continued

CODE	ATTACHMENT IDENTIFIER	DESCRIPTION	SUGGESTED LIST PRICE USD (\$)
		ATTACHMENTS FOR FIELD CONVERSION Continued...	
		Lights / Signals:	
	BM23369	Backup Alarm	101.66
	BM24013	Beacon Light <i>Requires OPS Light Kit Switch Bank. Also requires Brake and Tail Light Installation Kit, if 4002 / 4003 option code is not selected, for brake light mounting; OR OPS Poly Roof for roof mounting.</i>	219.36
	BM24233	Brake and Tail Light Installation Kit <i>Required to mount Brake and Tail Light Kit.</i>	33.17
	BM24100	Brake and Tail Light Kit <i>Requires Brake and Tail Light Installation Kit.</i>	53.50
	BM23367	Deluxe Light Kit <i>Includes flashers, turn signals (front & rear), brake & tail lights, and back-up lights. Requires OPS Poly Roof for installation.</i>	384.13
	BM23442	Hella HID Sport Driving Lights <i>Requires OPS Light Kit Switch Bank for OPS or poly roof mounting, or Front Brushguard for bumper mounting.</i>	935.19
	BM24108	Hella Performance Spot Lights <i>Requires OPS Light Kit Switch Bank for OPS or poly roof mounting, or Front Brushguard for bumper mounting.</i>	343.47
	BM23370	Horn Kit	97.37
	BM24090	Long Range Light Kit <i>Requires OPS Light Kit Switch Bank for OPS or Poly Roof mounting; or Front Brushguard for bumper mounting.</i>	191.53
	BM24016	Mid-Range Light Kit <i>Requires OPS Light Kit Switch Bank. Compatible with OPS Poly Roofs or on the OPS alone. Can be mounted on the front or rear of the OPS or poly roof. Can not be used for rear mounting on XUV550 S4.</i>	123.06
	BM24273	Mid-Range Light Kit (rear XUV550 S4 Only) <i>Requires OPS Light Kit Switch Bank. Compatible with OPS Poly Roofs, or on the OPS alone.</i>	123.06
	BM24089	OPS Light Kit Switch Bank <i>Accommodates up to three separate OPS Light Kits.</i>	67.41
		Protection:	
	BM23309	CV Guards	142.31
	BM23884	Floor Mat - S4 <i>Front and rear mats.</i>	163.71
	BM23365	Front Brushguard	329.56
	BM23394	Front Fender Guards <i>Requires Front Brushguard</i>	175.49
	BM23362	Rear Bumper	186.19
	LP37038	Vehicle Cover (S4) - Black <i>Available through Order Zone</i>	In Catalog

JOHN DEERE COMMERCIAL PRODUCTS
MID-DUTY CROSSOVER UTILITY VEHICLES AND EQUIPMENT

XUV 550 S4 Green & Yellow PR

Continued

CODE	ATTACHMENT IDENTIFIER	DESCRIPTION	SUGGESTED LIST PRICE USD (\$)
		ATTACHMENTS FOR FIELD CONVERSION Continued...	
	LP37039	Vehicle Cover (S4) - Camo <i>Available through Order Zone</i>	In Catalog
	LP37042	Vehicle Cover (S4) - Transportable (Black) <i>Available through Order Zone</i>	In Catalog
	LP37043	Vehicle Cover (S4) - Transportable (Camo) <i>Available through Order Zone</i>	In Catalog
		Sprayers / Pressure Washers:	
	LP39965	25 Gallon Bed Sprayer <i>Available through Order Zone</i>	In Catalog
	LP39964	45 Gallon Bed Sprayer <i>Available through Order Zone</i>	In Catalog
	LP39098	45 Gallon High Performance Bed Sprayer <i>Available through Order Zone</i>	In Catalog
	LP20485	45 Gallon Tow-Behind Sprayer <i>Available through Order Zone</i>	In Catalog
	LP22885	HP 150 in. Precision Boom <i>Compatible with HP sprayers. Available through Order Zone.</i>	In Catalog
	LP39963	HP 45 Gallon Sprayer - Tow Behind <i>Available through Order Zone</i>	In Catalog
	LP22884	HP Boomless Nozzles <i>Compatible with HP sprayers. Available through Order Zone.</i>	In Catalog
	LP22911	HP Standard Gator Boom <i>Compatible with HP sprayers. Available through Order Zone.</i>	In Catalog
		Winch:	
	BM24019	Warn Winch (3,000 lbs) - S4 <i>Requires 2 In. Front Receiver Hitch with Recovery Loops for mounting.</i>	880.61
	BM21392	Winch Accessories Kit	129.47

SERVICE CONTRACTS - RESIDENTIAL OWNERS/USE

Visit <http://www.JohnDeere.com/ServicePlans> for more information on John Deere Service Contracts. May not be Available in Parts of the U.S., Not Available in Canada. Price may vary due to driving distance and/or time from machine to dealership location.

John Deere Extended Service Plan - 2-Year Option <i>Available for T-Series, HPX and XUV utility vehicles only.) 2-year extended service plan. (1 year of extended service protection); 2-years of warranty transportation.</i>	399.99
---	--------

John Deere Extended Service Plan - 3-Year Option <i>3-year extended service plan. (2 years of extended service protection); 3-years of warranty transportation.</i>	569.99
--	--------

JOHN DEERE COMMERCIAL PRODUCTS
MID-DUTY CROSSOVER UTILITY VEHICLES AND EQUIPMENT

XUV 550 S4 Green & Yellow PR

Continued

JOHN DEERE COMMERCIAL PRODUCTS
MID-DUTY CROSSOVER UTILITY VEHICLES AND EQUIPMENT

XUV 550 S4 Green & Yellow Utility and Protection PR
Equipment for Base Machine

ENGINE:	(IRS) with 8 inches (203mm)	Towing Capacity:
16 Engine HP*(570cc),	of travel	1,100 Lb (499kg)
Dynamically tuned carburetor	Integrated 2 In. Rear Receiver	CARGO BOX:
Two-cylinder, Air-cooled	19.7 ft. Turning Radius -- TBD	32.3 In. Long x 47.6 In. Wide x
4-Cycle Gasoline	Ground Clearance: 9.3 In.	11.7 In. Deep
Full Pressure Lubrication	(236 mm)	(82 cm x 120.9 cm x 29.7 cm)
System	FRAME/STYLED PARTS:	8.9 cu. ft (.25 cu.m) Capacity
Replaceable Single Dry-Type	Full, robotically welded frame	400 Lbs (181 kg) Box Capacity
Element Air Cleaner with	design	Tilting Box , Open from both
Remote Intake	Side frame rails for rock	sides
4.9 Gallon (18.5L) Fuel	sliding	Hinged (Bottom) Tailgate,
Capacity	OCCUPANT PROTECTION SYSTEM(OPS):	Removeable
Solid-state Ignition (12V)	1.75 In. (44.4 mm) Steel Tubular	CONVERTIBLE CARGO RACK:
Spark-arresting Muffler	Overhead Structure	23.5 In. Long x 38.8 In. Wide x
ELECTRICAL:	Multiple Passenger Handholds	8.1 In. Deep
Electric Start	3-pt. Seat Belts	(59.7cm x 98.6 cm x 20.6 cm)
16 Amp Regulated, 3-Phase	SAE J2194 & OSHA ROPS Certified	4.3 cu. ft (0.12 cu.m) Capacity
Alternator	OPERATOR STATION:	200 Lbs (90.7 kg) Rack Capacity
340 CCA Battery	Bench Seats	
Two 55 Watt Halogen	Hip Restraint Bars for Driver	
Headlights	and Passenger	
TRANSAXLE/TRANSMISSION:		
Continuously Variable	Sealed Glove Box	
Transmission	Sealed Storage Compartment Under	
Full Clutch Enclosure	Hood	
Two-speed Transaxle	Fuel Gauge	
Operator Selectable 4WD	Instrument Cluster - Hour Meter,	
28 mph (45 kph) Maximum	and Seat Belt	
Forward Speed	12v DC Outlet	
Selectable Four-Wheel	FRONTAL PROTECTION:	
Drive System	Integrated Front Bumper	
Front and Rear Hydraulic Disk	Accepts optional front	
Brakes with stainless steel	receiver, winch and brush guard	
rotors		
Foot-operated Park brake	DIMENSIONS(WITH OPS):	
Large diameter half shafts with	144 In. Long x 56.5 In.	
TPE boots	Wide x 74 In. High	
STEERING/SUSPENSION:	PAYLOAD CAPACITY	
Rack and Pinion Steering	1200 Lb (544 kg) Total Payload	
Independent Front Suspension	Capacity which Includes:	
(IRS) with 9 inches (229 mm)	200 Lb (91 kg) Driver,	
of travel	600 Lb (273 kg) Passenger, and	
Independent Rear Suspension	400 Lb (181 kg) in Cargo Box	

CODE	ATTACHMENT IDENTIFIER	DESCRIPTION	SUGGESTED LIST PRICE USD (\$)
------	-----------------------	-------------	-------------------------------

Select One Code From Each Required Category

BASE MACHINE

F.O.B. Janesville, Wisconsin

515BM	XUV 550 S4 Green & Yellow Utility and Protection PR Base Machine Suggested List Price Does Not Include 500 USD Destination Charge.	9,599.00
-------	---	----------

DESTINATION

0202	US / CANADA	In Base Price
0230	Australia/New Zealand	Same Price

WHEELS WITH TIRES (FOUR)

JOHN DEERE COMMERCIAL PRODUCTS
MID-DUTY CROSSOVER UTILITY VEHICLES AND EQUIPMENT

XUV 550 S4 Green & Yellow Utility and Protection PR

Continued

CODE	ATTACHMENT IDENTIFIER	DESCRIPTION	SUGGESTED LIST PRICE USD (\$)
1002		WHEELS WITH TIRES (FOUR) Continued... Yellow Alloy Wheels Maxxis Bighorn Radial Tires	823.00
CARGO BOX LIFT			
3003		Manual Lift	In Base Price
OPS/REAR SCREEN/BRAKE/TAILLIGHT			
4002		OPS, XUV 550 with Brake/Tailight	50.00
PROTECTION/UTILITY AND PROTECTION PACKAGES			
5100		Utility and Protection Package Package Consists of: Front Brushguard, OPS S4 Black Poly Roof, Cargo Box Rail , 5 Gallon Pail Holder, Rear Bumper, 2 In. Front Receiver Hitch.	1,267.00
STORAGE			
6010		Less Front Seat Storage	In Base Price
ATTACHMENTS FOR FIELD CONVERSION			
		Cabs/Roofs/Windshields:	
BM23373		OPS Full No-Scratch Windshield	531.79
BM23358		OPS Full Poly Windshield	362.73
BM23376		OPS Glass Windshield w/ Wiper	714.76
BM23375		OPS Half Poly Windshield	241.81
BM24114		OPS Poly Cab - S4 <i>Includes front and rear doors, and rear panel. OPS Poly Roof and Windshield sold separately.</i>	4,297.11
BM23398		OPS S4 Poly Roof - Black	494.34
LP10314		OPS Side Mirror - Left <i>Available through Order Zone</i>	In Catalog
LP10315		OPS Side Mirror - Right <i>Available through Order Zone</i>	In Catalog
LP37048		OPS Soft Roof (S4) - Black <i>Available through Order Zone</i>	In Catalog
BM24687		Replacement OPS Kit XUV 550 S4 <i>Includes Front and Rear OPS.</i>	765.06
		Cargo Box Options / Storage:	
BM23849		5 Gallon Pail Holder <i>Cargo box rails required</i>	38.51
BM23371		Box Mat	86.67
BM23307		Cargo Box Power Lift	770.40

JOHN DEERE COMMERCIAL PRODUCTS
MID-DUTY CROSSOVER UTILITY VEHICLES AND EQUIPMENT

XUV 550 S4 Green & Yellow Utility and Protection PR

Continued

CODE	ATTACHMENT IDENTIFIER	DESCRIPTION	SUGGESTED LIST PRICE USD (\$)
		ATTACHMENTS FOR FIELD CONVERSION Continued...	
	BM23384	Cargo Box Wall Extensions <i>Requires cargo box rails. Not compatible with poly cab.</i>	329.56
	BM24094	Cargo Rack Screen	65.27
	BM23360	Front Rack <i>Requires Front Brushguard for mounting.</i>	241.81
	BM24200	Glove Box Lock	12.84
	LP37044	OPS Overhead Organizer - Black <i>Available through Order Zone</i>	In Catalog
	LP25929	Rhino Grip XL - Double <i>Requires cargo box rails. Available through Order Zone.</i>	In Catalog
	LP25928	Rhino Grip XL - Single <i>Requires cargo box rails. Available through Order Zone.</i>	In Catalog
	BM23385	Tire Rack <i>Requires cargo box rails.</i>	231.76
	BM23874	Underseat Storage	109.14
	BM24096	Vise Mount	53.50
		Carts / Hitches:	
	LPPCT10LXATV	10AT Cart <i>Available through Order Zone</i>	In Catalog
	LPPCT17ATJD	17AT Cart <i>Available through Order Zone.</i>	In Catalog
	BM23363	2" Front Receiver Hitch and Recovery Loops	109.14
	LPUT21JD	21 Steel Utility Cart <i>Available through Order Zone</i>	In Catalog
	PM05101	Ball Mount - 1.875 in. (48mm)	See Parts
	PM05201	Ball Mount - 2 in. (51mm)	See Parts
	BM22290	Drawbar - 2 in. (51mm)	38.51
		Custom & High Performance:	
	BM23438	High Capacity Alternator	714.76
	BM24171	Over-Temperature Sensor Kit	53.50
	BM22703	Seat-Belt Comfort Strap (2) <i>Also compatible with Deluxe Cab.</i>	77.04
	BM24376	Speedometer Kit	109.14

JOHN DEERE COMMERCIAL PRODUCTS
MID-DUTY CROSSOVER UTILITY VEHICLES AND EQUIPMENT

XUV 550 S4 Green & Yellow Utility and Protection PR

Continued

CODE	ATTACHMENT IDENTIFIER	DESCRIPTION	SUGGESTED LIST PRICE USD (\$)
		ATTACHMENTS FOR FIELD CONVERSION Continued...	
	BM23379	Stereo and Speaker Kit <i>Includes mounting kit only; must choose one of the following three head units to have complete stereo: Radio, Heavy Duty AM / FM / WB / AUX (SWJHD1120) Radio, Heavy Duty AM / FM / WB / SAT / I-POD (SWJHD1620) Radio, AM / FM / WB / CD / AUX / SAT Ready (SWJHD3620) Must order head unit through Parts.</i>	660.19
	BM23369	Lights / Signals: Backup Alarm	101.66
	BM24013	Beacon Light <i>Requires OPS Light Kit Switch Bank. Also requires Brake and Tail Light Installation Kit, if 4002 / 4003 option code is not selected, for brake light mounting; OR OPS Poly Roof for roof mounting.</i>	219.36
	BM24233	Brake and Tail Light Installation Kit <i>Required to mount Brake and Tail Light Kit.</i>	33.17
	BM24100	Brake and Tail Light Kit <i>Requires Brake and Tail Light Installation Kit.</i>	53.50
	BM23367	Deluxe Light Kit <i>Includes flashers, turn signals (front & rear), brake & tail lights, and back-up lights. Requires OPS Poly Roof for installation.</i>	384.13
	BM23442	Hella HID Sport Driving Lights <i>Requires OPS Light Kit Switch Bank for OPS or poly roof mounting, or Front Brushguard for bumper mounting.</i>	935.19
	BM24108	Hella Performance Spot Lights <i>Requires OPS Light Kit Switch Bank for OPS or poly roof mounting, or Front Brushguard for bumper mounting.</i>	343.47
	BM23370	Horn Kit	97.37
	BM24090	Long Range Light Kit <i>Requires OPS Light Kit Switch Bank for OPS or Poly Roof mounting; or Front Brushguard for bumper mounting.</i>	191.53
	BM24016	Mid-Range Light Kit <i>Requires OPS Light Kit Switch Bank. Compatible with OPS Poly Roofs or on the OPS alone. Can be mounted on the front or rear of the OPS or poly roof. Can not be used for rear mounting on XUV550 S4.</i>	123.06
	BM24273	Mid-Range Light Kit (rear XUV550 S4 Only) <i>Requires OPS Light Kit Switch Bank. Compatible with OPS Poly Roofs, or on the OPS alone.</i>	123.06
	BM24089	OPS Light Kit Switch Bank <i>Accommodates up to three separate OPS Light Kits.</i>	67.41
	BM23309	Protection: CV Guards	142.31
	BM23884	Floor Mat - S4 <i>Front and rear mats.</i>	163.71
	BM23365	Front Brushguard	329.56

JOHN DEERE COMMERCIAL PRODUCTS
MID-DUTY CROSSOVER UTILITY VEHICLES AND EQUIPMENT

XUV 550 S4 Green & Yellow Utility and Protection PR

Continued

CODE	ATTACHMENT IDENTIFIER	DESCRIPTION	SUGGESTED LIST PRICE USD (\$)
		ATTACHMENTS FOR FIELD CONVERSION Continued...	
	BM23394	Front Fender Guards <i>Requires Front Brushguard</i>	175.49
	BM23362	Rear Bumper	186.19
	LP37038	Vehicle Cover (S4) - Black <i>Available through Order Zone</i>	In Catalog
	LP37039	Vehicle Cover (S4) - Camo <i>Available through Order Zone</i>	In Catalog
	LP37042	Vehicle Cover (S4) - Transportable (Black) <i>Available through Order Zone</i>	In Catalog
	LP37043	Vehicle Cover (S4) - Transportable (Camo) <i>Available through Order Zone</i>	In Catalog
		Sprayers / Pressure Washers:	
	LP39965	25 Gallon Bed Sprayer <i>Available through Order Zone</i>	In Catalog
	LP39964	45 Gallon Bed Sprayer <i>Available through Order Zone</i>	In Catalog
	LP39098	45 Gallon High Performance Bed Sprayer <i>Available through Order Zone</i>	In Catalog
	LP20485	45 Gallon Tow-Behind Sprayer <i>Available through Order Zone</i>	In Catalog
	LP22885	HP 150 in. Precision Boom <i>Compatible with HP sprayers. Available through Order Zone.</i>	In Catalog
	LP39963	HP 45 Gallon Sprayer - Tow Behind <i>Available through Order Zone</i>	In Catalog
	LP22884	HP Boomless Nozzles <i>Compatible with HP sprayers. Available through Order Zone.</i>	In Catalog
	LP22911	HP Standard Gator Boom <i>Compatible with HP sprayers. Available through Order Zone.</i>	In Catalog
		Winch:	
	BM24019	Warn Winch (3,000 lbs) - S4 <i>Requires 2 In. Front Receiver Hitch with Recovery Loops for mounting.</i>	880.61
	BM21392	Winch Accessories Kit	129.47

SERVICE CONTRACTS - RESIDENTIAL OWNERS/USE

Visit <http://www.JohnDeere.com/ServicePlans> for more information on John Deere Service Contracts. May not be Available in Parts of the U.S., Not Available in Canada. Price may vary due to driving distance and/or time from machine to dealership location.

JOHN DEERE COMMERCIAL PRODUCTS
MID-DUTY CROSSOVER UTILITY VEHICLES AND EQUIPMENT

XUV 550 S4 Green & Yellow Utility and Protection PR

Continued

CODE	ATTACHMENT IDENTIFIER	DESCRIPTION	SUGGESTED LIST PRICE USD (\$)
		SERVICE CONTRACTS - RESIDENTIAL OWNERS/USE	
		Continued...	
		John Deere Extended Service Plan - 2-Year Option	399.99
		<i>Available for T-Series, HPX and XUV utility vehicles only.)</i>	
		<i>2-year extended service plan. (1 year of extended service protection);</i>	
		<i>2-years of warranty transportation.</i>	
		John Deere Extended Service Plan - 3-Year Option	569.99
		<i>3-year extended service plan. (2 years of extended service protection);</i>	
		<i>3-years of warranty transportation.</i>	

JOHN DEERE COMMERCIAL PRODUCTS

MID-DUTY CROSSOVER UTILITY VEHICLES AND EQUIPMENT

XUV 550 S4 Camo PR Equipment for Base Machine

ENGINE:	(IRS) with 8 inches (203mm)	Towing Capacity:
16 Engine HP*(570cc),	of travel	1,100 Lb (499kg)
Dynamically tuned carburetor	Integrated 2 In. Rear Receiver	CARGO BOX:
Two-cylinder, Air-cooled	19.7 ft. Turning Radius -- TBD	32.3 In. Long x 47.6 In. Wide x
4-Cycle Gasoline	Ground Clearance: 9.3 In.	11.7 In. Deep
Full Pressure Lubrication	(236 mm)	(82 cm x 120.9 cm x 29.7 cm)
System	FRAME/STYLED PARTS:	8.9 cu. ft (.25 cu.m) Capacity
Replaceable Single Dry-Type	Full, robotically welded frame	400 Lbs (181 kg) Box Capacity
Element Air Cleaner with	design	Tilting Box , Open from both
Remote Intake	Side frame rails for rock	sides
4.9 Gallon (18.5L) Fuel	sliding	Hinged (Bottom) Tailgate,
Capacity	OCCUPANT PROTECTION SYSTEM(OPS):	Removeable
Solid-state Ignition (12V)	1.75 In. (44.4 mm) Steel Tubular	CONVERTIBLE CARGO RACK:
Spark-arresting Muffler	Overhead Structure	23.5 In. Long x 38.8 In. Wide x
ELECTRICAL:	Multiple Passenger Handholds	8.1 In. Deep
Electric Start	3-pt. Seat Belts	(59.7cm x 98.6 cm x 20.6 cm)
16 Amp Regulated, 3-Phase	SAE J2194 & OSHA ROPS Certified	4.3 cu. ft (0.12 cu.m) Capacity
Alternator	OPERATOR STATION:	200 Lbs (90.7 kg) Rack Capacity
340 CCA Battery	Bench Seats	
Two 55 Watt Halogen	Hip Restraint Bars for Driver	
Headlights	and Passenger	
TRANSAXLE/TRANSMISSION:		
Continuously Variable	Sealed Glove Box	
Transmission	Sealed Storage Compartment Under	
Full Clutch Enclosure	Hood	
Two-speed Transaxle	Fuel Gauge	
Operator Selectable 4WD	Instrument Cluster - Hour Meter,	
28 mph (45 kph) Maximum	and Seat Belt	
Forward Speed	12v DC Outlet	
Selectable Four-Wheel	FRONTAL PROTECTION:	
Drive System	Integrated Front Bumper	
Front and Rear Hydraulic Disk	Accepts optional front	
Brakes with stainless steel	receiver, winch and brush guard	
rotors		
Foot-operated Park brake	DIMENSIONS(WITH OPS):	
Large diameter half shafts with	144 In. Long x 56.5 In.	
TPE boots	Wide x 74 In. High	
STEERING/SUSPENSION:	PAYLOAD CAPACITY	
Rack and Pinion Steering	1200 Lb (544 kg) Total Payload	
Independent Front Suspension	Capacity which Includes:	
(IRS) with 9 inches (229 mm)	200 Lb (91 kg) Driver,	
of travel	600 Lb (273 kg) Passenger, and	
Independent Rear Suspension	400 Lb (181 kg) in Cargo Box	

CODE	ATTACHMENT IDENTIFIER	DESCRIPTION	SUGGESTED LIST PRICE USD (\$)
Select One Code From Each Required Category			
BASE MACHINE			
<i>F.O.B. Janesville, Wisconsin</i>			
515EM		XUV 550 S4 Camo PR <i>Base Machine Suggested List Price Does Not Include 500 USD Destination Charge.</i>	10,149.00
DESTINATION			
0202		US / CANADA	In Base Price
WHEELS WITH TIRES (FOUR)			
1004		Black Steel Wheels Ancia M-T Extreme Terrain Tire	In Base Price

JOHN DEERE COMMERCIAL PRODUCTS
MID-DUTY CROSSOVER UTILITY VEHICLES AND EQUIPMENT

XUV 550 S4 Camo PR

Continued

CODE	ATTACHMENT IDENTIFIER	DESCRIPTION	SUGGESTED LIST PRICE USD (\$)
CARGO BOX LIFT			
3003		Manual Lift	In Base Price
OPS/REAR SCREEN/BRAKE/TAILLIGHT			
4000		OPS	In Base Price
PROTECTION/UTILITY AND PROTECTION PACKAGES			
5110		Less Utility and Protection Package	In Base Price
STORAGE			
6010		Less Front Seat Storage	In Base Price
ATTACHMENTS FOR FIELD CONVERSION			
Cabs/Roofs/Windshields:			
BM23373		OPS Full No-Scratch Windshield	531.79
BM23358		OPS Full Poly Windshield	362.73
BM23376		OPS Glass Windshield w/ Wiper	714.76
BM23375		OPS Half Poly Windshield	241.81
BM24114		OPS Poly Cab - S4 <i>Includes front and rear doors, and rear panel. OPS Poly Roof and Windshield sold separately.</i>	4,297.11
BM23398		OPS S4 Poly Roof - Black	494.34
LP10314		OPS Side Mirror - Left <i>Available through Order Zone</i>	In Catalog
LP10315		OPS Side Mirror - Right <i>Available through Order Zone</i>	In Catalog
LP37048		OPS Soft Roof (S4) - Black <i>Available through Order Zone</i>	In Catalog
LP37049		OPS Soft Roof (S4) - Camo <i>Available through Order Zone</i>	In Catalog
BM24687		Replacement OPS Kit XUV 550 S4 <i>Includes Front and Rear OPS.</i>	765.06
Cargo Box Options / Storage:			
BM23849		5 Gallon Pail Holder <i>Cargo box rails required</i>	38.51
BM23371		Box Mat	86.67
BM23307		Cargo Box Power Lift	770.40
BM23526		Cargo Box Rails	109.14

JOHN DEERE COMMERCIAL PRODUCTS
MID-DUTY CROSSOVER UTILITY VEHICLES AND EQUIPMENT

XUV 550 S4 Camo PR

Continued

CODE	ATTACHMENT IDENTIFIER	DESCRIPTION	SUGGESTED LIST PRICE USD (\$)
		ATTACHMENTS FOR FIELD CONVERSION Continued...	
	BM23384	Cargo Box Wall Extensions <i>Requires cargo box rails. Not compatible with poly cab.</i>	329.56
	BM24094	Cargo Rack Screen	65.27
	BM23360	Front Rack <i>Requires Front Brushguard for mounting.</i>	241.81
	BM24200	Glove Box Lock	12.84
	LP37044	OPS Overhead Organizer - Black <i>Available through Order Zone</i>	In Catalog
	LP37045	OPS Overhead Organizer - Camo <i>Available through Order Zone</i>	In Catalog
	LP25929	Rhino Grip XL - Double <i>Requires cargo box rails. Available through Order Zone.</i>	In Catalog
	LP25928	Rhino Grip XL - Single <i>Requires cargo box rails. Available through Order Zone.</i>	In Catalog
	BM23385	Tire Rack <i>Requires cargo box rails.</i>	231.76
	BM23874	Underseat Storage	109.14
	BM24096	Vise Mount	53.50
		Carts / Hitches:	
	LPPCT10LXATV	10AT Cart <i>Available through Order Zone</i>	In Catalog
	LPPCT17ATJD	17AT Cart <i>Available through Order Zone.</i>	In Catalog
	BM23363	2" Front Receiver Hitch and Recovery Loops	109.14
	LPUT21JD	21 Steel Utility Cart <i>Available through Order Zone</i>	In Catalog
	PM05101	Ball Mount - 1.875 in. (48mm)	See Parts
	PM05201	Ball Mount - 2 in. (51mm)	See Parts
	BM22290	Drawbar - 2 in. (51mm)	38.51
		Custom & High Performance:	
	BM23438	High Capacity Alternator	714.76
	BM24171	Over-Temperature Sensor Kit	53.50
	BM22703	Seat-Belt Comfort Strap (2) <i>Also compatible with Deluxe Cab.</i>	77.04

JOHN DEERE COMMERCIAL PRODUCTS
MID-DUTY CROSSOVER UTILITY VEHICLES AND EQUIPMENT

XUV 550 S4 Camo PR

Continued

CODE	ATTACHMENT IDENTIFIER	DESCRIPTION	SUGGESTED LIST PRICE USD (\$)
		ATTACHMENTS FOR FIELD CONVERSION Continued...	
	BM24376	Speedometer Kit	109.14
	BM23379	Stereo and Speaker Kit <i>Includes mounting kit only; must choose one of the following three head units to have complete stereo:</i> <i>Radio, Heavy Duty AM / FM / WB / AUX (SWJHD1120)</i> <i>Radio, Heavy Duty AM / FM / WB / SAT / I-POD (SWJHD1620)</i> <i>Radio, AM / FM / WB / CD / AUX / SAT Ready (SWJHD3620)</i> <i>Must order head unit through Parts.</i>	660.19
	BM23369	Lights / Signals: Backup Alarm	101.66
	BM24013	Beacon Light <i>Requires OPS Light Kit Switch Bank. Also requires Brake and Tail Light Installation Kit, if 4002 / 4003 option code is not selected, for brake light mounting; OR OPS Poly Roof for roof mounting.</i>	219.36
	BM24233	Brake and Tail Light Installation Kit <i>Required to mount Brake and Tail Light Kit.</i>	33.17
	BM24100	Brake and Tail Light Kit <i>Requires Brake and Tail Light Installation Kit.</i>	53.50
	BM23367	Deluxe Light Kit <i>Includes flashers, turn signals (front & rear), brake & tail lights, and back-up lights. Requires OPS Poly Roof for installation.</i>	384.13
	BM23442	Hella HID Sport Driving Lights <i>Requires OPS Light Kit Switch Bank for OPS or poly roof mounting, or Front Brushguard for bumper mounting.</i>	935.19
	BM24108	Hella Performance Spot Lights <i>Requires OPS Light Kit Switch Bank for OPS or poly roof mounting, or Front Brushguard for bumper mounting.</i>	343.47
	BM23370	Horn Kit	97.37
	BM24090	Long Range Light Kit <i>Requires OPS Light Kit Switch Bank for OPS or Poly Roof mounting; or Front Brushguard for bumper mounting.</i>	191.53
	BM24016	Mid-Range Light Kit <i>Requires OPS Light Kit Switch Bank. Compatible with OPS Poly Roofs or on the OPS alone. Can be mounted on the front or rear of the OPS or poly roof. Can not be used for rear mounting on XUV550 S4.</i>	123.06
	BM24273	Mid-Range Light Kit (rear XUV550 S4 Only) <i>Requires OPS Light Kit Switch Bank. Compatible with OPS Poly Roofs, or on the OPS alone.</i>	123.06
	BM24089	OPS Light Kit Switch Bank <i>Accommodates up to three separate OPS Light Kits.</i>	67.41
	BM23309	Protection: CV Guards	142.31
	BM23884	Floor Mat - S4 <i>Front and rear mats.</i>	163.71

JOHN DEERE COMMERCIAL PRODUCTS
MID-DUTY CROSSOVER UTILITY VEHICLES AND EQUIPMENT

XUV 550 S4 Camo PR

Continued

CODE	ATTACHMENT IDENTIFIER	DESCRIPTION	SUGGESTED LIST PRICE USD (\$)
		ATTACHMENTS FOR FIELD CONVERSION Continued...	
	BM23365	Front Brushguard	329.56
	BM23394	Front Fender Guards <i>Requires Front Brushguard</i>	175.49
	BM23362	Rear Bumper	186.19
	LP37038	Vehicle Cover (S4) - Black <i>Available through Order Zone</i>	In Catalog
	LP37039	Vehicle Cover (S4) - Camo <i>Available through Order Zone</i>	In Catalog
	LP37042	Vehicle Cover (S4) - Transportable (Black) <i>Available through Order Zone</i>	In Catalog
	LP37043	Vehicle Cover (S4) - Transportable (Camo) <i>Available through Order Zone</i>	In Catalog
		Sprayers / Pressure Washers:	
	LP39965	25 Gallon Bed Sprayer <i>Available through Order Zone</i>	In Catalog
	LP39964	45 Gallon Bed Sprayer <i>Available through Order Zone</i>	In Catalog
	LP39098	45 Gallon High Performance Bed Sprayer <i>Available through Order Zone</i>	In Catalog
	LP20485	45 Gallon Tow-Behind Sprayer <i>Available through Order Zone</i>	In Catalog
	LP22885	HP 150 in. Precision Boom <i>Compatible with HP sprayers. Available through Order Zone.</i>	In Catalog
	LP39963	HP 45 Gallon Sprayer - Tow Behind <i>Available through Order Zone</i>	In Catalog
	LP22884	HP Boomless Nozzles <i>Compatible with HP sprayers. Available through Order Zone.</i>	In Catalog
	LP22911	HP Standard Gator Boom <i>Compatible with HP sprayers. Available through Order Zone.</i>	In Catalog
		Winch:	
	BM24019	Warn Winch (3,000 lbs) - S4 <i>Requires 2 In. Front Receiver Hitch with Recovery Loops for mounting.</i>	880.61
	BM21392	Winch Accessories Kit	129.47

SERVICE CONTRACTS - RESIDENTIAL OWNERS/USE

Visit <http://www.JohnDeere.com/ServicePlans> for more information on John Deere Service Contracts. May not be Available in Parts of the U.S., Not Available in Canada. Price may vary due to driving distance and/or time

JOHN DEERE COMMERCIAL PRODUCTS
MID-DUTY CROSSOVER UTILITY VEHICLES AND EQUIPMENT

XUV 550 S4 Camo PR

Continued

CODE	ATTACHMENT IDENTIFIER	DESCRIPTION	SUGGESTED LIST PRICE USD (\$)
		SERVICE CONTRACTS - RESIDENTIAL OWNERS/USE	
		Continued...	
		<i>from machine to dealership location.</i>	
		John Deere Extended Service Plan - 2-Year Option <i>Available for T-Series, HPX and XUV utility vehicles only.)</i> <i>2-year extended service plan. (1 year of extended service protection);</i> <i>2-years of warranty transportation.</i>	399.99
		John Deere Extended Service Plan - 3-Year Option <i>3-year extended service plan. (2 years of extended service protection);</i> <i>3-years of warranty transportation.</i>	569.99

JOHN DEERE COMMERCIAL PRODUCTS

MID-DUTY CROSSOVER UTILITY VEHICLES AND EQUIPMENT

XUV 550 S4 Camo Utility and Protection PR Equipment for Base Machine

ENGINE:	(IRS) with 8 inches (203mm)	Towing Capacity:
16 Engine HP*(570cc),	of travel	1,100 Lb (499kg)
Dynamically tuned carburetor	Integrated 2 In. Rear Receiver	CARGO BOX:
Two-cylinder, Air-cooled	19.7 ft. Turning Radius -- TBD	32.3 In. Long x 47.6 In. Wide x
4-Cycle Gasoline	Ground Clearance: 9.3 In.	11.7 In. Deep
Full Pressure Lubrication	(236 mm)	(82 cm x 120.9 cm x 29.7 cm)
System	FRAME/STYLED PARTS:	8.9 cu. ft (.25 cu.m) Capacity
Replaceable Single Dry-Type	Full, robotically welded frame	400 Lbs (181 kg) Box Capacity
Element Air Cleaner with	design	Tilting Box , Open from both
Remote Intake	Side frame rails for rock	sides
4.9 Gallon (18.5L) Fuel	sliding	Hinged (Bottom) Tailgate,
Capacity	OCCUPANT PROTECTION SYSTEM(OPS):	Removeable
Solid-state Ignition (12V)	1.75 In. (44.4 mm) Steel Tubular	CONVERTIBLE CARGO RACK:
Spark-arresting Muffler	Overhead Structure	23.5 In. Long x 38.8 In. Wide x
ELECTRICAL:	Multiple Passenger Handholds	8.1 In. Deep
Electric Start	3-pt. Seat Belts	(59.7cm x 98.6 cm x 20.6 cm)
16 Amp Regulated, 3-Phase	SAE J2194 & OSHA ROPS Certified	4.3 cu. ft (0.12 cu.m) Capacity
Alternator	OPERATOR STATION:	200 Lbs (90.7 kg) Rack Capacity
340 CCA Battery	Bench Seats	
Two 55 Watt Halogen	Hip Restraint Bars for Driver	
Headlights	and Passenger	
TRANSAXLE/TRANSMISSION:		
Continuously Variable	Sealed Glove Box	
Transmission	Sealed Storage Compartment Under	
Full Clutch Enclosure	Hood	
Two-speed Transaxle	Fuel Gauge	
Operator Selectable 4WD	Instrument Cluster - Hour Meter,	
28 mph (45 kph) Maximum	and Seat Belt	
Forward Speed	12v DC Outlet	
Selectable Four-Wheel	FRONTAL PROTECTION:	
Drive System	Integrated Front Bumper	
Front and Rear Hydraulic Disk	Accepts optional front	
Brakes with stainless steel	receiver, winch and brush guard	
rotors		
Foot-operated Park brake	DIMENSIONS(WITH OPS):	
Large diameter half shafts with	144 In. Long x 56.5 In.	
TPE boots	Wide x 74 In. High	
STEERING/SUSPENSION:	PAYLOAD CAPACITY	
Rack and Pinion Steering	1200 Lb (544 kg) Total Payload	
Independent Front Suspension	Capacity which Includes:	
(IRS) with 9 inches (229 mm)	200 Lb (91 kg) Driver,	
of travel	600 Lb (273 kg) Passenger, and	
Independent Rear Suspension	400 Lb (181 kg) in Cargo Box	

CODE	ATTACHMENT IDENTIFIER	DESCRIPTION	SUGGESTED LIST PRICE USD (\$)
Select One Code From Each Required Category			
BASE MACHINE			
<i>F.O.B. Janesville, Wisconsin</i>			
515CM		XUV 550 S4 Camo Utility and Protection PR <i>Base Machine Suggested List Price Does Not Include 500 USD Destination Charge.</i>	10,149.00
DESTINATION			
0202		US / CANADA	In Base Price
WHEELS WITH TIRES (FOUR)			
1005		Black Alloy Wheels Maxxis Bighorn Radical	823.00

JOHN DEERE COMMERCIAL PRODUCTS
MID-DUTY CROSSOVER UTILITY VEHICLES AND EQUIPMENT

XUV 550 S4 Camo Utility and Protection PR

Continued

CODE	ATTACHMENT IDENTIFIER	DESCRIPTION	SUGGESTED LIST PRICE USD (\$)
CARGO BOX LIFT			
3003		Manual Lift	In Base Price
OPS/REAR SCREEN/BRAKE/TAILLIGHT			
4002		OPS, XUV 550 with Brake/Taillight	50.00
PROTECTION/UTILITY AND PROTECTION PACKAGES			
5100		Utility and Protection Package Package Consists of: Front Brushguard, OPS S4 Black Poly Roof, Cargo Box Rail , 5 Gallon Pail Holder, Rear Bumper, 2 In. Front Receiver Hitch.	1,267.00
STORAGE			
6010		Less Front Seat Storage	In Base Price
ATTACHMENTS FOR FIELD CONVERSION			
Cabs/Roofs/Windshields:			
BM23373		OPS Full No-Scratch Windshield	531.79
BM23358		OPS Full Poly Windshield	362.73
BM23376		OPS Glass Windshield w/ Wiper	714.76
BM23375		OPS Half Poly Windshield	241.81
BM24114		OPS Poly Cab - S4 <i>Includes front and rear doors, and rear panel. OPS Poly Roof and Windshield sold separately.</i>	4,297.11
BM23398		OPS S4 Poly Roof - Black	494.34
LP10314		OPS Side Mirror - Left <i>Available through Order Zone</i>	In Catalog
LP10315		OPS Side Mirror - Right <i>Available through Order Zone</i>	In Catalog
LP37048		OPS Soft Roof (S4) - Black <i>Available through Order Zone</i>	In Catalog
LP37049		OPS Soft Roof (S4) - Camo <i>Available through Order Zone</i>	In Catalog
BM24687		Replacement OPS Kit XUV 550 S4 <i>Includes Front and Rear OPS.</i>	765.06
Cargo Box Options / Storage:			
BM23849		5 Gallon Pail Holder <i>Cargo box rails required</i>	38.51
BM23371		Box Mat	86.67
BM23307		Cargo Box Power Lift	770.40

JOHN DEERE COMMERCIAL PRODUCTS
MID-DUTY CROSSOVER UTILITY VEHICLES AND EQUIPMENT

XUV 550 S4 Camo Utility and Protection PR

Continued

CODE	ATTACHMENT IDENTIFIER	DESCRIPTION	SUGGESTED LIST PRICE USD (\$)
		ATTACHMENTS FOR FIELD CONVERSION Continued...	
	BM23384	Cargo Box Wall Extensions <i>Requires cargo box rails. Not compatible with poly cab.</i>	329.56
	BM24094	Cargo Rack Screen	65.27
	BM23360	Front Rack <i>Requires Front Brushguard for mounting.</i>	241.81
	BM24200	Glove Box Lock	12.84
	LP37044	OPS Overhead Organizer - Black <i>Available through Order Zone</i>	In Catalog
	LP37045	OPS Overhead Organizer - Camo <i>Available through Order Zone</i>	In Catalog
	LP25929	Rhino Grip XL - Double <i>Requires cargo box rails. Available through Order Zone.</i>	In Catalog
	LP25928	Rhino Grip XL - Single <i>Requires cargo box rails. Available through Order Zone.</i>	In Catalog
	BM23385	Tire Rack <i>Requires cargo box rails.</i>	231.76
	BM23874	Underseat Storage	109.14
	BM24096	Vise Mount	53.50
		Carts / Hitches:	
	LPPCT10LXATV	10AT Cart <i>Available through Order Zone</i>	In Catalog
	LPPCT17ATJD	17AT Cart <i>Available through Order Zone.</i>	In Catalog
	BM23363	2" Front Receiver Hitch and Recovery Loops	109.14
	LPUT21JD	21 Steel Utility Cart <i>Available through Order Zone</i>	In Catalog
	PM05101	Ball Mount - 1.875 in. (48mm)	See Parts
	PM05201	Ball Mount - 2 in. (51mm)	See Parts
	BM22290	Drawbar - 2 in. (51mm)	38.51
		Custom & High Performance:	
	BM23438	High Capacity Alternator	714.76
	BM24171	Over-Temperature Sensor Kit	53.50
	BM22703	Seat-Belt Comfort Strap (2) <i>Also compatible with Deluxe Cab.</i>	77.04

JOHN DEERE COMMERCIAL PRODUCTS
MID-DUTY CROSSOVER UTILITY VEHICLES AND EQUIPMENT

XUV 550 S4 Camo Utility and Protection PR

Continued

CODE	ATTACHMENT IDENTIFIER	DESCRIPTION	SUGGESTED LIST PRICE USD (\$)
		ATTACHMENTS FOR FIELD CONVERSION Continued...	
	BM24376	Speedometer Kit	109.14
	BM23379	Stereo and Speaker Kit <i>Includes mounting kit only; must choose one of the following three head units to have complete stereo:</i> <i>Radio, Heavy Duty AM / FM / WB / AUX (SWJHD1120)</i> <i>Radio, Heavy Duty AM / FM / WB / SAT / I-POD (SWJHD1620)</i> <i>Radio, AM / FM / WB / CD / AUX / SAT Ready (SWJHD3620)</i> <i>Must order head unit through Parts.</i>	660.19
	BM23369	Lights / Signals: Backup Alarm	101.66
	BM24013	Beacon Light <i>Requires OPS Light Kit Switch Bank. Also requires Brake and Tail Light Installation Kit, if 4002 / 4003 option code is not selected, for brake light mounting; OR OPS Poly Roof for roof mounting.</i>	219.36
	BM24233	Brake and Tail Light Installation Kit <i>Required to mount Brake and Tail Light Kit.</i>	33.17
	BM24100	Brake and Tail Light Kit <i>Requires Brake and Tail Light Installation Kit.</i>	53.50
	BM23367	Deluxe Light Kit <i>Includes flashers, turn signals (front & rear), brake & tail lights, and back-up lights. Requires OPS Poly Roof for installation.</i>	384.13
	BM23442	Hella HID Sport Driving Lights <i>Requires OPS Light Kit Switch Bank for OPS or poly roof mounting, or Front Brushguard for bumper mounting.</i>	935.19
	BM24108	Hella Performance Spot Lights <i>Requires OPS Light Kit Switch Bank for OPS or poly roof mounting, or Front Brushguard for bumper mounting.</i>	343.47
	BM23370	Horn Kit	97.37
	BM24090	Long Range Light Kit <i>Requires OPS Light Kit Switch Bank for OPS or Poly Roof mounting; or Front Brushguard for bumper mounting.</i>	191.53
	BM24016	Mid-Range Light Kit <i>Requires OPS Light Kit Switch Bank. Compatible with OPS Poly Roofs or on the OPS alone. Can be mounted on the front or rear of the OPS or poly roof. Can not be used for rear mounting on XUV550 S4.</i>	123.06
	BM24273	Mid-Range Light Kit (rear XUV550 S4 Only) <i>Requires OPS Light Kit Switch Bank. Compatible with OPS Poly Roofs, or on the OPS alone.</i>	123.06
	BM24089	OPS Light Kit Switch Bank <i>Accommodates up to three separate OPS Light Kits.</i>	67.41
	BM23309	Protection: CV Guards	142.31
	BM23884	Floor Mat - S4 <i>Front and rear mats.</i>	163.71

JOHN DEERE COMMERCIAL PRODUCTS
MID-DUTY CROSSOVER UTILITY VEHICLES AND EQUIPMENT

XUV 550 S4 Camo Utility and Protection PR

Continued

CODE	ATTACHMENT IDENTIFIER	DESCRIPTION	SUGGESTED LIST PRICE USD (\$)
		ATTACHMENTS FOR FIELD CONVERSION Continued...	
	BM23365	Front Brushguard	329.56
	BM23394	Front Fender Guards <i>Requires Front Brushguard</i>	175.49
	BM23362	Rear Bumper	186.19
	LP37038	Vehicle Cover (S4) - Black <i>Available through Order Zone</i>	In Catalog
	LP37039	Vehicle Cover (S4) - Camo <i>Available through Order Zone</i>	In Catalog
	LP37042	Vehicle Cover (S4) - Transportable (Black) <i>Available through Order Zone</i>	In Catalog
	LP37043	Vehicle Cover (S4) - Transportable (Camo) <i>Available through Order Zone</i>	In Catalog
		Sprayers / Pressure Washers:	
	LP39965	25 Gallon Bed Sprayer <i>Available through Order Zone</i>	In Catalog
	LP39964	45 Gallon Bed Sprayer <i>Available through Order Zone</i>	In Catalog
	LP39098	45 Gallon High Performance Bed Sprayer <i>Available through Order Zone</i>	In Catalog
	LP20485	45 Gallon Tow-Behind Sprayer <i>Available through Order Zone</i>	In Catalog
	LP22885	HP 150 in. Precision Boom <i>Compatible with HP sprayers. Available through Order Zone.</i>	In Catalog
	LP39963	HP 45 Gallon Sprayer - Tow Behind <i>Available through Order Zone</i>	In Catalog
	LP22884	HP Boomless Nozzles <i>Compatible with HP sprayers. Available through Order Zone.</i>	In Catalog
	LP22911	HP Standard Gator Boom <i>Compatible with HP sprayers. Available through Order Zone.</i>	In Catalog
		Winch:	
	BM24019	Warn Winch (3,000 lbs) - S4 <i>Requires 2 In. Front Receiver Hitch with Recovery Loops for mounting.</i>	880.61
	BM21392	Winch Accessories Kit	129.47

SERVICE CONTRACTS - RESIDENTIAL OWNERS/USE

Visit <http://www.JohnDeere.com/ServicePlans> for more information on John Deere Service Contracts. May not be Available in Parts of the U.S., Not Available in Canada. Price may vary due to driving distance and/or time

JOHN DEERE COMMERCIAL PRODUCTS
MID-DUTY CROSSOVER UTILITY VEHICLES AND EQUIPMENT

XUV 550 S4 Camo Utility and Protection PR

Continued

CODE	ATTACHMENT IDENTIFIER	DESCRIPTION	SUGGESTED LIST PRICE USD (\$)
		SERVICE CONTRACTS - RESIDENTIAL OWNERS/USE	
		Continued...	
		<i>from machine to dealership location.</i>	
		John Deere Extended Service Plan - 2-Year Option <i>Available for T-Series, HPX and XUV utility vehicles only.)</i> <i>2-year extended service plan. (1 year of extended service protection);</i> <i>2-years of warranty transportation.</i>	399.99
		John Deere Extended Service Plan - 3-Year Option <i>3-year extended service plan. (2 years of extended service protection);</i> <i>3-years of warranty transportation.</i>	569.99

JOHN DEERE COMMERCIAL PRODUCTS

MID-DUTY CROSSOVER UTILITY VEHICLES AND EQUIPMENT

XUV 550 Green & Yellow Equipment for Base Machine

ENGINE: 16 Engine HP*(570cc), Dynamically tuned carburetor Two-cylinder, Air-cooled 4-Cycle Gasoline Full Pressure Lubrication System Replaceable Single Dry-Type Element Air Cleaner with Remote Intake 4.9 Gallon (18.5L) Fuel Capacity Solid-state Ignition (12V) Spark-arresting Muffler ELECTRICAL: Electric Start 16 Amp Regulated, 3-Phase Alternator 340 CCA Battery Two 55 Watt Halogen Headlights TRANSAXLE/TRANSMISSION: Continuously Variable Transmission Full Clutch Enclosure Two-speed Transaxle Operator Selectable 4WD 28 mph (45 kph) Maximum Forward Speed Selectable Four-Wheel Drive System Front and Rear Hydraulic Disk Brakes with stainless steel rotors Foot-operated Park brake Large diameter half shafts with TPE boots STEERING/SUSPENSION: Rack and Pinion Steering Independent Front Suspension (IRS) with 9 inches (229 mm)	of travel Independent Rear Suspension (IRS) with 8 inches (203mm) of travel Integrated 2 In. Rear Receiver 12.3 ft. Turning Radius Ground Clearance: 10.5 In. (267 mm) FRAME/STYLED PARTS: Full, robotically welded frame design Side frame rails for rock sliding OCCUPANT PROTECTION SYSTEM(OPS): 1.75 In. (44.4 mm) Steel Tubular Overhead Structure Multiple Passenger Handholds 3-pt. Seat Belts SAE J2194 & OSHA ROPS Certified OPERATOR STATION: Bench Seats Hip Restraint Bars for Driver and Passenger Sealed Glove Box Sealed Storage Compartment Under Hood Two cup holders in dash Fuel Gauge Instrument Cluster - Hour Meter, and Seat Belt 12v DC Outlet FRONTAL PROTECTION: Integrated Front Bumper Accepts optional front receiver, winch and brush guard DIMENSIONS (WITH OPS): 113 In. Long x 56.5 In. Wide x 73.5 In. High PAYLOAD CAPACITY	800 Lb (363 kg) Total Payload Capacity which Includes: 200 Lb (91 kg) Driver, 200 Lb (91 kg) Passenger, and 400 Lb (181 kg) in Cargo Box Towing Capacity: 1,100 Lb (499kg) CARGO BOX: 32.3 In. Long x 47.6 In. Wide x 11.7 In. Deep (82 cm x 120.9 cm x 29.7 cm) 8.9 cu. ft (.25 cu.m) Capacity 400 Lbs (181 kg) Box Capacity Tilting Box , Open from both sides Hinged (Bottom) Tailgate, Removeable TIRES: Front: 25x8-12 Ancla XT (Extreme Terrain Tires) Rear: 25x10-12 Ancla XT (Extreme Terrain Tires) SAFETY VIDEO TAPE: Safety and Operational DVD Operators Manual *Engine HP is Provided by the Engine Manufacturer to be Used for Comparison Purposes Only, Actual Operating HP will be Less.
---	--	--

CODE	ATTACHMENT IDENTIFIER	DESCRIPTION	SUGGESTED LIST PRICE USD (\$)
Select One Code From Each Required Category			
BASE MACHINE			
<i>F.O.B. Janesville, Wisconsin</i>			
5160M		XUV 550 Green & Yellow <i>Base Machine Suggested List Price Does Not Include 400 USD Destination Charge.</i>	8,199.00
DESTINATION			
0202		US / CANADA	In Base Price
0230		Australia/New Zealand	Same Price
0179		EUROPE	46.00
0195		MEXICO	Same Price

JOHN DEERE COMMERCIAL PRODUCTS
MID-DUTY CROSSOVER UTILITY VEHICLES AND EQUIPMENT

XUV 550 Green & Yellow

Continued

CODE	ATTACHMENT IDENTIFIER	DESCRIPTION	SUGGESTED LIST PRICE USD (\$)
DESTINATION Continued...			
0250		ALL OTHER COUNTRIES	Same Price
WHEELS WITH TIRES (FOUR)			
1000		Yellow Steel Wheels Terra Hawk All Terrain Tires	Same Price
1001		Yellow Steel Wheels Ancla M-T Extreme Terrain Tire	In Base Price
1002		Yellow Alloy Wheels Maxxis Bighorn Radial Tires	823.00
1003		Yellow Steel Wheels Directional Turf Tires	Same Price
DRIVER SEAT			
2000		18 In. Standard XUV HB Seat -Yellow	Same Price
2001		Bench Seat - Yellow	In Base Price
2002		21 In. Deluxe XUV HB Seat - Yellow	70.00
CARGO BOX LIFT			
3003		Manual Lift	In Base Price
3004		Cargo Box Power Lift	720.00
OPS/REAR SCREEN/BRAKE/TAILLIGHT			
4000		OPS	In Base Price
4001		OPS w/Rear Screen	205.00
4002		OPS, XUV 550 with Brake/Taillight	50.00
4003		OPS, with Brake/Taillight/Rear Screen	255.00
PROTECTION/UTILITY AND PROTECTION PACKAGES			
5000		Protection Package Package Consists of: Front Brushguard, OPS Black Poly Roof, Cargo Box Rail	768.00
5101		Rear Bumper	174.00
5100		Utility and Protection Package Package Consists of: Front Brushguard, OPS Black Poly Roof, Cargo Box Rail, Rear Bumper, 2 In. Front Receiver Hitch.	1,064.00
5110		Less Utility and Protection Package	In Base Price
ATTACHMENTS FOR FIELD CONVERSION			
		Cabs/Roofs/Windshields:	
BM23373		OPS Full No-Scratch Windshield	531.79
BM23358		OPS Full Poly Windshield	362.73

JOHN DEERE COMMERCIAL PRODUCTS
MID-DUTY CROSSOVER UTILITY VEHICLES AND EQUIPMENT

XUV 550 Green & Yellow

Continued

CODE	ATTACHMENT IDENTIFIER	DESCRIPTION	SUGGESTED LIST PRICE USD (\$)
		ATTACHMENTS FOR FIELD CONVERSION Continued...	
	BM23376	OPS Glass Windshield w/ Wiper	714.76
	BM23375	OPS Half Poly Windshield	241.81
	BM23378	OPS Poly Cab <i>Includes doors and rear panel. OPS Poly Roof and Windshield sold separately.</i>	2,533.76
	BM23864	OPS Poly Rear Window <i>Not compatible with OPS Poly Cab.</i>	273.91
	BM23397	OPS Poly Roof - Black	329.56
	BM23396	OPS Rear Screen <i>Includes headrests</i>	219.36
	LP10314	OPS Side Mirror - Left <i>Available through Order Zone</i>	In Catalog
	LP10315	OPS Side Mirror - Right <i>Available through Order Zone</i>	In Catalog
	LP37046	OPS Soft Roof - Black <i>Available through Order Zone</i>	In Catalog
	BM24382	Replacement Ops Kit XUV 550	384.13
	BM23849	Cargo Box Options / Storage: 5 Gallon Pail Holder <i>Cargo box rails required</i>	38.51
	BM23371	Box Mat	86.67
	BM23307	Cargo Box Power Lift	770.40
	BM23526	Cargo Box Rails	109.14
	BM23384	Cargo Box Wall Extensions <i>Requires cargo box rails. Not compatible with poly cab.</i>	329.56
	BM23360	Front Rack <i>Requires Front Brushguard for mounting.</i>	241.81
	BM24200	Glove Box Lock	12.84
	LP37044	OPS Overhead Organizer - Black <i>Available through Order Zone</i>	In Catalog
	LP25929	Rhino Grip XL - Double <i>Requires cargo box rails. Available through Order Zone.</i>	In Catalog
	LP25928	Rhino Grip XL - Single <i>Requires cargo box rails. Available through Order Zone.</i>	In Catalog
	BM23385	Tire Rack <i>Requires cargo box rails.</i>	231.76

JOHN DEERE COMMERCIAL PRODUCTS
MID-DUTY CROSSOVER UTILITY VEHICLES AND EQUIPMENT

XUV 550 Green & Yellow

Continued

CODE	ATTACHMENT IDENTIFIER	DESCRIPTION	SUGGESTED LIST PRICE USD (\$)
ATTACHMENTS FOR FIELD CONVERSION Continued...			
		Carts / Hitches:	
	LPPCT10LXATV	10AT Cart <i>Available through Order Zone</i>	In Catalog
	LPPCT17ATJD	17AT Cart <i>Available through Order Zone.</i>	In Catalog
	BM23363	2" Front Receiver Hitch and Recovery Loops	109.14
	LPUT21JD	21 Steel Utility Cart <i>Available through Order Zone</i>	In Catalog
	PM05101	Ball Mount - 1.875 in. (48mm)	See Parts
	PM05201	Ball Mount - 2 in. (51mm)	See Parts
	BM22290	Drawbar - 2 in. (51mm)	38.51
		Custom & High Performance:	
	BM23438	High Capacity Alternator	714.76
	BM24171	Over-Temperature Sensor Kit	53.50
	BM22703	Seat-Belt Comfort Strap (2) <i>Also compatible with Deluxe Cab.</i>	77.04
	BM24376	Speedometer Kit	109.14
	BM23379	Stereo and Speaker Kit <i>Includes mounting kit only; must choose one of the following three head units to have complete stereo:</i> <i>Radio, Heavy Duty AM / FM / WB / AUX (SWJHD1120)</i> <i>Radio, Heavy Duty AM / FM / WB / SAT / I-POD (SWJHD1620)</i> <i>Radio, AM / FM / WB / CD / AUX / SAT Ready (SWJHD3620)</i> <i>Must order head unit through Parts.</i>	660.19
		Lights / Signals:	
	BM23369	Backup Alarm	101.66
	BM24013	Beacon Light <i>Requires OPS Light Kit Switch Bank. Also requires Brake and Tail Light Installation Kit, if 4002 / 4003 option code is not selected, for brake light mounting; OR OPS Poly Roof for roof mounting.</i>	219.36
	BM24233	Brake and Tail Light Installation Kit <i>Required to mount Brake and Tail Light Kit.</i>	33.17
	BM24100	Brake and Tail Light Kit <i>Requires Brake and Tail Light Installation Kit.</i>	53.50
	BM23367	Deluxe Light Kit <i>Includes flashers, turn signals (front & rear), brake & tail lights, and back-up lights. Requires OPS Poly Roof for installation.</i>	384.13
	BM23442	Hella HID Sport Driving Lights <i>Requires OPS Light Kit Switch Bank for OPS or poly roof mounting, or Front Brushguard for bumper mounting.</i>	935.19

JOHN DEERE COMMERCIAL PRODUCTS
MID-DUTY CROSSOVER UTILITY VEHICLES AND EQUIPMENT

XUV 550 Green & Yellow

Continued

CODE	ATTACHMENT IDENTIFIER	DESCRIPTION	SUGGESTED LIST PRICE USD (\$)
		ATTACHMENTS FOR FIELD CONVERSION Continued...	
	BM24108	Hella Performance Spot Lights <i>Requires OPS Light Kit Switch Bank for OPS or poly roof mounting, or Front Brushguard for bumper mounting.</i>	343.47
	BM23370	Horn Kit	97.37
	BM24090	Long Range Light Kit <i>Requires OPS Light Kit Switch Bank for OPS or Poly Roof mounting; or Front Brushguard for bumper mounting.</i>	191.53
	BM24016	Mid-Range Light Kit <i>Requires OPS Light Kit Switch Bank. Compatible with OPS Poly Roofs or on the OPS alone. Can be mounted on the front or rear of the OPS or poly roof. Can not be used for rear mounting on XUV550 S4.</i>	123.06
	BM24089	OPS Light Kit Switch Bank <i>Accommodates up to three separate OPS Light Kits.</i>	67.41
		Protection:	
	BM23309	CV Guards	142.31
	BM23368	Floor Mat	78.11
	BM23365	Front Brushguard	329.56
	BM23394	Front Fender Guards <i>Requires Front Brushguard</i>	175.49
	BM24095	Full Underbody Skid Plate	163.71
	BM23362	Rear Bumper	186.19
	LP37036	Vehicle Cover - Black <i>Available through Order Zone</i>	In Catalog
	LP37037	Vehicle Cover - Camo <i>Available through Order Zone</i>	In Catalog
	LP37040	Vehicle Cover - Transportable (Black) <i>Available through Order Zone</i>	In Catalog
	LP37041	Vehicle Cover - Transportable (Camo) <i>Available through Order Zone</i>	In Catalog
		Sprayers / Pressure Washers:	
	LP39965	25 Gallon Bed Sprayer <i>Available through Order Zone</i>	In Catalog
	LP39964	45 Gallon Bed Sprayer <i>Available through Order Zone</i>	In Catalog
	LP39098	45 Gallon High Performance Bed Sprayer <i>Available through Order Zone</i>	In Catalog
	LP20485	45 Gallon Tow-Behind Sprayer <i>Available through Order Zone</i>	In Catalog

JOHN DEERE COMMERCIAL PRODUCTS
MID-DUTY CROSSOVER UTILITY VEHICLES AND EQUIPMENT

XUV 550 Green & Yellow

Continued

CODE	ATTACHMENT IDENTIFIER	DESCRIPTION	SUGGESTED LIST PRICE USD (\$)
		ATTACHMENTS FOR FIELD CONVERSION Continued...	
	LP22885	HP 150 in. Precision Boom <i>Compatible with HP sprayers. Available through Order Zone.</i>	In Catalog
	LP39963	HP 45 Gallon Sprayer - Tow Behind <i>Available through Order Zone</i>	In Catalog
	LP22884	HP Boomless Nozzles <i>Compatible with HP sprayers. Available through Order Zone.</i>	In Catalog
	LP22911	HP Standard Gator Boom <i>Compatible with HP sprayers. Available through Order Zone.</i>	In Catalog
		Winch:	
	BM24437	Warn Winch (3000 lbs) <i>Requires 2 In. Front Receiver Hitch with Recovery Loops for mounting.</i>	770.40
	BM21392	Winch Accessories Kit	129.47

SERVICE CONTRACTS - RESIDENTIAL OWNERS/USE

Visit <http://www.JohnDeere.com/ServicePlans> for more information on John Deere Service Contracts. May not be Available in Parts of the U.S., Not Available in Canada. Price may vary due to driving distance and/or time from machine to dealership location.

John Deere Extended Service Plan - 2-Year Option <i>Available for T-Series, HPX and XUV utility vehicles only.) 2-year extended service plan. (1 year of extended service protection); 2-years of warranty transportation.</i>	399.99
---	--------

John Deere Extended Service Plan - 3-Year Option <i>3-year extended service plan. (2 years of extended service protection); 3-years of warranty transportation.</i>	569.99
--	--------

JOHN DEERE COMMERCIAL PRODUCTS

MID-DUTY CROSSOVER UTILITY VEHICLES AND EQUIPMENT

XUV 550 Olive & Black Equipment for Base Machine

ENGINE:

16 Engine HP*(570cc),
Dynamically tuned carburetor
Two-cylinder, Air-cooled
4-Cycle Gasoline
Full Pressure Lubrication
System

Replaceable Single Dry-Type
Element Air Cleaner with
Remote Intake

4.9 Gallon (18.5L) Fuel
Capacity

Solid-state Ignition (12V)
Spark-arresting Muffler

ELECTRICAL:

Electric Start
16 Amp Regulated, 3-Phase
Alternator

340 CCA Battery
Two 55 Watt Halogen
Headlights

TRANSAXLE/TRANSMISSION:

Continuously Variable
Transmission

Full Clutch Enclosure
Two-speed Transaxle

Operator Selectable 4WD

28 mph (45 kph) Maximum
Forward Speed

Selectable Four-Wheel
Drive System

Front and Rear Hydraulic Disk
Brakes with stainless steel
rotors

Foot-operated Park brake

Large diameter half shafts with
TPE boots

STEERING/SUSPENSION:

Rack and Pinion Steering

Independent Front Suspension
(IRS) with 9 inches (229 mm)

of travel

Independent Rear Suspension
(IRS) with 8 inches (203mm)

of travel

Integrated 2 In. Rear Receiver
12.3 ft. Turning Radius

Ground Clearance: 10.5 In.
(267 mm)

FRAME/STYLED PARTS:

Full, robotically welded frame
design

Side frame rails for rock
sliding

OCCUPANT PROTECTION SYSTEM(OPS):
1.75 In. (44.4 mm) Steel Tubular

Overhead Structure

Multiple Passenger Handholds

3-pt. Seat Belts

SAE J2194 & OSHA ROPS Certified

OPERATOR STATION:

Bench Seats

Hip Restraint Bars for Driver
and Passenger

Sealed Glove Box

Sealed Storage Compartment Under
Hood

Two cup holders in dash

Fuel Gauge

Instrument Cluster - Hour Meter,
and Seat Belt

12v DC Outlet

FRONTAL PROTECTION:

Integrated Front Bumper

Accepts optional front

receiver, winch and brush guard

DIMENSIONS (WITH OPS):

113 In. Long x 56.5 In.

Wide x 73.5 In. High

PAYLOAD CAPACITY

800 Lb (363 kg) Total Payload
Capacity which Includes:

200 Lb (91 kg) Driver,

200 Lb (91 kg) Passenger, and
400 Lb (181 kg) in Cargo Box

Towing Capacity:

1,100 Lb (499kg)

CARGO BOX:

32.3 In. Long x 47.6 In. Wide x
11.7 In. Deep

(82 cm x 120.9 cm x 29.7 cm)

8.9 cu. ft (.25 cu.m) Capacity

400 Lbs (181 kg) Box Capacity

Tilting Box , Open from both
sides

Hinged (Bottom) Tailgate,

Removeable

TIRES:

Front: 25x8-12 Ancla XT

(Extreme Terrain Tires)

Rear: 25x10-12 Ancla XT

(Extreme Terrain Tires)

SAFETY VIDEO TAPE:

Safety and Operational DVD

Operators Manual

*Engine HP is Provided by the
Engine Manufacturer to be Used

for Comparison Purposes Only,
Actual Operating HP will be

Less.

CODE	ATTACHMENT IDENTIFIER	DESCRIPTION	SUGGESTED LIST PRICE USD (\$)
------	--------------------------	-------------	-------------------------------------

Select One Code From Each Required Category

BASE MACHINE

F.O.B. Janesville, Wisconsin

5161M

XUV 550 Olive & Black

8,299.00

Base Machine Suggested List Price Does Not Include \$400 USD Destination Charge.

DESTINATION

0202

US / CANADA

In Base Price

0230

Australia/New Zealand

Same Price

0179

EUROPE

46.00

0195

MEXICO

Same Price

JOHN DEERE COMMERCIAL PRODUCTS
MID-DUTY CROSSOVER UTILITY VEHICLES AND EQUIPMENT

XUV 550 Olive & Black

Continued

CODE	ATTACHMENT IDENTIFIER	DESCRIPTION	SUGGESTED LIST PRICE USD (\$)
DESTINATION Continued...			
0250		ALL OTHER COUNTRIES	Same Price
WHEELS WITH TIRES (FOUR)			
1004		Black Steel Wheels Ancla M-T Extreme Terrain Tire	In Base Price
1005		Black Alloy Wheels Maxxis Bighorn Radial Tires	823.00
1006		Silver Alloy Wheels Maxxis Bighorn Radial Tires	823.00
DRIVER SEAT			
2003		18 In. Standard XUV HB Seat - Black	Same Price
2004		Bench Seat - Black	In Base Price
2005		21 In. Deluxe XUV HB Seat - Black	70.00
CARGO BOX LIFT			
3003		Manual Lift	In Base Price
3004		Cargo Box Power Lift	720.00
OPS/REAR SCREEN/BRAKE/TAILLIGHT			
4000		OPS	In Base Price
4001		OPS w/Rear Screen	205.00
4002		OPS, XUV 550 with Brake/Tailight	50.00
4003		OPS, with Brake/Tailight/Rear Screen	255.00
PROTECTION/UTILITY AND PROTECTION PACKAGES			
5000		Protection Package Package Consists of: Front Brushguard, OPS Black Poly Roof, Cargo Box Rail	768.00
5100		Utility and Protection Package Package Consists of: Front Brushguard, OPS Black Poly Roof, Cargo Box Rail, Rear Bumper, 2 In. Front Receiver Hitch.	1,064.00
5110		Less Utility and Protection Package	In Base Price
Miscellaneous Items			
9435		Spanish North American Kit: Spanish North American Operator's Manual and Decal Kit	No Charge
ATTACHMENTS FOR FIELD CONVERSION			
		Cabs/Roofs/Windshields:	
BM23373		OPS Full No-Scratch Windshield	531.79
BM23358		OPS Full Poly Windshield	362.73

JOHN DEERE COMMERCIAL PRODUCTS
MID-DUTY CROSSOVER UTILITY VEHICLES AND EQUIPMENT

XUV 550 Olive & Black
Continued

CODE	ATTACHMENT IDENTIFIER	DESCRIPTION	SUGGESTED LIST PRICE USD (\$)
		ATTACHMENTS FOR FIELD CONVERSION Continued...	
	BM23376	OPS Glass Windshield w/ Wiper	714.76
	BM23375	OPS Half Poly Windshield	241.81
	BM23378	OPS Poly Cab <i>Includes doors and rear panel. OPS Poly Roof and Windshield sold separately.</i>	2,533.76
	BM23864	OPS Poly Rear Window <i>Not compatible with OPS Poly Cab.</i>	273.91
	BM23397	OPS Poly Roof - Black	329.56
	BM23396	OPS Rear Screen <i>Includes headrests</i>	219.36
	LP10314	OPS Side Mirror - Left <i>Available through Order Zone</i>	In Catalog
	LP10315	OPS Side Mirror - Right <i>Available through Order Zone</i>	In Catalog
	LP37046	OPS Soft Roof - Black <i>Available through Order Zone</i>	In Catalog
	BM24382	Replacement Ops Kit XUV 550	384.13
	BM23849	Cargo Box Options / Storage: 5 Gallon Pail Holder <i>Cargo box rails required</i>	38.51
	BM23371	Box Mat	86.67
	BM23307	Cargo Box Power Lift	770.40
	BM23526	Cargo Box Rails	109.14
	BM23384	Cargo Box Wall Extensions <i>Requires cargo box rails. Not compatible with poly cab.</i>	329.56
	BM23360	Front Rack <i>Requires Front Brushguard for mounting.</i>	241.81
	BM24200	Glove Box Lock	12.84
	LP37044	OPS Overhead Organizer - Black <i>Available through Order Zone</i>	In Catalog
	LP25929	Rhino Grip XL - Double <i>Requires cargo box rails. Available through Order Zone.</i>	In Catalog
	LP25928	Rhino Grip XL - Single <i>Requires cargo box rails. Available through Order Zone.</i>	In Catalog
	BM23385	Tire Rack <i>Requires cargo box rails.</i>	231.76

JOHN DEERE COMMERCIAL PRODUCTS
MID-DUTY CROSSOVER UTILITY VEHICLES AND EQUIPMENT

XUV 550 Olive & Black

Continued

CODE	ATTACHMENT IDENTIFIER	DESCRIPTION	SUGGESTED LIST PRICE USD (\$)
ATTACHMENTS FOR FIELD CONVERSION Continued...			
		Carts / Hitches:	
	LPPCT10LXATV	10AT Cart <i>Available through Order Zone</i>	In Catalog
	LPPCT17ATJD	17AT Cart <i>Available through Order Zone.</i>	In Catalog
	BM23363	2" Front Receiver Hitch and Recovery Loops	109.14
	LPUT21JD	21 Steel Utility Cart <i>Available through Order Zone</i>	In Catalog
	PM05101	Ball Mount - 1.875 in. (48mm)	See Parts
	PM05201	Ball Mount - 2 in. (51mm)	See Parts
	BM22290	Drawbar - 2 in. (51mm)	38.51
		Custom & High Performance:	
	BM23438	High Capacity Alternator	714.76
	BM24171	Over-Temperature Sensor Kit	53.50
	BM22703	Seat-Belt Comfort Strap (2) <i>Also compatible with Deluxe Cab.</i>	77.04
	BM24376	Speedometer Kit	109.14
	BM23379	Stereo and Speaker Kit <i>Includes mounting kit only; must choose one of the following three head units to have complete stereo:</i> <i>Radio, Heavy Duty AM / FM / WB / AUX (SWJHD1120)</i> <i>Radio, Heavy Duty AM / FM / WB / SAT / I-POD (SWJHD1620)</i> <i>Radio, AM / FM / WB / CD / AUX / SAT Ready (SWJHD3620)</i> <i>Must order head unit through Parts.</i>	660.19
		Lights / Signals:	
	BM23369	Backup Alarm	101.66
	BM24013	Beacon Light <i>Requires OPS Light Kit Switch Bank. Also requires Brake and Tail Light Installation Kit, if 4002 / 4003 option code is not selected, for brake light mounting; OR OPS Poly Roof for roof mounting.</i>	219.36
	BM24233	Brake and Tail Light Installation Kit <i>Required to mount Brake and Tail Light Kit.</i>	33.17
	BM24100	Brake and Tail Light Kit <i>Requires Brake and Tail Light Installation Kit.</i>	53.50
	BM23367	Deluxe Light Kit <i>Includes flashers, turn signals (front & rear), brake & tail lights, and back-up lights. Requires OPS Poly Roof for installation.</i>	384.13
	BM23442	Hella HID Sport Driving Lights <i>Requires OPS Light Kit Switch Bank for OPS or poly roof mounting, or Front Brushguard for bumper mounting.</i>	935.19

JOHN DEERE COMMERCIAL PRODUCTS
MID-DUTY CROSSOVER UTILITY VEHICLES AND EQUIPMENT

XUV 550 Olive & Black

Continued

CODE	ATTACHMENT IDENTIFIER	DESCRIPTION	SUGGESTED LIST PRICE USD (\$)
		ATTACHMENTS FOR FIELD CONVERSION Continued...	
	BM24108	Hella Performance Spot Lights <i>Requires OPS Light Kit Switch Bank for OPS or poly roof mounting, or Front Brushguard for bumper mounting.</i>	343.47
	BM23370	Horn Kit	97.37
	BM24090	Long Range Light Kit <i>Requires OPS Light Kit Switch Bank for OPS or Poly Roof mounting; or Front Brushguard for bumper mounting.</i>	191.53
	BM24016	Mid-Range Light Kit <i>Requires OPS Light Kit Switch Bank. Compatible with OPS Poly Roofs or on the OPS alone. Can be mounted on the front or rear of the OPS or poly roof. Can not be used for rear mounting on XUV550 S4.</i>	123.06
	BM24089	OPS Light Kit Switch Bank <i>Accommodates up to three separate OPS Light Kits.</i>	67.41
		Protection:	
	BM23309	CV Guards	142.31
	BM23368	Floor Mat	78.11
	BM23365	Front Brushguard	329.56
	BM23394	Front Fender Guards <i>Requires Front Brushguard</i>	175.49
	BM24095	Full Underbody Skid Plate	163.71
	BM23362	Rear Bumper	186.19
	LP37036	Vehicle Cover - Black <i>Available through Order Zone</i>	In Catalog
	LP37037	Vehicle Cover - Camo <i>Available through Order Zone</i>	In Catalog
	LP37040	Vehicle Cover - Transportable (Black) <i>Available through Order Zone</i>	In Catalog
	LP37041	Vehicle Cover - Transportable (Camo) <i>Available through Order Zone</i>	In Catalog
		Sprayers / Pressure Washers:	
	LP39965	25 Gallon Bed Sprayer <i>Available through Order Zone</i>	In Catalog
	LP39964	45 Gallon Bed Sprayer <i>Available through Order Zone</i>	In Catalog
	LP39098	45 Gallon High Performance Bed Sprayer <i>Available through Order Zone</i>	In Catalog
	LP20485	45 Gallon Tow-Behind Sprayer <i>Available through Order Zone</i>	In Catalog

JOHN DEERE COMMERCIAL PRODUCTS
MID-DUTY CROSSOVER UTILITY VEHICLES AND EQUIPMENT

XUV 550 Olive & Black

Continued

CODE	ATTACHMENT IDENTIFIER	DESCRIPTION	SUGGESTED LIST PRICE USD (\$)
		ATTACHMENTS FOR FIELD CONVERSION Continued...	
	LP22885	HP 150 in. Precision Boom <i>Compatible with HP sprayers. Available through Order Zone.</i>	In Catalog
	LP39963	HP 45 Gallon Sprayer - Tow Behind <i>Available through Order Zone</i>	In Catalog
	LP22884	HP Boomless Nozzles <i>Compatible with HP sprayers. Available through Order Zone.</i>	In Catalog
	LP22911	HP Standard Gator Boom <i>Compatible with HP sprayers. Available through Order Zone.</i>	In Catalog
	BM24437	Winch: Warn Winch (3000 lbs) <i>Requires 2 In. Front Receiver Hitch with Recovery Loops for mounting.</i>	770.40
	BM21392	Winch Accessories Kit	129.47

JOHN DEERE COMMERCIAL PRODUCTS

MID-DUTY CROSSOVER UTILITY VEHICLES AND EQUIPMENT

XUV 550 Camo

Equipment for Base Machine

ENGINE: 16 Engine HP*(570cc), Dynamically tuned carburetor Two-cylinder, Air-cooled 4-Cycle Gasoline Full Pressure Lubrication System Replaceable Single Dry-Type Element Air Cleaner with Remote Intake 4.9 Gallon (18.5L) Fuel Capacity Solid-state Ignition (12V) Spark-arresting Muffler ELECTRICAL: Electric Start 16 Amp Regulated, 3-Phase Alternator 340 CCA Battery Two 55 Watt Halogen Headlights TRANSAXLE/TRANSMISSION: Continuously Variable Transmission Full Clutch Enclosure Two-speed Transaxle Operator Selectable 4WD 28 mph (45 kph) Maximum Forward Speed Selectable Four-Wheel Drive System Front and Rear Hydraulic Disk Brakes with stainless steel rotors Foot-operated Park brake Large diameter half shafts with TPE boots STEERING/SUSPENSION: Rack and Pinion Steering Independent Front Suspension (IRS) with 9 inches (229 mm)	of travel Independent Rear Suspension (IRS) with 8 inches (203mm) of travel Integrated 2 In. Rear Receiver 12.3 ft. Turning Radius Ground Clearance: 10.5 In. (267 mm) FRAME/STYLED PARTS: Full, robotically welded frame design Side frame rails for rock sliding OCCUPANT PROTECTION SYSTEM(OPS): 1.75 In. (44.4 mm) Steel Tubular Overhead Structure Multiple Passenger Handholds 3-pt. Seat Belts SAE J2194 & OSHA ROPS Certified OPERATOR STATION: Bench Seats Hip Restraint Bars for Driver and Passenger Sealed Glove Box Sealed Storage Compartment Under Hood Two cup holders in dash Fuel Gauge Instrument Cluster - Hour Meter, and Seat Belt 12v DC Outlet FRONTAL PROTECTION: Integrated Front Bumper Accepts optional front receiver, winch and brush guard DIMENSIONS (WITH OPS): 113 In. Long x 56.5 In. Wide x 73.5 In. High PAYLOAD CAPACITY	800 Lb (363 kg) Total Payload Capacity which Includes: 200 Lb (91 kg) Driver, 200 Lb (91 kg) Passenger, and 400 Lb (181 kg) in Cargo Box Towing Capacity: 1,100 Lb (499kg) CARGO BOX: 32.3 In. Long x 47.6 In. Wide x 11.7 In. Deep (82 cm x 120.9 cm x 29.7 cm) 8.9 cu. ft (.25 cu.m) Capacity 400 Lbs (181 kg) Box Capacity Tilting Box , Open from both sides Hinged (Bottom) Tailgate, Removeable TIRES: Front: 25x8-12 Ancla XT (Extreme Terrain Tires) Rear: 25x10-12 Ancla XT (Extreme Terrain Tires) SAFETY VIDEO TAPE: Safety and Operational DVD Operators Manual *Engine HP is Provided by the Engine Manufacturer to be Used for Comparison Purposes Only, Actual Operating HP will be Less.
---	--	--

CODE	ATTACHMENT IDENTIFIER	DESCRIPTION	SUGGESTED LIST PRICE USD (\$)
------	--------------------------	-------------	-------------------------------------

Select One Code From Each Required Category

BASE MACHINE

F.O.B. Janesville, Wisconsin

5162M	XUV 550 Camo <i>Base Machine Suggested List Price Does Not Include 400 USD Destination Charge.</i>	8,749.00
-------	---	----------

DESTINATION

0202	US / CANADA	In Base Price
0230	Australia/New Zealand	Same Price
0179	EUROPE	46.00
0195	MEXICO	Same Price

JOHN DEERE COMMERCIAL PRODUCTS
MID-DUTY CROSSOVER UTILITY VEHICLES AND EQUIPMENT

XUV 550 Camo
Continued

CODE	ATTACHMENT IDENTIFIER	DESCRIPTION	SUGGESTED LIST PRICE USD (\$)
DESTINATION Continued...			
0250		ALL OTHER COUNTRIES	Same Price
WHEELS WITH TIRES (FOUR)			
1004		Black Steel Wheels Ancla M-T Extreme Terrain Tire	In Base Price
1005		Black Alloy Wheels Maxxis Bighorn Radial Tires	823.00
1006		Silver Alloy Wheels Maxxis Bighorn Radial Tires	823.00
DRIVER SEAT			
2003		18 In. Standard XUV HB Seat - Black	Same Price
2004		Bench Seat - Black	In Base Price
2005		21 In. Deluxe XUV HB Seat - Black	70.00
CARGO BOX LIFT			
3003		Manual Lift	In Base Price
3004		Cargo Box Power Lift	720.00
OPS/REAR SCREEN/BRAKE/TAILLIGHT			
4000		OPS	In Base Price
4001		OPS w/Rear Screen	205.00
4002		OPS, XUV 550 with Brake/Taillight <i>Must order 5000 option code when ordering 4002 option code.</i>	50.00
4003		OPS, with Brake/Taillight/Rear Screen	255.00
PROTECTION/UTILITY AND PROTECTION PACKAGES			
5000		Protection Package Package Consists of: Front Brushguard, OPS Camo Poly Roof, Cargo Box Rail.	1,154.00
5100		Utility and Protection Package Package Consists of: Front Brushguard, OPS Camo Poly Roof, Cargo Box Rail, Rear Bumper, 2 In. Front Receiver Hitch.	1,449.00
5110		Less Utility and Protection Package	In Base Price
ATTACHMENTS FOR FIELD CONVERSION			
Cabs/Roofs/Windshields:			
BM23373		OPS Full No-Scratch Windshield	531.79
BM23358		OPS Full Poly Windshield	362.73
BM23376		OPS Glass Windshield w/ Wiper	714.76
BM23375		OPS Half Poly Windshield	241.81

JOHN DEERE COMMERCIAL PRODUCTS
MID-DUTY CROSSOVER UTILITY VEHICLES AND EQUIPMENT

XUV 550 Camo

Continued

CODE	ATTACHMENT IDENTIFIER	DESCRIPTION	SUGGESTED LIST PRICE USD (\$)
		ATTACHMENTS FOR FIELD CONVERSION Continued...	
	BM23378	OPS Poly Cab <i>Includes doors and rear panel. OPS Poly Roof and Windshield sold separately.</i>	2,533.76
	BM23864	OPS Poly Rear Window <i>Not compatible with OPS Poly Cab.</i>	273.91
	BM23397	OPS Poly Roof - Black	329.56
	BM23853	OPS Poly Roof - Camo	714.76
	BM23396	OPS Rear Screen <i>Includes headrests</i>	219.36
	LP10314	OPS Side Mirror - Left <i>Available through Order Zone</i>	In Catalog
	LP10315	OPS Side Mirror - Right <i>Available through Order Zone</i>	In Catalog
	LP37046	OPS Soft Roof - Black <i>Available through Order Zone</i>	In Catalog
	LP37047	OPS Soft Roof - Camo <i>Available through Order Zone</i>	In Catalog
	BM24382	Replacement Ops Kit XUV 550	384.13
		Cargo Box Options / Storage:	
	BM23849	5 Gallon Pail Holder <i>Cargo box rails required</i>	38.51
	BM23371	Box Mat	86.67
	BM23307	Cargo Box Power Lift	770.40
	BM23526	Cargo Box Rails	109.14
	BM23384	Cargo Box Wall Extensions <i>Requires cargo box rails. Not compatible with poly cab.</i>	329.56
	BM23360	Front Rack <i>Requires Front Brushguard for mounting.</i>	241.81
	BM24200	Glove Box Lock	12.84
	LP37044	OPS Overhead Organizer - Black <i>Available through Order Zone</i>	In Catalog
	LP37045	OPS Overhead Organizer - Camo <i>Available through Order Zone</i>	In Catalog
	LP25929	Rhino Grip XL - Double <i>Requires cargo box rails. Available through Order Zone.</i>	In Catalog

JOHN DEERE COMMERCIAL PRODUCTS
MID-DUTY CROSSOVER UTILITY VEHICLES AND EQUIPMENT

XUV 550 Camo

Continued

CODE	ATTACHMENT IDENTIFIER	DESCRIPTION	SUGGESTED LIST PRICE USD (\$)
		ATTACHMENTS FOR FIELD CONVERSION Continued...	
	LP25928	Rhino Grip XL - Single <i>Requires cargo box rails. Available through Order Zone.</i>	In Catalog
	BM23385	Tire Rack <i>Requires cargo box rails.</i>	231.76
		Carts / Hitches:	
	LPPCT10LXATV	10AT Cart <i>Available through Order Zone</i>	In Catalog
	LPPCT17ATJD	17AT Cart <i>Available through Order Zone.</i>	In Catalog
	BM23363	2" Front Receiver Hitch and Recovery Loops	109.14
	LPUT21JD	21 Steel Utility Cart <i>Available through Order Zone</i>	In Catalog
	PM05101	Ball Mount - 1.875 in. (48mm)	See Parts
	PM05201	Ball Mount - 2 in. (51mm)	See Parts
	BM22290	Drawbar - 2 in. (51mm)	38.51
		Custom & High Performance:	
	BM23438	High Capacity Alternator	714.76
	BM24171	Over-Temperature Sensor Kit	53.50
	BM22703	Seat-Belt Comfort Strap (2) <i>Also compatible with Deluxe Cab.</i>	77.04
	BM24376	Speedometer Kit	109.14
	BM23379	Stereo and Speaker Kit <i>Includes mounting kit only; must choose one of the following three head units to have complete stereo: Radio, Heavy Duty AM / FM / WB / AUX (SWJHD1120) Radio, Heavy Duty AM / FM / WB / SAT / I-POD (SWJHD1620) Radio, AM / FM / WB / CD / AUX / SAT Ready (SWJHD3620) Must order head unit through Parts.</i>	660.19
		Lights / Signals:	
	BM23369	Backup Alarm	101.66
	BM24013	Beacon Light <i>Requires OPS Light Kit Switch Bank. Also requires Brake and Tail Light Installation Kit, if 4002 / 4003 option code is not selected, for brake light mounting; OR OPS Poly Roof for roof mounting.</i>	219.36
	BM24233	Brake and Tail Light Installation Kit <i>Required to mount Brake and Tail Light Kit.</i>	33.17
	BM24100	Brake and Tail Light Kit <i>Requires Brake and Tail Light Installation Kit.</i>	53.50

JOHN DEERE COMMERCIAL PRODUCTS
MID-DUTY CROSSOVER UTILITY VEHICLES AND EQUIPMENT

XUV 550 Camo
Continued

CODE	ATTACHMENT IDENTIFIER	DESCRIPTION	SUGGESTED LIST PRICE USD (\$)
		ATTACHMENTS FOR FIELD CONVERSION Continued...	
	BM23367	Deluxe Light Kit <i>Includes flashers, turn signals (front & rear), brake & tail lights, and back-up lights. Requires OPS Poly Roof for installation.</i>	384.13
	BM23442	Hella HID Sport Driving Lights <i>Requires OPS Light Kit Switch Bank for OPS or poly roof mounting, or Front Brushguard for bumper mounting.</i>	935.19
	BM24108	Hella Performance Spot Lights <i>Requires OPS Light Kit Switch Bank for OPS or poly roof mounting, or Front Brushguard for bumper mounting.</i>	343.47
	BM23370	Horn Kit	97.37
	BM24090	Long Range Light Kit <i>Requires OPS Light Kit Switch Bank for OPS or Poly Roof mounting; or Front Brushguard for bumper mounting.</i>	191.53
	BM24016	Mid-Range Light Kit <i>Requires OPS Light Kit Switch Bank. Compatible with OPS Poly Roofs or on the OPS alone. Can be mounted on the front or rear of the OPS or poly roof. Can not be used for rear mounting on XUV550 S4.</i>	123.06
	BM24089	OPS Light Kit Switch Bank <i>Accommodates up to three separate OPS Light Kits.</i>	67.41
	BM23309	Protection: CV Guards	142.31
	BM23368	Floor Mat	78.11
	BM23365	Front Brushguard	329.56
	BM23394	Front Fender Guards <i>Requires Front Brushguard</i>	175.49
	BM24095	Full Underbody Skid Plate	163.71
	BM23362	Rear Bumper	186.19
	LP37036	Vehicle Cover - Black <i>Available through Order Zone</i>	In Catalog
	LP37037	Vehicle Cover - Camo <i>Available through Order Zone</i>	In Catalog
	LP37040	Vehicle Cover - Transportable (Black) <i>Available through Order Zone</i>	In Catalog
	LP37041	Vehicle Cover - Transportable (Camo) <i>Available through Order Zone</i>	In Catalog
	LP39965	Sprayers / Pressure Washers: 25 Gallon Bed Sprayer <i>Available through Order Zone</i>	In Catalog
	LP39964	45 Gallon Bed Sprayer <i>Available through Order Zone</i>	In Catalog

JOHN DEERE COMMERCIAL PRODUCTS
MID-DUTY CROSSOVER UTILITY VEHICLES AND EQUIPMENT

XUV 550 Camo

Continued

CODE	ATTACHMENT IDENTIFIER	DESCRIPTION	SUGGESTED LIST PRICE USD (\$)
		ATTACHMENTS FOR FIELD CONVERSION Continued...	
	LP39098	45 Gallon High Performance Bed Sprayer <i>Available through Order Zone</i>	In Catalog
	LP20485	45 Gallon Tow-Behind Sprayer <i>Available through Order Zone</i>	In Catalog
	LP22885	HP 150 in. Precision Boom <i>Compatible with HP sprayers. Available through Order Zone.</i>	In Catalog
	LP39963	HP 45 Gallon Sprayer - Tow Behind <i>Available through Order Zone</i>	In Catalog
	LP22884	HP Boomless Nozzles <i>Compatible with HP sprayers. Available through Order Zone.</i>	In Catalog
	LP22911	HP Standard Gator Boom <i>Compatible with HP sprayers. Available through Order Zone.</i>	In Catalog
		Winch:	
	BM24437	Warn Winch (3000 lbs) <i>Requires 2 In. Front Receiver Hitch with Recovery Loops for mounting.</i>	770.40
	BM21392	Winch Accessories Kit	129.47

SERVICE CONTRACTS - RESIDENTIAL OWNERS/USE

Visit <http://www.JohnDeere.com/ServicePlans> for more information on John Deere Service Contracts. May not be Available in Parts of the U.S., Not Available in Canada. Price may vary due to driving distance and/or time from machine to dealership location.

John Deere Extended Service Plan - 2-Year Option <i>Available for T-Series, HPX and XUV utility vehicles only.) 2-year extended service plan. (1 year of extended service protection); 2-years of warranty transportation.</i>	399.99
---	--------

John Deere Extended Service Plan - 3-Year Option <i>3-year extended service plan. (2 years of extended service protection); 3-years of warranty transportation.</i>	569.99
--	--------

JOHN DEERE COMMERCIAL PRODUCTS

MID-DUTY CROSSOVER UTILITY VEHICLES AND EQUIPMENT

XUV 550 S4 Olive & Black

Equipment for Base Machine

ENGINE: 16 Engine HP*(570cc), Dynamically tuned carburetor Two-cylinder, Air-cooled 4-Cycle Gasoline Full Pressure Lubrication System Replaceable Single Dry-Type Element Air Cleaner with Remote Intake 4.9 Gallon (18.5L) Fuel Capacity Solid-state Ignition (12V) Spark-arresting Muffler ELECTRICAL: Electric Start 16 Amp Regulated, 3-Phase Alternator 340 CCA Battery Two 55 Watt Halogen Headlights TRANSAXLE/TRANSMISSION: Continuously Variable Transmission Full Clutch Enclosure Two-speed Transaxle Operator Selectable 4WD 28 mph (45 kph) Maximum Forward Speed Selectable Four-Wheel Drive System Front and Rear Hydraulic Disk Brakes with stainless steel rotors Foot-operated Park brake Large diameter half shafts with TPE boots STEERING/SUSPENSION: Rack and Pinion Steering Independent Front Suspension (IRS) with 9 inches (229 mm) of travel Independent Rear Suspension	(IRS) with 8 inches (203mm) of travel Integrated 2 In. Rear Receiver 19.7 ft. Turning Radius -- TBD Ground Clearance: 9.3 In. (236 mm) FRAME/STYLED PARTS: Full, robotically welded frame design Side frame rails for rock sliding OCCUPANT PROTECTION SYSTEM(OPS): 1.75 In. (44.4 mm) Steel Tubular Overhead Structure Multiple Passenger Handholds 3-pt. Seat Belts SAE J2194 & OSHA ROPS Certified OPERATOR STATION: Bench Seats Hip Restraint Bars for Driver and Passenger Sealed Glove Box Sealed Storage Compartment Under Hood Fuel Gauge Instrument Cluster - Hour Meter, and Seat Belt 12v DC Outlet FRONTAL PROTECTION: Integrated Front Bumper Accepts optional front receiver, winch and brush guard DIMENSIONS(WITH OPS): 144 In. Long x 56.5 In. Wide x 74 In. High PAYLOAD CAPACITY 1200 Lb (544 kg) Total Payload Capacity which Includes: 200 Lb (91 kg) Driver, 600 Lb (273 kg) Passenger, and 400 Lb (181 kg) in Cargo Box	Towing Capacity: 1,100 Lb (499kg) CARGO BOX: 32.3 In. Long x 47.6 In. Wide x 11.7 In. Deep (82 cm x 120.9 cm x 29.7 cm) 8.9 cu. ft (.25 cu.m) Capacity 400 Lbs (181 kg) Box Capacity Tilting Box , Open from both sides Hinged (Bottom) Tailgate, Removeable CONVERTIBLE CARGO RACK: 23.5 In. Long x 38.8 In. Wide x 8.1 In. Deep (59.7cm x 98.6 cm x 20.6 cm) 4.3 cu. ft (0.12 cu.m) Capacity 200 Lbs (90.7 kg) Rack Capacity TIRES: Front: 25x8-12 Terra Hawk (All Terrain Tires) Rear: 25x10-12 Terra Hawk (All Terrain Tires) SAFETY VIDEO TAPE: Safety and Operational DVD Operators Manual *Engine HP is Provided by the Engine Manufacturer to be Used for Comparison Purposes Only, Actual Operating HP will be Less.
---	--	---

CODE	ATTACHMENT IDENTIFIER	DESCRIPTION	SUGGESTED LIST PRICE USD (\$)
------	--------------------------	-------------	-------------------------------------

Select One Code From Each Required Category

BASE MACHINE

F.O.B. Janesville, Wisconsin

5151M	XUV 550 S4 Olive & Black <i>Base Machine Suggested List Price Does Not Include 500 USD Destination Charge.</i>	9,699.00
-------	---	----------

DESTINATION

0202	US / CANADA	In Base Price
0230	Australia/New Zealand	Same Price
0195	MEXICO	Same Price

JOHN DEERE COMMERCIAL PRODUCTS
MID-DUTY CROSSOVER UTILITY VEHICLES AND EQUIPMENT

XUV 550 S4 Olive & Black

Continued

CODE	ATTACHMENT IDENTIFIER	DESCRIPTION	SUGGESTED LIST PRICE USD (\$)
0250		DESTINATION Continued... ALL OTHER COUNTRIES	Same Price
WHEELS WITH TIRES (FOUR)			
1004		Black Steel Wheels Ancla M-T Extreme Terrain Tire	In Base Price
1005		Black Alloy Wheels Maxxis Bighorn Radial Tires	823.00
1006		Silver Alloy Wheels Maxxis Bighorn Radial Tires	823.00
CARGO BOX LIFT			
3003		Manual Lift	In Base Price
3004		Cargo Box Power Lift	720.00
OPS/REAR SCREEN/BRAKE/TAILLIGHT			
4000		OPS	In Base Price
4002		OPS, XUV 550 with Brake/Tailight <i>Must order 5000 option code when ordering 4002 option code.</i>	50.00
PROTECTION/UTILITY AND PROTECTION PACKAGES			
5000		Protection Package Package Consists of: Front Brushguard, OPS S4 Black Poly Roof, Cargo Box Rail, 5 Gallon Pail Holder.	972.00
5100		Utility and Protection Package Package Consists of: Front Brushguard, OPS S4 Black Poly Roof, Cargo Box Rail, 5 Gallon Pail Holder, Rear Bumper, 2 In. Front Receiver Hitch.	1,267.00
5110		Less Utility and Protection Package	In Base Price
STORAGE			
6000		Front Seat Storage	102.00
6010		Less Front Seat Storage	In Base Price
Miscellaneous Items			
9435		Spanish North American Kit: Spanish North American Operator's Manual and Decal Kit	No Charge
ATTACHMENTS FOR FIELD CONVERSION			
BM23373		Cabs/Roofs/Windshields: OPS Full No-Scratch Windshield	531.79
BM23358		OPS Full Poly Windshield	362.73
BM23376		OPS Glass Windshield w/ Wiper	714.76
BM23375		OPS Half Poly Windshield	241.81

JOHN DEERE COMMERCIAL PRODUCTS
MID-DUTY CROSSOVER UTILITY VEHICLES AND EQUIPMENT

XUV 550 S4 Olive & Black

Continued

CODE	ATTACHMENT IDENTIFIER	DESCRIPTION	SUGGESTED LIST PRICE USD (\$)
		ATTACHMENTS FOR FIELD CONVERSION Continued...	
	BM24114	OPS Poly Cab - S4 <i>Includes front and rear doors, and rear panel. OPS Poly Roof and Windshield sold separately.</i>	4,297.11
	BM23398	OPS S4 Poly Roof - Black	494.34
	LP10314	OPS Side Mirror - Left <i>Available through Order Zone</i>	In Catalog
	LP10315	OPS Side Mirror - Right <i>Available through Order Zone</i>	In Catalog
	LP37048	OPS Soft Roof (S4) - Black <i>Available through Order Zone</i>	In Catalog
	BM24687	Replacement OPS Kit XUV 550 S4 <i>Includes Front and Rear OPS.</i>	765.06
		Cargo Box Options / Storage:	
	BM23849	5 Gallon Pail Holder <i>Cargo box rails required</i>	38.51
	BM23371	Box Mat	86.67
	BM23307	Cargo Box Power Lift	770.40
	BM23526	Cargo Box Rails	109.14
	BM23384	Cargo Box Wall Extensions <i>Requires cargo box rails. Not compatible with poly cab.</i>	329.56
	BM24094	Cargo Rack Screen	65.27
	BM23360	Front Rack <i>Requires Front Brushguard for mounting.</i>	241.81
	BM24200	Glove Box Lock	12.84
	LP37044	OPS Overhead Organizer - Black <i>Available through Order Zone</i>	In Catalog
	LP25929	Rhino Grip XL - Double <i>Requires cargo box rails. Available through Order Zone.</i>	In Catalog
	LP25928	Rhino Grip XL - Single <i>Requires cargo box rails. Available through Order Zone.</i>	In Catalog
	BM23385	Tire Rack <i>Requires cargo box rails.</i>	231.76
	BM23874	Underseat Storage	109.14
	BM24096	Vise Mount	53.50

JOHN DEERE COMMERCIAL PRODUCTS
MID-DUTY CROSSOVER UTILITY VEHICLES AND EQUIPMENT

XUV 550 S4 Olive & Black

Continued

CODE	ATTACHMENT IDENTIFIER	DESCRIPTION	SUGGESTED LIST PRICE USD (\$)
ATTACHMENTS FOR FIELD CONVERSION Continued...			
		Carts / Hitches:	
	LPPCT10LXATV	10AT Cart <i>Available through Order Zone</i>	In Catalog
	LPPCT17ATJD	17AT Cart <i>Available through Order Zone.</i>	In Catalog
	BM23363	2" Front Receiver Hitch and Recovery Loops	109.14
	LPUT21JD	21 Steel Utility Cart <i>Available through Order Zone</i>	In Catalog
	PM05101	Ball Mount - 1.875 in. (48mm)	See Parts
	PM05201	Ball Mount - 2 in. (51mm)	See Parts
	BM22290	Drawbar - 2 in. (51mm)	38.51
		Custom & High Performance:	
	BM23438	High Capacity Alternator	714.76
	BM24171	Over-Temperature Sensor Kit	53.50
	BM22703	Seat-Belt Comfort Strap (2) <i>Also compatible with Deluxe Cab.</i>	77.04
	BM24376	Speedometer Kit	109.14
	BM23379	Stereo and Speaker Kit <i>Includes mounting kit only; must choose one of the following three head units to have complete stereo:</i> <i>Radio, Heavy Duty AM / FM / WB / AUX (SWJHD1120)</i> <i>Radio, Heavy Duty AM / FM / WB / SAT / I-POD (SWJHD1620)</i> <i>Radio, AM / FM / WB / CD / AUX / SAT Ready (SWJHD3620)</i> <i>Must order head unit through Parts.</i>	660.19
		Lights / Signals:	
	BM23369	Backup Alarm	101.66
	BM24013	Beacon Light <i>Requires OPS Light Kit Switch Bank. Also requires Brake and Tail Light Installation Kit, if 4002 / 4003 option code is not selected, for brake light mounting; OR OPS Poly Roof for roof mounting.</i>	219.36
	BM24233	Brake and Tail Light Installation Kit <i>Required to mount Brake and Tail Light Kit.</i>	33.17
	BM24100	Brake and Tail Light Kit <i>Requires Brake and Tail Light Installation Kit.</i>	53.50
	BM23367	Deluxe Light Kit <i>Includes flashers, turn signals (front & rear), brake & tail lights, and back-up lights. Requires OPS Poly Roof for installation.</i>	384.13
	BM23442	Hella HID Sport Driving Lights <i>Requires OPS Light Kit Switch Bank for OPS or poly roof mounting, or Front Brushguard for bumper mounting.</i>	935.19

JOHN DEERE COMMERCIAL PRODUCTS
MID-DUTY CROSSOVER UTILITY VEHICLES AND EQUIPMENT

XUV 550 S4 Olive & Black

Continued

CODE	ATTACHMENT IDENTIFIER	DESCRIPTION	SUGGESTED LIST PRICE USD (\$)
		ATTACHMENTS FOR FIELD CONVERSION Continued...	
	BM24108	Hella Performance Spot Lights <i>Requires OPS Light Kit Switch Bank for OPS or poly roof mounting, or Front Brushguard for bumper mounting.</i>	343.47
	BM23370	Horn Kit	97.37
	BM24090	Long Range Light Kit <i>Requires OPS Light Kit Switch Bank for OPS or Poly Roof mounting; or Front Brushguard for bumper mounting.</i>	191.53
	BM24016	Mid-Range Light Kit <i>Requires OPS Light Kit Switch Bank. Compatible with OPS Poly Roofs or on the OPS alone. Can be mounted on the front or rear of the OPS or poly roof. Can not be used for rear mounting on XUV550 S4.</i>	123.06
	BM24273	Mid-Range Light Kit (rear XUV550 S4 Only) <i>Requires OPS Light Kit Switch Bank. Compatible with OPS Poly Roofs, or on the OPS alone.</i>	123.06
	BM24089	OPS Light Kit Switch Bank <i>Accommodates up to three separate OPS Light Kits.</i>	67.41
	BM23309	Protection: CV Guards	142.31
	BM23884	Floor Mat - S4 <i>Front and rear mats.</i>	163.71
	BM23365	Front Brushguard	329.56
	BM23394	Front Fender Guards <i>Requires Front Brushguard</i>	175.49
	BM23362	Rear Bumper	186.19
	LP37038	Vehicle Cover (S4) - Black <i>Available through Order Zone</i>	In Catalog
	LP37039	Vehicle Cover (S4) - Camo <i>Available through Order Zone</i>	In Catalog
	LP37042	Vehicle Cover (S4) - Transportable (Black) <i>Available through Order Zone</i>	In Catalog
	LP37043	Vehicle Cover (S4) - Transportable (Camo) <i>Available through Order Zone</i>	In Catalog
	LP39965	Sprayers / Pressure Washers: 25 Gallon Bed Sprayer <i>Available through Order Zone</i>	In Catalog
	LP39964	45 Gallon Bed Sprayer <i>Available through Order Zone</i>	In Catalog
	LP39098	45 Gallon High Performance Bed Sprayer <i>Available through Order Zone</i>	In Catalog

JOHN DEERE COMMERCIAL PRODUCTS
MID-DUTY CROSSOVER UTILITY VEHICLES AND EQUIPMENT

XUV 550 S4 Olive & Black

Continued

CODE	ATTACHMENT IDENTIFIER	DESCRIPTION	SUGGESTED LIST PRICE USD (\$)
		ATTACHMENTS FOR FIELD CONVERSION Continued...	
	LP20485	45 Gallon Tow-Behind Sprayer <i>Available through Order Zone</i>	In Catalog
	LP22885	HP 150 in. Precision Boom <i>Compatible with HP sprayers.</i> <i>Available through Order Zone.</i>	In Catalog
	LP39963	HP 45 Gallon Sprayer - Tow Behind <i>Available through Order Zone</i>	In Catalog
	LP22884	HP Boomless Nozzles <i>Compatible with HP sprayers.</i> <i>Available through Order Zone.</i>	In Catalog
	LP22911	HP Standard Gator Boom <i>Compatible with HP sprayers.</i> <i>Available through Order Zone.</i>	In Catalog
		Winch:	
	BM24019	Warn Winch (3,000 lbs) - S4 <i>Requires 2 In. Front Receiver Hitch with Recovery Loops for mounting.</i>	880.61
	BM21392	Winch Accessories Kit	129.47

JOHN DEERE COMMERCIAL PRODUCTS

MID-DUTY CROSSOVER UTILITY VEHICLES AND EQUIPMENT

XUV 550 S4 Green & Yellow

Equipment for Base Machine

ENGINE:	(IRS) with 8 inches (203mm)	Towing Capacity:
16 Engine HP*(570cc),	of travel	1,100 Lb (499kg)
Dynamically tuned carburetor	Integrated 2 In. Rear Receiver	CARGO BOX:
Two-cylinder, Air-cooled	19.7 ft. Turning Radius -- TBD	32.3 In. Long x 47.6 In. Wide x
4-Cycle Gasoline	Ground Clearance: 9.3 In.	11.7 In. Deep
Full Pressure Lubrication	(236 mm)	(82 cm x 120.9 cm x 29.7 cm)
System	FRAME/STYLED PARTS:	8.9 cu. ft (.25 cu.m) Capacity
Replaceable Single Dry-Type	Full, robotically welded frame	400 Lbs (181 kg) Box Capacity
Element Air Cleaner with	design	Tilting Box , Open from both
Remote Intake	Side frame rails for rock	sides
4.9 Gallon (18.5L) Fuel	sliding	Hinged (Bottom) Tailgate,
Capacity	OCCUPANT PROTECTION SYSTEM(OPS):	Removeable
Solid-state Ignition (12V)	1.75 In. (44.4 mm) Steel Tubular	CONVERTIBLE CARGO RACK:
Spark-arresting Muffler	Overhead Structure	23.5 In. Long x 38.8 In. Wide x
ELECTRICAL:	Multiple Passenger Handholds	8.1 In. Deep
Electric Start	3-pt. Seat Belts	(59.7cm x 98.6 cm x 20.6 cm)
16 Amp Regulated, 3-Phase	SAE J2194 & OSHA ROPS Certified	4.3 cu. ft (0.12 cu.m) Capacity
Alternator	OPERATOR STATION:	200 Lbs (90.7 kg) Rack Capacity
340 CCA Battery	Bench Seats	
Two 55 Watt Halogen	Hip Restraint Bars for Driver	
Headlights	and Passenger	
TRANSAXLE/TRANSMISSION:		
Continuously Variable	Sealed Glove Box	
Transmission	Sealed Storage Compartment Under	
Full Clutch Enclosure	Hood	
Two-speed Transaxle	Fuel Gauge	
Operator Selectable 4WD	Instrument Cluster - Hour Meter,	
28 mph (45 kph) Maximum	and Seat Belt	
Forward Speed	12v DC Outlet	
Selectable Four-Wheel	FRONTAL PROTECTION:	
Drive System	Integrated Front Bumper	
Front and Rear Hydraulic Disk	Accepts optional front	
Brakes with stainless steel	receiver, winch and brush guard	
rotors		
Foot-operated Park brake	DIMENSIONS(WITH OPS):	
Large diameter half shafts with	144 In. Long x 56.5 In.	
TPE boots	Wide x 74 In. High	
STEERING/SUSPENSION:	PAYLOAD CAPACITY	
Rack and Pinion Steering	1200 Lb (544 kg) Total Payload	
Independent Front Suspension	Capacity which Includes:	
(IRS) with 9 inches (229 mm)	200 Lb (91 kg) Driver,	
of travel	600 Lb (273 kg) Passenger, and	
Independent Rear Suspension	400 Lb (181 kg) in Cargo Box	

CODE	ATTACHMENT IDENTIFIER	DESCRIPTION	SUGGESTED LIST PRICE USD (\$)
------	-----------------------	-------------	-------------------------------

Select One Code From Each Required Category

BASE MACHINE

F.O.B. Janesville, Wisconsin

5150M	XUV 550 S4 Green & Yellow <i>Base Machine Suggested List Price Does Not Include \$500 USD Destination Charge.</i>	9,599.00
-------	--	----------

DESTINATION

0202	US / CANADA	In Base Price
0230	Australia/New Zealand	Same Price
0195	MEXICO	Same Price

JOHN DEERE COMMERCIAL PRODUCTS
MID-DUTY CROSSOVER UTILITY VEHICLES AND EQUIPMENT

XUV 550 S4 Green & Yellow

Continued

CODE	ATTACHMENT IDENTIFIER	DESCRIPTION	SUGGESTED LIST PRICE USD (\$)
DESTINATION Continued...			
0250		ALL OTHER COUNTRIES	Same Price
WHEELS WITH TIRES (FOUR)			
1000		Yellow Steel Wheels Terra Hawk All Terrain Tires	In Base Price
1001		Yellow Steel Wheels Ancla M-T Extreme Terrain Tire	Same Price
1002		Yellow Alloy Wheels Maxxis Bighorn Radial Tires	823.00
1003		Yellow Steel Wheels Directional Turf Tires	Same Price
CARGO BOX LIFT			
3003		Manual Lift	In Base Price
3004		Cargo Box Power Lift	720.00
OPS/BRAKE/TAILLIGHT			
4000		OPS <i>Must order 5110 option code when ordering 4000 option code.</i>	In Base Price
4002		OPS, XUV 550 with Brake/Tailight <i>Must order 5000 option code when ordering 4002 option code.</i>	50.00
PROTECTION/UTILITY AND PROTECTION PACKAGES			
5000		Protection Package Package Consists of: Front Brushguard, OPS S4 Black Poly Roof, Cargo Box Rail, 5 Gallon Pail Holder.	972.00
5100		Utility and Protection Package Package Consists of: Front Brushguard, OPS S4 Black Poly Roof, Cargo Box Rail, 5 Gallon Pail Holder, Rear Bumper, 2 In. Front Receiver Hitch.	1,267.00
5110		Less Utility and Protection Package	In Base Price
STORAGE			
6000		Front Seat Storage	102.00
6010		Less Front Seat Storage	In Base Price
ATTACHMENTS FOR FIELD CONVERSION			
Cabs/Roofs/Windshields:			
BM23373		OPS Full No-Scratch Windshield	531.79
BM23358		OPS Full Poly Windshield	362.73
BM23376		OPS Glass Windshield w/ Wiper	714.76
BM23375		OPS Half Poly Windshield	241.81

JOHN DEERE COMMERCIAL PRODUCTS
MID-DUTY CROSSOVER UTILITY VEHICLES AND EQUIPMENT

XUV 550 S4 Green & Yellow

Continued

CODE	ATTACHMENT IDENTIFIER	DESCRIPTION	SUGGESTED LIST PRICE USD (\$)
		ATTACHMENTS FOR FIELD CONVERSION Continued...	
	BM24114	OPS Poly Cab - S4 <i>Includes front and rear doors, and rear panel. OPS Poly Roof and Windshield sold separately.</i>	4,297.11
	BM23398	OPS S4 Poly Roof - Black	494.34
	LP10314	OPS Side Mirror - Left <i>Available through Order Zone</i>	In Catalog
	LP10315	OPS Side Mirror - Right <i>Available through Order Zone</i>	In Catalog
	LP37048	OPS Soft Roof (S4) - Black <i>Available through Order Zone</i>	In Catalog
	BM24687	Replacement OPS Kit XUV 550 S4 <i>Includes Front and Rear OPS.</i>	765.06
		Cargo Box Options / Storage:	
	BM23849	5 Gallon Pail Holder <i>Cargo box rails required</i>	38.51
	BM23371	Box Mat	86.67
	BM23307	Cargo Box Power Lift	770.40
	BM23526	Cargo Box Rails	109.14
	BM23384	Cargo Box Wall Extensions <i>Requires cargo box rails. Not compatible with poly cab.</i>	329.56
	BM24094	Cargo Rack Screen	65.27
	BM23360	Front Rack <i>Requires Front Brushguard for mounting.</i>	241.81
	BM24200	Glove Box Lock	12.84
	LP37044	OPS Overhead Organizer - Black <i>Available through Order Zone</i>	In Catalog
	LP25929	Rhino Grip XL - Double <i>Requires cargo box rails. Available through Order Zone.</i>	In Catalog
	LP25928	Rhino Grip XL - Single <i>Requires cargo box rails. Available through Order Zone.</i>	In Catalog
	BM23385	Tire Rack <i>Requires cargo box rails.</i>	231.76
	BM23874	Underseat Storage	109.14
	BM24096	Vise Mount	53.50

JOHN DEERE COMMERCIAL PRODUCTS
MID-DUTY CROSSOVER UTILITY VEHICLES AND EQUIPMENT

XUV 550 S4 Green & Yellow

Continued

CODE	ATTACHMENT IDENTIFIER	DESCRIPTION	SUGGESTED LIST PRICE USD (\$)
ATTACHMENTS FOR FIELD CONVERSION Continued...			
		Carts / Hitches:	
	LPPCT10LXATV	10AT Cart <i>Available through Order Zone</i>	In Catalog
	LPPCT17ATJD	17AT Cart <i>Available through Order Zone.</i>	In Catalog
	BM23363	2" Front Receiver Hitch and Recovery Loops	109.14
	LPUT21JD	21 Steel Utility Cart <i>Available through Order Zone</i>	In Catalog
	PM05101	Ball Mount - 1.875 in. (48mm)	See Parts
	PM05201	Ball Mount - 2 in. (51mm)	See Parts
	BM22290	Drawbar - 2 in. (51mm)	38.51
		Custom & High Performance:	
	BM23438	High Capacity Alternator	714.76
	BM24171	Over-Temperature Sensor Kit	53.50
	BM22703	Seat-Belt Comfort Strap (2) <i>Also compatible with Deluxe Cab.</i>	77.04
	BM24376	Speedometer Kit	109.14
	BM23379	Stereo and Speaker Kit <i>Includes mounting kit only; must choose one of the following three head units to have complete stereo:</i> <i>Radio, Heavy Duty AM / FM / WB / AUX (SWJHD1120)</i> <i>Radio, Heavy Duty AM / FM / WB / SAT / I-POD (SWJHD1620)</i> <i>Radio, AM / FM / WB / CD / AUX / SAT Ready (SWJHD3620)</i> <i>Must order head unit through Parts.</i>	660.19
		Lights / Signals:	
	BM23369	Backup Alarm	101.66
	BM24013	Beacon Light <i>Requires OPS Light Kit Switch Bank. Also requires Brake and Tail Light Installation Kit, if 4002 / 4003 option code is not selected, for brake light mounting; OR OPS Poly Roof for roof mounting.</i>	219.36
	BM24233	Brake and Tail Light Installation Kit <i>Required to mount Brake and Tail Light Kit.</i>	33.17
	BM24100	Brake and Tail Light Kit <i>Requires Brake and Tail Light Installation Kit.</i>	53.50
	BM23367	Deluxe Light Kit <i>Includes flashers, turn signals (front & rear), brake & tail lights, and back-up lights. Requires OPS Poly Roof for installation.</i>	384.13
	BM23442	Hella HID Sport Driving Lights <i>Requires OPS Light Kit Switch Bank for OPS or poly roof mounting, or Front Brushguard for bumper mounting.</i>	935.19

JOHN DEERE COMMERCIAL PRODUCTS
MID-DUTY CROSSOVER UTILITY VEHICLES AND EQUIPMENT

XUV 550 S4 Green & Yellow

Continued

CODE	ATTACHMENT IDENTIFIER	DESCRIPTION	SUGGESTED LIST PRICE USD (\$)
		ATTACHMENTS FOR FIELD CONVERSION Continued...	
	BM24108	Hella Performance Spot Lights <i>Requires OPS Light Kit Switch Bank for OPS or poly roof mounting, or Front Brushguard for bumper mounting.</i>	343.47
	BM23370	Horn Kit	97.37
	BM24090	Long Range Light Kit <i>Requires OPS Light Kit Switch Bank for OPS or Poly Roof mounting; or Front Brushguard for bumper mounting.</i>	191.53
	BM24016	Mid-Range Light Kit <i>Requires OPS Light Kit Switch Bank. Compatible with OPS Poly Roofs or on the OPS alone. Can be mounted on the front or rear of the OPS or poly roof. Can not be used for rear mounting on XUV550 S4.</i>	123.06
	BM24273	Mid-Range Light Kit (rear XUV550 S4 Only) <i>Requires OPS Light Kit Switch Bank. Compatible with OPS Poly Roofs, or on the OPS alone.</i>	123.06
	BM24089	OPS Light Kit Switch Bank <i>Accommodates up to three separate OPS Light Kits.</i>	67.41
	BM23309	Protection: CV Guards	142.31
	BM23884	Floor Mat - S4 <i>Front and rear mats.</i>	163.71
	BM23365	Front Brushguard	329.56
	BM23394	Front Fender Guards <i>Requires Front Brushguard</i>	175.49
	BM23362	Rear Bumper	186.19
	LP37038	Vehicle Cover (S4) - Black <i>Available through Order Zone</i>	In Catalog
	LP37039	Vehicle Cover (S4) - Camo <i>Available through Order Zone</i>	In Catalog
	LP37042	Vehicle Cover (S4) - Transportable (Black) <i>Available through Order Zone</i>	In Catalog
	LP37043	Vehicle Cover (S4) - Transportable (Camo) <i>Available through Order Zone</i>	In Catalog
	LP39965	Sprayers / Pressure Washers: 25 Gallon Bed Sprayer <i>Available through Order Zone</i>	In Catalog
	LP39964	45 Gallon Bed Sprayer <i>Available through Order Zone</i>	In Catalog
	LP39098	45 Gallon High Performance Bed Sprayer <i>Available through Order Zone</i>	In Catalog

JOHN DEERE COMMERCIAL PRODUCTS
MID-DUTY CROSSOVER UTILITY VEHICLES AND EQUIPMENT

XUV 550 S4 Green & Yellow

Continued

CODE	ATTACHMENT IDENTIFIER	DESCRIPTION	SUGGESTED LIST PRICE USD (\$)
		ATTACHMENTS FOR FIELD CONVERSION Continued...	
	LP20485	45 Gallon Tow-Behind Sprayer <i>Available through Order Zone</i>	In Catalog
	LP22885	HP 150 in. Precision Boom <i>Compatible with HP sprayers. Available through Order Zone.</i>	In Catalog
	LP39963	HP 45 Gallon Sprayer - Tow Behind <i>Available through Order Zone</i>	In Catalog
	LP22884	HP Boomless Nozzles <i>Compatible with HP sprayers. Available through Order Zone.</i>	In Catalog
	LP22911	HP Standard Gator Boom <i>Compatible with HP sprayers. Available through Order Zone.</i>	In Catalog
		Winch:	
	BM24019	Warn Winch (3,000 lbs) - S4 <i>Requires 2 In. Front Receiver Hitch with Recovery Loops for mounting.</i>	880.61
	BM21392	Winch Accessories Kit	129.47

JOHN DEERE COMMERCIAL PRODUCTS

MID-DUTY CROSSOVER UTILITY VEHICLES AND EQUIPMENT

XUV 550 S4 Camo Equipment for Base Machine

ENGINE: 16 Engine HP*(570cc), Dynamically tuned carburetor Two-cylinder, Air-cooled 4-Cycle Gasoline Full Pressure Lubrication System Replaceable Single Dry-Type Element Air Cleaner with Remote Intake 4.9 Gallon (18.5L) Fuel Capacity Solid-state Ignition (12V) Spark-arresting Muffler ELECTRICAL: Electric Start 16 Amp Regulated, 3-Phase Alternator 340 CCA Battery Two 55 Watt Halogen Headlights TRANSAXLE/TRANSMISSION: Continuously Variable Transmission Full Clutch Enclosure Two-speed Transaxle Operator Selectable 4WD 28 mph (45 kph) Maximum Forward Speed Selectable Four-Wheel Drive System Front and Rear Hydraulic Disk Brakes with stainless steel rotors Foot-operated Park brake Large diameter half shafts with TPE boots STEERING/SUSPENSION: Rack and Pinion Steering Independent Front Suspension (IRS) with 9 inches (229 mm) of travel Independent Rear Suspension	(IRS) with 8 inches (203mm) of travel Integrated 2 In. Rear Receiver 19.7 ft. Turning Radius -- TBD Ground Clearance: 9.3 In. (236 mm) FRAME/STYLED PARTS: Full, robotically welded frame design Side frame rails for rock sliding OCCUPANT PROTECTION SYSTEM(OPS): 1.75 In. (44.4 mm) Steel Tubular Overhead Structure Multiple Passenger Handholds 3-pt. Seat Belts SAE J2194 & OSHA ROPS Certified OPERATOR STATION: Bench Seats Hip Restraint Bars for Driver and Passenger Sealed Glove Box Sealed Storage Compartment Under Hood Fuel Gauge Instrument Cluster - Hour Meter, and Seat Belt 12v DC Outlet FRONTAL PROTECTION: Integrated Front Bumper Accepts optional front receiver, winch and brush guard DIMENSIONS(WITH OPS): 144 In. Long x 56.5 In. Wide x 74 In. High PAYLOAD CAPACITY 1200 Lb (544 kg) Total Payload Capacity which Includes: 200 Lb (91 kg) Driver, 600 Lb (273 kg) Passenger, and 400 Lb (181 kg) in Cargo Box	Towing Capacity: 1,100 Lb (499kg) CARGO BOX: 32.3 In. Long x 47.6 In. Wide x 11.7 In. Deep (82 cm x 120.9 cm x 29.7 cm) 8.9 cu. ft (.25 cu.m) Capacity 400 Lbs (181 kg) Box Capacity Tilting Box , Open from both sides Hinged (Bottom) Tailgate, Removeable CONVERTIBLE CARGO RACK: 23.5 In. Long x 38.8 In. Wide x 8.1 In. Deep (59.7cm x 98.6 cm x 20.6 cm) 4.3 cu. ft (0.12 cu.m) Capacity 200 Lbs (90.7 kg) Rack Capacity TIRES: Front: 25x8-12 Terra Hawk (All Terrain Tires) Rear: 25x10-12 Terra Hawk (All Terrain Tires) SAFETY VIDEO TAPE: Safety and Operational DVD Operators Manual *Engine HP is Provided by the Engine Manufacturer to be Used for Comparison Purposes Only, Actual Operating HP will be Less.
---	--	---

CODE	ATTACHMENT IDENTIFIER	DESCRIPTION	SUGGESTED LIST PRICE USD (\$)
------	--------------------------	-------------	-------------------------------------

Select One Code From Each Required Category

BASE MACHINE

F.O.B. Janesville, Wisconsin

5152M	XUV 550 S4 Camo <i>Base Machine Suggested List Price Does Not Include \$500 USD Destination Charge.</i>	10,149.00
-------	--	-----------

DESTINATION

0202	US / CANADA	In Base Price
0230	Australia/New Zealand	Same Price
0195	MEXICO	Same Price

JOHN DEERE COMMERCIAL PRODUCTS
MID-DUTY CROSSOVER UTILITY VEHICLES AND EQUIPMENT

XUV 550 S4 Camo

Continued

CODE	ATTACHMENT IDENTIFIER	DESCRIPTION	SUGGESTED LIST PRICE USD (\$)
0250		DESTINATION Continued... ALL OTHER COUNTRIES	Same Price
WHEELS WITH TIRES (FOUR)			
1004		Black Steel Wheels Ancla M-T Extreme Terrain Tire	In Base Price
1005		Black Alloy Wheels Maxxis Bighorn Radical	823.00
1006		Silver Alloy Wheels Maxxis Bighorn Radial Tires	823.00
CARGO BOX LIFT			
3003		Manual Lift	In Base Price
3004		Cargo Box Power Lift	720.00
OPS/REAR SCREEN/BRAKE/TAILLIGHT			
4000		OPS	In Base Price
4002		OPS, XUV 550 with Brake/Tailight	50.00
PROTECTION/UTILITY AND PROTECTION PACKAGES			
5000		Protection Package Package Consists of: Front Brushguard, OPS S4 Black Poly Roof, Cargo Box Rail, 5 Gallon Pail Holder.	972.00
5100		Utility and Protection Package Package Consists of: Front Brushguard, OPS S4 Black Poly Roof, Cargo Box Rail , 5 Gallon Pail Holder, Rear Bumper, 2 In. Front Receiver Hitch.	1,267.00
5110		Less Utility and Protection Package	In Base Price
STORAGE			
6000		Front Seat Storage	102.00
6010		Less Front Seat Storage	In Base Price
Miscellaneous Items			
9435		Spanish North American Kit: Spanish North American Operator's Manual and Decal Kit	No Charge
ATTACHMENTS FOR FIELD CONVERSION			
		Cabs/Roofs/Windshields:	
BM23373		OPS Full No-Scratch Windshield	531.79
BM23358		OPS Full Poly Windshield	362.73
BM23376		OPS Glass Windshield w/ Wiper	714.76
BM23375		OPS Half Poly Windshield	241.81

JOHN DEERE COMMERCIAL PRODUCTS
MID-DUTY CROSSOVER UTILITY VEHICLES AND EQUIPMENT

XUV 550 S4 Camo

Continued

CODE	ATTACHMENT IDENTIFIER	DESCRIPTION	SUGGESTED LIST PRICE USD (\$)
		ATTACHMENTS FOR FIELD CONVERSION Continued...	
	BM24114	OPS Poly Cab - S4 <i>Includes front and rear doors, and rear panel. OPS Poly Roof and Windshield sold separately.</i>	4,297.11
	BM23398	OPS S4 Poly Roof - Black	494.34
	LP10314	OPS Side Mirror - Left <i>Available through Order Zone</i>	In Catalog
	LP10315	OPS Side Mirror - Right <i>Available through Order Zone</i>	In Catalog
	LP37048	OPS Soft Roof (S4) - Black <i>Available through Order Zone</i>	In Catalog
	LP37049	OPS Soft Roof (S4) - Camo <i>Available through Order Zone</i>	In Catalog
	BM24687	Replacement OPS Kit XUV 550 S4 <i>Includes Front and Rear OPS.</i>	765.06
		Cargo Box Options / Storage:	
	BM23849	5 Gallon Pail Holder <i>Cargo box rails required</i>	38.51
	BM23371	Box Mat	86.67
	BM23307	Cargo Box Power Lift	770.40
	BM23526	Cargo Box Rails	109.14
	BM23384	Cargo Box Wall Extensions <i>Requires cargo box rails. Not compatible with poly cab.</i>	329.56
	BM24094	Cargo Rack Screen	65.27
	BM23360	Front Rack <i>Requires Front Brushguard for mounting.</i>	241.81
	BM24200	Glove Box Lock	12.84
	LP37044	OPS Overhead Organizer - Black <i>Available through Order Zone</i>	In Catalog
	LP37045	OPS Overhead Organizer - Camo <i>Available through Order Zone</i>	In Catalog
	LP25929	Rhino Grip XL - Double <i>Requires cargo box rails. Available through Order Zone.</i>	In Catalog
	LP25928	Rhino Grip XL - Single <i>Requires cargo box rails. Available through Order Zone.</i>	In Catalog
	BM23385	Tire Rack <i>Requires cargo box rails.</i>	231.76

JOHN DEERE COMMERCIAL PRODUCTS
MID-DUTY CROSSOVER UTILITY VEHICLES AND EQUIPMENT

XUV 550 S4 Camo

Continued

CODE	ATTACHMENT IDENTIFIER	DESCRIPTION	SUGGESTED LIST PRICE USD (\$)
		ATTACHMENTS FOR FIELD CONVERSION Continued...	
	BM23874	Underseat Storage	109.14
	BM24096	Vise Mount	53.50
		Carts / Hitches:	
	LPPCT10LXATV	10AT Cart <i>Available through Order Zone</i>	In Catalog
	LPPCT17ATJD	17AT Cart <i>Available through Order Zone.</i>	In Catalog
	BM23363	2" Front Receiver Hitch and Recovery Loops	109.14
	LPUT21JD	21 Steel Utility Cart <i>Available through Order Zone</i>	In Catalog
	PM05101	Ball Mount - 1.875 in. (48mm)	See Parts
	PM05201	Ball Mount - 2 in. (51mm)	See Parts
	BM22290	Drawbar - 2 in. (51mm)	38.51
		Custom & High Performance:	
	BM23438	High Capacity Alternator	714.76
	BM24171	Over-Temperature Sensor Kit	53.50
	BM22703	Seat-Belt Comfort Strap (2) <i>Also compatible with Deluxe Cab.</i>	77.04
	BM24376	Speedometer Kit	109.14
	BM23379	Stereo and Speaker Kit <i>Includes mounting kit only; must choose one of the following three head units to have complete stereo:</i> <i>Radio, Heavy Duty AM / FM / WB / AUX (SWJHD1120)</i> <i>Radio, Heavy Duty AM / FM / WB / SAT / I-POD (SWJHD1620)</i> <i>Radio, AM / FM / WB / CD / AUX / SAT Ready (SWJHD3620)</i> <i>Must order head unit through Parts.</i>	660.19
		Lights / Signals:	
	BM23369	Backup Alarm	101.66
	BM24013	Beacon Light <i>Requires OPS Light Kit Switch Bank. Also requires Brake and Tail Light Installation Kit, if 4002 / 4003 option code is not selected, for brake light mounting; OR OPS Poly Roof for roof mounting.</i>	219.36
	BM24233	Brake and Tail Light Installation Kit <i>Required to mount Brake and Tail Light Kit.</i>	33.17
	BM24100	Brake and Tail Light Kit <i>Requires Brake and Tail Light Installation Kit.</i>	53.50
	BM23367	Deluxe Light Kit <i>Includes flashers, turn signals (front & rear), brake & tail lights, and back-up lights. Requires OPS Poly Roof for installation.</i>	384.13

JOHN DEERE COMMERCIAL PRODUCTS
MID-DUTY CROSSOVER UTILITY VEHICLES AND EQUIPMENT

XUV 550 S4 Camo

Continued

CODE	ATTACHMENT IDENTIFIER	DESCRIPTION	SUGGESTED LIST PRICE USD (\$)
		ATTACHMENTS FOR FIELD CONVERSION Continued...	
	BM23442	Hella HID Sport Driving Lights <i>Requires OPS Light Kit Switch Bank for OPS or poly roof mounting, or Front Brushguard for bumper mounting.</i>	935.19
	BM24108	Hella Performance Spot Lights <i>Requires OPS Light Kit Switch Bank for OPS or poly roof mounting, or Front Brushguard for bumper mounting.</i>	343.47
	BM23370	Horn Kit	97.37
	BM24090	Long Range Light Kit <i>Requires OPS Light Kit Switch Bank for OPS or Poly Roof mounting; or Front Brushguard for bumper mounting.</i>	191.53
	BM24016	Mid-Range Light Kit <i>Requires OPS Light Kit Switch Bank. Compatible with OPS Poly Roofs or on the OPS alone. Can be mounted on the front or rear of the OPS or poly roof. Can not be used for rear mounting on XUV550 S4.</i>	123.06
	BM24273	Mid-Range Light Kit (rear XUV550 S4 Only) <i>Requires OPS Light Kit Switch Bank. Compatible with OPS Poly Roofs, or on the OPS alone.</i>	123.06
	BM24089	OPS Light Kit Switch Bank <i>Accommodates up to three separate OPS Light Kits.</i>	67.41
	BM23309	Protection: CV Guards	142.31
	BM23884	Floor Mat - S4 <i>Front and rear mats.</i>	163.71
	BM23365	Front Brushguard	329.56
	BM23394	Front Fender Guards <i>Requires Front Brushguard</i>	175.49
	BM23362	Rear Bumper	186.19
	LP37038	Vehicle Cover (S4) - Black <i>Available through Order Zone</i>	In Catalog
	LP37039	Vehicle Cover (S4) - Camo <i>Available through Order Zone</i>	In Catalog
	LP37042	Vehicle Cover (S4) - Transportable (Black) <i>Available through Order Zone</i>	In Catalog
	LP37043	Vehicle Cover (S4) - Transportable (Camo) <i>Available through Order Zone</i>	In Catalog
	LP39965	Sprayers / Pressure Washers: 25 Gallon Bed Sprayer <i>Available through Order Zone</i>	In Catalog
	LP39964	45 Gallon Bed Sprayer <i>Available through Order Zone</i>	In Catalog

JOHN DEERE COMMERCIAL PRODUCTS
MID-DUTY CROSSOVER UTILITY VEHICLES AND EQUIPMENT

XUV 550 S4 Camo

Continued

CODE	ATTACHMENT IDENTIFIER	DESCRIPTION	SUGGESTED LIST PRICE USD (\$)
		ATTACHMENTS FOR FIELD CONVERSION Continued...	
	LP39098	45 Gallon High Performance Bed Sprayer <i>Available through Order Zone</i>	In Catalog
	LP20485	45 Gallon Tow-Behind Sprayer <i>Available through Order Zone</i>	In Catalog
	LP22885	HP 150 in. Precision Boom <i>Compatible with HP sprayers.</i> <i>Available through Order Zone.</i>	In Catalog
	LP39963	HP 45 Gallon Sprayer - Tow Behind <i>Available through Order Zone</i>	In Catalog
	LP22884	HP Boomless Nozzles <i>Compatible with HP sprayers.</i> <i>Available through Order Zone.</i>	In Catalog
	LP22911	HP Standard Gator Boom <i>Compatible with HP sprayers.</i> <i>Available through Order Zone.</i>	In Catalog
		Winch:	
	BM24019	Warn Winch (3,000 lbs) - S4 <i>Requires 2 In. Front Receiver Hitch with Recovery Loops for mounting.</i>	880.61
	BM21392	Winch Accessories Kit	129.47

SERVICE CONTRACTS - RESIDENTIAL OWNERS/USE

Visit <http://www.JohnDeere.com/ServicePlans> for more information on John Deere Service Contracts. May not be Available in Parts of the U.S., Not Available in Canada. Price may vary due to driving distance and/or time from machine to dealership location.

John Deere Extended Service Plan - 2-Year Option <i>Available for T-Series, HPX and XUV utility vehicles only.)</i> <i>2-year extended service plan. (1 year of extended service protection);</i> <i>2-years of warranty transportation.</i>	399.99
---	--------

John Deere Extended Service Plan - 3-Year Option <i>3-year extended service plan. (2 years of extended service protection);</i> <i>3-years of warranty transportation.</i>	569.99
--	--------

JOHN DEERE COMMERCIAL PRODUCTS
MID-DUTY CROSSOVER UTILITY VEHICLES AND EQUIPMENT

Standard-Duty 66 In. Front Blade
(For XUV 550 and XUV 550 S4)
Equipment for Base Machine

66 In Wide Straight Blade
Five-Position Manual Angling
Two Adjusting Skid Shoes
Trip Protection
Replaceable Cutting Edge

CODE	ATTACHMENT IDENTIFIER	DESCRIPTION	SUGGESTED LIST PRICE USD (\$)
------	--------------------------	-------------	-------------------------------------

Select One Code From Each Required Category

BASE MACHINE

8017M		Standard-Duty 66 In. Front Blade (For XUV 550 and XUV 550 S4) <i>Includes Front Blade, Lift Arms, and Lift Components. A winch is needed for blade lift operations and 2 in. front receiver hitch with recovery loops needed for mounting.</i>	1,080.00
-------	--	--	----------

ATTACHMENTS FOR FIELD CONVERSION

	Carts / Hitches:		
BM23363	2" Front Receiver Hitch and Recovery Loops		109.14
	Miscellaneous:		
BM23029	Plow Markers		38.51
	Winch:		
BM24019	Warn Winch (3,000 lbs) - S4 <i>Requires 2 In. Front Receiver Hitch with Recovery Loops for mounting.</i>		880.61
BM24437	Warn Winch (3000 lbs) <i>Requires 2 In. Front Receiver Hitch with Recovery Loops for mounting.</i>		770.40

JOHN DEERE COMMERCIAL PRODUCTS

HEAVY-DUTY CROSSOVER UTILITY VEHICLES AND EQUIPMENT

XUV 625i Green & Yellow

Equipment for Base Machine

ENGINE:	(IRS) with 8 inches (203mm)	116 In. Long x 62 In.
22.5 Engine HP*(617cc),	of travel	Wide x 75 In. High
Electronic Fuel Injection	Independent Rear Suspension	PAYLOAD CAPACITY:
(EFI)	(IRS) with 9 inches (228.6mm)	1,400 Lb (635 kg) Total Payload
Two-cylinder, Liquid-cooled,	of travel	Capacity which Includes:
4-Cycle Gasoline	Integrated 2" Rear Receiver	200 Lb (91 kg) Driver,
Full Pressure Lubrication	12.4 ft. Turning Radius	200 Lb (91 kg) Passenger, and
System	Ground Clearance: 11 In.	1000 Lb (454 kg) in Cargo Box
Replaceable Single Dry-Type	(267 mm)	Towing Capacity:
Element Air Cleaner with	Ground Clearance	1,500 Lb (680kg)
Remote Intake	(Under Foot Platform):	CARGO BOX:
7.0 Gallon (26.49L) Fuel	12.25 In (311 mm)	45 In. Long x 52 In. Wide x
Capacity	FRAME/STYLED PARTS:	12 In. Dee
Solid-state Ignition (12V)	Hydroform Technology Frame	(1,143mm x 1321mm x 305mm)
Spark-arresting Muffler	PC/ASA (JDLOY) Hood and Fenders	16.4 cu. ft (.46 cu.m) Capacity
ELECTRICAL:	OCCUPANT PROTECTION SYSTEM(OPS):	1000 Lbs (454 kg) Box Capacity
Electric Start	1.75 In. (44.4 mm) Steel Tubular	Tilting Box
25.5 Amp Regulated, 3-Phase	Overhead Structure	Hinged (Bottom) Tailgate
Alternator	Multiple Passenger Handholds	Load Guard
340 CCA Battery	3-pt. Seat Belts	TIRES:
Two 37.5 Watt Halogen	SAE J2194 & OSHA ROPS Certified	Front: 26x9-12 Ancla XT
Headlights	OPERATOR STATION:	(Extreme Terrain Tires)
TRANSAXLE/TRANSMISSION:	High-back Bucket Seats	Rear: 26x11-12 Ancla XT
Continuously Variable	7 In. (178 mm) Slide Rail	(Extreme Terrain Tires)
Transmission	Adjustment on Driver's Seat	SAFETY VIDEO TAPE:
Full Clutch Enclosure	Hip Restraint Bars for Driver	Safety and Operational DVD
Two-speed Transaxle	and Passenger	Operators Manual
Operator Selectable 4WD	Passenger Grab Handles	*Engine HP is Provided by the
30 mph (48 kph) Maximum	Glove Box	Engine Manufacturer to be Used
Forward Speed	Storage Compartment Under Hood	for Comparison Purposes Only,
On-demand True Four-Wheel	Two Cup Holders	Actual Operating HP will be
Drive System	Instrument gauge with 4	Less.
Auto Locking Front Differential	wheel-drive indicator, RPM,	
Traction Assist	MPH/KPH, time of day, fuel	
Front and Rear Hydraulic Disk	level, total miles and hour	
Brakes	meters	
Hand-operated Sealed Wet Disk	12v DC Outlet	
Park brake	FRONTAL PROTECTION:	
1.3 In. (27mm) Forged Rear Axles	Heavy-Duty Front Bumper	
STEERING/SUSPENSION:	Integrated 2 Inch Front Receiver	
Rack and Pinion Steering	Hitch	
Independent Front Suspension	DIMENSIONS(WITH OPS):	

CODE	ATTACHMENT IDENTIFIER	DESCRIPTION	SUGGESTED LIST PRICE USD (\$)
------	-----------------------	-------------	-------------------------------

Select One Code From Each Required Category

BASE MACHINE

F.O.B. Janesville, Wisconsin

3946M	XUV 625i Green & Yellow Base Machine Suggested List Price Does Not Include \$400 USD Destination Charge.	10,499.00
-------	---	-----------

DESTINATION

0202	US/Canada	In Base Price
0230	Australia/New Zealand	Same Price
0195	Mexico	Same Price
0250	All Other Countries	Same Price

JOHN DEERE COMMERCIAL PRODUCTS
HEAVY-DUTY CROSSOVER UTILITY VEHICLES AND EQUIPMENT

XUV 625i Green & Yellow
Continued

CODE	ATTACHMENT IDENTIFIER	DESCRIPTION	SUGGESTED LIST PRICE USD (\$)
DESTINATION Continued...			
WHEELS WITH TIRES (FOUR)			
1000		Yellow Steel Wheels Terra Hawk All Terrain Tires	Same Price
1001		Yellow Steel Wheels Ancla M-T Extreme Terrain Tire	In Base Price
1002		Yellow Alloy Wheels Maxxis Bighorn Radial Tires	823.00
DRIVER SEAT			
2000		21 In. Standard XUV HB Seat - Yellow	In Base Price
2001		Bench Seat - Yellow	Same Price
2002		High Performance Sport Seat - Black	296.00
DELUXE CARGO BOX			
3000		Deluxe Cargo Box - with Paint	In Base Price
3001		Deluxe Cargo Box - with Polyurea	264.00
3002		Deluxe Cargo Box with Polyurea Liner, Brake, Tail, Reverse Lights & Light Protector	496.00
OVERHEAD PROTECTION STRUCTURES (OPS)			
4000		OPS	In Base Price
4002		Deluxe Cab Frame/Including Windshield, Wiper, Electrical Kit and Rear Window	2,368.00
4008		OPS with Black Poly Roof	416.00
POWER AND FRONT PROTECTION PACKAGE			
5000		Power and Front Protection Package Package Consists of: Power Lift, Heavy Duty Front Brushguard, Heavy Duty Front Fender Guard, Floor Mats <i>Package Priced at 10% discount.</i>	1,261.00
5010		Manual Lift <i>Must order 5010 option code when ordering 6000 option code.</i>	In Base Price
REAR PROTECTION PACKAGE			
5100		Rear Protection Package Package Consists of: Rear Bumper, Bed Mat, Cargo Box Heavy Duty Fender Guards <i>Package Priced at 10% discount.</i>	494.00
5110		Less Rear Protection Package	In Base Price
FRONT BRUSH GUARD			
6000		Heavy Duty Front Brushguard	233.00
6010		Less Front Brush Guard <i>Must order 6010 option code when ordering 5000 option code.</i>	In Base Price

JOHN DEERE COMMERCIAL PRODUCTS
HEAVY-DUTY CROSSOVER UTILITY VEHICLES AND EQUIPMENT

XUV 625i Green & Yellow
Continued

CODE	ATTACHMENT IDENTIFIER	DESCRIPTION	SUGGESTED LIST PRICE USD (\$)
MUFFLER			
6100		Standard Muffler	In Base Price
HOOD RACK			
6300		Front Hood Rack XUV <i>Must order 5000 or 6000 option code when ordering 6300 option code.</i>	226.00
6310		Less Front Hood Rack XUV <i>Must order 6310 option code when ordering 4002 option code.</i>	In Base Price
Attachments-Order as Desired			
9435		Spanish North American Kit: Spanish North American Operator's Manual and Decal Kit	No Charge
ATTACHMENTS FOR FIELD CONVERSION			
		Blades:	
LP25355		Heavy Duty POWERtach Blade - 72" <i>Available through Order Zone</i>	In Catalog
LPPK140		POWERtach Deflector Shield <i>Available through Order Zone</i>	In Catalog
LPPK120		POWERtach Markers <i>Available through Order Zone</i>	In Catalog
LPPWBK72		POWERtach Poly Wear Bar <i>Available through Order Zone</i>	In Catalog
LPPK150		POWERtach Rubber Squeegee <i>Available through Order Zone</i>	In Catalog
LPPK160		POWERtach Skid Shoes <i>Available through Order Zone</i>	In Catalog
		Cabs/Roofs/Windshields:	
BM23768		Air Cleaner Relocation Kit (Gas) <i>Quiet Cab Kit for Deluxe Cab. Requires Noise Reduction Kit. Can also be used with Poly Cab for noise reduction.</i>	11.77
BM23608		Cab Heater <i>Requires Cab Heater Fitting Kit.</i>	1,130.99
VGB10547		Cab Heater Fitting Kit	142.31
BM23498		Deluxe Cab Frame <i>Requires Seat Belt Kit, Glass Door Kit, Glass Windshield with Wiper, and Rear Window Kit to complete full Deluxe Cab.</i>	1,443.43
VGB10505		Electrical Kit <i>Required for field installed Deluxe cabs.</i>	94.16
BM24560		Glass Door Kit - Deluxe Cab	2,427.83
BM23507		Glass Windshield with Wiper - Deluxe Cab	874.19

JOHN DEERE COMMERCIAL PRODUCTS
HEAVY-DUTY CROSSOVER UTILITY VEHICLES AND EQUIPMENT

XUV 625i Green & Yellow

Continued

CODE	ATTACHMENT IDENTIFIER	DESCRIPTION	SUGGESTED LIST PRICE USD (\$)
		ATTACHMENTS FOR FIELD CONVERSION Continued...	
	BM21656	Interior Light Kit - Deluxe Cab <i>Requires Electrical Kit.</i>	58.86
	BM23750	Noise Reduction Kit (Gas & Diesel) <i>Quiet Cab Kit for Deluxe Cab. Requires Air Cleaner Relocation Kit.</i>	373.43
	BM23742	OPS Full No-Scratch Windshield <i>Not compatible with Deluxe Cab Frame. Compatible with poly cab.</i>	531.79
	BM23741	OPS Full Poly Windshield <i>Not compatible with Deluxe Cab Frame. Compatible with poly cab.</i>	423.71
	BM23743	OPS Glass Windshield with Wiper <i>Not compatible with Deluxe Cab Frame. Compatible with poly cab.</i>	874.19
	BM23740	OPS Half Poly Windshield <i>Not compatible with Deluxe Cab Frame.</i>	339.19
	BM24115	OPS Poly Roof - Black	445.11
	BM24561	OPS Rear Panel <i>Part of the Poly cab, or can be mounted on the OPS alone. Requires full windshield, poly cab doors, and poly roof to complete poly cab.</i>	502.90
	LP10314	OPS Side Mirror - Left <i>Available through Order Zone.</i>	In Catalog
	LP10315	OPS Side Mirror - Right <i>Available through Order Zone.</i>	In Catalog
	LP93127	OPS Soft Roof - Black <i>Available through Order Zone</i>	In Catalog
	BM24117	Poly Cab Doors <i>Includes left and right doors, with side mirrors. Requires full windshield, OPS rear panel, and poly roof to complete poly cab.</i>	2,675.00
	BM23505	Rear Window Kit - Deluxe Cab	225.77
	BM23755	Seat Belt Kit <i>Required with Deluxe Cab Frame</i>	144.46
	BM23508	Side Mirrors - Deluxe Cab	129.47
	BM21646	Visor (1) Kit - Deluxe cab	70.61
	BM23534	Windshield Washer Fluid Kit - Deluxe Cab <i>Requires Electrical Kit.</i>	173.34
		Cargo Box Options / Storage:	
	BM23849	5 Gallon Pail Holder	38.51
	BM22772	Cargo Box Bed Mat	119.84
	BM22769	Cargo Box Divider	191.53
	BM22811	Cargo Box FenderGuard <i>Requires Rear Bumper</i>	191.53

JOHN DEERE COMMERCIAL PRODUCTS
HEAVY-DUTY CROSSOVER UTILITY VEHICLES AND EQUIPMENT

XUV 625i Green & Yellow

Continued

CODE	ATTACHMENT IDENTIFIER	DESCRIPTION	SUGGESTED LIST PRICE USD (\$)
		ATTACHMENTS FOR FIELD CONVERSION Continued...	
	BM23694	Cargo Box Power Lift Kit	858.14
	BM22774	Cargo Box Side Extension Kit	511.46
	LP19880	Deluxe Cargo Box Cover - Black <i>Available through Order Zone</i>	In Catalog
	BM22980	Front Hood Rack <i>Requires Front Brush Guard.</i>	241.81
	LP30320	Fuel Pack <i>Available through Order Zone</i>	In Catalog
	LP19878	Gator Gear Organizer - Black <i>Available through Order Zone</i>	In Catalog
	LP19886	Gator Tool Box <i>Contact Dealer for pricing.</i>	In Catalog
	LP93117	OPS Overhead Organizer - Black <i>Available through Order Zone</i>	In Catalog
	LP46485	Ratcheting Rhino Grip <i>Available through Order Zone.</i>	In Catalog
	LP25929	Rhino Grip XL - Double <i>Available through Order Zone.</i>	In Catalog
	LP25928	Rhino Grip XL - Single <i>Available through Order Zone.</i>	In Catalog
	LP19882	Saw Press Bracket <i>Available through Order Zone</i>	In Catalog
	BM22775	Side Tool Rack	304.96
	LP93207	Soft Rear Screen and Organizer - Black <i>Available through Order Zone</i>	In Catalog
		Carts / Hitches:	
	LPPCT10LXATV	10AT Cart <i>Available through Order Zone</i>	In Catalog
	LPPCT17ATJD	17AT Cart <i>Available through Order Zone.</i>	In Catalog
	LPUT21JD	21 Steel Utility Cart <i>Available through Order Zone</i>	In Catalog
	PM05101	Ball Mount - 1.875 in. (48mm)	See Parts
	PM05201	Ball Mount - 2 in. (51mm)	See Parts
	BM22290	Drawbar - 2 in. (51mm)	38.51
		Custom & High Performance:	
	BM24021	Fox ® High Performance Racing Shox	1,758.01

JOHN DEERE COMMERCIAL PRODUCTS
HEAVY-DUTY CROSSOVER UTILITY VEHICLES AND EQUIPMENT

XUV 625i Green & Yellow

Continued

CODE	ATTACHMENT IDENTIFIER	DESCRIPTION	SUGGESTED LIST PRICE USD (\$)
		ATTACHMENTS FOR FIELD CONVERSION Continued...	
	BM23585	High Capacity Alternator	356.31
	BM22703	Seat-Belt Comfort Strap (2) <i>Also compatible with Deluxe Cab.</i>	77.04
	BM23691	Speed Limiter Kit	101.66
	BM24453	Stereo Mounting Kit <i>Includes mounting kit only; must choose one of the following three head units to have complete stereo:</i> <i>Radio, Heavy Duty AM / FM / WB / AUX (SWJHD1120)</i> <i>Radio, Heavy Duty AM / FM / WB / SAT / I-POD (SWJHD1620)</i> <i>Radio, AM / FM / WB / CD / AUX / SAT Ready (SWJHD3620)</i> <i>Must order head unit through Parts. Stereo Mounting Kit not compatible with Deluxe Cab.</i>	521.09
	LP19884	Hunting / Camo: Cargo Box Gun Mount - Black <i>Available through Order Zone</i>	In Catalog
	LP10319	Gun Mount Kit - Overhead <i>Includes 2 Gun Boot VI.</i> <i>Available through Order Zone</i>	In Catalog
	LP93103	Vehicle Cover, Cab / ROPS - Camo <i>Fits all Models Equipped with OPS and Deluxe Cab Structure.</i> <i>Available through Order Zone</i>	In Catalog
	BM24726	Lights / Signals: Backup Alarm	74.56
	BM24013	Beacon Light <i>Requires OPS Poly Roof and OPS Switch Bank.</i>	219.36
	BM21649	Beacon Light Kit - Deluxe Cab <i>Requires Electrical Kit.</i>	371.29
	BM24591	Brake / Tail Light Kit	160.50
	BM24586	Deluxe Signal Light Kit <i>Includes Turn Signals (Front & Rear), 4-Way Flashers, Brake, Tail & Reverse Lights.</i>	374.50
	BM24587	Deluxe Signal Light Kit <i>Includes Turn Signals (Front & Rear) and 4-Way Flashers. Compatible with the 825i and 825i S4 vehicles equipped with the 3000 cargo box option code or 625i, 855D and 855D S4 vehicles equipped with the 3002 Cargo Box option code which already includes the brake & tail lights.</i>	171.20
	BM21651	Front Light Kit - Deluxe Cab <i>Requires Electrical Kit.</i>	293.19
	BM23442	Hella HID Sport Driving Lights <i>Requires OPS Switch Bank for OPS or poly roof mounting, or Front Brushguard for bumper mounting.</i>	935.19
	BM24108	Hella Performance Spot Lights <i>Requires OPS Switch Bank for OPS or poly roof mounting, or Front Brushguard for bumper mounting.</i>	343.47
	BM23370	Horn Kit	97.37

JOHN DEERE COMMERCIAL PRODUCTS
HEAVY-DUTY CROSSOVER UTILITY VEHICLES AND EQUIPMENT

XUV 625i Green & Yellow

Continued

CODE	ATTACHMENT IDENTIFIER	DESCRIPTION	SUGGESTED LIST PRICE USD (\$)
		ATTACHMENTS FOR FIELD CONVERSION Continued...	
	BM24090	Long Range Light Kit <i>Can also mount behind front bumper cover directly to frame. Requires OPS Switch Bank for OPS or poly roof mounting, or Front Brushguard for brushguard mounting.</i>	191.53
	BM24016	Mid-Range Light Kit <i>Requires OPS Switch Bank for OPS or poly roof mounting. Can be installed on the front or rear of OPS or roof.</i>	123.06
	BM24089	OPS Switch Bank <i>Accommodates up to three separate OPS accessory kits.</i>	67.41
	BM21652	Rear Light Kit - Deluxe Cab <i>Requires Electrical Kit.</i>	217.21
	BM24282	Protection: Floormat <i>Also front floormat on S4</i>	78.11
	BM24463	Front CV Guards	114.49
	BM22987	Heavy Duty Fender Guard <i>Compatible with Standard Front Bumper.</i>	215.07
	BM22841	Heavy Duty Front Brush Guard	249.31
	BM22767	Heavy Duty Rear Bumper	236.47
	BM22962	Rear CV Guards	114.49
	BM23119	Skid Plate Kit	101.66
	BM22773	Tail Light Protectors	89.89
	LP93107	Vehicle Cover, Cab / ROPS - Black <i>Available through Order Zone.</i>	In Catalog
	LP33597	Sprayers / Pressure Washers: 25 Gallon Bed Sprayer <i>Available through Order Zone</i>	In Catalog
	LP19490	25 Gallon Portable Sprayer <i>Available through Order Zone</i>	In Catalog
	LP20852	45 Gallon Bed Sprayer <i>Available through Order Zone</i>	In Catalog
	LP22908	45 Gallon High Performance Sprayer <i>Available through Order Zone</i>	In Catalog
	LP20485	45 Gallon Tow-Behind Sprayer <i>Available through Order Zone</i>	In Catalog
	LP20853	90 Gallon Bed Sprayer <i>Available through Order Zone</i>	In Catalog
	LP22909	90 Gallon High Performance Bed Sprayer <i>Available through Order Zone</i>	In Catalog

JOHN DEERE COMMERCIAL PRODUCTS
HEAVY-DUTY CROSSOVER UTILITY VEHICLES AND EQUIPMENT

XUV 625i Green & Yellow
Continued

CODE	ATTACHMENT IDENTIFIER	DESCRIPTION	SUGGESTED LIST PRICE USD (\$)
		ATTACHMENTS FOR FIELD CONVERSION Continued...	
	LPGP2700GH	GatorPal High Pressure Washer (2700 psi, Honda engine) <i>Contact Dealer for pricing.</i>	In Catalog
	LPGP2700GS	GatorPal High Pressure Washer (2700 psi, Subaru engine) <i>Contact Dealer for pricing.</i>	In Catalog
	LPGP3000GH	GatorPal High Pressure Washer (3000 psi, Honda engine) <i>Contact Dealer for pricing.</i>	In Catalog
	LPGP3000GS	GatorPal High Pressure Washer (3000 psi, Subaru engine) <i>Contact Dealer for pricing.</i>	In Catalog
	LP22885	HP 150 in. Precision Boom <i>Compatible with all High Performance Sprayers</i> <i>Available through Order Zone</i>	In Catalog
	LP39963	HP 45 Gallon Sprayer - Tow Behind <i>Available through Order Zone</i>	In Catalog
	LP22884	HP Boomless Nozzles <i>Compatible with all High Performance Sprayers</i> <i>Available through Order Zone</i>	In Catalog
	LP22911	HP Standard Gator Boom <i>Compatible with all High Performance Sprayers</i> <i>Available through Order Zone</i>	In Catalog
	BM24443	Winch: Warn® Winch (3000 lb) <i>Requires 2-Inch Receiver Multi-Mount Kit for Front or Rear Receiver Mount.</i>	770.40
	BM23105	Winch - 2 Inch Receiver Multi-Mount Kit	225.77
	BM21392	Winch Accessories Kit <i>Accessory kit includes 1/2" shackle, 9,000 lbs. maximum capacity snatch block, (2) 1"x8' tree trunk protectors, and (1) pair of WARN winching gloves.</i>	129.47

SERVICE CONTRACTS - RESIDENTIAL OWNERS/USE

Visit <http://www.JohnDeere.com/ServicePlans> for more information on John Deere Service Contracts. May not be Available in Parts of the U.S., Not Available in Canada. Price may vary due to driving distance and/or time from machine to dealership location.

John Deere Extended Service Plan - 2-Year Option <i>Available for T-Series, HPX and XUV utility vehicles only.)</i> <i>2-year extended service plan. (1 year of extended service protection);</i> <i>2-years of warranty transportation.</i>	399.99
---	--------

John Deere Extended Service Plan - 3-Year Option <i>3-year extended service plan. (2 years of extended service protection);</i> <i>3-years of warranty transportation.</i>	569.99
--	--------

JOHN DEERE COMMERCIAL PRODUCTS

HEAVY-DUTY CROSSOVER UTILITY VEHICLES AND EQUIPMENT

XUV 625i Olive & Black Equipment for Base Machine

ENGINE: 22.5 Engine HP*(617cc), Electronic Fuel Injection (EFI) Two-cylinder, Liquid-cooled, 4-Cycle Gasoline Full Pressure Lubrication System Replaceable Single Dry-Type Element Air Cleaner with Remote Intake 7.0 Gallon (26.49L) Fuel Capacity Solid-state Ignition (12V) Spark-arresting Muffler ELECTRICAL: Electric Start 25.5 Amp Regulated, 3-Phase Alternator 340 CCA Battery Two 37.5 Watt Halogen Headlights TRANSAXLE/TRANSMISSION: Continuously Variable Transmission Full Clutch Enclosure Two-speed Transaxle Operator Selectable 4WD 30 mph (48 kph) Maximum Forward Speed On-demand True Four-Wheel Drive System Auto Locking Front Differential Traction Assist Front and Rear Hydraulic Disk Brakes Hand-operated Sealed Wet Disk Park brake 1.3 In. (27mm) Forged Rear Axles STEERING/SUSPENSION: Rack and Pinion Steering Independent Front Suspension	(IRS) with 8 inches (203mm) of travel Independent Rear Suspension (IRS) with 9 inches (228.6mm) of travel Integrated 2" Rear Receiver 12.4 ft. Turning Radius Ground Clearance: 11 In. (267 mm) Ground Clearance (Under Foot Platform): 12.25 In (311 mm) FRAME/STYLED PARTS: Hydroform Technology Frame PC/ASA (JDLOY) Hood and Fenders OCCUPANT PROTECTION SYSTEM(OPS): 1.75 In. (44.4 mm) Steel Tubular Overhead Structure Multiple Passenger Handholds 3-pt. Seat Belts SAE J2194 & OSHA ROPS Certified OPERATOR STATION: High-back Bucket Seats 7 In. (178 mm) Slide Rail Adjustment on Driver's Seat Hip Restraint Bars for Driver and Passenger Passenger Grab Handles Glove Box Storage Compartment Under Hood Two Cup Holders Instrument gauge with 4 wheel-drive indicator, RPM, MPH/KPH, time of day, fuel level, total miles and hour meters 12v DC Outlet FRONTAL PROTECTION: Heavy-Duty Front Bumper Integrated 2 Inch Front Receiver Hitch DIMENSIONS(WITH OPS):	116 In. Long x 62 In. Wide x 75 In. High PAYLOAD CAPACITY: 1,400 Lb (635 kg) Total Payload Capacity which Includes: 200 Lb (91 kg) Driver, 200 Lb (91 kg) Passenger, and 1000 Lb (454 kg) in Cargo Box Towing Capacity: 1,500 Lb (680kg) CARGO BOX: 45 In. Long x 52 In. Wide x 12 In. Dee (1,143mm x 1321mm x 305mm) 16.4 cu. ft (.46 cu.m) Capacity 1000 Lbs (454 kg) Box Capacity Tilting Box Hinged (Bottom) Tailgate Load Guard TIRES: Front: 26x9-12 Ancla XT (Extreme Terrain Tires) Rear: 26x11-12 Ancla XT (Extreme Terrain Tires) SAFETY VIDEO TAPE: Safety and Operational DVD Operators Manual *Engine HP is Provided by the Engine Manufacturer to be Used for Comparison Purposes Only, Actual Operating HP will be Less.
--	--	---

CODE	ATTACHMENT IDENTIFIER	DESCRIPTION	SUGGESTED LIST PRICE USD (\$)
------	--------------------------	-------------	-------------------------------------

Select One Code From Each Required Category

BASE MACHINE

F.O.B. Janesville, Wisconsin

3947M	XUV 625i Olive & Black <i>Base Machine Suggested List Price Does Not Include \$400 USD Destination Charge.</i>	10,599.00
-------	---	-----------

DESTINATION

0202	US/Canada	In Base Price
0230	Australia/New Zealand	Same Price
0195	Mexico	Same Price
0250	All Other Countries	Same Price

JOHN DEERE COMMERCIAL PRODUCTS
HEAVY-DUTY CROSSOVER UTILITY VEHICLES AND EQUIPMENT

XUV 625i Olive & Black
Continued

CODE	ATTACHMENT IDENTIFIER	DESCRIPTION	SUGGESTED LIST PRICE USD (\$)
DESTINATION Continued...			
WHEELS WITH TIRES (FOUR)			
1000		Black Steel Wheels Terra Hawk All Terrain Tires	Same Price
1001		Black Steel Wheels Ancla M-T Extreme Terrain Tire	In Base Price
1002		Black Alloy Wheels Maxxis Bighorn Radial Tires	823.00
1003		Silver Alloy Wheels Maxxis Bighorn Radial Tires	823.00
DRIVER SEAT			
2000		21 In. Standard XUV HB Seat - Black	In Base Price
2001		Bench Seat - Black	Same Price
2002		High Performance Sport Seat - Black	296.00
DELUXE CARGO BOX			
3000		Deluxe Cargo Box - with Paint	In Base Price
3001		Deluxe Cargo Box - with Polyurea	264.00
3002		Deluxe Cargo Box with Polyurea Liner, Brake, Tail, Reverse Lights & Light Protector	496.00
OVERHEAD PROTECTION STRUCTURES (OPS)			
4000		OPS	In Base Price
4002		Deluxe Cab Frame/Including Windshield, Wiper, Electrical Kit and Rear Window	2,368.00
4008		OPS with Black Poly Roof	416.00
POWER AND FRONT PROTECTION PACKAGE			
5000		Power and Front Protection Package Package Consists of: Power Lift, Heavy Duty Front Brushguard, Heavy Duty Front Fender Guard, Floor Mats <i>Package Priced at 10% discount.</i>	1,261.00
5010		Manual Lift <i>Must order 5010 option code when ordering 6000 option code.</i>	In Base Price
REAR PROTECTION PACKAGE			
5100		Rear Protection Package Package Consists of: Rear Bumper, Bed Mat, Cargo Box Heavy Duty Fender Guards <i>Package Priced at 10% discount.</i>	494.00
5110		Less Rear Protection Package	In Base Price
FRONT BRUSH GUARD			
6000		Heavy Duty Front Brushguard	233.00
6010		Less Front Brush Guard	In Base Price

JOHN DEERE COMMERCIAL PRODUCTS
HEAVY-DUTY CROSSOVER UTILITY VEHICLES AND EQUIPMENT

XUV 625i Olive & Black
Continued

CODE	ATTACHMENT IDENTIFIER	DESCRIPTION	SUGGESTED LIST PRICE USD (\$)
FRONT BRUSH GUARD Continued...			
<i>Must order 6010 option code when ordering 5000 option code.</i>			
MUFFLER			
6100		Standard Muffler	In Base Price
HOOD RACK			
6300		Front Hood Rack XUV <i>Must order 5000 or 6000 option code when ordering 6300 option code.</i>	226.00
6310		Less Front Hood Rack XUV <i>Must order 6310 option code when ordering 4002 option code.</i>	In Base Price
Attachments-Order as Desired			
9435		Spanish North American Kit: Spanish North American Operator's Manual and Decal Kit	No Charge
ATTACHMENTS FOR FIELD CONVERSION			
Blades:			
LP25355		Heavy Duty POWERtach Blade - 72" <i>Available through Order Zone</i>	In Catalog
LPPK140		POWERtach Deflector Shield <i>Available through Order Zone</i>	In Catalog
LPPK120		POWERtach Markers <i>Available through Order Zone</i>	In Catalog
LPPWBK72		POWERtach Poly Wear Bar <i>Available through Order Zone</i>	In Catalog
LPPK150		POWERtach Rubber Squeegee <i>Available through Order Zone</i>	In Catalog
LPPK160		POWERtach Skid Shoes <i>Available through Order Zone</i>	In Catalog
Cabs/Roofs/Windshields:			
BM23768		Air Cleaner Relocation Kit (Gas) <i>Quiet Cab Kit for Deluxe Cab. Requires Noise Reduction Kit. Can also be used with Poly Cab for noise reduction.</i>	11.77
BM23608		Cab Heater <i>Requires Cab Heater Fitting Kit.</i>	1,130.99
VGB10547		Cab Heater Fitting Kit	142.31
BM23498		Deluxe Cab Frame <i>Requires Seat Belt Kit, Glass Door Kit, Glass Windshield with Wiper, and Rear Window Kit to complete full Deluxe Cab.</i>	1,443.43

JOHN DEERE COMMERCIAL PRODUCTS
HEAVY-DUTY CROSSOVER UTILITY VEHICLES AND EQUIPMENT

XUV 625i Olive & Black

Continued

CODE	ATTACHMENT IDENTIFIER	DESCRIPTION	SUGGESTED LIST PRICE USD (\$)
		ATTACHMENTS FOR FIELD CONVERSION Continued...	
	VGB10505	Electrical Kit <i>Required for field installed Deluxe cabs.</i>	94.16
	BM24560	Glass Door Kit - Deluxe Cab	2,427.83
	BM23507	Glass Windshield with Wiper - Deluxe Cab	874.19
	BM21656	Interior Light Kit - Deluxe Cab <i>Requires Electrical Kit.</i>	58.86
	BM23750	Noise Reduction Kit (Gas & Diesel) <i>Quiet Cab Kit for Deluxe Cab. Requires Air Cleaner Relocation Kit.</i>	373.43
	BM23742	OPS Full No-Scratch Windshield <i>Not compatible with Deluxe Cab Frame. Compatible with poly cab.</i>	531.79
	BM23741	OPS Full Poly Windshield <i>Not compatible with Deluxe Cab Frame. Compatible with poly cab.</i>	423.71
	BM23743	OPS Glass Windshield with Wiper <i>Not compatible with Deluxe Cab Frame. Compatible with poly cab.</i>	874.19
	BM23740	OPS Half Poly Windshield <i>Not compatible with Deluxe Cab Frame.</i>	339.19
	BM24115	OPS Poly Roof - Black	445.11
	BM24561	OPS Rear Panel <i>Part of the Poly cab, or can be mounted on the OPS alone. Requires full windshield, poly cab doors, and poly roof to complete poly cab.</i>	502.90
	LP10314	OPS Side Mirror - Left <i>Available through Order Zone.</i>	In Catalog
	LP10315	OPS Side Mirror - Right <i>Available through Order Zone.</i>	In Catalog
	LP93127	OPS Soft Roof - Black <i>Available through Order Zone</i>	In Catalog
	BM24117	Poly Cab Doors <i>Includes left and right doors, with side mirrors. Requires full windshield, OPS rear panel, and poly roof to complete poly cab.</i>	2,675.00
	BM23505	Rear Window Kit - Deluxe Cab	225.77
	BM23755	Seat Belt Kit <i>Required with Deluxe Cab Frame</i>	144.46
	BM23508	Side Mirrors - Deluxe Cab	129.47
	BM21646	Visor (1) Kit - Deluxe cab	70.61
	BM23534	Windshield Washer Fluid Kit - Deluxe Cab <i>Requires Electrical Kit.</i>	173.34
		Cargo Box Options / Storage:	
	BM23849	5 Gallon Pail Holder	38.51

JOHN DEERE COMMERCIAL PRODUCTS
HEAVY-DUTY CROSSOVER UTILITY VEHICLES AND EQUIPMENT

XUV 625i Olive & Black

Continued

CODE	ATTACHMENT IDENTIFIER	DESCRIPTION	SUGGESTED LIST PRICE USD (\$)
		ATTACHMENTS FOR FIELD CONVERSION Continued...	
	BM22772	Cargo Box Bed Mat	119.84
	BM22769	Cargo Box Divider	191.53
	BM22811	Cargo Box FenderGuard <i>Requires Rear Bumper</i>	191.53
	BM23694	Cargo Box Power Lift Kit	858.14
	BM22774	Cargo Box Side Extension Kit	511.46
	LP19880	Deluxe Cargo Box Cover - Black <i>Available through Order Zone</i>	In Catalog
	BM22980	Front Hood Rack <i>Requires Front Brush Guard.</i>	241.81
	LP30320	Fuel Pack <i>Available through Order Zone</i>	In Catalog
	LP19878	Gator Gear Organizer - Black <i>Available through Order Zone</i>	In Catalog
	LP19886	Gator Tool Box <i>Contact Dealer for pricing.</i>	In Catalog
	LP93117	OPS Overhead Organizer - Black <i>Available through Order Zone</i>	In Catalog
	LP46485	Ratcheting Rhino Grip <i>Available through Order Zone.</i>	In Catalog
	LP25929	Rhino Grip XL - Double <i>Available through Order Zone.</i>	In Catalog
	LP25928	Rhino Grip XL - Single <i>Available through Order Zone.</i>	In Catalog
	LP19882	Saw Press Bracket <i>Available through Order Zone</i>	In Catalog
	BM22775	Side Tool Rack	304.96
	LP93207	Soft Rear Screen and Organizer - Black <i>Available through Order Zone</i>	In Catalog
		Carts / Hitches:	
	LPPCT10LXATV	10AT Cart <i>Available through Order Zone</i>	In Catalog
	LPPCT17ATJD	17AT Cart <i>Available through Order Zone.</i>	In Catalog
	LPUT21JD	21 Steel Utility Cart <i>Available through Order Zone</i>	In Catalog
	PM05101	Ball Mount - 1.875 in. (48mm)	See Parts

JOHN DEERE COMMERCIAL PRODUCTS
HEAVY-DUTY CROSSOVER UTILITY VEHICLES AND EQUIPMENT

XUV 625i Olive & Black

Continued

CODE	ATTACHMENT IDENTIFIER	DESCRIPTION	SUGGESTED LIST PRICE USD (\$)
		ATTACHMENTS FOR FIELD CONVERSION Continued...	
	PM05201	Ball Mount - 2 in. (51mm)	See Parts
	BM22290	Drawbar - 2 in. (51mm)	38.51
	BM24021	Custom & High Performance: Fox ® High Performance Racing Shox	1,758.01
	BM23585	High Capacity Alternator	356.31
	BM22703	Seat-Belt Comfort Strap (2) <i>Also compatible with Deluxe Cab.</i>	77.04
	BM23691	Speed Limiter Kit	101.66
	BM24453	Stereo Mounting Kit <i>Includes mounting kit only; must choose one of the following three head units to have complete stereo:</i> <i>Radio, Heavy Duty AM / FM / WB / AUX (SWJHD1120)</i> <i>Radio, Heavy Duty AM / FM / WB / SAT / I-POD (SWJHD1620)</i> <i>Radio, AM / FM / WB / CD / AUX / SAT Ready (SWJHD3620)</i> <i>Must order head unit through Parts. Stereo Mounting Kit not compatible with Deluxe Cab.</i>	521.09
	LP19884	Hunting / Camo: Cargo Box Gun Mount - Black <i>Available through Order Zone</i>	In Catalog
	LP10319	Gun Mount Kit - Overhead <i>Includes 2 Gun Boot VI.</i> <i>Available through Order Zone</i>	In Catalog
	LP93103	Vehicle Cover, Cab / ROPS - Camo <i>Fits all Models Equipped with OPS and Deluxe Cab Structure.</i> <i>Available through Order Zone</i>	In Catalog
	BM24726	Lights / Signals: Backup Alarm	74.56
	BM24013	Beacon Light <i>Requires OPS Poly Roof and OPS Switch Bank.</i>	219.36
	BM21649	Beacon Light Kit - Deluxe Cab <i>Requires Electrical Kit.</i>	371.29
	BM24591	Brake / Tail Light Kit	160.50
	BM24586	Deluxe Signal Light Kit <i>Includes Turn Signals (Front & Rear), 4-Way Flashers, Brake, Tail & Reverse Lights.</i>	374.50
	BM24587	Deluxe Signal Light Kit <i>Includes Turn Signals (Front & Rear) and 4-Way Flashers. Compatible with the 825i and 825i S4 vehicles equipped with the 3000 cargo box option code or 625i, 855D and 855D S4 vehicles equipped with the 3002 Cargo Box option code which already includes the brake & tail lights.</i>	171.20
	BM21651	Front Light Kit - Deluxe Cab <i>Requires Electrical Kit.</i>	293.19

JOHN DEERE COMMERCIAL PRODUCTS
HEAVY-DUTY CROSSOVER UTILITY VEHICLES AND EQUIPMENT

XUV 625i Olive & Black

Continued

CODE	ATTACHMENT IDENTIFIER	DESCRIPTION	SUGGESTED LIST PRICE USD (\$)
		ATTACHMENTS FOR FIELD CONVERSION Continued...	
	BM23442	Hella HID Sport Driving Lights <i>Requires OPS Switch Bank for OPS or poly roof mounting, or Front Brushguard for bumper mounting.</i>	935.19
	BM24108	Hella Performance Spot Lights <i>Requires OPS Switch Bank for OPS or poly roof mounting, or Front Brushguard for bumper mounting.</i>	343.47
	BM23370	Horn Kit	97.37
	BM24090	Long Range Light Kit <i>Can also mount behind front bumper cover directly to frame. Requires OPS Switch Bank for OPS or poly roof mounting, or Front Brushguard for brushguard mounting.</i>	191.53
	BM24016	Mid-Range Light Kit <i>Requires OPS Switch Bank for OPS or poly roof mounting. Can be installed on the front or rear of OPS or roof.</i>	123.06
	BM24089	OPS Switch Bank <i>Accommodates up to three separate OPS accessory kits.</i>	67.41
	BM21652	Rear Light Kit - Deluxe Cab <i>Requires Electrical Kit.</i>	217.21
	BM24282	Protection: Floormat <i>Also front floormat on S4</i>	78.11
	BM24463	Front CV Guards	114.49
	BM22987	Heavy Duty Fender Guard <i>Compatible with Standard Front Bumper.</i>	215.07
	BM22841	Heavy Duty Front Brush Guard	249.31
	BM22767	Heavy Duty Rear Bumper	236.47
	BM22962	Rear CV Guards	114.49
	BM23119	Skid Plate Kit	101.66
	BM22773	Tail Light Protectors	89.89
	LP93107	Vehicle Cover, Cab / ROPS - Black <i>Available through Order Zone.</i>	In Catalog
	LP33597	Sprayers / Pressure Washers: 25 Gallon Bed Sprayer <i>Available through Order Zone</i>	In Catalog
	LP19490	25 Gallon Portable Sprayer <i>Available through Order Zone</i>	In Catalog
	LP20852	45 Gallon Bed Sprayer <i>Available through Order Zone</i>	In Catalog

JOHN DEERE COMMERCIAL PRODUCTS
HEAVY-DUTY CROSSOVER UTILITY VEHICLES AND EQUIPMENT

XUV 625i Olive & Black
Continued

CODE	ATTACHMENT IDENTIFIER	DESCRIPTION	SUGGESTED LIST PRICE USD (\$)
		ATTACHMENTS FOR FIELD CONVERSION Continued...	
	LP22908	45 Gallon High Performance Sprayer <i>Available through Order Zone</i>	In Catalog
	LP20485	45 Gallon Tow-Behind Sprayer <i>Available through Order Zone</i>	In Catalog
	LP20853	90 Gallon Bed Sprayer <i>Available through Order Zone</i>	In Catalog
	LP22909	90 Gallon High Performance Bed Sprayer <i>Available through Order Zone</i>	In Catalog
	LPGP2700GH	GatorPal High Pressure Washer (2700 psi, Honda engine) <i>Contact Dealer for pricing.</i>	In Catalog
	LPGP2700GS	GatorPal High Pressure Washer (2700 psi, Subaru engine) <i>Contact Dealer for pricing.</i>	In Catalog
	LPGP3000GH	GatorPal High Pressure Washer (3000 psi, Honda engine) <i>Contact Dealer for pricing.</i>	In Catalog
	LPGP3000GS	GatorPal High Pressure Washer (3000 psi, Subaru engine) <i>Contact Dealer for pricing.</i>	In Catalog
	LP22885	HP 150 in. Precision Boom <i>Compatible with all High Performance Sprayers</i> <i>Available through Order Zone</i>	In Catalog
	LP39963	HP 45 Gallon Sprayer - Tow Behind <i>Available through Order Zone</i>	In Catalog
	LP22884	HP Boomless Nozzles <i>Compatible with all High Performance Sprayers</i> <i>Available through Order Zone</i>	In Catalog
	LP22911	HP Standard Gator Boom <i>Compatible with all High Performance Sprayers</i> <i>Available through Order Zone</i>	In Catalog
	BM24443	Winch: Warn® Winch (3000 lb) <i>Requires 2-Inch Receiver Multi-Mount Kit for Front or Rear Receiver Mount.</i>	770.40
	BM23105	Winch - 2 Inch Receiver Multi-Mount Kit	225.77
	BM21392	Winch Accessories Kit <i>Accessory kit includes 1/2" shackle, 9,000 lbs. maximum capacity snatch block, (2) 1"x8' tree trunk protectors, and (1) pair of WARN winching gloves.</i>	129.47

SERVICE CONTRACTS - RESIDENTIAL OWNERS/USE

Visit <http://www.JohnDeere.com/ServicePlans> for more information on John Deere Service Contracts. May not be Available in Parts of the U.S., Not Available in Canada. Price may vary due to driving distance and/or time from machine to dealership location.

John Deere Extended Service Plan - 2-Year Option <i>Available for T-Series, HPX and XUV utility vehicles only.) 2-year extended service plan. (1 year of extended service protection);</i>	399.99
---	--------

JOHN DEERE COMMERCIAL PRODUCTS
HEAVY-DUTY CROSSOVER UTILITY VEHICLES AND EQUIPMENT

XUV 625i Olive & Black

Continued

CODE	ATTACHMENT IDENTIFIER	DESCRIPTION	SUGGESTED LIST PRICE USD (\$)
		SERVICE CONTRACTS - RESIDENTIAL OWNERS/USE	
		Continued...	
		<i>2-years of warranty transportation.</i>	
		John Deere Extended Service Plan - 3-Year Option	569.99
		<i>3-year extended service plan. (2 years of extended service protection);</i>	
		<i>3-years of warranty transportation.</i>	

JOHN DEERE COMMERCIAL PRODUCTS

HEAVY-DUTY CROSSOVER UTILITY VEHICLES AND EQUIPMENT

XUV 625i Camo

Equipment for Base Machine

ENGINE: 22.5 Engine HP*(617cc), Electronic Fuel Injection (EFI) Two-cylinder, Liquid-cooled, 4-Cycle Gasoline Full Pressure Lubrication System Replaceable Single Dry-Type Element Air Cleaner with Remote Intake 7.0 Gallon (26.49L) Fuel Capacity Solid-state Ignition (12V) Spark-arresting Muffler ELECTRICAL: Electric Start 25.5 Amp Regulated, 3-Phase Alternator 340 CCA Battery Two 37.5 Watt Halogen Headlights TRANSAXLE/TRANSMISSION: Continuously Variable Transmission Full Clutch Enclosure Two-speed Transaxle Operator Selectable 4WD 30 mph (48 kph) Maximum Forward Speed On-demand True Four-Wheel Drive System Auto Locking Front Differential Traction Assist Front and Rear Hydraulic Disk Brakes Hand-operated Sealed Wet Disk Park brake 1.3 In. (27mm) Forged Rear Axles STEERING/SUSPENSION: Rack and Pinion Steering Independent Front Suspension	(IRS) with 8 inches (203mm) of travel Independent Rear Suspension (IRS) with 9 inches (228.6mm) of travel Integrated 2" Rear Receiver 12.4 ft. Turning Radius Ground Clearance: 11 In. (267 mm) Ground Clearance (Under Foot Platform): 12.25 In (311 mm) FRAME/STYLED PARTS: Hydroform Technology Frame PC/ASA (JDLOY) Hood and Fenders OCCUPANT PROTECTION SYSTEM(OPS): 1.75 In. (44.4 mm) Steel Tubular Overhead Structure Multiple Passenger Handholds 3-pt. Seat Belts SAE J2194 & OSHA ROPS Certified OPERATOR STATION: High-back Bucket Seats 7 In. (178 mm) Slide Rail Adjustment on Driver's Seat Hip Restraint Bars for Driver and Passenger Passenger Grab Handles Glove Box Storage Compartment Under Hood Two Cup Holders Instrument gauge with 4 wheel-drive indicator, RPM, MPH/KPH, time of day, fuel level, total miles and hour meters 12v DC Outlet FRONTAL PROTECTION: Heavy-Duty Front Bumper Integrated 2 Inch Front Receiver Hitch DIMENSIONS(WITH OPS):	116 In. Long x 62 In. Wide x 75 In. High PAYLOAD CAPACITY: 1,400 Lb (635 kg) Total Payload Capacity which Includes: 200 Lb (91 kg) Driver, 200 Lb (91 kg) Passenger, and 1000 Lb (454 kg) in Cargo Box Towing Capacity: 1,500 Lb (680kg) CARGO BOX: 45 In. Long x 52 In. Wide x 12 In. Dee (1,143mm x 1321mm x 305mm) 16.4 cu. ft (.46 cu.m) Capacity 1000 Lbs (454 kg) Box Capacity Tilting Box Hinged (Bottom) Tailgate Load Guard TIRES: Front: 26x9-12 Ancla XT (Extreme Terrain Tires) Rear: 26x11-12 Ancla XT (Extreme Terrain Tires) SAFETY VIDEO TAPE: Safety and Operational DVD Operators Manual *Engine HP is Provided by the Engine Manufacturer to be Used for Comparison Purposes Only, Actual Operating HP will be Less.
--	--	---

CODE	ATTACHMENT IDENTIFIER	DESCRIPTION	SUGGESTED LIST PRICE USD (\$)
------	--------------------------	-------------	-------------------------------------

Select One Code From Each Required Category

BASE MACHINE

F.O.B. Janesville, Wisconsin

3948M	XUV 625i Camo <i>Base Machine Suggested List Price Does Not Include \$400 USD Destination Charge.</i>	11,049.00
-------	--	-----------

DESTINATION

0202	US/Canada	In Base Price
0230	Australia/New Zealand	Same Price
0195	Mexico	Same Price
0250	All Other Countries	Same Price

JOHN DEERE COMMERCIAL PRODUCTS
HEAVY-DUTY CROSSOVER UTILITY VEHICLES AND EQUIPMENT

XUV 625i Camo
Continued

CODE	ATTACHMENT IDENTIFIER	DESCRIPTION	SUGGESTED LIST PRICE USD (\$)
DESTINATION Continued...			
WHEELS WITH TIRES (FOUR)			
1000		Black Steel Wheels Terra Hawk All Terrain Tires	Same Price
1001		Black Steel Wheels Ancla M-T Extreme Terrain Tire	In Base Price
1002		Black Alloy Wheels Maxxis Bighorn Radial Tires	823.00
1003		Silver Alloy Wheels Maxxis Bighorn Radial Tires	823.00
DRIVER SEAT			
2000		21 In. Standard XUV HB Seat - Black	In Base Price
2001		Bench Seat - Black	Same Price
2002		High Performance Sport Seat - Black	296.00
DELUXE CARGO BOX			
3000		Deluxe Cargo Box - with Paint	In Base Price
3001		Deluxe Cargo Box - with Polyurea	264.00
3002		Deluxe Cargo Box with Polyurea Liner, Brake, Tail, Reverse Lights & Light Protector	496.00
OVERHEAD PROTECTION STRUCTURES (OPS)			
4000		OPS	In Base Price
4002		Deluxe Cab Frame/Including Windshield, Wiper, Electrical Kit and Rear Window	2,368.00
4008		OPS with Black Poly Roof	416.00
POWER AND FRONT PROTECTION PACKAGE			
5000		Power and Front Protection Package Package Consists of: Power Lift, Heavy Duty Front Brushguard, Heavy Duty Front Fender Guard, Floor Mats <i>Package Priced at 10% discount.</i>	1,261.00
5010		Manual Lift <i>Must order 5010 option code when ordering 6000 option code.</i>	In Base Price
REAR PROTECTION PACKAGE			
5100		Rear Protection Package Package Consists of: Rear Bumper, Bed Mat, Cargo Box Heavy Duty Fender Guards <i>Package Priced at 10% discount.</i>	494.00
5110		Less Rear Protection Package	In Base Price
FRONT BRUSH GUARD			
6000		Heavy Duty Front Brushguard	233.00
6010		Less Front Brush Guard	In Base Price

JOHN DEERE COMMERCIAL PRODUCTS
HEAVY-DUTY CROSSOVER UTILITY VEHICLES AND EQUIPMENT

XUV 625i Camo
Continued

CODE	ATTACHMENT IDENTIFIER	DESCRIPTION	SUGGESTED LIST PRICE USD (\$)
FRONT BRUSH GUARD Continued...			
<i>Must order 6010 option code when ordering 5000 option code.</i>			
MUFFLER			
6100		Standard Muffler	In Base Price
HOOD RACK			
6300		Front Hood Rack XUV <i>Must order 5000 or 6000 option code when ordering 6300 option code.</i>	226.00
6310		Less Front Hood Rack XUV <i>Must order 6310 option code when ordering 4002 option code.</i>	In Base Price
Attachments-Order as Desired			
9435		Spanish North American Kit: Spanish North American Operator's Manual and Decal Kit	No Charge
ATTACHMENTS FOR FIELD CONVERSION			
Blades:			
LP25355		Heavy Duty POWERtach Blade - 72" <i>Available through Order Zone</i>	In Catalog
LPPK140		POWERtach Deflector Shield <i>Available through Order Zone</i>	In Catalog
LPPK120		POWERtach Markers <i>Available through Order Zone</i>	In Catalog
LPPWBK72		POWERtach Poly Wear Bar <i>Available through Order Zone</i>	In Catalog
LPPK150		POWERtach Rubber Squeegee <i>Available through Order Zone</i>	In Catalog
LPPK160		POWERtach Skid Shoes <i>Available through Order Zone</i>	In Catalog
Cabs/Roofs/Windshields:			
BM23768		Air Cleaner Relocation Kit (Gas) <i>Quiet Cab Kit for Deluxe Cab. Requires Noise Reduction Kit. Can also be used with Poly Cab for noise reduction.</i>	11.77
BM23608		Cab Heater <i>Requires Cab Heater Fitting Kit.</i>	1,130.99
VGB10547		Cab Heater Fitting Kit	142.31
BM23498		Deluxe Cab Frame <i>Requires Seat Belt Kit, Glass Door Kit, Glass Windshield with Wiper, and Rear Window Kit to complete full Deluxe Cab.</i>	1,443.43

JOHN DEERE COMMERCIAL PRODUCTS
HEAVY-DUTY CROSSOVER UTILITY VEHICLES AND EQUIPMENT

XUV 625i Camo
Continued

CODE	ATTACHMENT IDENTIFIER	DESCRIPTION	SUGGESTED LIST PRICE USD (\$)
		ATTACHMENTS FOR FIELD CONVERSION Continued...	
	VGB10505	Electrical Kit <i>Required for field installed Deluxe cabs.</i>	94.16
	BM24560	Glass Door Kit - Deluxe Cab	2,427.83
	BM23507	Glass Windshield with Wiper - Deluxe Cab	874.19
	BM21656	Interior Light Kit - Deluxe Cab <i>Requires Electrical Kit.</i>	58.86
	BM23750	Noise Reduction Kit (Gas & Diesel) <i>Quiet Cab Kit for Deluxe Cab. Requires Air Cleaner Relocation Kit.</i>	373.43
	BM23742	OPS Full No-Scratch Windshield <i>Not compatible with Deluxe Cab Frame. Compatible with poly cab.</i>	531.79
	BM23741	OPS Full Poly Windshield <i>Not compatible with Deluxe Cab Frame. Compatible with poly cab.</i>	423.71
	BM23743	OPS Glass Windshield with Wiper <i>Not compatible with Deluxe Cab Frame. Compatible with poly cab.</i>	874.19
	BM23740	OPS Half Poly Windshield <i>Not compatible with Deluxe Cab Frame.</i>	339.19
	BM24115	OPS Poly Roof - Black	445.11
	BM24320	OPS Poly Roof - Camo	802.50
	BM24561	OPS Rear Panel <i>Part of the Poly cab, or can be mounted on the OPS alone. Requires full windshield, poly cab doors, and poly roof to complete poly cab.</i>	502.90
	LP10314	OPS Side Mirror - Left <i>Available through Order Zone.</i>	In Catalog
	LP10315	OPS Side Mirror - Right <i>Available through Order Zone.</i>	In Catalog
	LP93127	OPS Soft Roof - Black <i>Available through Order Zone</i>	In Catalog
	LP93123	OPS Soft Roof - Camo <i>Available through Order Zone</i>	In Catalog
	BM24117	Poly Cab Doors <i>Includes left and right doors, with side mirrors. Requires full windshield, OPS rear panel, and poly roof to complete poly cab.</i>	2,675.00
	BM23505	Rear Window Kit - Deluxe Cab	225.77
	BM23755	Seat Belt Kit <i>Required with Deluxe Cab Frame</i>	144.46
	BM23508	Side Mirrors - Deluxe Cab	129.47
	BM21646	Visor (1) Kit - Deluxe cab	70.61

JOHN DEERE COMMERCIAL PRODUCTS
HEAVY-DUTY CROSSOVER UTILITY VEHICLES AND EQUIPMENT

XUV 625i Camo
Continued

CODE	ATTACHMENT IDENTIFIER	DESCRIPTION	SUGGESTED LIST PRICE USD (\$)
		ATTACHMENTS FOR FIELD CONVERSION Continued...	
	BM23534	Windshield Washer Fluid Kit - Deluxe Cab <i>Requires Electrical Kit.</i>	173.34
		Cargo Box Options / Storage:	
	BM23849	5 Gallon Pail Holder	38.51
	BM22772	Cargo Box Bed Mat	119.84
	BM22769	Cargo Box Divider	191.53
	BM22811	Cargo Box FenderGuard <i>Requires Rear Bumper</i>	191.53
	BM23694	Cargo Box Power Lift Kit	858.14
	BM22774	Cargo Box Side Extension Kit	511.46
	LP19880	Deluxe Cargo Box Cover - Black <i>Available through Order Zone</i>	In Catalog
	BM22980	Front Hood Rack <i>Requires Front Brush Guard.</i>	241.81
	LP30320	Fuel Pack <i>Available through Order Zone</i>	In Catalog
	LP19878	Gator Gear Organizer - Black <i>Available through Order Zone</i>	In Catalog
	LP19886	Gator Tool Box <i>Contact Dealer for pricing.</i>	In Catalog
	LP93117	OPS Overhead Organizer - Black <i>Available through Order Zone</i>	In Catalog
	LP93113	OPS Overhead Organizer - Camo <i>Available through Order Zone</i>	In Catalog
	LP46485	Ratcheting Rhino Grip <i>Available through Order Zone.</i>	In Catalog
	LP25929	Rhino Grip XL - Double <i>Available through Order Zone.</i>	In Catalog
	LP25928	Rhino Grip XL - Single <i>Available through Order Zone.</i>	In Catalog
	LP19882	Saw Press Bracket <i>Available through Order Zone</i>	In Catalog
	BM22775	Side Tool Rack	304.96
	LP93207	Soft Rear Screen and Organizer - Black <i>Available through Order Zone</i>	In Catalog
		Carts / Hitches:	
	LPPCT10LXATV	10AT Cart <i>Available through Order Zone</i>	In Catalog

JOHN DEERE COMMERCIAL PRODUCTS
HEAVY-DUTY CROSSOVER UTILITY VEHICLES AND EQUIPMENT

XUV 625i Camo
Continued

CODE	ATTACHMENT IDENTIFIER	DESCRIPTION	SUGGESTED LIST PRICE USD (\$)
		ATTACHMENTS FOR FIELD CONVERSION Continued...	
	LPPCT17ATJD	17AT Cart <i>Available through Order Zone.</i>	In Catalog
	LPUT21JD	21 Steel Utility Cart <i>Available through Order Zone</i>	In Catalog
	PM05101	Ball Mount - 1.875 in. (48mm)	See Parts
	PM05201	Ball Mount - 2 in. (51mm)	See Parts
	BM22290	Drawbar - 2 in. (51mm)	38.51
	BM24021	Custom & High Performance: Fox ® High Performance Racing Shox	1,758.01
	BM23585	High Capacity Alternator	356.31
	BM22703	Seat-Belt Comfort Strap (2) <i>Also compatible with Deluxe Cab.</i>	77.04
	BM23691	Speed Limiter Kit	101.66
	BM24453	Stereo Mounting Kit <i>Includes mounting kit only; must choose one of the following three head units to have complete stereo:</i> <i>Radio, Heavy Duty AM / FM / WB / AUX (SWJHD1120)</i> <i>Radio, Heavy Duty AM / FM / WB / SAT / I-POD (SWJHD1620)</i> <i>Radio, AM / FM / WB / CD / AUX / SAT Ready (SWJHD3620)</i> <i>Must order head unit through Parts. Stereo Mounting Kit not compatible with Deluxe Cab.</i>	521.09
	LP19884	Hunting / Camo: Cargo Box Gun Mount - Black <i>Available through Order Zone</i>	In Catalog
	LP19879	Deluxe Cargo Box Cover- Camo <i>Available through Order Zone</i>	In Catalog
	LP19877	Gator Gear Organizer (Camo) <i>Available through Order Zone</i>	In Catalog
	LP10319	Gun Mount Kit - Overhead <i>Includes 2 Gun Boot VI.</i> <i>Available through Order Zone</i>	In Catalog
	LP93103	Vehicle Cover, Cab / ROPS - Camo <i>Fits all Models Equipped with OPS and Deluxe Cab Structure.</i> <i>Available through Order Zone</i>	In Catalog
	BM24726	Lights / Signals: Backup Alarm	74.56
	BM24013	Beacon Light <i>Requires OPS Poly Roof and OPS Switch Bank.</i>	219.36
	BM21649	Beacon Light Kit - Deluxe Cab <i>Requires Electrical Kit.</i>	371.29
	BM24591	Brake / Tail Light Kit	160.50

JOHN DEERE COMMERCIAL PRODUCTS
HEAVY-DUTY CROSSOVER UTILITY VEHICLES AND EQUIPMENT

XUV 625i Camo
Continued

CODE	ATTACHMENT IDENTIFIER	DESCRIPTION	SUGGESTED LIST PRICE USD (\$)
		ATTACHMENTS FOR FIELD CONVERSION Continued...	
	BM24586	Deluxe Signal Light Kit <i>Includes Turn Signals (Front & Rear), 4-Way Flashers, Brake, Tail & Reverse Lights.</i>	374.50
	BM24587	Deluxe Signal Light Kit <i>Includes Turn Signals (Front & Rear) and 4-Way Flashers. Compatible with the 825i and 825i S4 vehicles equipped with the 3000 cargo box option code or 625i, 855D and 855D S4 vehicles equipped with the 3002 Cargo Box option code which already includes the brake & tail lights.</i>	171.20
	BM21651	Front Light Kit - Deluxe Cab <i>Requires Electrical Kit.</i>	293.19
	BM23442	Hella HID Sport Driving Lights <i>Requires OPS Switch Bank for OPS or poly roof mounting, or Front Brushguard for bumper mounting.</i>	935.19
	BM24108	Hella Performance Spot Lights <i>Requires OPS Switch Bank for OPS or poly roof mounting, or Front Brushguard for bumper mounting.</i>	343.47
	BM23370	Horn Kit	97.37
	BM24090	Long Range Light Kit <i>Can also mount behind front bumper cover directly to frame. Requires OPS Switch Bank for OPS or poly roof mounting, or Front Brushguard for brushguard mounting.</i>	191.53
	BM24016	Mid-Range Light Kit <i>Requires OPS Switch Bank for OPS or poly roof mounting. Can be installed on the front or rear of OPS or roof.</i>	123.06
	BM24089	OPS Switch Bank <i>Accommodates up to three separate OPS accessory kits.</i>	67.41
	BM21652	Rear Light Kit - Deluxe Cab <i>Requires Electrical Kit.</i>	217.21
	BM24282	Protection: Floormat <i>Also front floormat on S4</i>	78.11
	BM24463	Front CV Guards	114.49
	BM22987	Heavy Duty Fender Guard <i>Compatible with Standard Front Bumper.</i>	215.07
	BM22841	Heavy Duty Front Brush Guard	249.31
	BM22767	Heavy Duty Rear Bumper	236.47
	BM22962	Rear CV Guards	114.49
	BM23119	Skid Plate Kit	101.66
	BM22773	Tail Light Protectors	89.89
	LP93107	Vehicle Cover, Cab / ROPS - Black <i>Available through Order Zone.</i>	In Catalog

JOHN DEERE COMMERCIAL PRODUCTS
HEAVY-DUTY CROSSOVER UTILITY VEHICLES AND EQUIPMENT

XUV 625i Camo
Continued

CODE	ATTACHMENT IDENTIFIER	DESCRIPTION	SUGGESTED LIST PRICE USD (\$)
ATTACHMENTS FOR FIELD CONVERSION Continued...			
		Sprayers / Pressure Washers:	
	LP33597	25 Gallon Bed Sprayer <i>Available through Order Zone</i>	In Catalog
	LP19490	25 Gallon Portable Sprayer <i>Available through Order Zone</i>	In Catalog
	LP20852	45 Gallon Bed Sprayer <i>Available through Order Zone</i>	In Catalog
	LP22908	45 Gallon High Performance Sprayer <i>Available through Order Zone</i>	In Catalog
	LP20485	45 Gallon Tow-Behind Sprayer <i>Available through Order Zone</i>	In Catalog
	LP20853	90 Gallon Bed Sprayer <i>Available through Order Zone</i>	In Catalog
	LP22909	90 Gallon High Performance Bed Sprayer <i>Available through Order Zone</i>	In Catalog
	LPGP2700GH	GatorPal High Pressure Washer (2700 psi, Honda engine) <i>Contact Dealer for pricing.</i>	In Catalog
	LPGP2700GS	GatorPal High Pressure Washer (2700 psi, Subaru engine) <i>Contact Dealer for pricing.</i>	In Catalog
	LPGP3000GH	GatorPal High Pressure Washer (3000 psi, Honda engine) <i>Contact Dealer for pricing.</i>	In Catalog
	LPGP3000GS	GatorPal High Pressure Washer (3000 psi, Subaru engine) <i>Contact Dealer for pricing.</i>	In Catalog
	LP22885	HP 150 in. Precision Boom <i>Compatible with all High Performance Sprayers</i> <i>Available through Order Zone</i>	In Catalog
	LP39963	HP 45 Gallon Sprayer - Tow Behind <i>Available through Order Zone</i>	In Catalog
	LP22884	HP Boomless Nozzles <i>Compatible with all High Performance Sprayers</i> <i>Available through Order Zone</i>	In Catalog
	LP22911	HP Standard Gator Boom <i>Compatible with all High Performance Sprayers</i> <i>Available through Order Zone</i>	In Catalog
		Winch:	
	BM24443	Warn® Winch (3000 lb) <i>Requires 2-Inch Receiver Multi-Mount Kit for Front or Rear Receiver Mount.</i>	770.40
	BM23105	Winch - 2 Inch Receiver Multi-Mount Kit	225.77
	BM21392	Winch Accessories Kit <i>Accessory kit includes 1/2" shackle, 9,000 lbs. maximum capacity snatch block, (2) 1"x8' tree trunk protectors, and (1) pair of WARN winching gloves.</i>	129.47

JOHN DEERE COMMERCIAL PRODUCTS
HEAVY-DUTY CROSSOVER UTILITY VEHICLES AND EQUIPMENT

XUV 625i Camo

Continued

CODE	ATTACHMENT IDENTIFIER	DESCRIPTION	SUGGESTED LIST PRICE USD (\$)
SERVICE CONTRACTS - RESIDENTIAL OWNERS/USE			
<i>Visit http://www.JohnDeere.com/ServicePlans for more information on John Deere Service Contracts. May not be Available in Parts of the U.S., Not Available in Canada. Price may vary due to driving distance and/or time from machine to dealership location.</i>			
		John Deere Extended Service Plan - 2-Year Option <i>Available for T-Series, HPX and XUV utility vehicles only.) 2-year extended service plan. (1 year of extended service protection); 2-years of warranty transportation.</i>	399.99
		John Deere Extended Service Plan - 3-Year Option <i>3-year extended service plan. (2 years of extended service protection); 3-years of warranty transportation.</i>	569.99

JOHN DEERE COMMERCIAL PRODUCTS

HEAVY-DUTY CROSSOVER UTILITY VEHICLES AND EQUIPMENT

XUV 825i Green & Yellow

Equipment for Base Machine

ENGINE:	of travel	Hitch
50 Engine HP*(812cc),	Independent Rear Suspension	REAR PROTECTION:
Electronic Fuel Injection	(IRS) with 9 inches (228.6mm)	Skid Plate and Close Out Panel
(EFI)	of travel	DIMENSIONS(WITH OPS):
Three Cylinder, Liquid-cooled,	Integrated 2" Rear Receiver	119 In. Long x 62 In.
Dual Overhead Cams,	12.4 ft. Turning Radius	Wide x 75 Inches High
4-Cycle Gasoline	Ground Clearance: 11 In.	PAYLOAD CAPACITY:
Full Pressure Lubrication	(267 mm)	1,400 Lb (635 kg) Total Payload
System	Ground Clearance	Capacity which Includes:
Replaceable Single Dry-Type	(Under Foot Platform):	200 Lb (91 kg) Driver,
Element Air Cleaner with	12.25 In (311 mm)	200 Lb (91 kg) Passenger, and
Remote Intake	FRAME/STYLED PARTS:	1000 Lb (454 kg) in Cargo Box
7.0 Gallon (26.49L) Fuel	Hydroform Technology Frame	Towing Capacity:
Capacity	PC/ASA (JDLOY) Hood and	1,500 Lb (680kg)
Solid-state Ignition (12V)	Fenders	CARGO BOX:
Spark-arresting Muffler	OCCUPANT PROTECTION SYSTEM(OPS):	45 In. Long x 52 In. Wide x
ELECTRICAL:	1.75 In. (44.4 mm) Steel Tubular	12 In. Deep
Electric Start	Overhead Structure	(1,143mm x 1321mm x 305mm)
75 Amp Alternator	Multiple Passenger Handholds	16.4cu. ft (.46 cu.m) Capacity
340 CCA Battery	3-pt. Seat Belts	1000 Lbs (454 kg) Box Capacity
Two 37.5 Watt Halogen	SAE J2194 & OSHA ROPS Certified	Tilting Box
Headlights	OPERATOR STATION:	Hinged (Bottom) Tailgate
Brake and Tail Lights	High-back Bucket Seats	Load Guard
TRANSAXLE/TRANSMISSION:	7 In. (178 mm) Slide Rail	TIRES:
Continuously Variable	Adjustment on Driver's Seat	Front: 26x9-12 Ancla XT
Transmission	Hip Restraint Bars for Driver	(Extreme Terrain Tires)
Full Clutch Enclosure	and Passenger	Rear: 26x11-12 Ancla XT
Two-speed Transaxle	Passenger Grab Handles	(Extreme Terrain Tires)
Operator Selectable 4WD	Glove Box	SAFETY VIDEO TAPE:
44 mph (70 kph) Maximum	Storage Compartment Under Hood	Safety and Operational DVD
Forward Speed	Two Cup Holders	Operators Manual
On-demand True Four-Wheel	Instrument gauge with 4	*Engine HP is Provided by the
Drive System	wheel-drive indicator, RPM,	Engine Manufacturer to be Used
Auto Locking Front Differential	MPH/KPH, time of day, fuel	for Comparison Purposes Only,
Traction Assist	level, total miles and hour	Actual Operating HP will be
Front and Rear Hydraulic Disk	meters	Less.
Brakes	12v DC Outlet	
Hand-operated Sealed Wet Disk	Digital Instrument Cluster with	
Park brake	(Speed MPH, KH/h, RPM,	
1.3 In. (27mm) Forged Rear	Hour meter, Odometer with	
Axles	trip,	
STEERING/SUSPENSION:	Clock, Water Temp.4WD notice)	
Rack and Pinion Steering	FRONTAL PROTECTION:	
Independent Front Suspension	Heavy-Duty Front Bumper	
(IRS) with 8 inches (203mm)	Integrated 2 Inch Front Receiver	

CODE	ATTACHMENT IDENTIFIER	DESCRIPTION	SUGGESTED LIST PRICE USD (\$)
------	-----------------------	-------------	-------------------------------

Select One Code From Each Required Category

BASE MACHINE

F.O.B. Janesville, Wisconsin

397FM	XUV 825i Green & Yellow Base Machine Suggested List Price Does Not Include \$400 USD Destination Charge.	11,799.00
-------	---	-----------

DESTINATION

0202	US/Canada	In Base Price
0230	Australia/New Zealand	Same Price

JOHN DEERE COMMERCIAL PRODUCTS
HEAVY-DUTY CROSSOVER UTILITY VEHICLES AND EQUIPMENT

XUV 825i Green & Yellow
Continued

CODE	ATTACHMENT IDENTIFIER	DESCRIPTION	SUGGESTED LIST PRICE USD (\$)
DESTINATION Continued...			
0195		Mexico	Same Price
0250		All Other Countries	Same Price
0179		Europe	312.00
WHEELS WITH TIRES (FOUR)			
1000		Yellow Steel Wheels Terra Hawk All Terrain Tires	Same Price
1001		Yellow Steel Wheels Ancla M-T Extreme Terrain Tire	In Base Price
1002		Yellow Alloy Wheels Maxxis Bighorn Radial Tires	823.00
DRIVER SEAT			
2000		21 In. Standard XUV HB Seat - Yellow	In Base Price
2001		Bench Seat - Yellow	Same Price
2002		High Performance Sport Seat - Black	296.00
DELUXE CARGO BOX			
3000		Deluxe Cargo Box with Paint, Brake, Tail & Reverse Lights	In Base Price
3002		Deluxe Cargo Box with Polyurea Liner, Brake, Tail, Reverse Lights & Light Protector	348.00
OVERHEAD PROTECTION STRUCTURES (OPS)			
4000		OPS	In Base Price
4002		Deluxe Cab Frame/Including Windshield, Wiper, Electrical Kit and Rear Window	2,368.00
4008		OPS with Black Poly Roof	416.00
POWER AND FRONT PROTECTION PACKAGE			
5000		Power and Front Protection Package Package Consists of: Power Lift, Heavy Duty Front Brushguard, Heavy Duty Front Fender Guard, Floor Mats <i>Package Priced at 10% discount.</i>	1,261.00
5010		Manual Lift <i>Must order 5010 option code when ordering 6000 option code.</i>	In Base Price
REAR PROTECTION PACKAGE			
5100		Rear Protection Package Package Consists of: Rear Bumper, Bed Mat, Cargo Box Heavy Duty Fender Guards <i>Package Priced at 10% discount.</i>	494.00
5110		Less Rear Protection Package	In Base Price
FRONT BRUSH GUARD			
6000		Heavy Duty Front Brushguard	233.00

JOHN DEERE COMMERCIAL PRODUCTS
HEAVY-DUTY CROSSOVER UTILITY VEHICLES AND EQUIPMENT

XUV 825i Green & Yellow
Continued

CODE	ATTACHMENT IDENTIFIER	DESCRIPTION	SUGGESTED LIST PRICE USD (\$)
6010		FRONT BRUSH GUARD Continued... Less Front Brush Guard <i>Must order 6010 option code when ordering 5000 option code.</i>	In Base Price
MUFFLER			
6100		Standard Muffler	In Base Price
6200		High Performance Slip-On Exhaust	430.00
HOOD RACK			
6300		Front Hood Rack XUV <i>Must order 5000 or 6000 option code when ordering 6300 option code.</i>	226.00
6310		Less Front Hood Rack XUV <i>Must order 6310 option code when ordering 4002 option code.</i>	In Base Price
Attachments-Order as Desired			
9435		Spanish North American Kit: Spanish North American Operator's Manual and Decal Kit	No Charge
ATTACHMENTS FOR FIELD CONVERSION			
		Blades:	
LP25355		Heavy Duty POWERtach Blade - 72" <i>Available through Order Zone</i>	In Catalog
LPPK140		POWERtach Deflector Shield <i>Available through Order Zone</i>	In Catalog
LPPK120		POWERtach Markers <i>Available through Order Zone</i>	In Catalog
LPPWBK72		POWERtach Poly Wear Bar <i>Available through Order Zone</i>	In Catalog
LPPK150		POWERtach Rubber Squeegee <i>Available through Order Zone</i>	In Catalog
LPPK160		POWERtach Skid Shoes <i>Available through Order Zone</i>	In Catalog
		Cabs/Roofs/Windshields:	
BM23768		Air Cleaner Relocation Kit (Gas) <i>Quiet Cab Kit for Deluxe Cab. Requires Noise Reduction Kit. Can also be used with Poly Cab for noise reduction.</i>	11.77
BM23608		Cab Heater <i>Requires Cab Heater Fitting Kit.</i>	1,130.99
BM23509		Cab Heater Fitting Kit	112.36

JOHN DEERE COMMERCIAL PRODUCTS
HEAVY-DUTY CROSSOVER UTILITY VEHICLES AND EQUIPMENT

XUV 825i Green & Yellow
Continued

CODE	ATTACHMENT IDENTIFIER	DESCRIPTION	SUGGESTED LIST PRICE USD (\$)
		ATTACHMENTS FOR FIELD CONVERSION Continued...	
	BM23498	Deluxe Cab Frame <i>Requires Seat Belt Kit, Glass Door Kit, Glass Windshield with Wiper, and Rear Window Kit to complete full Deluxe Cab.</i>	1,443.43
	VGB10505	Electrical Kit <i>Required for field installed Deluxe cabs.</i>	94.16
	BM24560	Glass Door Kit - Deluxe Cab	2,427.83
	BM23507	Glass Windshield with Wiper - Deluxe Cab	874.19
	BM21656	Interior Light Kit - Deluxe Cab <i>Requires Electrical Kit.</i>	58.86
	BM23750	Noise Reduction Kit (Gas & Diesel) <i>Quiet Cab Kit for Deluxe Cab. Requires Air Cleaner Relocation Kit.</i>	373.43
	BM23742	OPS Full No-Scratch Windshield <i>Not compatible with Deluxe Cab Frame. Compatible with poly cab.</i>	531.79
	BM23741	OPS Full Poly Windshield <i>Not compatible with Deluxe Cab Frame. Compatible with poly cab.</i>	423.71
	BM23743	OPS Glass Windshield with Wiper <i>Not compatible with Deluxe Cab Frame. Compatible with poly cab.</i>	874.19
	BM23740	OPS Half Poly Windshield <i>Not compatible with Deluxe Cab Frame.</i>	339.19
	BM24115	OPS Poly Roof - Black	445.11
	BM24561	OPS Rear Panel <i>Part of the Poly cab, or can be mounted on the OPS alone. Requires full windshield, poly cab doors, and poly roof to complete poly cab.</i>	502.90
	LP10314	OPS Side Mirror - Left <i>Available through Order Zone.</i>	In Catalog
	LP10315	OPS Side Mirror - Right <i>Available through Order Zone.</i>	In Catalog
	LP93127	OPS Soft Roof - Black <i>Available through Order Zone</i>	In Catalog
	BM24117	Poly Cab Doors <i>Includes left and right doors, with side mirrors. Requires full windshield, OPS rear panel, and poly roof to complete poly cab.</i>	2,675.00
	BM23505	Rear Window Kit - Deluxe Cab	225.77
	BM23755	Seat Belt Kit <i>Required with Deluxe Cab Frame</i>	144.46
	BM23508	Side Mirrors - Deluxe Cab	129.47
	BM21646	Visor (1) Kit - Deluxe cab	70.61

JOHN DEERE COMMERCIAL PRODUCTS
HEAVY-DUTY CROSSOVER UTILITY VEHICLES AND EQUIPMENT

XUV 825i Green & Yellow

Continued

CODE	ATTACHMENT IDENTIFIER	DESCRIPTION	SUGGESTED LIST PRICE USD (\$)
		ATTACHMENTS FOR FIELD CONVERSION Continued...	
	BM23534	Windshield Washer Fluid Kit - Deluxe Cab <i>Requires Electrical Kit.</i>	173.34
		Cargo Box Options / Storage:	
	BM23849	5 Gallon Pail Holder	38.51
	BM22772	Cargo Box Bed Mat	119.84
	BM22769	Cargo Box Divider	191.53
	BM22811	Cargo Box FenderGuard <i>Requires Rear Bumper</i>	191.53
	BM23694	Cargo Box Power Lift Kit	858.14
	BM22774	Cargo Box Side Extension Kit	511.46
	LP19880	Deluxe Cargo Box Cover - Black <i>Available through Order Zone</i>	In Catalog
	BM22980	Front Hood Rack <i>Requires Front Brush Guard.</i>	241.81
	LP30320	Fuel Pack <i>Available through Order Zone</i>	In Catalog
	LP19878	Gator Gear Organizer - Black <i>Available through Order Zone</i>	In Catalog
	LP19886	Gator Tool Box <i>Contact Dealer for pricing.</i>	In Catalog
	LP93117	OPS Overhead Organizer - Black <i>Available through Order Zone</i>	In Catalog
	LP46485	Ratcheting Rhino Grip <i>Available through Order Zone.</i>	In Catalog
	LP25929	Rhino Grip XL - Double <i>Available through Order Zone.</i>	In Catalog
	LP25928	Rhino Grip XL - Single <i>Available through Order Zone.</i>	In Catalog
	LP19882	Saw Press Bracket <i>Available through Order Zone</i>	In Catalog
	BM22775	Side Tool Rack	304.96
	LP93207	Soft Rear Screen and Organizer - Black <i>Available through Order Zone</i>	In Catalog
		Carts / Hitches:	
	LPPCT10LXATV	10AT Cart <i>Available through Order Zone</i>	In Catalog
	LPPCT17ATJD	17AT Cart <i>Available through Order Zone.</i>	In Catalog

JOHN DEERE COMMERCIAL PRODUCTS
HEAVY-DUTY CROSSOVER UTILITY VEHICLES AND EQUIPMENT

XUV 825i Green & Yellow

Continued

CODE	ATTACHMENT IDENTIFIER	DESCRIPTION	SUGGESTED LIST PRICE USD (\$)
		ATTACHMENTS FOR FIELD CONVERSION Continued...	
	LPUT21JD	21 Steel Utility Cart <i>Available through Order Zone</i>	In Catalog
	PM05101	Ball Mount - 1.875 in. (48mm)	See Parts
	PM05201	Ball Mount - 2 in. (51mm)	See Parts
	BM22290	Drawbar - 2 in. (51mm)	38.51
	BM24021	Custom & High Performance: Fox ® High Performance Racing Shox	1,758.01
	BM22916	High Performance Slip-On Exhaust	680.51
	BM22703	Seat-Belt Comfort Strap (2) <i>Also compatible with Deluxe Cab.</i>	77.04
	BM24453	Stereo Mounting Kit <i>Includes mounting kit only; must choose one of the following three head units to have complete stereo:</i> <i>Radio, Heavy Duty AM / FM / WB / AUX (SWJHD1120)</i> <i>Radio, Heavy Duty AM / FM / WB / SAT / I-POD (SWJHD1620)</i> <i>Radio, AM / FM / WB / CD / AUX / SAT Ready (SWJHD3620)</i> <i>Must order head unit through Parts. Stereo Mounting Kit not compatible with Deluxe Cab.</i>	521.09
	LP19884	Hunting / Camo: Cargo Box Gun Mount - Black <i>Available through Order Zone</i>	In Catalog
	LP10319	Gun Mount Kit - Overhead <i>Includes 2 Gun Boot VI.</i> <i>Available through Order Zone</i>	In Catalog
	LP93103	Vehicle Cover, Cab / ROPS - Camo <i>Fits all Models Equipped with OPS and Deluxe Cab Structure.</i> <i>Available through Order Zone</i>	In Catalog
	BM24726	Lights / Signals: Backup Alarm	74.56
	BM24013	Beacon Light <i>Requires OPS Poly Roof and OPS Switch Bank.</i>	219.36
	BM21649	Beacon Light Kit - Deluxe Cab <i>Requires Electrical Kit.</i>	371.29
	BM24587	Deluxe Signal Light Kit <i>Includes Turn Signals (Front & Rear) and 4-Way Flashers. Compatible with the 825i and 825i S4 vehicles equipped with the 3000 cargo box option code or 625i, 855D and 855D S4 vehicles equipped with the 3002 Cargo Box option code which already includes the brake & tail lights.</i>	171.20
	BM21651	Front Light Kit - Deluxe Cab <i>Requires Electrical Kit.</i>	293.19
	BM23442	Hella HID Sport Driving Lights <i>Requires OPS Switch Bank for OPS or poly roof mounting, or Front Brushguard for bumper mounting.</i>	935.19

JOHN DEERE COMMERCIAL PRODUCTS
HEAVY-DUTY CROSSOVER UTILITY VEHICLES AND EQUIPMENT

XUV 825i Green & Yellow

Continued

CODE	ATTACHMENT IDENTIFIER	DESCRIPTION	SUGGESTED LIST PRICE USD (\$)
		ATTACHMENTS FOR FIELD CONVERSION Continued...	
	BM24108	Hella Performance Spot Lights <i>Requires OPS Switch Bank for OPS or poly roof mounting, or Front Brushguard for bumper mounting.</i>	343.47
	BM23370	Horn Kit	97.37
	BM24090	Long Range Light Kit <i>Can also mount behind front bumper cover directly to frame. Requires OPS Switch Bank for OPS or poly roof mounting, or Front Brushguard for brushguard mounting.</i>	191.53
	BM24016	Mid-Range Light Kit <i>Requires OPS Switch Bank for OPS or poly roof mounting. Can be installed on the front or rear of OPS or roof.</i>	123.06
	BM24089	OPS Switch Bank <i>Accommodates up to three separate OPS accessory kits.</i>	67.41
	BM21652	Rear Light Kit - Deluxe Cab <i>Requires Electrical Kit.</i>	217.21
	BM24282	Protection: Floormat <i>Also front floormat on S4</i>	78.11
	BM24463	Front CV Guards	114.49
	BM22987	Heavy Duty Fender Guard <i>Compatible with Standard Front Bumper.</i>	215.07
	BM22841	Heavy Duty Front Brush Guard	249.31
	BM22767	Heavy Duty Rear Bumper	236.47
	BM22962	Rear CV Guards	114.49
	BM22773	Tail Light Protectors	89.89
	LP93107	Vehicle Cover, Cab / ROPS - Black <i>Available through Order Zone.</i>	In Catalog
	LP40587	Seats / Wheels / Tires: Camoplast Tracks (825i) <i>Available through Order Zone</i>	In Catalog
	LP33597	Sprayers / Pressure Washers: 25 Gallon Bed Sprayer <i>Available through Order Zone</i>	In Catalog
	LP19490	25 Gallon Portable Sprayer <i>Available through Order Zone</i>	In Catalog
	LP20852	45 Gallon Bed Sprayer <i>Available through Order Zone</i>	In Catalog
	LP22908	45 Gallon High Performance Sprayer <i>Available through Order Zone</i>	In Catalog

JOHN DEERE COMMERCIAL PRODUCTS
HEAVY-DUTY CROSSOVER UTILITY VEHICLES AND EQUIPMENT

XUV 825i Green & Yellow
Continued

CODE	ATTACHMENT IDENTIFIER	DESCRIPTION	SUGGESTED LIST PRICE USD (\$)
		ATTACHMENTS FOR FIELD CONVERSION Continued...	
	LP20485	45 Gallon Tow-Behind Sprayer <i>Available through Order Zone</i>	In Catalog
	LP20853	90 Gallon Bed Sprayer <i>Available through Order Zone</i>	In Catalog
	LP22909	90 Gallon High Performance Bed Sprayer <i>Available through Order Zone</i>	In Catalog
	LPGP2700GH	GatorPal High Pressure Washer (2700 psi, Honda engine) <i>Contact Dealer for pricing.</i>	In Catalog
	LPGP2700GS	GatorPal High Pressure Washer (2700 psi, Subaru engine) <i>Contact Dealer for pricing.</i>	In Catalog
	LPGP3000GH	GatorPal High Pressure Washer (3000 psi, Honda engine) <i>Contact Dealer for pricing.</i>	In Catalog
	LPGP3000GS	GatorPal High Pressure Washer (3000 psi, Subaru engine) <i>Contact Dealer for pricing.</i>	In Catalog
	LP22885	HP 150 in. Precision Boom <i>Compatible with all High Performance Sprayers</i> <i>Available through Order Zone</i>	In Catalog
	LP39963	HP 45 Gallon Sprayer - Tow Behind <i>Available through Order Zone</i>	In Catalog
	LP22884	HP Boomless Nozzles <i>Compatible with all High Performance Sprayers</i> <i>Available through Order Zone</i>	In Catalog
	LP22911	HP Standard Gator Boom <i>Compatible with all High Performance Sprayers</i> <i>Available through Order Zone</i>	In Catalog
	BM24443	Winch: Warn® Winch (3000 lb) <i>Requires 2-Inch Receiver Multi-Mount Kit for Front or Rear Receiver Mount.</i>	770.40
	BM23105	Winch - 2 Inch Receiver Multi-Mount Kit	225.77
	BM21392	Winch Accessories Kit <i>Accessory kit includes 1/2" shackle, 9,000 lbs. maximum capacity snatch block, (2) 1"x8' tree trunk protectors, and (1) pair of WARN winching gloves.</i>	129.47

SERVICE CONTRACTS - RESIDENTIAL OWNERS/USE

Visit <http://www.JohnDeere.com/ServicePlans> for more information on John Deere Service Contracts. May not be Available in Parts of the U.S., Not Available in Canada. Price may vary due to driving distance and/or time from machine to dealership location.

John Deere Extended Service Plan - 2-Year Option <i>Available for T-Series, HPX and XUV utility vehicles only.)</i> <i>2-year extended service plan. (1 year of extended service protection);</i> <i>2-years of warranty transportation.</i>	399.99
John Deere Extended Service Plan - 3-Year Option	569.99

JOHN DEERE COMMERCIAL PRODUCTS
HEAVY-DUTY CROSSOVER UTILITY VEHICLES AND EQUIPMENT

XUV 825i Green & Yellow

Continued

CODE	ATTACHMENT IDENTIFIER	DESCRIPTION	SUGGESTED LIST PRICE USD (\$)
------	--------------------------	-------------	-------------------------------------

SERVICE CONTRACTS - RESIDENTIAL OWNERS/USE

Continued...

3-year extended service plan. (2 years of extended service protection);

3-years of warranty transportation.

JOHN DEERE COMMERCIAL PRODUCTS

HEAVY-DUTY CROSSOVER UTILITY VEHICLES AND EQUIPMENT

XUV 825i Power Steering Green & Yellow Equipment for Base Machine

ENGINE:
50 Engine HP*(812cc),
Electronic Fuel Injection
(EFI)
Three Cylinder, Liquid-cooled,
Dual Overhead Cams,
4-Cycle Gasoline
Full Pressure Lubrication
System
Replaceable Single Dry-Type
Element Air Cleaner with
Remote Intake
7.0 Gallon (26.49L) Fuel
Capacity
Solid-state Ignition (12V)
Spark-arresting Muffler
ELECTRICAL:
Electric Start
75 Amp Alternator
340 CCA Battery
Two 37.5 Watt Halogen
Headlights
Brake and Tail Lights
TRANSAXLE/TRANSMISSION:
Continuously Variable
Transmission
Full Clutch Enclosure
Two-speed Transaxle
Operator Selectable 4WD
44 mph (70 kph) Maximum
Forward Speed
On-demand True Four-Wheel
Drive System
Auto Locking Front Differential
Traction Assist
Front and Rear Hydraulic Disk
Brakes
Hand-operated Sealed Wet Disk
Park brake
1.3 In. (27mm) Forged Rear
Axles
STEERING/SUSPENSION:
Power Steering
Rack and Pinion Steering

Independent Front Suspension
(IRS) with 8 inches (203mm)
of travel
Independent Rear Suspension
(IRS) with 9 inches (228.6mm)
of travel
Integrated 2" Rear Receiver
12.4 ft. Turning Radius
Ground Clearance: 11 In.
(267 mm)
Ground Clearance
(Under Foot Platform):
12.25 In (311 mm)
FRAME/STYLED PARTS:
Hydroform Technology Frame
PC/ASA (JDLOY) Hood and
Fenders
OCCUPANT PROTECTION SYSTEM(OPS):
1.75 In. (44.4 mm) Steel Tubular
Overhead Structure
Multiple Passenger Handholds
3-pt. Seat Belts
SAE J2194 & OSHA ROPS Certified
OPERATOR STATION:
High-back Bucket Seats
7 In. (178 mm) Slide Rail
Adjustment on Driver's Seat
Hip Restraint Bars for Driver
and Passenger
Passenger Grab Handles
Glove Box
Storage Compartment Under Hood
Two Cup Holders
Instrument gauge with 4
wheel-drive indicator, RPM,
MPH/KPH, time of day, fuel
level, total miles and hour
meters
12v DC Outlet
FRONTAL PROTECTION:
Heavy-Duty Front Bumper
Integrated 2 Inch Front Receiver
Hitch
REAR PROTECTION:

Skid Plate and Close Out Panel
DIMENSIONS(WITH OPS):
116 In. Long x 62 In.
Wide x 75 Inches High
PAYLOAD CAPACITY:
1,400 Lb (635 kg) Total Payload
Capacity which Includes:
200 Lb (91 kg) Driver,
200 Lb (91 kg) Passenger, and
1000 Lb (454 kg) in Cargo Box
Towing Capacity:
1,500 Lb (680kg)
CARGO BOX:
45 In. Long x 52 In. Wide x
12 In. Deep
(1,143mm x 1321mm x 305mm)
16.4cu. ft (.46 cu.m) Capacity
1000 Lbs (454 kg) Box Capacity
Tilting Box
Hinged (Bottom) Tailgate
Load Guard
TIRES:
Front: 26x9-12 Ancla XT
(Extreme Terrain Tires)
Rear: 26x11-12 Ancla XT
(Extreme Terrain Tires)
SAFETY VIDEO TAPE:
Safety and Operational DVD
Operators Manual
*Engine HP is Provided by the
Engine Manufacturer to be Used
for Comparison Purposes Only,
Actual Operating HP will be
Less.

CODE	ATTACHMENT IDENTIFIER	DESCRIPTION	SUGGESTED LIST PRICE USD (\$)
------	-----------------------	-------------	-------------------------------

Select One Code From Each Required Category

BASE MACHINE

F.O.B. Janesville, Wisconsin

397JM	XUV 825i Power Steering Green & Yellow <i>Base Machine Suggested List Price Does Not Include \$400 USD Destination Charge.</i>	12,799.00
-------	---	-----------

DESTINATION

0202	US/Canada	In Base Price
0230	Australia/New Zealand	Same Price
0195	Mexico	Same Price

JOHN DEERE COMMERCIAL PRODUCTS
HEAVY-DUTY CROSSOVER UTILITY VEHICLES AND EQUIPMENT

XUV 825i Power Steering Green & Yellow
Continued

CODE	ATTACHMENT IDENTIFIER	DESCRIPTION	SUGGESTED LIST PRICE USD (\$)
DESTINATION Continued...			
0250		All Other Countries	Same Price
0179		Europe	312.00
WHEELS WITH TIRES (FOUR)			
1000		Yellow Steel Wheels Terra Hawk All Terrain Tires	Same Price
1001		Yellow Steel Wheels Ancla M-T Extreme Terrain Tire	In Base Price
1002		Yellow Alloy Wheels Maxxis Bighorn Radial Tires	823.00
DRIVER SEAT			
2000		21 In. Standard XUV HB Seat - Yellow	In Base Price
2001		Bench Seat - Yellow	Same Price
2002		High Performance Sport Seat - Black	296.00
DELUXE CARGO BOX			
3000		Deluxe Cargo Box with Paint, Brake, Tail & Reverse Lights	In Base Price
3002		Deluxe Cargo Box with Polyurea Liner, Brake, Tail, Reverse Lights & Light Protector	348.00
OVERHEAD PROTECTION STRUCTURES (OPS)			
4000		OPS	In Base Price
4002		Deluxe Cab Frame/Including Windshield, Wiper, Electrical Kit and Rear Window	2,368.00
4008		OPS with Black Poly Roof	416.00
POWER AND FRONT PROTECTION PACKAGE			
5000		Power and Front Protection Package Package Consists of: Power Lift, Heavy Duty Front Brushguard, Heavy Duty Front Fender Guard, Floor Mats <i>Package Priced at 10% discount.</i>	1,261.00
5010		Manual Lift <i>Must order 5010 option code when ordering 6000 option code.</i>	In Base Price
REAR PROTECTION PACKAGE			
5100		Rear Protection Package Package Consists of: Rear Bumper, Bed Mat, Cargo Box Heavy Duty Fender Guards <i>Package Priced at 10% discount.</i>	494.00
5110		Less Rear Protection Package	In Base Price
FRONT BRUSH GUARD			
6000		Heavy Duty Front Brushguard	233.00
6010		Less Front Brush Guard	In Base Price

JOHN DEERE COMMERCIAL PRODUCTS
HEAVY-DUTY CROSSOVER UTILITY VEHICLES AND EQUIPMENT

XUV 825i Power Steering Green & Yellow
Continued

CODE	ATTACHMENT IDENTIFIER	DESCRIPTION	SUGGESTED LIST PRICE USD (\$)
FRONT BRUSH GUARD Continued...			
<i>Must order 6010 option code when ordering 5000 option code.</i>			
MUFFLER			
6100		Standard Muffler	In Base Price
6200		High Performance Slip-On Exhaust	430.00
HOOD RACK			
6300		Front Hood Rack XUV <i>Must order 5000 or 6000 option code when ordering 6300 option code.</i>	226.00
6310		Less Front Hood Rack XUV <i>Must order 6310 option code when ordering 4002 option code.</i>	In Base Price
Attachments-Order as Desired			
9435		Spanish North American Kit: Spanish North American Operator's Manual and Decal Kit	No Charge
ATTACHMENTS FOR FIELD CONVERSION			
Blades:			
LP25355		Heavy Duty POWERtach Blade - 72" <i>Available through Order Zone</i>	In Catalog
LPPK140		POWERtach Deflector Shield <i>Available through Order Zone</i>	In Catalog
LPPK120		POWERtach Markers <i>Available through Order Zone</i>	In Catalog
LPPWBK72		POWERtach Poly Wear Bar <i>Available through Order Zone</i>	In Catalog
LPPK150		POWERtach Rubber Squeegee <i>Available through Order Zone</i>	In Catalog
LPPK160		POWERtach Skid Shoes <i>Available through Order Zone</i>	In Catalog
Cabs/Roofs/Windshields:			
BM23768		Air Cleaner Relocation Kit (Gas) <i>Quiet Cab Kit for Deluxe Cab. Requires Noise Reduction Kit. Can also be used with Poly Cab for noise reduction.</i>	11.77
BM23608		Cab Heater <i>Requires Cab Heater Fitting Kit.</i>	1,130.99
BM23509		Cab Heater Fitting Kit	112.36
BM23498		Deluxe Cab Frame <i>Requires Seat Belt Kit, Glass Door Kit, Glass Windshield with Wiper, and Rear Window Kit to complete full Deluxe Cab.</i>	1,443.43

JOHN DEERE COMMERCIAL PRODUCTS
HEAVY-DUTY CROSSOVER UTILITY VEHICLES AND EQUIPMENT

XUV 825i Power Steering Green & Yellow
Continued

CODE	ATTACHMENT IDENTIFIER	DESCRIPTION	SUGGESTED LIST PRICE USD (\$)
		ATTACHMENTS FOR FIELD CONVERSION Continued...	
	VGB10505	Electrical Kit <i>Required for field installed Deluxe cabs.</i>	94.16
	BM24560	Glass Door Kit - Deluxe Cab	2,427.83
	BM23507	Glass Windshield with Wiper - Deluxe Cab	874.19
	BM21656	Interior Light Kit - Deluxe Cab <i>Requires Electrical Kit.</i>	58.86
	BM23750	Noise Reduction Kit (Gas & Diesel) <i>Quiet Cab Kit for Deluxe Cab. Requires Air Cleaner Relocation Kit.</i>	373.43
	BM23742	OPS Full No-Scratch Windshield <i>Not compatible with Deluxe Cab Frame. Compatible with poly cab.</i>	531.79
	BM23741	OPS Full Poly Windshield <i>Not compatible with Deluxe Cab Frame. Compatible with poly cab.</i>	423.71
	BM23743	OPS Glass Windshield with Wiper <i>Not compatible with Deluxe Cab Frame. Compatible with poly cab.</i>	874.19
	BM23740	OPS Half Poly Windshield <i>Not compatible with Deluxe Cab Frame.</i>	339.19
	BM24115	OPS Poly Roof - Black	445.11
	BM24561	OPS Rear Panel <i>Part of the Poly cab, or can be mounted on the OPS alone. Requires full windshield, poly cab doors, and poly roof to complete poly cab.</i>	502.90
	LP10314	OPS Side Mirror - Left <i>Available through Order Zone.</i>	In Catalog
	LP10315	OPS Side Mirror - Right <i>Available through Order Zone.</i>	In Catalog
	LP93127	OPS Soft Roof - Black <i>Available through Order Zone</i>	In Catalog
	BM24117	Poly Cab Doors <i>Includes left and right doors, with side mirrors. Requires full windshield, OPS rear panel, and poly roof to complete poly cab.</i>	2,675.00
	BM23505	Rear Window Kit - Deluxe Cab	225.77
	BM23755	Seat Belt Kit <i>Required with Deluxe Cab Frame</i>	144.46
	BM23508	Side Mirrors - Deluxe Cab	129.47
	BM21646	Visor (1) Kit - Deluxe cab	70.61
	BM23534	Windshield Washer Fluid Kit - Deluxe Cab <i>Requires Electrical Kit.</i>	173.34
		Cargo Box Options / Storage:	
	BM23849	5 Gallon Pail Holder	38.51

JOHN DEERE COMMERCIAL PRODUCTS
HEAVY-DUTY CROSSOVER UTILITY VEHICLES AND EQUIPMENT

XUV 825i Power Steering Green & Yellow
Continued

CODE	ATTACHMENT IDENTIFIER	DESCRIPTION	SUGGESTED LIST PRICE USD (\$)
		ATTACHMENTS FOR FIELD CONVERSION Continued...	
	BM22772	Cargo Box Bed Mat	119.84
	BM22769	Cargo Box Divider	191.53
	BM22811	Cargo Box FenderGuard <i>Requires Rear Bumper</i>	191.53
	BM23694	Cargo Box Power Lift Kit	858.14
	BM22774	Cargo Box Side Extension Kit	511.46
	LP19880	Deluxe Cargo Box Cover - Black <i>Available through Order Zone</i>	In Catalog
	BM22980	Front Hood Rack <i>Requires Front Brush Guard.</i>	241.81
	LP30320	Fuel Pack <i>Available through Order Zone</i>	In Catalog
	LP19878	Gator Gear Organizer - Black <i>Available through Order Zone</i>	In Catalog
	LP19886	Gator Tool Box <i>Contact Dealer for pricing.</i>	In Catalog
	LP93117	OPS Overhead Organizer - Black <i>Available through Order Zone</i>	In Catalog
	LP46485	Ratcheting Rhino Grip <i>Available through Order Zone.</i>	In Catalog
	LP25929	Rhino Grip XL - Double <i>Available through Order Zone.</i>	In Catalog
	LP25928	Rhino Grip XL - Single <i>Available through Order Zone.</i>	In Catalog
	LP19882	Saw Press Bracket <i>Available through Order Zone</i>	In Catalog
	BM22775	Side Tool Rack	304.96
	LP93207	Soft Rear Screen and Organizer - Black <i>Available through Order Zone</i>	In Catalog
		Carts / Hitches:	
	LPPCT10LXATV	10AT Cart <i>Available through Order Zone</i>	In Catalog
	LPPCT17ATJD	17AT Cart <i>Available through Order Zone.</i>	In Catalog
	LPUT21JD	21 Steel Utility Cart <i>Available through Order Zone</i>	In Catalog
	PM05101	Ball Mount - 1.875 in. (48mm)	See Parts

JOHN DEERE COMMERCIAL PRODUCTS
HEAVY-DUTY CROSSOVER UTILITY VEHICLES AND EQUIPMENT

XUV 825i Power Steering Green & Yellow
Continued

CODE	ATTACHMENT IDENTIFIER	DESCRIPTION	SUGGESTED LIST PRICE USD (\$)
		ATTACHMENTS FOR FIELD CONVERSION Continued...	
	PM05201	Ball Mount - 2 in. (51mm)	See Parts
	BM22290	Drawbar - 2 in. (51mm)	38.51
	BM24021	Custom & High Performance: Fox ® High Performance Racing Shox	1,758.01
	BM22916	High Performance Slip-On Exhaust	680.51
	BM22703	Seat-Belt Comfort Strap (2) <i>Also compatible with Deluxe Cab.</i>	77.04
	BM24453	Stereo Mounting Kit <i>Includes mounting kit only; must choose one of the following three head units to have complete stereo:</i> <i>Radio, Heavy Duty AM / FM / WB / AUX (SWJHD1120)</i> <i>Radio, Heavy Duty AM / FM / WB / SAT / I-POD (SWJHD1620)</i> <i>Radio, AM / FM / WB / CD / AUX / SAT Ready (SWJHD3620)</i> <i>Must order head unit through Parts. Stereo Mounting Kit not compatible with Deluxe Cab.</i>	521.09
	LP19884	Hunting / Camo: Cargo Box Gun Mount - Black <i>Available through Order Zone</i>	In Catalog
	LP10319	Gun Mount Kit - Overhead <i>Includes 2 Gun Boot VI.</i> <i>Available through Order Zone</i>	In Catalog
	LP93103	Vehicle Cover, Cab / ROPS - Camo <i>Fits all Models Equipped with OPS and Deluxe Cab Structure.</i> <i>Available through Order Zone</i>	In Catalog
	BM24726	Lights / Signals: Backup Alarm	74.56
	BM24013	Beacon Light <i>Requires OPS Poly Roof and OPS Switch Bank.</i>	219.36
	BM21649	Beacon Light Kit - Deluxe Cab <i>Requires Electrical Kit.</i>	371.29
	BM24587	Deluxe Signal Light Kit <i>Includes Turn Signals (Front & Rear) and 4-Way Flashers. Compatible with the 825i and 825i S4 vehicles equipped with the 3000 cargo box option code or 625i, 855D and 855D S4 vehicles equipped with the 3002 Cargo Box option code which already includes the brake & tail lights.</i>	171.20
	BM21651	Front Light Kit - Deluxe Cab <i>Requires Electrical Kit.</i>	293.19
	BM23442	Hella HID Sport Driving Lights <i>Requires OPS Switch Bank for OPS or poly roof mounting, or Front Brushguard for bumper mounting.</i>	935.19
	BM24108	Hella Performance Spot Lights <i>Requires OPS Switch Bank for OPS or poly roof mounting, or Front Brushguard for bumper mounting.</i>	343.47
	BM23370	Horn Kit	97.37

JOHN DEERE COMMERCIAL PRODUCTS
HEAVY-DUTY CROSSOVER UTILITY VEHICLES AND EQUIPMENT

XUV 825i Power Steering Green & Yellow
Continued

CODE	ATTACHMENT IDENTIFIER	DESCRIPTION	SUGGESTED LIST PRICE USD (\$)
		ATTACHMENTS FOR FIELD CONVERSION Continued...	
	BM24090	Long Range Light Kit <i>Can also mount behind front bumper cover directly to frame. Requires OPS Switch Bank for OPS or poly roof mounting, or Front Brushguard for brushguard mounting.</i>	191.53
	BM24016	Mid-Range Light Kit <i>Requires OPS Switch Bank for OPS or poly roof mounting. Can be installed on the front or rear of OPS or roof.</i>	123.06
	BM24089	OPS Switch Bank <i>Accommodates up to three separate OPS accessory kits.</i>	67.41
	BM21652	Rear Light Kit - Deluxe Cab <i>Requires Electrical Kit.</i>	217.21
	BM24282	Protection: Floormat <i>Also front floormat on S4</i>	78.11
	BM24463	Front CV Guards	114.49
	BM22987	Heavy Duty Fender Guard <i>Compatible with Standard Front Bumper.</i>	215.07
	BM22841	Heavy Duty Front Brush Guard	249.31
	BM22767	Heavy Duty Rear Bumper	236.47
	BM22962	Rear CV Guards	114.49
	BM22773	Tail Light Protectors	89.89
	LP93107	Vehicle Cover, Cab / ROPS - Black <i>Available through Order Zone.</i>	In Catalog
	LP40587	Seats / Wheels / Tires: Camoplast Tracks (825i) <i>Available through Order Zone</i>	In Catalog
	LP33597	Sprayers / Pressure Washers: 25 Gallon Bed Sprayer <i>Available through Order Zone</i>	In Catalog
	LP19490	25 Gallon Portable Sprayer <i>Available through Order Zone</i>	In Catalog
	LP20852	45 Gallon Bed Sprayer <i>Available through Order Zone</i>	In Catalog
	LP22908	45 Gallon High Performance Sprayer <i>Available through Order Zone</i>	In Catalog
	LP20485	45 Gallon Tow-Behind Sprayer <i>Available through Order Zone</i>	In Catalog
	LP20853	90 Gallon Bed Sprayer <i>Available through Order Zone</i>	In Catalog

JOHN DEERE COMMERCIAL PRODUCTS
HEAVY-DUTY CROSSOVER UTILITY VEHICLES AND EQUIPMENT

XUV 825i Power Steering Green & Yellow
Continued

CODE	ATTACHMENT IDENTIFIER	DESCRIPTION	SUGGESTED LIST PRICE USD (\$)
		ATTACHMENTS FOR FIELD CONVERSION Continued...	
	LP22909	90 Gallon High Performance Bed Sprayer <i>Available through Order Zone</i>	In Catalog
	LPGP2700GH	GatorPal High Pressure Washer (2700 psi, Honda engine) <i>Contact Dealer for pricing.</i>	In Catalog
	LPGP2700GS	GatorPal High Pressure Washer (2700 psi, Subaru engine) <i>Contact Dealer for pricing.</i>	In Catalog
	LPGP3000GH	GatorPal High Pressure Washer (3000 psi, Honda engine) <i>Contact Dealer for pricing.</i>	In Catalog
	LPGP3000GS	GatorPal High Pressure Washer (3000 psi, Subaru engine) <i>Contact Dealer for pricing.</i>	In Catalog
	LP22885	HP 150 in. Precision Boom <i>Compatible with all High Performance Sprayers</i> <i>Available through Order Zone</i>	In Catalog
	LP39963	HP 45 Gallon Sprayer - Tow Behind <i>Available through Order Zone</i>	In Catalog
	LP22884	HP Boomless Nozzles <i>Compatible with all High Performance Sprayers</i> <i>Available through Order Zone</i>	In Catalog
	LP22911	HP Standard Gator Boom <i>Compatible with all High Performance Sprayers</i> <i>Available through Order Zone</i>	In Catalog
	BM24443	Winch: Warn® Winch (3000 lb) <i>Requires 2-Inch Receiver Multi-Mount Kit for Front or Rear Receiver Mount.</i>	770.40
	BM23105	Winch - 2 Inch Receiver Multi-Mount Kit	225.77
	BM21392	Winch Accessories Kit <i>Accessory kit includes 1/2" shackle, 9,000 lbs. maximum capacity snatch block, (2) 1"x8' tree trunk protectors, and (1) pair of WARN winching gloves.</i>	129.47

SERVICE CONTRACTS - RESIDENTIAL OWNERS/USE

Visit <http://www.JohnDeere.com/ServicePlans> for more information on John Deere Service Contracts. May not be Available in Parts of the U.S., Not Available in Canada. Price may vary due to driving distance and/or time from machine to dealership location.

John Deere Extended Service Plan - 2-Year Option <i>Available for T-Series, HPX and XUV utility vehicles only.)</i> <i>2-year extended service plan. (1 year of extended service protection);</i> <i>2-years of warranty transportation.</i>	399.99
---	--------

John Deere Extended Service Plan - 3-Year Option <i>3-year extended service plan. (2 years of extended service protection);</i> <i>3-years of warranty transportation.</i>	569.99
--	--------

JOHN DEERE COMMERCIAL PRODUCTS

HEAVY-DUTY CROSSOVER UTILITY VEHICLES AND EQUIPMENT

XUV 825i Olive & Black Equipment for Base Machine

ENGINE:	of travel	Hitch
50 Engine HP*(812cc),	Independent Rear Suspension	REAR PROTECTION:
Electronic Fuel Injection	(IRS) with 9 inches (228.6mm)	Skid Plate and Close Out Panel
(EFI)	of travel	DIMENSIONS(WITH OPS):
Three Cylinder, Liquid-cooled,	Integrated 2" Rear Receiver	119 In. Long x 62 In.
Dual Overhead Cams,	12.4 ft. Turning Radius	Wide x 75 Inches High
4-Cycle Gasoline	Ground Clearance: 11 In.	PAYLOAD CAPACITY:
Full Pressure Lubrication	(267 mm)	1,400 Lb (635 kg) Total Payload
System	Ground Clearance	Capacity which Includes:
Replaceable Single Dry-Type	(Under Foot Platform):	200 Lb (91 kg) Driver,
Element Air Cleaner with	12.25 In (311 mm)	200 Lb (91 kg) Passenger, and
Remote Intake	FRAME/STYLED PARTS:	1000 Lb (454 kg) in Cargo Box
7.0 Gallon (26.49L) Fuel	Hydroform Technology Frame	Towing Capacity:
Capacity	PC/ASA (JDLOY) Hood and	1,500 Lb (680kg)
Solid-state Ignition (12V)	Fenders	CARGO BOX:
Spark-arresting Muffler	OCCUPANT PROTECTION SYSTEM(OPS):	45 In. Long x 52 In. Wide x
ELECTRICAL:	1.75 In. (44.4 mm) Steel Tubular	12 In. Deep
Electric Start	Overhead Structure	(1,143mm x 1321mm x 305mm)
75 Amp Alternator	Multiple Passenger Handholds	16.4cu. ft (.46 cu.m) Capacity
340 CCA Battery	3-pt. Seat Belts	1000 Lbs (454 kg) Box Capacity
Two 37.5 Watt Halogen	SAE J2194 & OSHA ROPS Certified	Tilting Box
Headlights	OPERATOR STATION:	Hinged (Bottom) Tailgate
Brake and Tail Lights	High-back Bucket Seats	Load Guard
TRANSAXLE/TRANSMISSION:	7 In. (178 mm) Slide Rail	TIRES:
Continuously Variable	Adjustment on Driver's Seat	Front: 26x9-12 Ancla XT
Transmission	Hip Restraint Bars for Driver	(Extreme Terrain Tires)
Full Clutch Enclosure	and Passenger	Rear: 26x11-12 Ancla XT
Two-speed Transaxle	Passenger Grab Handles	(Extreme Terrain Tires)
Operator Selectable 4WD	Glove Box	SAFETY VIDEO TAPE:
44 mph (70 kph) Maximum	Storage Compartment Under Hood	Safety and Operational DVD
Forward Speed	Two Cup Holders	Operators Manual
On-demand True Four-Wheel	Instrument gauge with 4	*Engine HP is Provided by the
Drive System	wheel-drive indicator, RPM,	Engine Manufacturer to be Used
Auto Locking Front Differential	MPH/KPH, time of day, fuel	for Comparison Purposes Only,
Traction Assist	level, total miles and hour	Actual Operating HP will be
Front and Rear Hydraulic Disk	meters	Less.
Brakes	12v DC Outlet	
Hand-operated Sealed Wet Disk	Digital Instrument Cluster with	
Park brake	(Speed MPH, KH/h, RPM,	
1.3 In. (27mm) Forged Rear	Hour meter, Odometer with	
Axles	trip,	
STEERING/SUSPENSION:	Clock, Water Temp.4WD notice)	
Rack and Pinion Steering	FRONTAL PROTECTION:	
Independent Front Suspension	Heavy-Duty Front Bumper	
(IRS) with 8 inches (203mm)	Integrated 2 Inch Front Receiver	

CODE	ATTACHMENT IDENTIFIER	DESCRIPTION	SUGGESTED LIST PRICE USD (\$)
------	-----------------------	-------------	-------------------------------

Select One Code From Each Required Category

BASE MACHINE

F.O.B. Janesville, Wisconsin

397GM	XUV 825i Olive & Black Base Machine Suggested List Price Does Not Include \$400 USD Destination Charge.	11,899.00
-------	--	-----------

DESTINATION

0202	US/Canada	In Base Price
0230	Australia/New Zealand	Same Price

JOHN DEERE COMMERCIAL PRODUCTS
HEAVY-DUTY CROSSOVER UTILITY VEHICLES AND EQUIPMENT

XUV 825i Olive & Black
Continued

CODE	ATTACHMENT IDENTIFIER	DESCRIPTION	SUGGESTED LIST PRICE USD (\$)
DESTINATION Continued...			
0195		Mexico	Same Price
0250		All Other Countries	Same Price
0179		Europe	312.00
WHEELS WITH TIRES (FOUR)			
1000		Black Steel Wheels Terra Hawk All Terrain Tires	Same Price
1001		Black Steel Wheels Ancla M-T Extreme Terrain Tire	In Base Price
1002		Black Alloy Wheels Maxxis Bighorn Radial Tires	823.00
1003		Silver Alloy Wheels Maxxis Bighorn Radial Tires	823.00
DRIVER SEAT			
2000		21 In. Standard XUV HB Seat - Black	In Base Price
2001		Bench Seat - Black	Same Price
2002		High Performance Sport Seat - Black	296.00
DELUXE CARGO BOX			
3000		Deluxe Cargo Box with Paint, Brake, Tail & Reverse Lights	In Base Price
3002		Deluxe Cargo Box with Polyurea Liner, Brake, Tail, Reverse Lights & Light Protector	348.00
OVERHEAD PROTECTION STRUCTURES (OPS)			
4000		OPS	In Base Price
4002		Deluxe Cab Frame/Including Windshield, Wiper, Electrical Kit and Rear Window	2,368.00
4008		OPS with Black Poly Roof	416.00
POWER AND FRONT PROTECTION PACKAGE			
5000		Power and Front Protection Package Package Consists of: Power Lift, Heavy Duty Front Brushguard, Heavy Duty Front Fender Guard, Floor Mats <i>Package Priced at 10% discount.</i>	1,261.00
5010		Manual Lift <i>Must order 5010 option code when ordering 6000 option code.</i>	In Base Price
REAR PROTECTION PACKAGE			
5100		Rear Protection Package Package Consists of: Rear Bumper, Bed Mat, Cargo Box Heavy Duty Fender Guards <i>Package Priced at 10% discount.</i>	494.00
5110		Less Rear Protection Package	In Base Price
FRONT BRUSH GUARD			

JOHN DEERE COMMERCIAL PRODUCTS
HEAVY-DUTY CROSSOVER UTILITY VEHICLES AND EQUIPMENT

XUV 825i Olive & Black
Continued

CODE	ATTACHMENT IDENTIFIER	DESCRIPTION	SUGGESTED LIST PRICE USD (\$)
FRONT BRUSH GUARD Continued...			
6000		Heavy Duty Front Brushguard	233.00
6010		Less Front Brush Guard <i>Must order 6010 option code when ordering 5000 option code.</i>	In Base Price
MUFFLER			
6100		Standard Muffler	In Base Price
6200		High Performance Slip-On Exhaust	430.00
HOOD RACK			
6300		Front Hood Rack XUV <i>Must order 5000 or 6000 option code when ordering 6300 option code.</i>	226.00
6310		Less Front Hood Rack XUV <i>Must order 6310 option code when ordering 4002 option code.</i>	In Base Price
Attachments-Order as Desired			
9435		Spanish North American Kit: Spanish North American Operator's Manual and Decal Kit	No Charge
ATTACHMENTS FOR FIELD CONVERSION			
Blades:			
LP25355		Heavy Duty POWERtach Blade - 72" <i>Available through Order Zone</i>	In Catalog
LPPK140		POWERtach Deflector Shield <i>Available through Order Zone</i>	In Catalog
LPPK120		POWERtach Markers <i>Available through Order Zone</i>	In Catalog
LPPWBK72		POWERtach Poly Wear Bar <i>Available through Order Zone</i>	In Catalog
LPPK150		POWERtach Rubber Squeegee <i>Available through Order Zone</i>	In Catalog
LPPK160		POWERtach Skid Shoes <i>Available through Order Zone</i>	In Catalog
Cabs/Roofs/Windshields:			
BM23768		Air Cleaner Relocation Kit (Gas) <i>Quiet Cab Kit for Deluxe Cab. Requires Noise Reduction Kit. Can also be used with Poly Cab for noise reduction.</i>	11.77
BM23608		Cab Heater <i>Requires Cab Heater Fitting Kit.</i>	1,130.99
BM23509		Cab Heater Fitting Kit	112.36

JOHN DEERE COMMERCIAL PRODUCTS
HEAVY-DUTY CROSSOVER UTILITY VEHICLES AND EQUIPMENT

XUV 825i Olive & Black
Continued

CODE	ATTACHMENT IDENTIFIER	DESCRIPTION	SUGGESTED LIST PRICE USD (\$)
		ATTACHMENTS FOR FIELD CONVERSION Continued...	
	BM23498	Deluxe Cab Frame <i>Requires Seat Belt Kit, Glass Door Kit, Glass Windshield with Wiper, and Rear Window Kit to complete full Deluxe Cab.</i>	1,443.43
	VGB10505	Electrical Kit <i>Required for field installed Deluxe cabs.</i>	94.16
	BM24560	Glass Door Kit - Deluxe Cab	2,427.83
	BM23507	Glass Windshield with Wiper - Deluxe Cab	874.19
	BM21656	Interior Light Kit - Deluxe Cab <i>Requires Electrical Kit.</i>	58.86
	BM23750	Noise Reduction Kit (Gas & Diesel) <i>Quiet Cab Kit for Deluxe Cab. Requires Air Cleaner Relocation Kit.</i>	373.43
	BM23742	OPS Full No-Scratch Windshield <i>Not compatible with Deluxe Cab Frame. Compatible with poly cab.</i>	531.79
	BM23741	OPS Full Poly Windshield <i>Not compatible with Deluxe Cab Frame. Compatible with poly cab.</i>	423.71
	BM23743	OPS Glass Windshield with Wiper <i>Not compatible with Deluxe Cab Frame. Compatible with poly cab.</i>	874.19
	BM23740	OPS Half Poly Windshield <i>Not compatible with Deluxe Cab Frame.</i>	339.19
	BM24115	OPS Poly Roof - Black	445.11
	BM24561	OPS Rear Panel <i>Part of the Poly cab, or can be mounted on the OPS alone. Requires full windshield, poly cab doors, and poly roof to complete poly cab.</i>	502.90
	LP10314	OPS Side Mirror - Left <i>Available through Order Zone.</i>	In Catalog
	LP10315	OPS Side Mirror - Right <i>Available through Order Zone.</i>	In Catalog
	LP93127	OPS Soft Roof - Black <i>Available through Order Zone</i>	In Catalog
	BM24117	Poly Cab Doors <i>Includes left and right doors, with side mirrors. Requires full windshield, OPS rear panel, and poly roof to complete poly cab.</i>	2,675.00
	BM23505	Rear Window Kit - Deluxe Cab	225.77
	BM23755	Seat Belt Kit <i>Required with Deluxe Cab Frame</i>	144.46
	BM23508	Side Mirrors - Deluxe Cab	129.47
	BM21646	Visor (1) Kit - Deluxe cab	70.61

JOHN DEERE COMMERCIAL PRODUCTS
HEAVY-DUTY CROSSOVER UTILITY VEHICLES AND EQUIPMENT

XUV 825i Olive & Black

Continued

CODE	ATTACHMENT IDENTIFIER	DESCRIPTION	SUGGESTED LIST PRICE USD (\$)
		ATTACHMENTS FOR FIELD CONVERSION Continued...	
	BM23534	Windshield Washer Fluid Kit - Deluxe Cab <i>Requires Electrical Kit.</i>	173.34
		Cargo Box Options / Storage:	
	BM23849	5 Gallon Pail Holder	38.51
	BM22772	Cargo Box Bed Mat	119.84
	BM22769	Cargo Box Divider	191.53
	BM22811	Cargo Box FenderGuard <i>Requires Rear Bumper</i>	191.53
	BM23694	Cargo Box Power Lift Kit	858.14
	BM22774	Cargo Box Side Extension Kit	511.46
	LP19880	Deluxe Cargo Box Cover - Black <i>Available through Order Zone</i>	In Catalog
	BM22980	Front Hood Rack <i>Requires Front Brush Guard.</i>	241.81
	LP30320	Fuel Pack <i>Available through Order Zone</i>	In Catalog
	LP19878	Gator Gear Organizer - Black <i>Available through Order Zone</i>	In Catalog
	LP19886	Gator Tool Box <i>Contact Dealer for pricing.</i>	In Catalog
	LP93117	OPS Overhead Organizer - Black <i>Available through Order Zone</i>	In Catalog
	LP46485	Ratcheting Rhino Grip <i>Available through Order Zone.</i>	In Catalog
	LP25929	Rhino Grip XL - Double <i>Available through Order Zone.</i>	In Catalog
	LP25928	Rhino Grip XL - Single <i>Available through Order Zone.</i>	In Catalog
	LP19882	Saw Press Bracket <i>Available through Order Zone</i>	In Catalog
	BM22775	Side Tool Rack	304.96
	LP93207	Soft Rear Screen and Organizer - Black <i>Available through Order Zone</i>	In Catalog
		Carts / Hitches:	
	LPPCT10LXATV	10AT Cart <i>Available through Order Zone</i>	In Catalog
	LPPCT17ATJD	17AT Cart <i>Available through Order Zone.</i>	In Catalog

JOHN DEERE COMMERCIAL PRODUCTS
HEAVY-DUTY CROSSOVER UTILITY VEHICLES AND EQUIPMENT

XUV 825i Olive & Black
Continued

CODE	ATTACHMENT IDENTIFIER	DESCRIPTION	SUGGESTED LIST PRICE USD (\$)
		ATTACHMENTS FOR FIELD CONVERSION Continued...	
	LPUT21JD	21 Steel Utility Cart <i>Available through Order Zone</i>	In Catalog
	PM05101	Ball Mount - 1.875 in. (48mm)	See Parts
	PM05201	Ball Mount - 2 in. (51mm)	See Parts
	BM22290	Drawbar - 2 in. (51mm)	38.51
	BM24021	Custom & High Performance: Fox ® High Performance Racing Shox	1,758.01
	BM22916	High Performance Slip-On Exhaust	680.51
	BM22703	Seat-Belt Comfort Strap (2) <i>Also compatible with Deluxe Cab.</i>	77.04
	BM24453	Stereo Mounting Kit <i>Includes mounting kit only; must choose one of the following three head units to have complete stereo:</i> <i>Radio, Heavy Duty AM / FM / WB / AUX (SWJHD1120)</i> <i>Radio, Heavy Duty AM / FM / WB / SAT / I-POD (SWJHD1620)</i> <i>Radio, AM / FM / WB / CD / AUX / SAT Ready (SWJHD3620)</i> <i>Must order head unit through Parts. Stereo Mounting Kit not compatible with Deluxe Cab.</i>	521.09
	LP19884	Hunting / Camo: Cargo Box Gun Mount - Black <i>Available through Order Zone</i>	In Catalog
	LP10319	Gun Mount Kit - Overhead <i>Includes 2 Gun Boot VI.</i> <i>Available through Order Zone</i>	In Catalog
	LP93103	Vehicle Cover, Cab / ROPS - Camo <i>Fits all Models Equipped with OPS and Deluxe Cab Structure.</i> <i>Available through Order Zone</i>	In Catalog
	BM24726	Lights / Signals: Backup Alarm	74.56
	BM24013	Beacon Light <i>Requires OPS Poly Roof and OPS Switch Bank.</i>	219.36
	BM21649	Beacon Light Kit - Deluxe Cab <i>Requires Electrical Kit.</i>	371.29
	BM24587	Deluxe Signal Light Kit <i>Includes Turn Signals (Front & Rear) and 4-Way Flashers. Compatible with the 825i and 825i S4 vehicles equipped with the 3000 cargo box option code or 625i, 855D and 855D S4 vehicles equipped with the 3002 Cargo Box option code which already includes the brake & tail lights.</i>	171.20
	BM21651	Front Light Kit - Deluxe Cab <i>Requires Electrical Kit.</i>	293.19
	BM23442	Hella HID Sport Driving Lights <i>Requires OPS Switch Bank for OPS or poly roof mounting, or Front Brushguard for bumper mounting.</i>	935.19

JOHN DEERE COMMERCIAL PRODUCTS
HEAVY-DUTY CROSSOVER UTILITY VEHICLES AND EQUIPMENT

XUV 825i Olive & Black

Continued

CODE	ATTACHMENT IDENTIFIER	DESCRIPTION	SUGGESTED LIST PRICE USD (\$)
		ATTACHMENTS FOR FIELD CONVERSION Continued...	
	BM24108	Hella Performance Spot Lights <i>Requires OPS Switch Bank for OPS or poly roof mounting, or Front Brushguard for bumper mounting.</i>	343.47
	BM23370	Horn Kit	97.37
	BM24090	Long Range Light Kit <i>Can also mount behind front bumper cover directly to frame. Requires OPS Switch Bank for OPS or poly roof mounting, or Front Brushguard for brushguard mounting.</i>	191.53
	BM24016	Mid-Range Light Kit <i>Requires OPS Switch Bank for OPS or poly roof mounting. Can be installed on the front or rear of OPS or roof.</i>	123.06
	BM24089	OPS Switch Bank <i>Accommodates up to three separate OPS accessory kits.</i>	67.41
	BM21652	Rear Light Kit - Deluxe Cab <i>Requires Electrical Kit.</i>	217.21
	BM24282	Protection: Floormat <i>Also front floormat on S4</i>	78.11
	BM24463	Front CV Guards	114.49
	BM22987	Heavy Duty Fender Guard <i>Compatible with Standard Front Bumper.</i>	215.07
	BM22841	Heavy Duty Front Brush Guard	249.31
	BM22767	Heavy Duty Rear Bumper	236.47
	BM22962	Rear CV Guards	114.49
	BM22773	Tail Light Protectors	89.89
	LP93107	Vehicle Cover, Cab / ROPS - Black <i>Available through Order Zone.</i>	In Catalog
	LP40587	Seats / Wheels / Tires: Camoplast Tracks (825i) <i>Available through Order Zone</i>	In Catalog
	LP33597	Sprayers / Pressure Washers: 25 Gallon Bed Sprayer <i>Available through Order Zone</i>	In Catalog
	LP19490	25 Gallon Portable Sprayer <i>Available through Order Zone</i>	In Catalog
	LP20852	45 Gallon Bed Sprayer <i>Available through Order Zone</i>	In Catalog
	LP22908	45 Gallon High Performance Sprayer <i>Available through Order Zone</i>	In Catalog

JOHN DEERE COMMERCIAL PRODUCTS
HEAVY-DUTY CROSSOVER UTILITY VEHICLES AND EQUIPMENT

XUV 825i Olive & Black
Continued

CODE	ATTACHMENT IDENTIFIER	DESCRIPTION	SUGGESTED LIST PRICE USD (\$)
		ATTACHMENTS FOR FIELD CONVERSION Continued...	
	LP20485	45 Gallon Tow-Behind Sprayer <i>Available through Order Zone</i>	In Catalog
	LP20853	90 Gallon Bed Sprayer <i>Available through Order Zone</i>	In Catalog
	LP22909	90 Gallon High Performance Bed Sprayer <i>Available through Order Zone</i>	In Catalog
	LPGP2700GH	GatorPal High Pressure Washer (2700 psi, Honda engine) <i>Contact Dealer for pricing.</i>	In Catalog
	LPGP2700GS	GatorPal High Pressure Washer (2700 psi, Subaru engine) <i>Contact Dealer for pricing.</i>	In Catalog
	LPGP3000GH	GatorPal High Pressure Washer (3000 psi, Honda engine) <i>Contact Dealer for pricing.</i>	In Catalog
	LPGP3000GS	GatorPal High Pressure Washer (3000 psi, Subaru engine) <i>Contact Dealer for pricing.</i>	In Catalog
	LP22885	HP 150 in. Precision Boom <i>Compatible with all High Performance Sprayers</i> <i>Available through Order Zone</i>	In Catalog
	LP39963	HP 45 Gallon Sprayer - Tow Behind <i>Available through Order Zone</i>	In Catalog
	LP22884	HP Boomless Nozzles <i>Compatible with all High Performance Sprayers</i> <i>Available through Order Zone</i>	In Catalog
	LP22911	HP Standard Gator Boom <i>Compatible with all High Performance Sprayers</i> <i>Available through Order Zone</i>	In Catalog
	BM24443	Winch: Warn® Winch (3000 lb) <i>Requires 2-Inch Receiver Multi-Mount Kit for Front or Rear Receiver Mount.</i>	770.40
	BM23105	Winch - 2 Inch Receiver Multi-Mount Kit	225.77
	BM21392	Winch Accessories Kit <i>Accessory kit includes 1/2" shackle, 9,000 lbs. maximum capacity snatch block, (2) 1"x8' tree trunk protectors, and (1) pair of WARN winching gloves.</i>	129.47

SERVICE CONTRACTS - RESIDENTIAL OWNERS/USE

Visit <http://www.JohnDeere.com/ServicePlans> for more information on John Deere Service Contracts. May not be Available in Parts of the U.S., Not Available in Canada. Price may vary due to driving distance and/or time from machine to dealership location.

John Deere Extended Service Plan - 2-Year Option <i>Available for T-Series, HPX and XUV utility vehicles only.)</i> <i>2-year extended service plan. (1 year of extended service protection);</i> <i>2-years of warranty transportation.</i>	399.99
John Deere Extended Service Plan - 3-Year Option	569.99

JOHN DEERE COMMERCIAL PRODUCTS
HEAVY-DUTY CROSSOVER UTILITY VEHICLES AND EQUIPMENT

XUV 825i Olive & Black

Continued

CODE	ATTACHMENT IDENTIFIER	DESCRIPTION	SUGGESTED LIST PRICE USD (\$)
------	--------------------------	-------------	-------------------------------------

SERVICE CONTRACTS - RESIDENTIAL OWNERS/USE

Continued...

3-year extended service plan. (2 years of extended service protection);

3-years of warranty transportation.

JOHN DEERE COMMERCIAL PRODUCTS

HEAVY-DUTY CROSSOVER UTILITY VEHICLES AND EQUIPMENT

XUV 825i Power Steering Olive & Black Equipment for Base Machine

ENGINE:
50 Engine HP*(812cc),
Electronic Fuel Injection
(EFI)
Three Cylinder, Liquid-cooled,
Dual Overhead Cams,
4-Cycle Gasoline
Full Pressure Lubrication
System
Replaceable Single Dry-Type
Element Air Cleaner with
Remote Intake
7.0 Gallon (26.49L) Fuel
Capacity
Solid-state Ignition (12V)
Spark-arresting Muffler
ELECTRICAL:
Electric Start
75 Amp Alternator
340 CCA Battery
Two 37.5 Watt Halogen
Headlights
Brake and Tail Lights
TRANSAXLE/TRANSMISSION:
Continuously Variable
Transmission
Full Clutch Enclosure
Two-speed Transaxle
Operator Selectable 4WD
44 mph (70 kph) Maximum
Forward Speed
On-demand True Four-Wheel
Drive System
Auto Locking Front Differential
Traction Assist
Front and Rear Hydraulic Disk
Brakes
Hand-operated Sealed Wet Disk
Park brake
1.3 In. (27mm) Forged Rear
Axles
STEERING/SUSPENSION:
Power Steering
Rack and Pinion Steering

Independent Front Suspension
(IRS) with 8 inches (203mm)
of travel
Independent Rear Suspension
(IRS) with 9 inches (228.6mm)
of travel
Integrated 2" Rear Receiver
12.4 ft. Turning Radius
Ground Clearance: 11 In.
(267 mm)
Ground Clearance
(Under Foot Platform):
12.25 In (311 mm)
FRAME/STYLED PARTS:
Hydroform Technology Frame
PC/ASA (JDLOY) Hood and
Fenders
OCCUPANT PROTECTION SYSTEM(OPS):
1.75 In. (44.4 mm) Steel Tubular
Overhead Structure
Multiple Passenger Handholds
3-pt. Seat Belts
SAE J2194 & OSHA ROPS Certified
OPERATOR STATION:
High-back Bucket Seats
7 In. (178 mm) Slide Rail
Adjustment on Driver's Seat
Hip Restraint Bars for Driver
and Passenger
Passenger Grab Handles
Glove Box
Storage Compartment Under Hood
Two Cup Holders
Instrument gauge with 4
wheel-drive indicator, RPM,
MPH/KPH, time of day, fuel
level, total miles and hour
meters
12v DC Outlet
FRONTAL PROTECTION:
Heavy-Duty Front Bumper
Integrated 2 Inch Front Receiver
Hitch
REAR PROTECTION:

Skid Plate and Close Out Panel
DIMENSIONS(WITH OPS):
116 In. Long x 62 In.
Wide x 75 Inches High
PAYLOAD CAPACITY:
1,400 Lb (635 kg) Total Payload
Capacity which Includes:
200 Lb (91 kg) Driver,
200 Lb (91 kg) Passenger, and
1000 Lb (454 kg) in Cargo Box
Towing Capacity:
1,500 Lb (680kg)
CARGO BOX:
45 In. Long x 52 In. Wide x
12 In. Deep
(1,143mm x 1321mm x 305mm)
16.4cu. ft (.46 cu.m) Capacity
1000 Lbs (454 kg) Box Capacity
Tilting Box
Hinged (Bottom) Tailgate
Load Guard
TIRES:
Front: 26x9-12 Ancla XT
(Extreme Terrain Tires)
Rear: 26x11-12 Ancla XT
(Extreme Terrain Tires)
SAFETY VIDEO TAPE:
Safety and Operational DVD
Operators Manual
*Engine HP is Provided by the
Engine Manufacturer to be Used
for Comparison Purposes Only,
Actual Operating HP will be
Less.

CODE	ATTACHMENT IDENTIFIER	DESCRIPTION	SUGGESTED LIST PRICE USD (\$)
------	--------------------------	-------------	-------------------------------------

Select One Code From Each Required Category

BASE MACHINE

F.O.B. Janesville, Wisconsin

397KM	XUV 825i Power Steering Olive & Black <i>Base Machine Suggested List Price Does Not Include \$400 USD Destination Charge.</i>	12,899.00
-------	--	-----------

DESTINATION

0202	US/Canada	In Base Price
0230	Australia/New Zealand	Same Price
0195	Mexico	Same Price

JOHN DEERE COMMERCIAL PRODUCTS
HEAVY-DUTY CROSSOVER UTILITY VEHICLES AND EQUIPMENT

XUV 825i Power Steering Olive & Black
Continued

CODE	ATTACHMENT IDENTIFIER	DESCRIPTION	SUGGESTED LIST PRICE USD (\$)
DESTINATION Continued...			
0250		All Other Countries	Same Price
0179		Europe	312.00
WHEELS WITH TIRES (FOUR)			
1000		Black Steel Wheels Terra Hawk All Terrain Tires	Same Price
1001		Black Steel Wheels Ancla M-T Extreme Terrain Tire	In Base Price
1002		Black Alloy Wheels Maxxis Bighorn Radial Tires	823.00
1003		Silver Alloy Wheels Maxxis Bighorn Radial Tires	823.00
DRIVER SEAT			
2000		21 In. Standard XUV HB Seat - Black	In Base Price
2001		Bench Seat - Black	Same Price
2002		High Performance Sport Seat - Black	296.00
DELUXE CARGO BOX			
3000		Deluxe Cargo Box with Paint, Brake, Tail & Reverse Lights	In Base Price
3002		Deluxe Cargo Box with Polyurea Liner, Brake, Tail, Reverse Lights & Light Protector	348.00
OVERHEAD PROTECTION STRUCTURES (OPS)			
4000		OPS	In Base Price
4002		Deluxe Cab Frame/Including Windshield, Wiper, Electrical Kit and Rear Window	2,368.00
4008		OPS with Black Poly Roof	416.00
POWER AND FRONT PROTECTION PACKAGE			
5000		Power and Front Protection Package Package Consists of: Power Lift, Heavy Duty Front Brushguard, Heavy Duty Front Fender Guard, Floor Mats <i>Package Priced at 10% discount.</i>	1,261.00
5010		Manual Lift <i>Must order 5010 option code when ordering 6000 option code.</i>	In Base Price
REAR PROTECTION PACKAGE			
5100		Rear Protection Package Package Consists of: Rear Bumper, Bed Mat, Cargo Box Heavy Duty Fender Guards <i>Package Priced at 10% discount.</i>	494.00
5110		Less Rear Protection Package	In Base Price
FRONT BRUSH GUARD			
6000		Heavy Duty Front Brushguard	233.00

JOHN DEERE COMMERCIAL PRODUCTS
HEAVY-DUTY CROSSOVER UTILITY VEHICLES AND EQUIPMENT

XUV 825i Power Steering Olive & Black

Continued

CODE	ATTACHMENT IDENTIFIER	DESCRIPTION	SUGGESTED LIST PRICE USD (\$)
FRONT BRUSH GUARD Continued...			
6010		Less Front Brush Guard <i>Must order 6010 option code when ordering 5000 option code.</i>	In Base Price
MUFFLER			
6100		Standard Muffler	In Base Price
6200		High Performance Slip-On Exhaust	430.00
HOOD RACK			
6300		Front Hood Rack XUV <i>Must order 5000 or 6000 option code when ordering 6300 option code.</i>	226.00
6310		Less Front Hood Rack XUV <i>Must order 6310 option code when ordering 4002 option code.</i>	In Base Price
Attachments-Order as Desired			
9435		Spanish North American Kit: Spanish North American Operator's Manual and Decal Kit	No Charge
ATTACHMENTS FOR FIELD CONVERSION			
Blades:			
LP25355		Heavy Duty POWERtach Blade - 72" <i>Available through Order Zone</i>	In Catalog
LPPK140		POWERtach Deflector Shield <i>Available through Order Zone</i>	In Catalog
LPPK120		POWERtach Markers <i>Available through Order Zone</i>	In Catalog
LPPWBK72		POWERtach Poly Wear Bar <i>Available through Order Zone</i>	In Catalog
LPPK150		POWERtach Rubber Squeegee <i>Available through Order Zone</i>	In Catalog
LPPK160		POWERtach Skid Shoes <i>Available through Order Zone</i>	In Catalog
Cabs/Roofs/Windshields:			
BM23768		Air Cleaner Relocation Kit (Gas) <i>Quiet Cab Kit for Deluxe Cab. Requires Noise Reduction Kit. Can also be used with Poly Cab for noise reduction.</i>	11.77
BM23608		Cab Heater <i>Requires Cab Heater Fitting Kit.</i>	1,130.99
BM23509		Cab Heater Fitting Kit	112.36

JOHN DEERE COMMERCIAL PRODUCTS
HEAVY-DUTY CROSSOVER UTILITY VEHICLES AND EQUIPMENT

XUV 825i Power Steering Olive & Black
Continued

CODE	ATTACHMENT IDENTIFIER	DESCRIPTION	SUGGESTED LIST PRICE USD (\$)
		ATTACHMENTS FOR FIELD CONVERSION Continued...	
	BM23498	Deluxe Cab Frame <i>Requires Seat Belt Kit, Glass Door Kit, Glass Windshield with Wiper, and Rear Window Kit to complete full Deluxe Cab.</i>	1,443.43
	VGB10505	Electrical Kit <i>Required for field installed Deluxe cabs.</i>	94.16
	BM24560	Glass Door Kit - Deluxe Cab	2,427.83
	BM23507	Glass Windshield with Wiper - Deluxe Cab	874.19
	BM21656	Interior Light Kit - Deluxe Cab <i>Requires Electrical Kit.</i>	58.86
	BM23750	Noise Reduction Kit (Gas & Diesel) <i>Quiet Cab Kit for Deluxe Cab. Requires Air Cleaner Relocation Kit.</i>	373.43
	BM23742	OPS Full No-Scratch Windshield <i>Not compatible with Deluxe Cab Frame. Compatible with poly cab.</i>	531.79
	BM23741	OPS Full Poly Windshield <i>Not compatible with Deluxe Cab Frame. Compatible with poly cab.</i>	423.71
	BM23743	OPS Glass Windshield with Wiper <i>Not compatible with Deluxe Cab Frame. Compatible with poly cab.</i>	874.19
	BM23740	OPS Half Poly Windshield <i>Not compatible with Deluxe Cab Frame.</i>	339.19
	BM24115	OPS Poly Roof - Black	445.11
	BM24561	OPS Rear Panel <i>Part of the Poly cab, or can be mounted on the OPS alone. Requires full windshield, poly cab doors, and poly roof to complete poly cab.</i>	502.90
	LP10314	OPS Side Mirror - Left <i>Available through Order Zone.</i>	In Catalog
	LP10315	OPS Side Mirror - Right <i>Available through Order Zone.</i>	In Catalog
	LP93127	OPS Soft Roof - Black <i>Available through Order Zone</i>	In Catalog
	BM24117	Poly Cab Doors <i>Includes left and right doors, with side mirrors. Requires full windshield, OPS rear panel, and poly roof to complete poly cab.</i>	2,675.00
	BM23505	Rear Window Kit - Deluxe Cab	225.77
	BM23755	Seat Belt Kit <i>Required with Deluxe Cab Frame</i>	144.46
	BM23508	Side Mirrors - Deluxe Cab	129.47
	BM21646	Visor (1) Kit - Deluxe cab	70.61

JOHN DEERE COMMERCIAL PRODUCTS
HEAVY-DUTY CROSSOVER UTILITY VEHICLES AND EQUIPMENT

XUV 825i Power Steering Olive & Black

Continued

CODE	ATTACHMENT IDENTIFIER	DESCRIPTION	SUGGESTED LIST PRICE USD (\$)
		ATTACHMENTS FOR FIELD CONVERSION Continued...	
	BM23534	Windshield Washer Fluid Kit - Deluxe Cab <i>Requires Electrical Kit.</i>	173.34
		Cargo Box Options / Storage:	
	BM23849	5 Gallon Pail Holder	38.51
	BM22772	Cargo Box Bed Mat	119.84
	BM22769	Cargo Box Divider	191.53
	BM22811	Cargo Box FenderGuard <i>Requires Rear Bumper</i>	191.53
	BM23694	Cargo Box Power Lift Kit	858.14
	BM22774	Cargo Box Side Extension Kit	511.46
	LP19880	Deluxe Cargo Box Cover - Black <i>Available through Order Zone</i>	In Catalog
	BM22980	Front Hood Rack <i>Requires Front Brush Guard.</i>	241.81
	LP30320	Fuel Pack <i>Available through Order Zone</i>	In Catalog
	LP19878	Gator Gear Organizer - Black <i>Available through Order Zone</i>	In Catalog
	LP19886	Gator Tool Box <i>Contact Dealer for pricing.</i>	In Catalog
	LP93117	OPS Overhead Organizer - Black <i>Available through Order Zone</i>	In Catalog
	LP46485	Ratcheting Rhino Grip <i>Available through Order Zone.</i>	In Catalog
	LP25929	Rhino Grip XL - Double <i>Available through Order Zone.</i>	In Catalog
	LP25928	Rhino Grip XL - Single <i>Available through Order Zone.</i>	In Catalog
	LP19882	Saw Press Bracket <i>Available through Order Zone</i>	In Catalog
	BM22775	Side Tool Rack	304.96
	LP93207	Soft Rear Screen and Organizer - Black <i>Available through Order Zone</i>	In Catalog
		Carts / Hitches:	
	LPPCT10LXATV	10AT Cart <i>Available through Order Zone</i>	In Catalog
	LPPCT17ATJD	17AT Cart <i>Available through Order Zone.</i>	In Catalog

JOHN DEERE COMMERCIAL PRODUCTS
HEAVY-DUTY CROSSOVER UTILITY VEHICLES AND EQUIPMENT

XUV 825i Power Steering Olive & Black

Continued

CODE	ATTACHMENT IDENTIFIER	DESCRIPTION	SUGGESTED LIST PRICE USD (\$)
		ATTACHMENTS FOR FIELD CONVERSION Continued...	
	LPUT21JD	21 Steel Utility Cart <i>Available through Order Zone</i>	In Catalog
	PM05101	Ball Mount - 1.875 in. (48mm)	See Parts
	PM05201	Ball Mount - 2 in. (51mm)	See Parts
	BM22290	Drawbar - 2 in. (51mm)	38.51
		Custom & High Performance:	
	BM24021	Fox ® High Performance Racing Shox	1,758.01
	BM22916	High Performance Slip-On Exhaust	680.51
	BM22703	Seat-Belt Comfort Strap (2) <i>Also compatible with Deluxe Cab.</i>	77.04
	BM24453	Stereo Mounting Kit <i>Includes mounting kit only; must choose one of the following three head units to have complete stereo:</i> <i>Radio, Heavy Duty AM / FM / WB / AUX (SWJHD1120)</i> <i>Radio, Heavy Duty AM / FM / WB / SAT / I-POD (SWJHD1620)</i> <i>Radio, AM / FM / WB / CD / AUX / SAT Ready (SWJHD3620)</i> <i>Must order head unit through Parts. Stereo Mounting Kit not compatible with Deluxe Cab.</i>	521.09
		Hunting / Camo:	
	LP19884	Cargo Box Gun Mount - Black <i>Available through Order Zone</i>	In Catalog
	LP10319	Gun Mount Kit - Overhead <i>Includes 2 Gun Boot VI.</i> <i>Available through Order Zone</i>	In Catalog
	LP93103	Vehicle Cover, Cab / ROPS - Camo <i>Fits all Models Equipped with OPS and Deluxe Cab Structure.</i> <i>Available through Order Zone</i>	In Catalog
		Lights / Signals:	
	BM24726	Backup Alarm	74.56
	BM24013	Beacon Light <i>Requires OPS Poly Roof and OPS Switch Bank.</i>	219.36
	BM21649	Beacon Light Kit - Deluxe Cab <i>Requires Electrical Kit.</i>	371.29
	BM24587	Deluxe Signal Light Kit <i>Includes Turn Signals (Front & Rear) and 4-Way Flashers. Compatible with the 825i and 825i S4 vehicles equipped with the 3000 cargo box option code or 625i, 855D and 855D S4 vehicles equipped with the 3002 Cargo Box option code which already includes the brake & tail lights.</i>	171.20
	BM21651	Front Light Kit - Deluxe Cab <i>Requires Electrical Kit.</i>	293.19
	BM23442	Hella HID Sport Driving Lights <i>Requires OPS Switch Bank for OPS or poly roof mounting, or Front Brushguard for bumper mounting.</i>	935.19

JOHN DEERE COMMERCIAL PRODUCTS
HEAVY-DUTY CROSSOVER UTILITY VEHICLES AND EQUIPMENT

XUV 825i Power Steering Olive & Black
Continued

CODE	ATTACHMENT IDENTIFIER	DESCRIPTION	SUGGESTED LIST PRICE USD (\$)
		ATTACHMENTS FOR FIELD CONVERSION Continued...	
	BM24108	Hella Performance Spot Lights <i>Requires OPS Switch Bank for OPS or poly roof mounting, or Front Brushguard for bumper mounting.</i>	343.47
	BM23370	Horn Kit	97.37
	BM24090	Long Range Light Kit <i>Can also mount behind front bumper cover directly to frame. Requires OPS Switch Bank for OPS or poly roof mounting, or Front Brushguard for brushguard mounting.</i>	191.53
	BM24016	Mid-Range Light Kit <i>Requires OPS Switch Bank for OPS or poly roof mounting. Can be installed on the front or rear of OPS or roof.</i>	123.06
	BM24089	OPS Switch Bank <i>Accommodates up to three separate OPS accessory kits.</i>	67.41
	BM21652	Rear Light Kit - Deluxe Cab <i>Requires Electrical Kit.</i>	217.21
	BM24282	Protection: Floormat <i>Also front floormat on S4</i>	78.11
	BM24463	Front CV Guards	114.49
	BM22987	Heavy Duty Fender Guard <i>Compatible with Standard Front Bumper.</i>	215.07
	BM22841	Heavy Duty Front Brush Guard	249.31
	BM22767	Heavy Duty Rear Bumper	236.47
	BM22962	Rear CV Guards	114.49
	BM22773	Tail Light Protectors	89.89
	LP93107	Vehicle Cover, Cab / ROPS - Black <i>Available through Order Zone.</i>	In Catalog
	LP40587	Seats / Wheels / Tires: Camoplast Tracks (825i) <i>Available through Order Zone</i>	In Catalog
	LP33597	Sprayers / Pressure Washers: 25 Gallon Bed Sprayer <i>Available through Order Zone</i>	In Catalog
	LP19490	25 Gallon Portable Sprayer <i>Available through Order Zone</i>	In Catalog
	LP20852	45 Gallon Bed Sprayer <i>Available through Order Zone</i>	In Catalog
	LP22908	45 Gallon High Performance Sprayer <i>Available through Order Zone</i>	In Catalog

JOHN DEERE COMMERCIAL PRODUCTS
HEAVY-DUTY CROSSOVER UTILITY VEHICLES AND EQUIPMENT

XUV 825i Power Steering Olive & Black
Continued

CODE	ATTACHMENT IDENTIFIER	DESCRIPTION	SUGGESTED LIST PRICE USD (\$)
		ATTACHMENTS FOR FIELD CONVERSION Continued...	
	LP20485	45 Gallon Tow-Behind Sprayer <i>Available through Order Zone</i>	In Catalog
	LP20853	90 Gallon Bed Sprayer <i>Available through Order Zone</i>	In Catalog
	LP22909	90 Gallon High Performance Bed Sprayer <i>Available through Order Zone</i>	In Catalog
	LPGP2700GH	GatorPal High Pressure Washer (2700 psi, Honda engine) <i>Contact Dealer for pricing.</i>	In Catalog
	LPGP2700GS	GatorPal High Pressure Washer (2700 psi, Subaru engine) <i>Contact Dealer for pricing.</i>	In Catalog
	LPGP3000GH	GatorPal High Pressure Washer (3000 psi, Honda engine) <i>Contact Dealer for pricing.</i>	In Catalog
	LPGP3000GS	GatorPal High Pressure Washer (3000 psi, Subaru engine) <i>Contact Dealer for pricing.</i>	In Catalog
	LP22885	HP 150 in. Precision Boom <i>Compatible with all High Performance Sprayers</i> <i>Available through Order Zone</i>	In Catalog
	LP39963	HP 45 Gallon Sprayer - Tow Behind <i>Available through Order Zone</i>	In Catalog
	LP22884	HP Boomless Nozzles <i>Compatible with all High Performance Sprayers</i> <i>Available through Order Zone</i>	In Catalog
	LP22911	HP Standard Gator Boom <i>Compatible with all High Performance Sprayers</i> <i>Available through Order Zone</i>	In Catalog
	BM24443	Winch: Warn® Winch (3000 lb) <i>Requires 2-Inch Receiver Multi-Mount Kit for Front or Rear Receiver Mount.</i>	770.40
	BM23105	Winch - 2 Inch Receiver Multi-Mount Kit	225.77
	BM21392	Winch Accessories Kit <i>Accessory kit includes 1/2" shackle, 9,000 lbs. maximum capacity snatch block, (2) 1"x8' tree trunk protectors, and (1) pair of WARN winching gloves.</i>	129.47

SERVICE CONTRACTS - RESIDENTIAL OWNERS/USE

Visit <http://www.JohnDeere.com/ServicePlans> for more information on John Deere Service Contracts. May not be Available in Parts of the U.S., Not Available in Canada. Price may vary due to driving distance and/or time from machine to dealership location.

John Deere Extended Service Plan - 2-Year Option <i>Available for T-Series, HPX and XUV utility vehicles only.) 2-year extended service plan. (1 year of extended service protection); 2-years of warranty transportation.</i>	399.99
John Deere Extended Service Plan - 3-Year Option	569.99

JOHN DEERE COMMERCIAL PRODUCTS
HEAVY-DUTY CROSSOVER UTILITY VEHICLES AND EQUIPMENT

XUV 825i Power Steering Olive & Black

Continued

CODE	ATTACHMENT IDENTIFIER	DESCRIPTION	SUGGESTED LIST PRICE USD (\$)
------	--------------------------	-------------	-------------------------------------

SERVICE CONTRACTS - RESIDENTIAL OWNERS/USE

Continued...

3-year extended service plan. (2 years of extended service protection);

3-years of warranty transportation.

JOHN DEERE COMMERCIAL PRODUCTS

HEAVY-DUTY CROSSOVER UTILITY VEHICLES AND EQUIPMENT

XUV 825i Camo

Equipment for Base Machine

ENGINE:
 50 Engine HP*(812cc),
 Electronic Fuel Injection
 (EFI)
 Three Cylinder, Liquid-cooled,
 Dual Overhead Cams,
 4-Cycle Gasoline
 Full Pressure Lubrication
 System
 Replaceable Single Dry-Type
 Element Air Cleaner with
 Remote Intake
 7.0 Gallon (26.49L) Fuel
 Capacity
 Solid-state Ignition (12V)
 Spark-arresting Muffler
 ELECTRICAL:
 Electric Start
 75 Amp Alternator
 340 CCA Battery
 Two 37.5 Watt Halogen
 Headlights
 Brake and Tail Lights
 TRANSAXLE/TRANSMISSION:
 Continuously Variable
 Transmission
 Full Clutch Enclosure
 Two-speed Transaxle
 Operator Selectable 4WD
 44 mph (70 kph) Maximum
 Forward Speed
 On-demand True Four-Wheel
 Drive System
 Auto Locking Front Differential
 Traction Assist
 Front and Rear Hydraulic Disk
 Brakes
 Hand-operated Sealed Wet Disk
 Park brake
 1.3 In. (27mm) Forged Rear
 Axles
 STEERING/SUSPENSION:
 Rack and Pinion Steering
 Independent Front Suspension
 (IRS) with 8 inches (203mm)

of travel
 Independent Rear Suspension
 (IRS) with 9 inches (228.6mm)
 of travel
 Integrated 2" Rear Receiver
 12.4 ft. Turning Radius
 Ground Clearance: 11 In.
 (267 mm)
 Ground Clearance
 (Under Foot Platform):
 12.25 In (311 mm)
 FRAME/STYLED PARTS:
 Hydroform Technology Frame
 PC/ASA (JDLOY) Hood and
 Fenders
 OCCUPANT PROTECTION SYSTEM(OPS):
 1.75 In. (44.4 mm) Steel Tubular
 Overhead Structure
 Multiple Passenger Handholds
 3-pt. Seat Belts
 SAE J2194 & OSHA ROPS Certified
 OPERATOR STATION:
 High-back Bucket Seats
 7 In. (178 mm) Slide Rail
 Adjustment on Driver's Seat
 Hip Restraint Bars for Driver
 and Passenger
 Passenger Grab Handles
 Glove Box
 Storage Compartment Under Hood
 Two Cup Holders
 Instrument gauge with 4
 wheel-drive indicator, RPM,
 MPH/KPH, time of day, fuel
 level, total miles and hour
 meters
 12v DC Outlet
 Digital Instrument Cluster with
 (Speed MPH, KH/h, RPM,
 Hour meter, Odometer with
 trip,
 Clock, Water Temp.4WD notice)
 FRONTAL PROTECTION:
 Heavy-Duty Front Bumper
 Integrated 2 Inch Front Receiver

Hitch
 REAR PROTECTION:
 Skid Plate and Close Out Panel
 DIMENSIONS(WITH OPS):
 119 In. Long x 62 In.
 Wide x 75 Inches High
 PAYLOAD CAPACITY:
 1,400 Lb (635 kg) Total Payload
 Capacity which Includes:
 200 Lb (91 kg) Driver,
 200 Lb (91 kg) Passenger, and
 1000 Lb (454 kg) in Cargo Box
 Towing Capacity:
 1,500 Lb (680kg)
 CARGO BOX:
 45 In. Long x 52 In. Wide x
 12 In. Deep
 (1,143mm x 1321mm x 305mm)
 16.4cu. ft (.46 cu.m) Capacity
 1000 Lbs (454 kg) Box Capacity
 Tilting Box
 Hinged (Bottom) Tailgate
 Load Guard
 TIRES:
 Front: 26x9-12 Ancla XT
 (Extreme Terrain Tires)
 Rear: 26x11-12 Ancla XT
 (Extreme Terrain Tires)
 SAFETY VIDEO TAPE:
 Safety and Operational DVD
 Operators Manual
 *Engine HP is Provided by the
 Engine Manufacturer to be Used
 for Comparison Purposes Only,
 Actual Operating HP will be
 Less.

CODE	ATTACHMENT IDENTIFIER	DESCRIPTION	SUGGESTED LIST PRICE USD (\$)
------	--------------------------	-------------	-------------------------------------

Select One Code From Each Required Category

BASE MACHINE

F.O.B. Janesville, Wisconsin

397HM	XUV 825i Camo <i>Base Machine Suggested List Price Does Not Include \$400 USD Destination Charge.</i>	12,349.00
-------	--	-----------

DESTINATION

0202	US/Canada	In Base Price
0230	Australia/New Zealand	Same Price

JOHN DEERE COMMERCIAL PRODUCTS
HEAVY-DUTY CROSSOVER UTILITY VEHICLES AND EQUIPMENT

XUV 825i Camo
Continued

CODE	ATTACHMENT IDENTIFIER	DESCRIPTION	SUGGESTED LIST PRICE USD (\$)
DESTINATION Continued...			
0195		Mexico	Same Price
0250		All Other Countries	Same Price
0179		Europe	312.00
WHEELS WITH TIRES (FOUR)			
1000		Black Steel Wheels Terra Hawk All Terrain Tires	Same Price
1001		Black Steel Wheels Ancla M-T Extreme Terrain Tire	In Base Price
1002		Black Alloy Wheels Maxxis Bighorn Radial Tires	823.00
1003		Silver Alloy Wheels Maxxis Bighorn Radial Tires	823.00
DRIVER SEAT			
2000		21 In. Standard XUV HB Seat - Black	In Base Price
2001		Bench Seat - Black	Same Price
2002		High Performance Sport Seat - Black	296.00
DELUXE CARGO BOX			
3000		Deluxe Cargo Box with Paint, Brake, Tail & Reverse Lights	In Base Price
3002		Deluxe Cargo Box with Polyurea Liner, Brake, Tail, Reverse Lights & Light Protector	348.00
OVERHEAD PROTECTION STRUCTURES (OPS)			
4000		OPS	In Base Price
4002		Deluxe Cab Frame/Including Windshield, Wiper, Electrical Kit and Rear Window	2,368.00
4008		OPS with Black Poly Roof	416.00
POWER AND FRONT PROTECTION PACKAGE			
5000		Power and Front Protection Package Package Consists of: Power Lift, Heavy Duty Front Brushguard, Heavy Duty Front Fender Guard, Floor Mats <i>Package Priced at 10% discount.</i>	1,261.00
5010		Manual Lift <i>Must order 5010 option code when ordering 6000 option code.</i>	In Base Price
REAR PROTECTION PACKAGE			
5100		Rear Protection Package Package Consists of: Rear Bumper, Bed Mat, Cargo Box Heavy Duty Fender Guards <i>Package Priced at 10% discount.</i>	494.00
5110		Less Rear Protection Package	In Base Price
FRONT BRUSH GUARD			

JOHN DEERE COMMERCIAL PRODUCTS
HEAVY-DUTY CROSSOVER UTILITY VEHICLES AND EQUIPMENT

XUV 825i Camo
Continued

CODE	ATTACHMENT IDENTIFIER	DESCRIPTION	SUGGESTED LIST PRICE USD (\$)
FRONT BRUSH GUARD Continued...			
6000		Heavy Duty Front Brushguard	233.00
6010		Less Front Brush Guard <i>Must order 6010 option code when ordering 5000 option code.</i>	In Base Price
MUFFLER			
6100		Standard Muffler	In Base Price
6200		High Performance Slip-On Exhaust	430.00
HOOD RACK			
6300		Front Hood Rack XUV <i>Must order 5000 or 6000 option code when ordering 6300 option code.</i>	226.00
6310		Less Front Hood Rack XUV <i>Must order 6310 option code when ordering 4002 option code.</i>	In Base Price
Attachments-Order as Desired			
9435		Spanish North American Kit: Spanish North American Operator's Manual and Decal Kit	No Charge
ATTACHMENTS FOR FIELD CONVERSION			
Blades:			
LP25355		Heavy Duty POWERtach Blade - 72" <i>Available through Order Zone</i>	In Catalog
LPPK140		POWERtach Deflector Shield <i>Available through Order Zone</i>	In Catalog
LPPK120		POWERtach Markers <i>Available through Order Zone</i>	In Catalog
LPPWBK72		POWERtach Poly Wear Bar <i>Available through Order Zone</i>	In Catalog
LPPK150		POWERtach Rubber Squeegee <i>Available through Order Zone</i>	In Catalog
LPPK160		POWERtach Skid Shoes <i>Available through Order Zone</i>	In Catalog
Cabs/Roofs/Windshields:			
BM23768		Air Cleaner Relocation Kit (Gas) <i>Quiet Cab Kit for Deluxe Cab. Requires Noise Reduction Kit. Can also be used with Poly Cab for noise reduction.</i>	11.77
BM23608		Cab Heater <i>Requires Cab Heater Fitting Kit.</i>	1,130.99
BM23509		Cab Heater Fitting Kit	112.36

JOHN DEERE COMMERCIAL PRODUCTS
HEAVY-DUTY CROSSOVER UTILITY VEHICLES AND EQUIPMENT

XUV 825i Camo
Continued

CODE	ATTACHMENT IDENTIFIER	DESCRIPTION	SUGGESTED LIST PRICE USD (\$)
		ATTACHMENTS FOR FIELD CONVERSION Continued...	
	BM23498	Deluxe Cab Frame <i>Requires Seat Belt Kit, Glass Door Kit, Glass Windshield with Wiper, and Rear Window Kit to complete full Deluxe Cab.</i>	1,443.43
	VGB10505	Electrical Kit <i>Required for field installed Deluxe cabs.</i>	94.16
	BM24560	Glass Door Kit - Deluxe Cab	2,427.83
	BM23507	Glass Windshield with Wiper - Deluxe Cab	874.19
	BM21656	Interior Light Kit - Deluxe Cab <i>Requires Electrical Kit.</i>	58.86
	BM23750	Noise Reduction Kit (Gas & Diesel) <i>Quiet Cab Kit for Deluxe Cab. Requires Air Cleaner Relocation Kit.</i>	373.43
	BM23742	OPS Full No-Scratch Windshield <i>Not compatible with Deluxe Cab Frame. Compatible with poly cab.</i>	531.79
	BM23741	OPS Full Poly Windshield <i>Not compatible with Deluxe Cab Frame. Compatible with poly cab.</i>	423.71
	BM23743	OPS Glass Windshield with Wiper <i>Not compatible with Deluxe Cab Frame. Compatible with poly cab.</i>	874.19
	BM23740	OPS Half Poly Windshield <i>Not compatible with Deluxe Cab Frame.</i>	339.19
	BM24115	OPS Poly Roof - Black	445.11
	BM24320	OPS Poly Roof - Camo	802.50
	BM24561	OPS Rear Panel <i>Part of the Poly cab, or can be mounted on the OPS alone. Requires full windshield, poly cab doors, and poly roof to complete poly cab.</i>	502.90
	LP10314	OPS Side Mirror - Left <i>Available through Order Zone.</i>	In Catalog
	LP10315	OPS Side Mirror - Right <i>Available through Order Zone.</i>	In Catalog
	LP93127	OPS Soft Roof - Black <i>Available through Order Zone</i>	In Catalog
	LP93123	OPS Soft Roof - Camo <i>Available through Order Zone</i>	In Catalog
	BM24117	Poly Cab Doors <i>Includes left and right doors, with side mirrors. Requires full windshield, OPS rear panel, and poly roof to complete poly cab.</i>	2,675.00
	BM23505	Rear Window Kit - Deluxe Cab	225.77
	BM23755	Seat Belt Kit <i>Required with Deluxe Cab Frame</i>	144.46

JOHN DEERE COMMERCIAL PRODUCTS
HEAVY-DUTY CROSSOVER UTILITY VEHICLES AND EQUIPMENT

XUV 825i Camo
Continued

CODE	ATTACHMENT IDENTIFIER	DESCRIPTION	SUGGESTED LIST PRICE USD (\$)
		ATTACHMENTS FOR FIELD CONVERSION Continued...	
	BM23508	Side Mirrors - Deluxe Cab	129.47
	BM21646	Visor (1) Kit - Deluxe cab	70.61
	BM23534	Windshield Washer Fluid Kit - Deluxe Cab <i>Requires Electrical Kit.</i>	173.34
	BM23849	Cargo Box Options / Storage: 5 Gallon Pail Holder	38.51
	BM22772	Cargo Box Bed Mat	119.84
	BM22769	Cargo Box Divider	191.53
	BM22811	Cargo Box FenderGuard <i>Requires Rear Bumper</i>	191.53
	BM23694	Cargo Box Power Lift Kit	858.14
	BM22774	Cargo Box Side Extension Kit	511.46
	LP19880	Deluxe Cargo Box Cover - Black <i>Available through Order Zone</i>	In Catalog
	BM22980	Front Hood Rack <i>Requires Front Brush Guard.</i>	241.81
	LP30320	Fuel Pack <i>Available through Order Zone</i>	In Catalog
	LP19878	Gator Gear Organizer - Black <i>Available through Order Zone</i>	In Catalog
	LP19886	Gator Tool Box <i>Contact Dealer for pricing.</i>	In Catalog
	LP93117	OPS Overhead Organizer - Black <i>Available through Order Zone</i>	In Catalog
	LP93113	OPS Overhead Organizer - Camo <i>Available through Order Zone</i>	In Catalog
	LP46485	Ratcheting Rhino Grip <i>Available through Order Zone.</i>	In Catalog
	LP25929	Rhino Grip XL - Double <i>Available through Order Zone.</i>	In Catalog
	LP25928	Rhino Grip XL - Single <i>Available through Order Zone.</i>	In Catalog
	LP19882	Saw Press Bracket <i>Available through Order Zone</i>	In Catalog
	BM22775	Side Tool Rack	304.96

JOHN DEERE COMMERCIAL PRODUCTS
HEAVY-DUTY CROSSOVER UTILITY VEHICLES AND EQUIPMENT

XUV 825i Camo
Continued

CODE	ATTACHMENT IDENTIFIER	DESCRIPTION	SUGGESTED LIST PRICE USD (\$)
		ATTACHMENTS FOR FIELD CONVERSION Continued...	
	LP93207	Soft Rear Screen and Organizer - Black <i>Available through Order Zone</i>	In Catalog
	LPPCT10LXATV	Carts / Hitches: 10AT Cart <i>Available through Order Zone</i>	In Catalog
	LPPCT17ATJD	17AT Cart <i>Available through Order Zone.</i>	In Catalog
	LPUT21JD	21 Steel Utility Cart <i>Available through Order Zone</i>	In Catalog
	PM05101	Ball Mount - 1.875 in. (48mm)	See Parts
	PM05201	Ball Mount - 2 in. (51mm)	See Parts
	BM22290	Drawbar - 2 in. (51mm)	38.51
	BM24021	Custom & High Performance: Fox ® High Performance Racing Shox	1,758.01
	BM22916	High Performance Slip-On Exhaust	680.51
	BM22703	Seat-Belt Comfort Strap (2) <i>Also compatible with Deluxe Cab.</i>	77.04
	BM24453	Stereo Mounting Kit <i>Includes mounting kit only; must choose one of the following three head units to have complete stereo:</i> <i>Radio, Heavy Duty AM / FM / WB / AUX (SWJHD1120)</i> <i>Radio, Heavy Duty AM / FM / WB / SAT / I-POD (SWJHD1620)</i> <i>Radio, AM / FM / WB / CD / AUX / SAT Ready (SWJHD3620)</i> <i>Must order head unit through Parts. Stereo Mounting Kit not compatible with Deluxe Cab.</i>	521.09
	LP19884	Hunting / Camo: Cargo Box Gun Mount - Black <i>Available through Order Zone</i>	In Catalog
	LP19879	Deluxe Cargo Box Cover- Camo <i>Available through Order Zone</i>	In Catalog
	LP19877	Gator Gear Organizer (Camo) <i>Available through Order Zone</i>	In Catalog
	LP10319	Gun Mount Kit - Overhead <i>Includes 2 Gun Boot VI.</i> <i>Available through Order Zone</i>	In Catalog
	LP93103	Vehicle Cover, Cab / ROPS - Camo <i>Fits all Models Equipped with OPS and Deluxe Cab Structure.</i> <i>Available through Order Zone</i>	In Catalog
	BM24726	Lights / Signals: Backup Alarm	74.56
	BM24013	Beacon Light <i>Requires OPS Poly Roof and OPS Switch Bank.</i>	219.36

JOHN DEERE COMMERCIAL PRODUCTS
HEAVY-DUTY CROSSOVER UTILITY VEHICLES AND EQUIPMENT

XUV 825i Camo
Continued

CODE	ATTACHMENT IDENTIFIER	DESCRIPTION	SUGGESTED LIST PRICE USD (\$)
		ATTACHMENTS FOR FIELD CONVERSION Continued...	
	BM21649	Beacon Light Kit - Deluxe Cab <i>Requires Electrical Kit.</i>	371.29
	BM24587	Deluxe Signal Light Kit <i>Includes Turn Signals (Front & Rear) and 4-Way Flashers. Compatible with the 825i and 825i S4 vehicles equipped with the 3000 cargo box option code or 625i, 855D and 855D S4 vehicles equipped with the 3002 Cargo Box option code which already includes the brake & tail lights.</i>	171.20
	BM21651	Front Light Kit - Deluxe Cab <i>Requires Electrical Kit.</i>	293.19
	BM23442	Hella HID Sport Driving Lights <i>Requires OPS Switch Bank for OPS or poly roof mounting, or Front Brushguard for bumper mounting.</i>	935.19
	BM24108	Hella Performance Spot Lights <i>Requires OPS Switch Bank for OPS or poly roof mounting, or Front Brushguard for bumper mounting.</i>	343.47
	BM23370	Horn Kit	97.37
	BM24090	Long Range Light Kit <i>Can also mount behind front bumper cover directly to frame. Requires OPS Switch Bank for OPS or poly roof mounting, or Front Brushguard for brushguard mounting.</i>	191.53
	BM24016	Mid-Range Light Kit <i>Requires OPS Switch Bank for OPS or poly roof mounting. Can be installed on the front or rear of OPS or roof.</i>	123.06
	BM24089	OPS Switch Bank <i>Accommodates up to three separate OPS accessory kits.</i>	67.41
	BM21652	Rear Light Kit - Deluxe Cab <i>Requires Electrical Kit.</i>	217.21
	BM24282	Protection: Floormat <i>Also front floormat on S4</i>	78.11
	BM24463	Front CV Guards	114.49
	BM22987	Heavy Duty Fender Guard <i>Compatible with Standard Front Bumper.</i>	215.07
	BM22841	Heavy Duty Front Brush Guard	249.31
	BM22767	Heavy Duty Rear Bumper	236.47
	BM22962	Rear CV Guards	114.49
	BM22773	Tail Light Protectors	89.89
	LP93107	Vehicle Cover, Cab / ROPS - Black <i>Available through Order Zone.</i>	In Catalog

JOHN DEERE COMMERCIAL PRODUCTS
HEAVY-DUTY CROSSOVER UTILITY VEHICLES AND EQUIPMENT

XUV 825i Camo
Continued

CODE	ATTACHMENT IDENTIFIER	DESCRIPTION	SUGGESTED LIST PRICE USD (\$)
ATTACHMENTS FOR FIELD CONVERSION Continued...			
		Seats / Wheels / Tires:	
	LP40587	Camoplast Tracks (825i) <i>Available through Order Zone</i>	In Catalog
		Sprayers / Pressure Washers:	
	LP33597	25 Gallon Bed Sprayer <i>Available through Order Zone</i>	In Catalog
	LP19490	25 Gallon Portable Sprayer <i>Available through Order Zone</i>	In Catalog
	LP20852	45 Gallon Bed Sprayer <i>Available through Order Zone</i>	In Catalog
	LP22908	45 Gallon High Performance Sprayer <i>Available through Order Zone</i>	In Catalog
	LP20485	45 Gallon Tow-Behind Sprayer <i>Available through Order Zone</i>	In Catalog
	LP20853	90 Gallon Bed Sprayer <i>Available through Order Zone</i>	In Catalog
	LP22909	90 Gallon High Performance Bed Sprayer <i>Available through Order Zone</i>	In Catalog
	LPGP2700GH	GatorPal High Pressure Washer (2700 psi, Honda engine) <i>Contact Dealer for pricing.</i>	In Catalog
	LPGP2700GS	GatorPal High Pressure Washer (2700 psi, Subaru engine) <i>Contact Dealer for pricing.</i>	In Catalog
	LPGP3000GH	GatorPal High Pressure Washer (3000 psi, Honda engine) <i>Contact Dealer for pricing.</i>	In Catalog
	LPGP3000GS	GatorPal High Pressure Washer (3000 psi, Subaru engine) <i>Contact Dealer for pricing.</i>	In Catalog
	LP22885	HP 150 in. Precision Boom <i>Compatible with all High Performance Sprayers</i> <i>Available through Order Zone</i>	In Catalog
	LP39963	HP 45 Gallon Sprayer - Tow Behind <i>Available through Order Zone</i>	In Catalog
	LP22884	HP Boomless Nozzles <i>Compatible with all High Performance Sprayers</i> <i>Available through Order Zone</i>	In Catalog
	LP22911	HP Standard Gator Boom <i>Compatible with all High Performance Sprayers</i> <i>Available through Order Zone</i>	In Catalog
		Winch:	
	BM24443	Warn® Winch (3000 lb) <i>Requires 2-Inch Receiver Multi-Mount Kit for Front or Rear Receiver Mount.</i>	770.40
	BM23105	Winch - 2 Inch Receiver Multi-Mount Kit	225.77

JOHN DEERE COMMERCIAL PRODUCTS
HEAVY-DUTY CROSSOVER UTILITY VEHICLES AND EQUIPMENT

XUV 825i Camo
Continued

CODE	ATTACHMENT IDENTIFIER	DESCRIPTION	SUGGESTED LIST PRICE USD (\$)
		ATTACHMENTS FOR FIELD CONVERSION Continued...	
	BM21392	Winch Accessories Kit <i>Accessory kit includes 1/2" shackle, 9,000 lbs. maximum capacity snatch block, (2) 1"x8' tree trunk protectors, and (1) pair of WARN winching gloves.</i>	129.47
		SERVICE CONTRACTS - RESIDENTIAL OWNERS/USE	
		<i>Visit http://www.JohnDeere.com/ServicePlans for more information on John Deere Service Contracts. May not be Available in Parts of the U.S., Not Available in Canada. Price may vary due to driving distance and/or time from machine to dealership location.</i>	
		John Deere Extended Service Plan - 2-Year Option <i>Available for T-Series, HPX and XUV utility vehicles only.) 2-year extended service plan. (1 year of extended service protection); 2-years of warranty transportation.</i>	399.99
		John Deere Extended Service Plan - 3-Year Option <i>3-year extended service plan. (2 years of extended service protection); 3-years of warranty transportation.</i>	569.99

JOHN DEERE COMMERCIAL PRODUCTS

HEAVY-DUTY CROSSOVER UTILITY VEHICLES AND EQUIPMENT

XUV 825i Power Steering Camo Equipment for Base Machine

ENGINE:
50 Engine HP*(812cc),
Electronic Fuel Injection
(EFI)
Three Cylinder, Liquid-cooled,
Dual Overhead Cams,
4-Cycle Gasoline
Full Pressure Lubrication
System
Replaceable Single Dry-Type
Element Air Cleaner with
Remote Intake
7.0 Gallon (26.49L) Fuel
Capacity
Solid-state Ignition (12V)
Spark-arresting Muffler
ELECTRICAL:
Electric Start
75 Amp Alternator
340 CCA Battery
Two 37.5 Watt Halogen
Headlights
Brake and Tail Lights
TRANSAXLE/TRANSMISSION:
Continuously Variable
Transmission
Full Clutch Enclosure
Two-speed Transaxle
Operator Selectable 4WD
44 mph (70 kph) Maximum
Forward Speed
On-demand True Four-Wheel
Drive System
Auto Locking Front Differential
Traction Assist
Front and Rear Hydraulic Disk
Brakes
Hand-operated Sealed Wet Disk
Park brake
1.3 In. (27mm) Forged Rear
Axles
STEERING/SUSPENSION:
Power Steering
Rack and Pinion Steering

Independent Front Suspension
(IRS) with 8 inches (203mm)
of travel
Independent Rear Suspension
(IRS) with 9 inches (228.6mm)
of travel
Integrated 2" Rear Receiver
12.4 ft. Turning Radius
Ground Clearance: 11 In.
(267 mm)
Ground Clearance
(Under Foot Platform):
12.25 In (311 mm)
FRAME/STYLED PARTS:
Hydroform Technology Frame
PC/ASA (JDLOY) Hood and
Fenders
OCCUPANT PROTECTION SYSTEM(OPS):
1.75 In. (44.4 mm) Steel Tubular
Overhead Structure
Multiple Passenger Handholds
3-pt. Seat Belts
SAE J2194 & OSHA ROPS Certified
OPERATOR STATION:
High-back Bucket Seats
7 In. (178 mm) Slide Rail
Adjustment on Driver's Seat
Hip Restraint Bars for Driver
and Passenger
Passenger Grab Handles
Glove Box
Storage Compartment Under Hood
Two Cup Holders
Instrument gauge with 4
wheel-drive indicator, RPM,
MPH/KPH, time of day, fuel
level, total miles and hour
meters
12v DC Outlet
FRONTAL PROTECTION:
Heavy-Duty Front Bumper
Integrated 2 Inch Front Receiver
Hitch
REAR PROTECTION:

Skid Plate and Close Out Panel
DIMENSIONS(WITH OPS):
116 In. Long x 62 In.
Wide x 75 Inches High
PAYLOAD CAPACITY:
1,400 Lb (635 kg) Total Payload
Capacity which Includes:
200 Lb (91 kg) Driver,
200 Lb (91 kg) Passenger, and
1000 Lb (454 kg) in Cargo Box
Towing Capacity:
1,500 Lb (680kg)
CARGO BOX:
45 In. Long x 52 In. Wide x
12 In. Deep
(1,143mm x 1321mm x 305mm)
16.4cu. ft (.46 cu.m) Capacity
1000 Lbs (454 kg) Box Capacity
Tilting Box
Hinged (Bottom) Tailgate
Load Guard
TIRES:
Front: 26x9-12 Ancla XT
(Extreme Terrain Tires)
Rear: 26x11-12 Ancla XT
(Extreme Terrain Tires)
SAFETY VIDEO TAPE:
Safety and Operational DVD
Operators Manual
*Engine HP is Provided by the
Engine Manufacturer to be Used
for Comparison Purposes Only,
Actual Operating HP will be
Less.

CODE	ATTACHMENT IDENTIFIER	DESCRIPTION	SUGGESTED LIST PRICE USD (\$)
------	--------------------------	-------------	-------------------------------------

Select One Code From Each Required Category

BASE MACHINE

F.O.B. Janesville, Wisconsin

397LM	XUV 825i Power Steering Camo <i>Base Machine Suggested List Price Does Not Include \$400 USD Destination Charge.</i>	13,349.00
-------	---	-----------

DESTINATION

0202	US/Canada	In Base Price
0230	Australia/New Zealand	Same Price
0195	Mexico	Same Price

JOHN DEERE COMMERCIAL PRODUCTS
HEAVY-DUTY CROSSOVER UTILITY VEHICLES AND EQUIPMENT

XUV 825i Power Steering Camo
Continued

CODE	ATTACHMENT IDENTIFIER	DESCRIPTION	SUGGESTED LIST PRICE USD (\$)
DESTINATION Continued...			
0250		All Other Countries	Same Price
0179		Europe	312.00
WHEELS WITH TIRES (FOUR)			
1000		Black Steel Wheels Terra Hawk All Terrain Tires	Same Price
1001		Black Steel Wheels Ancla M-T Extreme Terrain Tire	In Base Price
1002		Black Alloy Wheels Maxxis Bighorn Radial Tires	823.00
1003		Silver Alloy Wheels Maxxis Bighorn Radial Tires	823.00
DRIVER SEAT			
2000		21 In. Standard XUV HB Seat - Black	In Base Price
2001		Bench Seat - Black	Same Price
2002		High Performance Sport Seat - Black	296.00
DELUXE CARGO BOX			
3000		Deluxe Cargo Box with Paint, Brake, Tail & Reverse Lights	In Base Price
3002		Deluxe Cargo Box with Polyurea Liner, Brake, Tail, Reverse Lights & Light Protector	348.00
OVERHEAD PROTECTION STRUCTURES (OPS)			
4000		OPS	In Base Price
4002		Deluxe Cab Frame/Including Windshield, Wiper, Electrical Kit and Rear Window	2,368.00
4008		OPS with Black Poly Roof	416.00
POWER AND FRONT PROTECTION PACKAGE			
5000		Power and Front Protection Package Package Consists of: Power Lift, Heavy Duty Front Brushguard, Heavy Duty Front Fender Guard, Floor Mats <i>Package Priced at 10% discount.</i>	1,261.00
5010		Manual Lift <i>Must order 5010 option code when ordering 6000 option code.</i>	In Base Price
REAR PROTECTION PACKAGE			
5100		Rear Protection Package Package Consists of: Rear Bumper, Bed Mat, Cargo Box Heavy Duty Fender Guards <i>Package Priced at 10% discount.</i>	494.00
5110		Less Rear Protection Package	In Base Price
FRONT BRUSH GUARD			
6000		Heavy Duty Front Brushguard	233.00

JOHN DEERE COMMERCIAL PRODUCTS
HEAVY-DUTY CROSSOVER UTILITY VEHICLES AND EQUIPMENT

XUV 825i Power Steering Camo

Continued

CODE	ATTACHMENT IDENTIFIER	DESCRIPTION	SUGGESTED LIST PRICE USD (\$)
FRONT BRUSH GUARD Continued...			
6010		Less Front Brush Guard <i>Must order 6010 option code when ordering 5000 option code.</i>	In Base Price
MUFFLER			
6100		Standard Muffler	In Base Price
6200		High Performance Slip-On Exhaust	430.00
HOOD RACK			
6300		Front Hood Rack XUV <i>Must order 5000 or 6000 option code when ordering 6300 option code.</i>	226.00
6310		Less Front Hood Rack XUV <i>Must order 6310 option code when ordering 4002 option code.</i>	In Base Price
Attachments-Order as Desired			
9435		Spanish North American Kit: Spanish North American Operator's Manual and Decal Kit	No Charge
ATTACHMENTS FOR FIELD CONVERSION			
Blades:			
LP25355		Heavy Duty POWERtach Blade - 72" <i>Available through Order Zone</i>	In Catalog
LPPK140		POWERtach Deflector Shield <i>Available through Order Zone</i>	In Catalog
LPPK120		POWERtach Markers <i>Available through Order Zone</i>	In Catalog
LPPWBK72		POWERtach Poly Wear Bar <i>Available through Order Zone</i>	In Catalog
LPPK150		POWERtach Rubber Squeegee <i>Available through Order Zone</i>	In Catalog
LPPK160		POWERtach Skid Shoes <i>Available through Order Zone</i>	In Catalog
Cabs/Roofs/Windshields:			
BM23768		Air Cleaner Relocation Kit (Gas) <i>Quiet Cab Kit for Deluxe Cab. Requires Noise Reduction Kit. Can also be used with Poly Cab for noise reduction.</i>	11.77
BM23608		Cab Heater <i>Requires Cab Heater Fitting Kit.</i>	1,130.99
BM23509		Cab Heater Fitting Kit	112.36

JOHN DEERE COMMERCIAL PRODUCTS
HEAVY-DUTY CROSSOVER UTILITY VEHICLES AND EQUIPMENT

XUV 825i Power Steering Camo

Continued

CODE	ATTACHMENT IDENTIFIER	DESCRIPTION	SUGGESTED LIST PRICE USD (\$)
		ATTACHMENTS FOR FIELD CONVERSION Continued...	
	BM23498	Deluxe Cab Frame <i>Requires Seat Belt Kit, Glass Door Kit, Glass Windshield with Wiper, and Rear Window Kit to complete full Deluxe Cab.</i>	1,443.43
	VGB10505	Electrical Kit <i>Required for field installed Deluxe cabs.</i>	94.16
	BM24560	Glass Door Kit - Deluxe Cab	2,427.83
	BM23507	Glass Windshield with Wiper - Deluxe Cab	874.19
	BM21656	Interior Light Kit - Deluxe Cab <i>Requires Electrical Kit.</i>	58.86
	BM23750	Noise Reduction Kit (Gas & Diesel) <i>Quiet Cab Kit for Deluxe Cab. Requires Air Cleaner Relocation Kit.</i>	373.43
	BM23742	OPS Full No-Scratch Windshield <i>Not compatible with Deluxe Cab Frame. Compatible with poly cab.</i>	531.79
	BM23741	OPS Full Poly Windshield <i>Not compatible with Deluxe Cab Frame. Compatible with poly cab.</i>	423.71
	BM23743	OPS Glass Windshield with Wiper <i>Not compatible with Deluxe Cab Frame. Compatible with poly cab.</i>	874.19
	BM23740	OPS Half Poly Windshield <i>Not compatible with Deluxe Cab Frame.</i>	339.19
	BM24115	OPS Poly Roof - Black	445.11
	BM24320	OPS Poly Roof - Camo	802.50
	BM24561	OPS Rear Panel <i>Part of the Poly cab, or can be mounted on the OPS alone. Requires full windshield, poly cab doors, and poly roof to complete poly cab.</i>	502.90
	LP10314	OPS Side Mirror - Left <i>Available through Order Zone.</i>	In Catalog
	LP10315	OPS Side Mirror - Right <i>Available through Order Zone.</i>	In Catalog
	LP93127	OPS Soft Roof - Black <i>Available through Order Zone</i>	In Catalog
	LP93123	OPS Soft Roof - Camo <i>Available through Order Zone</i>	In Catalog
	BM24117	Poly Cab Doors <i>Includes left and right doors, with side mirrors. Requires full windshield, OPS rear panel, and poly roof to complete poly cab.</i>	2,675.00
	BM23505	Rear Window Kit - Deluxe Cab	225.77
	BM23755	Seat Belt Kit <i>Required with Deluxe Cab Frame</i>	144.46

JOHN DEERE COMMERCIAL PRODUCTS
HEAVY-DUTY CROSSOVER UTILITY VEHICLES AND EQUIPMENT

XUV 825i Power Steering Camo

Continued

CODE	ATTACHMENT IDENTIFIER	DESCRIPTION	SUGGESTED LIST PRICE USD (\$)
		ATTACHMENTS FOR FIELD CONVERSION Continued...	
	BM23508	Side Mirrors - Deluxe Cab	129.47
	BM21646	Visor (1) Kit - Deluxe cab	70.61
	BM23534	Windshield Washer Fluid Kit - Deluxe Cab <i>Requires Electrical Kit.</i>	173.34
	BM23849	Cargo Box Options / Storage: 5 Gallon Pail Holder	38.51
	BM22772	Cargo Box Bed Mat	119.84
	BM22769	Cargo Box Divider	191.53
	BM22811	Cargo Box FenderGuard <i>Requires Rear Bumper</i>	191.53
	BM23694	Cargo Box Power Lift Kit	858.14
	BM22774	Cargo Box Side Extension Kit	511.46
	LP19880	Deluxe Cargo Box Cover - Black <i>Available through Order Zone</i>	In Catalog
	BM22980	Front Hood Rack <i>Requires Front Brush Guard.</i>	241.81
	LP30320	Fuel Pack <i>Available through Order Zone</i>	In Catalog
	LP19878	Gator Gear Organizer - Black <i>Available through Order Zone</i>	In Catalog
	LP19886	Gator Tool Box <i>Contact Dealer for pricing.</i>	In Catalog
	LP93117	OPS Overhead Organizer - Black <i>Available through Order Zone</i>	In Catalog
	LP93113	OPS Overhead Organizer - Camo <i>Available through Order Zone</i>	In Catalog
	LP46485	Ratcheting Rhino Grip <i>Available through Order Zone.</i>	In Catalog
	LP25929	Rhino Grip XL - Double <i>Available through Order Zone.</i>	In Catalog
	LP25928	Rhino Grip XL - Single <i>Available through Order Zone.</i>	In Catalog
	LP19882	Saw Press Bracket <i>Available through Order Zone</i>	In Catalog
	BM22775	Side Tool Rack	304.96

JOHN DEERE COMMERCIAL PRODUCTS
HEAVY-DUTY CROSSOVER UTILITY VEHICLES AND EQUIPMENT

XUV 825i Power Steering Camo

Continued

CODE	ATTACHMENT IDENTIFIER	DESCRIPTION	SUGGESTED LIST PRICE USD (\$)
		ATTACHMENTS FOR FIELD CONVERSION Continued...	
	LP93207	Soft Rear Screen and Organizer - Black <i>Available through Order Zone</i>	In Catalog
		Carts / Hitches:	
	LPPCT10LXATV	10AT Cart <i>Available through Order Zone</i>	In Catalog
	LPPCT17ATJD	17AT Cart <i>Available through Order Zone.</i>	In Catalog
	LPUT21JD	21 Steel Utility Cart <i>Available through Order Zone</i>	In Catalog
	PM05101	Ball Mount - 1.875 in. (48mm)	See Parts
	PM05201	Ball Mount - 2 in. (51mm)	See Parts
	BM22290	Drawbar - 2 in. (51mm)	38.51
		Custom & High Performance:	
	BM24021	Fox ® High Performance Racing Shox	1,758.01
	BM22916	High Performance Slip-On Exhaust	680.51
	BM22703	Seat-Belt Comfort Strap (2) <i>Also compatible with Deluxe Cab.</i>	77.04
	BM24453	Stereo Mounting Kit <i>Includes mounting kit only; must choose one of the following three head units to have complete stereo:</i> <i>Radio, Heavy Duty AM / FM / WB / AUX (SWJHD1120)</i> <i>Radio, Heavy Duty AM / FM / WB / SAT / I-POD (SWJHD1620)</i> <i>Radio, AM / FM / WB / CD / AUX / SAT Ready (SWJHD3620)</i> <i>Must order head unit through Parts. Stereo Mounting Kit not compatible with Deluxe Cab.</i>	521.09
		Hunting / Camo:	
	LP19884	Cargo Box Gun Mount - Black <i>Available through Order Zone</i>	In Catalog
	LP19879	Deluxe Cargo Box Cover- Camo <i>Available through Order Zone</i>	In Catalog
	LP19877	Gator Gear Organizer (Camo) <i>Available through Order Zone</i>	In Catalog
	LP10319	Gun Mount Kit - Overhead <i>Includes 2 Gun Boot VI.</i> <i>Available through Order Zone</i>	In Catalog
	LP93103	Vehicle Cover, Cab / ROPS - Camo <i>Fits all Models Equipped with OPS and Deluxe Cab Structure.</i> <i>Available through Order Zone</i>	In Catalog
		Lights / Signals:	
	BM24726	Backup Alarm	74.56
	BM24013	Beacon Light <i>Requires OPS Poly Roof and OPS Switch Bank.</i>	219.36

JOHN DEERE COMMERCIAL PRODUCTS
HEAVY-DUTY CROSSOVER UTILITY VEHICLES AND EQUIPMENT

XUV 825i Power Steering Camo

Continued

CODE	ATTACHMENT IDENTIFIER	DESCRIPTION	SUGGESTED LIST PRICE USD (\$)
		ATTACHMENTS FOR FIELD CONVERSION Continued...	
	BM21649	Beacon Light Kit - Deluxe Cab <i>Requires Electrical Kit.</i>	371.29
	BM24587	Deluxe Signal Light Kit <i>Includes Turn Signals (Front & Rear) and 4-Way Flashers. Compatible with the 825i and 825i S4 vehicles equipped with the 3000 cargo box option code or 625i, 855D and 855D S4 vehicles equipped with the 3002 Cargo Box option code which already includes the brake & tail lights.</i>	171.20
	BM21651	Front Light Kit - Deluxe Cab <i>Requires Electrical Kit.</i>	293.19
	BM23442	Hella HID Sport Driving Lights <i>Requires OPS Switch Bank for OPS or poly roof mounting, or Front Brushguard for bumper mounting.</i>	935.19
	BM24108	Hella Performance Spot Lights <i>Requires OPS Switch Bank for OPS or poly roof mounting, or Front Brushguard for bumper mounting.</i>	343.47
	BM23370	Horn Kit	97.37
	BM24090	Long Range Light Kit <i>Can also mount behind front bumper cover directly to frame. Requires OPS Switch Bank for OPS or poly roof mounting, or Front Brushguard for brushguard mounting.</i>	191.53
	BM24016	Mid-Range Light Kit <i>Requires OPS Switch Bank for OPS or poly roof mounting. Can be installed on the front or rear of OPS or roof.</i>	123.06
	BM24089	OPS Switch Bank <i>Accommodates up to three separate OPS accessory kits.</i>	67.41
	BM21652	Rear Light Kit - Deluxe Cab <i>Requires Electrical Kit.</i>	217.21
	BM24282	Protection: Floormat <i>Also front floormat on S4</i>	78.11
	BM24463	Front CV Guards	114.49
	BM22987	Heavy Duty Fender Guard <i>Compatible with Standard Front Bumper.</i>	215.07
	BM22841	Heavy Duty Front Brush Guard	249.31
	BM22767	Heavy Duty Rear Bumper	236.47
	BM22962	Rear CV Guards	114.49
	BM22773	Tail Light Protectors	89.89
	LP93107	Vehicle Cover, Cab / ROPS - Black <i>Available through Order Zone.</i>	In Catalog

JOHN DEERE COMMERCIAL PRODUCTS
HEAVY-DUTY CROSSOVER UTILITY VEHICLES AND EQUIPMENT

XUV 825i Power Steering Camo

Continued

CODE	ATTACHMENT IDENTIFIER	DESCRIPTION	SUGGESTED LIST PRICE USD (\$)
ATTACHMENTS FOR FIELD CONVERSION Continued...			
		Seats / Wheels / Tires:	
	LP40587	Camoplast Tracks (825i) <i>Available through Order Zone</i>	In Catalog
		Sprayers / Pressure Washers:	
	LP33597	25 Gallon Bed Sprayer <i>Available through Order Zone</i>	In Catalog
	LP19490	25 Gallon Portable Sprayer <i>Available through Order Zone</i>	In Catalog
	LP20852	45 Gallon Bed Sprayer <i>Available through Order Zone</i>	In Catalog
	LP22908	45 Gallon High Performance Sprayer <i>Available through Order Zone</i>	In Catalog
	LP20485	45 Gallon Tow-Behind Sprayer <i>Available through Order Zone</i>	In Catalog
	LP20853	90 Gallon Bed Sprayer <i>Available through Order Zone</i>	In Catalog
	LP22909	90 Gallon High Performance Bed Sprayer <i>Available through Order Zone</i>	In Catalog
	LPGP2700GH	GatorPal High Pressure Washer (2700 psi, Honda engine) <i>Contact Dealer for pricing.</i>	In Catalog
	LPGP2700GS	GatorPal High Pressure Washer (2700 psi, Subaru engine) <i>Contact Dealer for pricing.</i>	In Catalog
	LPGP3000GH	GatorPal High Pressure Washer (3000 psi, Honda engine) <i>Contact Dealer for pricing.</i>	In Catalog
	LPGP3000GS	GatorPal High Pressure Washer (3000 psi, Subaru engine) <i>Contact Dealer for pricing.</i>	In Catalog
	LP22885	HP 150 in. Precision Boom <i>Compatible with all High Performance Sprayers</i> <i>Available through Order Zone</i>	In Catalog
	LP39963	HP 45 Gallon Sprayer - Tow Behind <i>Available through Order Zone</i>	In Catalog
	LP22884	HP Boomless Nozzles <i>Compatible with all High Performance Sprayers</i> <i>Available through Order Zone</i>	In Catalog
	LP22911	HP Standard Gator Boom <i>Compatible with all High Performance Sprayers</i> <i>Available through Order Zone</i>	In Catalog
		Winch:	
	BM24443	Warn® Winch (3000 lb) <i>Requires 2-Inch Receiver Multi-Mount Kit for Front or Rear Receiver Mount.</i>	770.40
	BM23105	Winch - 2 Inch Receiver Multi-Mount Kit	225.77

JOHN DEERE COMMERCIAL PRODUCTS
HEAVY-DUTY CROSSOVER UTILITY VEHICLES AND EQUIPMENT

XUV 825i Power Steering Camo

Continued

CODE	ATTACHMENT IDENTIFIER	DESCRIPTION	SUGGESTED LIST PRICE USD (\$)
		ATTACHMENTS FOR FIELD CONVERSION Continued...	
	BM21392	Winch Accessories Kit <i>Accessory kit includes 1/2" shackle, 9,000 lbs. maximum capacity snatch block, (2) 1"x8' tree trunk protectors, and (1) pair of WARN winching gloves.</i>	129.47
		SERVICE CONTRACTS - RESIDENTIAL OWNERS/USE	
		<i>Visit http://www.JohnDeere.com/ServicePlans for more information on John Deere Service Contracts. May not be Available in Parts of the U.S., Not Available in Canada. Price may vary due to driving distance and/or time from machine to dealership location.</i>	
		John Deere Extended Service Plan - 2-Year Option <i>Available for T-Series, HPX and XUV utility vehicles only.) 2-year extended service plan. (1 year of extended service protection); 2-years of warranty transportation.</i>	399.99
		John Deere Extended Service Plan - 3-Year Option <i>3-year extended service plan. (2 years of extended service protection); 3-years of warranty transportation.</i>	569.99

JOHN DEERE COMMERCIAL PRODUCTS
HEAVY-DUTY CROSSOVER UTILITY VEHICLES AND EQUIPMENT

XUV 825i S4 Green & Yellow Utility and Protection PR
Equipment for Base Machine

ENGINE:
 50 Engine HP*(812cc),
 Electronic Fuel Injection
 (EFI)
 Three Cylinder, Liquid-cooled,
 Dual Overhead Cams,
 4-Cycle Gasoline
 Full Pressure Lubrication
 System
 Replaceable Single Dry-Type
 Element Air Cleaner with
 Remote Intake
 7.0 Gallon (26.49L) Fuel
 Capacity
 Solid-state Ignition (12V)
 Spark-arresting Muffler
ELECTRICAL:
 Electric Start
 75 Amp Alternator
 340 CCA Battery
 Two 37.5 Watt Halogen
 Headlights
 Brake and Tail Lights
TRANSAXLE/TRANSMISSION:
 Continuously Variable
 Transmission
 Full Clutch Enclosure
 Two-speed Transaxle
 Operator Selectable 4WD
 44 mph (70 kph) Maximum
 Forward Speed
 On-demand True Four-Wheel
 Drive System
 Auto Locking Front Differential
 Traction Assist
 Front and Rear Hydraulic Disk
 Brakes
 Hand-operated Sealed Wet Disk
 Park brake
 1.3 In. (27mm) Forged Rear
 Axles
STEERING/SUSPENSION:
 Power Steering
 Rack and Pinion Steering

Independent Front Suspension
 (IRS) with 8 inches (203mm)
 of travel
 Independent Rear Suspension
 (IRS) with 9 inches (228.6mm)
 of travel
 Integrated 2" Rear Receiver
 12.4 ft. Turning Radius
 Ground Clearance: 11 In.
 (267 mm)
 Ground Clearance
 (Under Foot Platform):
 12.25 In (311 mm)
FRAME/STYLED PARTS:
 Hydroform Technology Frame
 PC/ASA (JDLOY) Hood and
 Fenders
OCCUPANT PROTECTION SYSTEM(OPS):
 1.75 In. (44.4 mm) Steel Tubular
 Overhead Structure
 Multiple Passenger Handholds
 3-pt. Seat Belts
 SAE J2194 & OSHA ROPS Certified
OPERATOR STATION:
 Front and rear bench seats
 7 In. (178 mm) Slide Rail
 Hip Restraint Bars for Driver
 and Passenger
 Passenger Grab Handles
 Glove Box
 Storage Compartment Under Hood
 Two Cup Holders
 Instrument gauge with 4
 wheel-drive indicator, RPM,
 MPH/KPH, time of day, fuel
 level, total miles and hour
 meters
 12v DC Outlet
FRONTAL PROTECTION:
 Heavy-Duty Front Bumper
 Integrated 2 Inch Front Receiver
 Hitch
REAR PROTECTION:
 Skid Plate and Close Out Panel

DIMENSIONS(WITH OPS):
 154 In. Long (3924.3mm) x 62 In.
 Wide (1574.8mm) x 75 Inches High
 (1905mm)
PAYLOAD CAPACITY:
 1,400 Lb (635 kg) Total Payload
 Capacity which Includes:
 200 Lb (91 kg) Driver,
 200 Lb (91 kg) Passenger, and
 1000 Lb (454 kg) in Cargo Box
Towing Capacity:
 1,500 Lb (680kg)
CARGO BOX:
 45 In. Long x 52 In. Wide x
 12 In. Deep
 (1,143mm x 1321mm x 305mm)
 16.4cu. ft (.46 cu.m) Capacity
 1000 Lbs (454 kg) Box Capacity
 Tilting Box
 Hinged (Bottom) Tailgate
 Load Guard
TIRES:
 Front: 26x9-12 Ancla XT
 (Extreme Terrain Tires)
 Rear: 26x11-12 Ancla XT
 (Extreme Terrain Tires)
SAFETY VIDEO TAPE:
 Safety and Operational DVD
 Operators Manual
 *Engine HP is Provided by the
 Engine Manufacturer to be Used
 for Comparison Purposes Only,
 Actual Operating HP will be
 Less.

CODE	ATTACHMENT IDENTIFIER	DESCRIPTION	SUGGESTED LIST PRICE USD (\$)
Select One Code From Each Required Category			
BASE MACHINE			
<i>F.O.B. Janesville, Wisconsin</i>			
588AM		XUV 825i S4 Green & Yellow Utility and Protection PR <i>Base Machine Suggested List Price Does Not Include \$400 USD Destination Charge.</i>	14,199.00
DESTINATION			
0202		US/Canada	In Base Price
0230		Australia/New Zealand	Same Price

JOHN DEERE COMMERCIAL PRODUCTS
HEAVY-DUTY CROSSOVER UTILITY VEHICLES AND EQUIPMENT

XUV 825i S4 Green & Yellow Utility and Protection PR

Continued

CODE	ATTACHMENT IDENTIFIER	DESCRIPTION	SUGGESTED LIST PRICE USD (\$)
WHEELS WITH TIRES (FOUR)			
1002		Yellow Alloy Wheels Maxxis Bighorn Radial Tires	823.00
DRIVER SEAT			
2001		Bench Seat - Yellow	Same Price
DELUXE CARGO BOX			
3002		Deluxe Cargo Box with Polyurea Liner, Brake, Tail, Reverse Lights & Light Protector	348.00
OVERHEAD PROTECTION STRUCTURES (OPS)			
4008		OPS with Black Poly Roof	559.00
POWER AND FRONT PROTECTION PACKAGE			
5000		Power and Front Protection Package Package Consists of: Power Lift, Heavy Duty Front Brushguard, Heavy Duty Front Fender Guard, Front Floor Mats, Rear Floor Mats <i>Package Priced at 10% discount.</i>	1,331.00
REAR PROTECTION PACKAGE			
5100		Rear Protection Package Package Consists of: Rear Bumper, Bed Mat, Cargo Box Heavy Duty Fender Guards <i>Package Priced at 10% discount.</i>	494.00
FRONT BRUSH GUARD			
6010		Less Front Brush Guard <i>Must order 6010 option code when ordering 5000 option code.</i>	In Base Price
MUFFLER			
6100		Standard Muffler	In Base Price
HOOD RACK			
6310		Less Front Hood Rack XUV <i>Must order 6310 option code when ordering 4002 option code.</i>	In Base Price
ATTACHMENTS FOR FIELD CONVERSION			
LP25355		Blades: Heavy Duty POWERtach Blade - 72" <i>Available through Order Zone</i>	In Catalog
LPPK140		POWERtach Deflector Shield <i>Available through Order Zone</i>	In Catalog
LPPK120		POWERtach Markers <i>Available through Order Zone</i>	In Catalog
LPPWBK72		POWERtach Poly Wear Bar <i>Available through Order Zone</i>	In Catalog

JOHN DEERE COMMERCIAL PRODUCTS
HEAVY-DUTY CROSSOVER UTILITY VEHICLES AND EQUIPMENT

XUV 825i S4 Green & Yellow Utility and Protection PR

Continued

CODE	ATTACHMENT IDENTIFIER	DESCRIPTION	SUGGESTED LIST PRICE USD (\$)
		ATTACHMENTS FOR FIELD CONVERSION Continued...	
	LPPK150	POWERtach Rubber Squeegee <i>Available through Order Zone</i>	In Catalog
	LPPK160	POWERtach Skid Shoes <i>Available through Order Zone</i>	In Catalog
		Cabs/Roofs/Windshields:	
	BM23742	OPS Full No-Scratch Windshield <i>Not compatible with Deluxe Cab Frame. Compatible with poly cab.</i>	531.79
	BM23741	OPS Full Poly Windshield <i>Not compatible with Deluxe Cab Frame. Compatible with poly cab.</i>	423.71
	BM23743	OPS Glass Windshield with Wiper <i>Not compatible with Deluxe Cab Frame. Compatible with poly cab.</i>	874.19
	BM23740	OPS Half Poly Windshield <i>Not compatible with Deluxe Cab Frame.</i>	339.19
	BM24116	OPS Poly Roof - S4 (Black)	598.13
	BM24561	OPS Rear Panel <i>Part of the Poly cab, or can be mounted on the OPS alone. Requires full windshield, poly cab doors, and poly roof to complete poly cab.</i>	502.90
	LP10314	OPS Side Mirror - Left <i>Available through Order Zone.</i>	In Catalog
	LP10315	OPS Side Mirror - Right <i>Available through Order Zone.</i>	In Catalog
		Cargo Box Options / Storage:	
	BM23849	5 Gallon Pail Holder	38.51
	BM22772	Cargo Box Bed Mat	119.84
	BM22769	Cargo Box Divider	191.53
	BM22811	Cargo Box FenderGuard <i>Requires Rear Bumper</i>	191.53
	BM23694	Cargo Box Power Lift Kit	858.14
	BM22774	Cargo Box Side Extension Kit	511.46
	LP19880	Deluxe Cargo Box Cover - Black <i>Available through Order Zone</i>	In Catalog
	BM22980	Front Hood Rack <i>Requires Front Brush Guard.</i>	241.81
	LP30320	Fuel Pack <i>Available through Order Zone</i>	In Catalog
	LP19878	Gator Gear Organizer - Black <i>Available through Order Zone</i>	In Catalog

JOHN DEERE COMMERCIAL PRODUCTS
HEAVY-DUTY CROSSOVER UTILITY VEHICLES AND EQUIPMENT

XUV 825i S4 Green & Yellow Utility and Protection PR

Continued

CODE	ATTACHMENT IDENTIFIER	DESCRIPTION	SUGGESTED LIST PRICE USD (\$)
		ATTACHMENTS FOR FIELD CONVERSION Continued...	
	LP19886	Gator Tool Box <i>Contact Dealer for pricing.</i>	In Catalog
	LP93117	OPS Overhead Organizer - Black <i>Available through Order Zone</i>	In Catalog
	LP46485	Ratcheting Rhino Grip <i>Available through Order Zone.</i>	In Catalog
	LP25929	Rhino Grip XL - Double <i>Available through Order Zone.</i>	In Catalog
	LP25928	Rhino Grip XL - Single <i>Available through Order Zone.</i>	In Catalog
	LP19882	Saw Press Bracket <i>Available through Order Zone</i>	In Catalog
	BM22775	Side Tool Rack	304.96
	LP93207	Soft Rear Screen and Organizer - Black <i>Available through Order Zone</i>	In Catalog
		Carts / Hitches:	
	LPPCT10LXATV	10AT Cart <i>Available through Order Zone</i>	In Catalog
	LPPCT17ATJD	17AT Cart <i>Available through Order Zone.</i>	In Catalog
	LPUT21JD	21 Steel Utility Cart <i>Available through Order Zone</i>	In Catalog
	PM05101	Ball Mount - 1.875 in. (48mm)	See Parts
	PM05201	Ball Mount - 2 in. (51mm)	See Parts
	BM22290	Drawbar - 2 in. (51mm)	38.51
		Custom & High Performance:	
	BM22916	High Performance Slip-On Exhaust	680.51
	BM22703	Seat-Belt Comfort Strap (2) <i>Also compatible with Deluxe Cab.</i>	77.04
	BM24455	Stereo Mounting Kit <i>Includes mounting kit only; must choose one of the following three head units to have complete stereo:</i> <i>Radio, Heavy Duty AM / FM / WB / AUX (SWJHD1120)</i> <i>Radio, Heavy Duty AM / FM / WB / SAT / I-POD (SWJHD1620)</i> <i>Radio, AM / FM / WB / CD / AUX / SAT Ready (SWJHD3620)</i> <i>Must order head unit through Parts. Stereo Mounting Kit not compatible with Deluxe Cab.</i>	660.19
		Hunting / Camo:	
	LP19884	Cargo Box Gun Mount - Black <i>Available through Order Zone</i>	In Catalog

JOHN DEERE COMMERCIAL PRODUCTS
HEAVY-DUTY CROSSOVER UTILITY VEHICLES AND EQUIPMENT

XUV 825i S4 Green & Yellow Utility and Protection PR

Continued

CODE	ATTACHMENT IDENTIFIER	DESCRIPTION	SUGGESTED LIST PRICE USD (\$)
		ATTACHMENTS FOR FIELD CONVERSION Continued...	
	LP10319	Gun Mount Kit - Overhead <i>Includes 2 Gun Boot VI. Available through Order Zone</i>	In Catalog
		Lights / Signals:	
	BM24726	Backup Alarm	74.56
	BM24013	Beacon Light <i>Requires OPS Poly Roof and OPS Switch Bank.</i>	219.36
	BM24587	Deluxe Signal Light Kit <i>Includes Turn Signals (Front & Rear) and 4-Way Flashers. Compatible with the 825i and 825i S4 vehicles equipped with the 3000 cargo box option code or 625i, 855D and 855D S4 vehicles equipped with the 3002 Cargo Box option code which already includes the brake & tail lights.</i>	171.20
	BM23442	Hella HID Sport Driving Lights <i>Requires OPS Switch Bank for OPS or poly roof mounting, or Front Brushguard for bumper mounting.</i>	935.19
	BM24108	Hella Performance Spot Lights <i>Requires OPS Switch Bank for OPS or poly roof mounting, or Front Brushguard for bumper mounting.</i>	343.47
	BM23370	Horn Kit	97.37
	BM24090	Long Range Light Kit <i>Can also mount behind front bumper cover directly to frame. Requires OPS Switch Bank for OPS or poly roof mounting, or Front Brushguard for brushguard mounting.</i>	191.53
	BM24016	Mid-Range Light Kit <i>Requires OPS Switch Bank for OPS or poly roof mounting. Can be installed on the front or rear of OPS or roof.</i>	123.06
	BM24273	Mid-Range Light Kit (rear S4 Only) <i>Requires OPS Switch Bank. Compatible with OPS Poly Roofs, or on the OPS alone.</i>	123.06
	BM24089	OPS Switch Bank <i>Accommodates up to three separate OPS accessory kits.</i>	67.41
		Protection:	
	BM24282	Floormat <i>Also front floormat on S4</i>	78.11
	BM24283	Floormat (S4 rear)	78.11
	BM24463	Front CV Guards	114.49
	BM22987	Heavy Duty Fender Guard <i>Compatible with Standard Front Bumper.</i>	215.07
	BM22841	Heavy Duty Front Brush Guard	249.31
	BM22767	Heavy Duty Rear Bumper	236.47
	BM22962	Rear CV Guards	114.49

JOHN DEERE COMMERCIAL PRODUCTS
HEAVY-DUTY CROSSOVER UTILITY VEHICLES AND EQUIPMENT

XUV 825i S4 Green & Yellow Utility and Protection PR

Continued

CODE	ATTACHMENT IDENTIFIER	DESCRIPTION	SUGGESTED LIST PRICE USD (\$)
		ATTACHMENTS FOR FIELD CONVERSION Continued...	
	BM22773	Tail Light Protectors	89.89
	LP40587	Seats / Wheels / Tires: Camoplast Tracks (825i) <i>Available through Order Zone</i>	In Catalog
	LP33597	Sprayers / Pressure Washers: 25 Gallon Bed Sprayer <i>Available through Order Zone</i>	In Catalog
	LP19490	25 Gallon Portable Sprayer <i>Available through Order Zone</i>	In Catalog
	LP20852	45 Gallon Bed Sprayer <i>Available through Order Zone</i>	In Catalog
	LP22908	45 Gallon High Performance Sprayer <i>Available through Order Zone</i>	In Catalog
	LP20485	45 Gallon Tow-Behind Sprayer <i>Available through Order Zone</i>	In Catalog
	LP20853	90 Gallon Bed Sprayer <i>Available through Order Zone</i>	In Catalog
	LP22909	90 Gallon High Performance Bed Sprayer <i>Available through Order Zone</i>	In Catalog
	LPGP2700GH	GatorPal High Pressure Washer (2700 psi, Honda engine) <i>Contact Dealer for pricing.</i>	In Catalog
	LPGP2700GS	GatorPal High Pressure Washer (2700 psi, Subaru engine) <i>Contact Dealer for pricing.</i>	In Catalog
	LPGP3000GH	GatorPal High Pressure Washer (3000 psi, Honda engine) <i>Contact Dealer for pricing.</i>	In Catalog
	LPGP3000GS	GatorPal High Pressure Washer (3000 psi, Subaru engine) <i>Contact Dealer for pricing.</i>	In Catalog
	LP22885	HP 150 in. Precision Boom <i>Compatible with all High Performance Sprayers</i> <i>Available through Order Zone</i>	In Catalog
	LP39963	HP 45 Gallon Sprayer - Tow Behind <i>Available through Order Zone</i>	In Catalog
	LP22884	HP Boomless Nozzles <i>Compatible with all High Performance Sprayers</i> <i>Available through Order Zone</i>	In Catalog
	LP22911	HP Standard Gator Boom <i>Compatible with all High Performance Sprayers</i> <i>Available through Order Zone</i>	In Catalog
	BM24443	Winch: Warn® Winch (3000 lb) <i>Requires RE266640 positive cable and AN305976 ground cable to reach contactor.</i> <i>Requires 2-Inch Receiver Multi-Mount Kit for Front or Rear Receiver Mount.</i>	770.40

JOHN DEERE COMMERCIAL PRODUCTS
HEAVY-DUTY CROSSOVER UTILITY VEHICLES AND EQUIPMENT

XUV 825i S4 Green & Yellow Utility and Protection PR

Continued

CODE	ATTACHMENT IDENTIFIER	DESCRIPTION	SUGGESTED LIST PRICE USD (\$)
		ATTACHMENTS FOR FIELD CONVERSION Continued...	
	BM23105	Winch - 2 Inch Receiver Multi-Mount Kit	225.77
	BM21392	Winch Accessories Kit <i>Accessory kit includes 1/2" shackle, 9,000 lbs. maximum capacity snatch block, (2) 1"x8' tree trunk protectors, and (1) pair of WARN winching gloves.</i>	129.47
		 SERVICE CONTRACTS - RESIDENTIAL OWNERS/USE	
		<i>Visit http://www.JohnDeere.com/ServicePlans for more information on John Deere Service Contracts. May not be Available in Parts of the U.S., Not Available in Canada. Price may vary due to driving distance and/or time from machine to dealership location.</i>	
		John Deere Extended Service Plan - 2-Year Option <i>Available for T-Series, HPX and XUV utility vehicles only.) 2-year extended service plan. (1 year of extended service protection); 2-years of warranty transportation.</i>	399.99
		John Deere Extended Service Plan - 3-Year Option <i>3-year extended service plan. (2 years of extended service protection); 3-years of warranty transportation.</i>	569.99

JOHN DEERE COMMERCIAL PRODUCTS

HEAVY-DUTY CROSSOVER UTILITY VEHICLES AND EQUIPMENT

XUV 825i S4 Green & Yellow

Equipment for Base Machine

ENGINE:
 50 Engine HP*(812cc),
 Electronic Fuel Injection
 (EFI)
 Three Cylinder, Liquid-cooled,
 Dual Overhead Cams,
 4-Cycle Gasoline
 Full Pressure Lubrication
 System
 Replaceable Single Dry-Type
 Element Air Cleaner with
 Remote Intake
 7.0 Gallon (26.49L) Fuel
 Capacity
 Solid-state Ignition (12V)
 Spark-arresting Muffler
 ELECTRICAL:
 Electric Start
 75 Amp Alternator
 340 CCA Battery
 Two 37.5 Watt Halogen
 Headlights
 Brake and Tail Lights
 TRANSAXLE/TRANSMISSION:
 Continuously Variable
 Transmission
 Full Clutch Enclosure
 Two-speed Transaxle
 Operator Selectable 4WD
 44 mph (70 kph) Maximum
 Forward Speed
 On-demand True Four-Wheel
 Drive System
 Auto Locking Front Differential
 Traction Assist
 Front and Rear Hydraulic Disk
 Brakes
 Hand-operated Sealed Wet Disk
 Park brake
 1.3 In. (27mm) Forged Rear
 Axles
 STEERING/SUSPENSION:
 Power Steering
 Rack and Pinion Steering

Independent Front Suspension
 (IRS) with 8 inches (203mm)
 of travel
 Independent Rear Suspension
 (IRS) with 9 inches (228.6mm)
 of travel
 Integrated 2" Rear Receiver
 12.4 ft. Turning Radius
 Ground Clearance: 11 In.
 (267 mm)
 Ground Clearance
 (Under Foot Platform):
 12.25 In (311 mm)
 FRAME/STYLED PARTS:
 Hydroform Technology Frame
 PC/ASA (JDLOY) Hood and
 Fenders
 OCCUPANT PROTECTION SYSTEM(OPS):
 1.75 In. (44.4 mm) Steel Tubular
 Overhead Structure
 Multiple Passenger Handholds
 3-pt. Seat Belts
 SAE J2194 & OSHA ROPS Certified
 OPERATOR STATION:
 Front and rear bench seats
 7 In. (178 mm) Slide Rail
 Hip Restraint Bars for Driver
 and Passenger
 Passenger Grab Handles
 Glove Box
 Storage Compartment Under Hood
 Two Cup Holders
 Instrument gauge with 4
 wheel-drive indicator, RPM,
 MPH/KPH, time of day, fuel
 level, total miles and hour
 meters
 12v DC Outlet
 FRONTAL PROTECTION:
 Heavy-Duty Front Bumper
 Integrated 2 Inch Front Receiver
 Hitch
 REAR PROTECTION:
 Skid Plate and Close Out Panel

DIMENSIONS(WITH OPS):
 154 In. Long (3924.3mm) x 62 In.
 Wide (1574.8mm) x 75 Inches High
 (1905mm)
 PAYLOAD CAPACITY:
 1,400 Lb (635 kg) Total Payload
 Capacity which Includes:
 200 Lb (91 kg) Driver,
 200 Lb (91 kg) Passenger, and
 1000 Lb (454 kg) in Cargo Box
 Towing Capacity:
 1,500 Lb (680kg)
 CARGO BOX:
 45 In. Long x 52 In. Wide x
 12 In. Deep
 (1,143mm x 1321mm x 305mm)
 16.4cu. ft (.46 cu.m) Capacity
 1000 Lbs (454 kg) Box Capacity
 Tilting Box
 Hinged (Bottom) Tailgate
 Load Guard
 TIRES:
 Front: 26x9-12 Ancla XT
 (Extreme Terrain Tires)
 Rear: 26x11-12 Ancla XT
 (Extreme Terrain Tires)
 SAFETY VIDEO TAPE:
 Safety and Operational DVD
 Operators Manual
 *Engine HP is Provided by the
 Engine Manufacturer to be Used
 for Comparison Purposes Only,
 Actual Operating HP will be
 Less.

CODE	ATTACHMENT IDENTIFIER	DESCRIPTION	SUGGESTED LIST PRICE USD (\$)
------	-----------------------	-------------	-------------------------------

Select One Code From Each Required Category

BASE MACHINE

F.O.B. Janesville, Wisconsin

5880M	XUV 825i S4 Green & Yellow <i>Base Machine Suggested List Price Does Not Include \$500 USD Destination Charge.</i>	14,199.00
-------	---	-----------

DESTINATION

0202	US/Canada	In Base Price
0195	Mexico	Same Price
0250	All Other Countries	Same Price

JOHN DEERE COMMERCIAL PRODUCTS
HEAVY-DUTY CROSSOVER UTILITY VEHICLES AND EQUIPMENT

XUV 825i S4 Green & Yellow

Continued

CODE	ATTACHMENT IDENTIFIER	DESCRIPTION	SUGGESTED LIST PRICE USD (\$)
DESTINATION Continued...			
WHEELS WITH TIRES (FOUR)			
1001		Yellow Steel Wheels Ancla M-T Extreme Terrain Tire	In Base Price
DRIVER SEAT			
2001		Bench Seat - Yellow	Same Price
DELUXE CARGO BOX			
3000		Deluxe Cargo Box with Paint, Brake, Tail & Reverse Lights	In Base Price
OVERHEAD PROTECTION STRUCTURES (OPS)			
4000		OPS	In Base Price
POWER AND FRONT PROTECTION PACKAGE			
5010		Manual Lift <i>Must order 5010 option code when ordering 6000 option code.</i>	In Base Price
REAR PROTECTION PACKAGE			
5110		Less Rear Protection Package	In Base Price
FRONT BRUSH GUARD			
6010		Less Front Brush Guard <i>Must order 6010 option code when ordering 5000 option code.</i>	In Base Price
MUFFLER			
6100		Standard Muffler	In Base Price
HOOD RACK			
6310		Less Front Hood Rack XUV <i>Must order 6310 option code when ordering 4002 option code.</i>	In Base Price
Attachments-Order as Desired			
9435		Spanish North American Kit: Spanish North American Operator's Manual and Decal Kit	No Charge
ATTACHMENTS FOR FIELD CONVERSION			
LP25355		Blades: Heavy Duty POWERtach Blade - 72" <i>Available through Order Zone</i>	In Catalog
LPPK140		POWERtach Deflector Shield <i>Available through Order Zone</i>	In Catalog

JOHN DEERE COMMERCIAL PRODUCTS
HEAVY-DUTY CROSSOVER UTILITY VEHICLES AND EQUIPMENT

XUV 825i S4 Green & Yellow

Continued

CODE	ATTACHMENT IDENTIFIER	DESCRIPTION	SUGGESTED LIST PRICE USD (\$)
		ATTACHMENTS FOR FIELD CONVERSION Continued...	
	LPPK120	POWERTach Markers <i>Available through Order Zone</i>	In Catalog
	LPPWBK72	POWERTach Poly Wear Bar <i>Available through Order Zone</i>	In Catalog
	LPPK150	POWERTach Rubber Squeegee <i>Available through Order Zone</i>	In Catalog
	LPPK160	POWERTach Skid Shoes <i>Available through Order Zone</i>	In Catalog
		Cabs/Roofs/Windshields:	
	BM23742	OPS Full No-Scratch Windshield <i>Not compatible with Deluxe Cab Frame. Compatible with poly cab.</i>	531.79
	BM23741	OPS Full Poly Windshield <i>Not compatible with Deluxe Cab Frame. Compatible with poly cab.</i>	423.71
	BM23743	OPS Glass Windshield with Wiper <i>Not compatible with Deluxe Cab Frame. Compatible with poly cab.</i>	874.19
	BM23740	OPS Half Poly Windshield <i>Not compatible with Deluxe Cab Frame.</i>	339.19
	BM24116	OPS Poly Roof - S4 (Black)	598.13
	BM24561	OPS Rear Panel <i>Part of the Poly cab, or can be mounted on the OPS alone. Requires full windshield, poly cab doors, and poly roof to complete poly cab.</i>	502.90
	LP10314	OPS Side Mirror - Left <i>Available through Order Zone.</i>	In Catalog
	LP10315	OPS Side Mirror - Right <i>Available through Order Zone.</i>	In Catalog
		Cargo Box Options / Storage:	
	BM23849	5 Gallon Pail Holder	38.51
	BM22772	Cargo Box Bed Mat	119.84
	BM22769	Cargo Box Divider	191.53
	BM22811	Cargo Box FenderGuard <i>Requires Rear Bumper</i>	191.53
	BM23694	Cargo Box Power Lift Kit	858.14
	BM22774	Cargo Box Side Extension Kit	511.46
	LP19880	Deluxe Cargo Box Cover - Black <i>Available through Order Zone</i>	In Catalog
	BM22980	Front Hood Rack <i>Requires Front Brush Guard.</i>	241.81

JOHN DEERE COMMERCIAL PRODUCTS
HEAVY-DUTY CROSSOVER UTILITY VEHICLES AND EQUIPMENT

XUV 825i S4 Green & Yellow
Continued

CODE	ATTACHMENT IDENTIFIER	DESCRIPTION	SUGGESTED LIST PRICE USD (\$)
		ATTACHMENTS FOR FIELD CONVERSION Continued...	
	LP30320	Fuel Pack <i>Available through Order Zone</i>	In Catalog
	LP19878	Gator Gear Organizer - Black <i>Available through Order Zone</i>	In Catalog
	LP19886	Gator Tool Box <i>Contact Dealer for pricing.</i>	In Catalog
	LP93117	OPS Overhead Organizer - Black <i>Available through Order Zone</i>	In Catalog
	LP46485	Ratcheting Rhino Grip <i>Available through Order Zone.</i>	In Catalog
	LP25929	Rhino Grip XL - Double <i>Available through Order Zone.</i>	In Catalog
	LP25928	Rhino Grip XL - Single <i>Available through Order Zone.</i>	In Catalog
	LP19882	Saw Press Bracket <i>Available through Order Zone</i>	In Catalog
	BM22775	Side Tool Rack	304.96
	LP93207	Soft Rear Screen and Organizer - Black <i>Available through Order Zone</i>	In Catalog
		Carts / Hitches:	
	LPPCT10LXATV	10AT Cart <i>Available through Order Zone</i>	In Catalog
	LPPCT17ATJD	17AT Cart <i>Available through Order Zone.</i>	In Catalog
	LPUT21JD	21 Steel Utility Cart <i>Available through Order Zone</i>	In Catalog
	PM05101	Ball Mount - 1.875 in. (48mm)	See Parts
	PM05201	Ball Mount - 2 in. (51mm)	See Parts
	BM22290	Drawbar - 2 in. (51mm)	38.51
		Custom & High Performance:	
	BM22916	High Performance Slip-On Exhaust	680.51
	BM22703	Seat-Belt Comfort Strap (2) <i>Also compatible with Deluxe Cab.</i>	77.04
	BM24455	Stereo Mounting Kit <i>Includes mounting kit only; must choose one of the following three head units to have complete stereo:</i> <i>Radio, Heavy Duty AM / FM / WB / AUX (SWJHD1120)</i> <i>Radio, Heavy Duty AM / FM / WB / SAT / I-POD (SWJHD1620)</i> <i>Radio, AM / FM / WB / CD / AUX / SAT Ready (SWJHD3620)</i> <i>Must order head unit through Parts. Stereo Mounting Kit not compatible with Deluxe Cab.</i>	660.19

JOHN DEERE COMMERCIAL PRODUCTS
HEAVY-DUTY CROSSOVER UTILITY VEHICLES AND EQUIPMENT

XUV 825i S4 Green & Yellow

Continued

CODE	ATTACHMENT IDENTIFIER	DESCRIPTION	SUGGESTED LIST PRICE USD (\$)
ATTACHMENTS FOR FIELD CONVERSION Continued...			
		Hunting / Camo:	
	LP19884	Cargo Box Gun Mount - Black <i>Available through Order Zone</i>	In Catalog
	LP10319	Gun Mount Kit - Overhead <i>Includes 2 Gun Boot VI. Available through Order Zone</i>	In Catalog
		Lights / Signals:	
	BM24726	Backup Alarm	74.56
	BM24013	Beacon Light <i>Requires OPS Poly Roof and OPS Switch Bank.</i>	219.36
	BM24587	Deluxe Signal Light Kit <i>Includes Turn Signals (Front & Rear) and 4-Way Flashers. Compatible with the 825i and 825i S4 vehicles equipped with the 3000 cargo box option code or 625i, 855D and 855D S4 vehicles equipped with the 3002 Cargo Box option code which already includes the brake & tail lights.</i>	171.20
	BM23442	Hella HID Sport Driving Lights <i>Requires OPS Switch Bank for OPS or poly roof mounting, or Front Brushguard for bumper mounting.</i>	935.19
	BM24108	Hella Performance Spot Lights <i>Requires OPS Switch Bank for OPS or poly roof mounting, or Front Brushguard for bumper mounting.</i>	343.47
	BM23370	Horn Kit	97.37
	BM24090	Long Range Light Kit <i>Can also mount behind front bumper cover directly to frame. Requires OPS Switch Bank for OPS or poly roof mounting, or Front Brushguard for brushguard mounting.</i>	191.53
	BM24016	Mid-Range Light Kit <i>Requires OPS Switch Bank for OPS or poly roof mounting. Can be installed on the front or rear of OPS or roof.</i>	123.06
	BM24273	Mid-Range Light Kit (rear S4 Only) <i>Requires OPS Switch Bank. Compatible with OPS Poly Roofs, or on the OPS alone.</i>	123.06
	BM24089	OPS Switch Bank <i>Accommodates up to three separate OPS accessory kits.</i>	67.41
		Protection:	
	BM24282	Floormat <i>Also front floormat on S4</i>	78.11
	BM24283	Floormat (S4 rear)	78.11
	BM24463	Front CV Guards	114.49
	BM22987	Heavy Duty Fender Guard <i>Compatible with Standard Front Bumper.</i>	215.07
	BM22841	Heavy Duty Front Brush Guard	249.31
	BM22767	Heavy Duty Rear Bumper	236.47

JOHN DEERE COMMERCIAL PRODUCTS
HEAVY-DUTY CROSSOVER UTILITY VEHICLES AND EQUIPMENT

XUV 825i S4 Green & Yellow

Continued

CODE	ATTACHMENT IDENTIFIER	DESCRIPTION	SUGGESTED LIST PRICE USD (\$)
		ATTACHMENTS FOR FIELD CONVERSION Continued...	
	BM22962	Rear CV Guards	114.49
	BM22773	Tail Light Protectors	89.89
	LP40587	Seats / Wheels / Tires: Camoplast Tracks (825i) <i>Available through Order Zone</i>	In Catalog
	LP33597	Sprayers / Pressure Washers: 25 Gallon Bed Sprayer <i>Available through Order Zone</i>	In Catalog
	LP19490	25 Gallon Portable Sprayer <i>Available through Order Zone</i>	In Catalog
	LP20852	45 Gallon Bed Sprayer <i>Available through Order Zone</i>	In Catalog
	LP22908	45 Gallon High Performance Sprayer <i>Available through Order Zone</i>	In Catalog
	LP20485	45 Gallon Tow-Behind Sprayer <i>Available through Order Zone</i>	In Catalog
	LP20853	90 Gallon Bed Sprayer <i>Available through Order Zone</i>	In Catalog
	LP22909	90 Gallon High Performance Bed Sprayer <i>Available through Order Zone</i>	In Catalog
	LPGP2700GH	GatorPal High Pressure Washer (2700 psi, Honda engine) <i>Contact Dealer for pricing.</i>	In Catalog
	LPGP2700GS	GatorPal High Pressure Washer (2700 psi, Subaru engine) <i>Contact Dealer for pricing.</i>	In Catalog
	LPGP3000GH	GatorPal High Pressure Washer (3000 psi, Honda engine) <i>Contact Dealer for pricing.</i>	In Catalog
	LPGP3000GS	GatorPal High Pressure Washer (3000 psi, Subaru engine) <i>Contact Dealer for pricing.</i>	In Catalog
	LP22885	HP 150 in. Precision Boom <i>Compatible with all High Performance Sprayers</i> <i>Available through Order Zone</i>	In Catalog
	LP39963	HP 45 Gallon Sprayer - Tow Behind <i>Available through Order Zone</i>	In Catalog
	LP22884	HP Boomless Nozzles <i>Compatible with all High Performance Sprayers</i> <i>Available through Order Zone</i>	In Catalog
	LP22911	HP Standard Gator Boom <i>Compatible with all High Performance Sprayers</i> <i>Available through Order Zone</i>	In Catalog

JOHN DEERE COMMERCIAL PRODUCTS
HEAVY-DUTY CROSSOVER UTILITY VEHICLES AND EQUIPMENT

XUV 825i S4 Green & Yellow

Continued

CODE	ATTACHMENT IDENTIFIER	DESCRIPTION	SUGGESTED LIST PRICE USD (\$)
ATTACHMENTS FOR FIELD CONVERSION Continued...			
		Winch:	
	BM24443	Warn® Winch (3000 lb) <i>Requires RE266640 positive cable and AN305976 ground cable to reach contactor. Requires 2-Inch Receiver Multi-Mount Kit for Front or Rear Receiver Mount.</i>	770.40
	BM23105	Winch - 2 Inch Receiver Multi-Mount Kit	225.77
	BM21392	Winch Accessories Kit <i>Accessory kit includes 1/2" shackle, 9,000 lbs. maximum capacity snatch block, (2) 1"x8' tree trunk protectors, and (1) pair of WARN winching gloves.</i>	129.47

SERVICE CONTRACTS - RESIDENTIAL OWNERS/USE

Visit <http://www.JohnDeere.com/ServicePlans> for more information on John Deere Service Contracts. May not be Available in Parts of the U.S., Not Available in Canada. Price may vary due to driving distance and/or time from machine to dealership location.

John Deere Extended Service Plan - 2-Year Option <i>Available for T-Series, HPX and XUV utility vehicles only.) 2-year extended service plan. (1 year of extended service protection); 2-years of warranty transportation.</i>	399.99
---	--------

John Deere Extended Service Plan - 3-Year Option <i>3-year extended service plan. (2 years of extended service protection); 3-years of warranty transportation.</i>	569.99
--	--------

JOHN DEERE COMMERCIAL PRODUCTS

HEAVY-DUTY CROSSOVER UTILITY VEHICLES AND EQUIPMENT

XUV 825i S4 Camo Utility and Protection PR Equipment for Base Machine

ENGINE:
50 Engine HP*(812cc),
Electronic Fuel Injection
(EFI)
Three Cylinder, Liquid-cooled,
Dual Overhead Cams,
4-Cycle Gasoline
Full Pressure Lubrication
System
Replaceable Single Dry-Type
Element Air Cleaner with
Remote Intake
7.0 Gallon (26.49L) Fuel
Capacity
Solid-state Ignition (12V)
Spark-arresting Muffler
ELECTRICAL:
Electric Start
75 Amp Alternator
340 CCA Battery
Two 37.5 Watt Halogen
Headlights
Brake and Tail Lights
TRANSAXLE/TRANSMISSION:
Continuously Variable
Transmission
Full Clutch Enclosure
Two-speed Transaxle
Operator Selectable 4WD
44 mph (70 kph) Maximum
Forward Speed
On-demand True Four-Wheel
Drive System
Auto Locking Front Differential
Traction Assist
Front and Rear Hydraulic Disk
Brakes
Hand-operated Sealed Wet Disk
Park brake
1.3 In. (27mm) Forged Rear
Axles
STEERING/SUSPENSION:
Power Steering
Rack and Pinion Steering

Independent Front Suspension
(IRS) with 8 inches (203mm)
of travel
Independent Rear Suspension
(IRS) with 9 inches (228.6mm)
of travel
Integrated 2" Rear Receiver
12.4 ft. Turning Radius
Ground Clearance: 11 In.
(267 mm)
Ground Clearance
(Under Foot Platform):
12.25 In (311 mm)
FRAME/STYLED PARTS:
Hydroform Technology Frame
PC/ASA (JDLOY) Hood and
Fenders
OCCUPANT PROTECTION SYSTEM(OPS):
1.75 In. (44.4 mm) Steel Tubular
Overhead Structure
Multiple Passenger Handholds
3-pt. Seat Belts
SAE J2194 & OSHA ROPS Certified
OPERATOR STATION:
Front and rear bench seats
7 In. (178 mm) Slide Rail
Hip Restraint Bars for Driver
and Passenger
Passenger Grab Handles
Glove Box
Storage Compartment Under Hood
Two Cup Holders
Instrument gauge with 4
wheel-drive indicator, RPM,
MPH/KPH, time of day, fuel
level, total miles and hour
meters
12v DC Outlet
FRONTAL PROTECTION:
Heavy-Duty Front Bumper
Integrated 2 Inch Front Receiver
Hitch
REAR PROTECTION:
Skid Plate and Close Out Panel

DIMENSIONS(WITH OPS):
154 In. Long (3924.3mm) x 62 In.
Wide (1574.8mm) x 75 Inches High
(1905mm)
PAYLOAD CAPACITY:
1,400 Lb (635 kg) Total Payload
Capacity which Includes:
200 Lb (91 kg) Driver,
200 Lb (91 kg) Passenger, and
1000 Lb (454 kg) in Cargo Box
Towing Capacity:
1,500 Lb (680kg)
CARGO BOX:
45 In. Long x 52 In. Wide x
12 In. Deep
(1,143mm x 1321mm x 305mm)
16.4cu. ft (.46 cu.m) Capacity
1000 Lbs (454 kg) Box Capacity
Tilting Box
Hinged (Bottom) Tailgate
Load Guard
TIRES:
Front: 26x9-12 Ancla XT
(Extreme Terrain Tires)
Rear: 26x11-12 Ancla XT
(Extreme Terrain Tires)
SAFETY VIDEO TAPE:
Safety and Operational DVD
Operators Manual
*Engine HP is Provided by the
Engine Manufacturer to be Used
for Comparison Purposes Only,
Actual Operating HP will be
Less.

CODE	ATTACHMENT IDENTIFIER	DESCRIPTION	SUGGESTED LIST PRICE USD (\$)
Select One Code From Each Required Category			
BASE MACHINE			
<i>F.O.B. Janesville, Wisconsin</i>			
588BM		XUV 825i S4 Camo Utility and Protection PR <i>Base Machine Suggested List Price Does Not Include \$500 USD Destination Charge.</i>	14,749.00
DESTINATION			
0202		US/Canada	In Base Price
0230		Australia/New Zealand	Same Price

JOHN DEERE COMMERCIAL PRODUCTS
HEAVY-DUTY CROSSOVER UTILITY VEHICLES AND EQUIPMENT

XUV 825i S4 Camo Utility and Protection PR

Continued

CODE	ATTACHMENT IDENTIFIER	DESCRIPTION	SUGGESTED LIST PRICE USD (\$)
WHEELS WITH TIRES (FOUR)			
1002		Black Alloy Wheels Maxxis Bighorn Radial Tires	823.00
DRIVER SEAT			
2001		Bench Seat - Black	Same Price
DELUXE CARGO BOX			
3002		Deluxe Cargo Box with Polyurea Liner, Brake, Tail, Reverse Lights & Light Protector	348.00
OVERHEAD PROTECTION STRUCTURES (OPS)			
4008		OPS with Black Poly Roof	559.00
POWER AND FRONT PROTECTION PACKAGE			
5000		Power and Front Protection Package Package Consists of: Power Lift, Heavy Duty Front Brushguard, Heavy Duty Front Fender Guard, Front Floor Mats, Rear Floor Mats <i>Package Priced at 10% discount.</i>	1,331.00
REAR PROTECTION PACKAGE			
5100		Rear Protection Package Package Consists of: Rear Bumper, Bed Mat, Cargo Box Heavy Duty Fender Guards <i>Package Priced at 10% discount.</i>	494.00
FRONT BRUSH GUARD			
6010		Less Front Brush Guard <i>Must order 6010 option code when ordering 5000 option code.</i>	In Base Price
MUFFLER			
6100		Standard Muffler	In Base Price
HOOD RACK			
6310		Less Front Hood Rack XUV <i>Must order 6310 option code when ordering 4002 option code.</i>	In Base Price
ATTACHMENTS FOR FIELD CONVERSION			
LP25355		Blades: Heavy Duty POWERtach Blade - 72" <i>Available through Order Zone</i>	In Catalog
LPPK140		POWERtach Deflector Shield <i>Available through Order Zone</i>	In Catalog
LPPK120		POWERtach Markers <i>Available through Order Zone</i>	In Catalog
LPPWBK72		POWERtach Poly Wear Bar <i>Available through Order Zone</i>	In Catalog

JOHN DEERE COMMERCIAL PRODUCTS
HEAVY-DUTY CROSSOVER UTILITY VEHICLES AND EQUIPMENT

XUV 825i S4 Camo Utility and Protection PR

Continued

CODE	ATTACHMENT IDENTIFIER	DESCRIPTION	SUGGESTED LIST PRICE USD (\$)
		ATTACHMENTS FOR FIELD CONVERSION Continued...	
	LPPK150	POWERTach Rubber Squeegee <i>Available through Order Zone</i>	In Catalog
	LPPK160	POWERTach Skid Shoes <i>Available through Order Zone</i>	In Catalog
		Cabs/Roofs/Windshields:	
	BM23742	OPS Full No-Scratch Windshield <i>Not compatible with Deluxe Cab Frame. Compatible with poly cab.</i>	531.79
	BM23741	OPS Full Poly Windshield <i>Not compatible with Deluxe Cab Frame. Compatible with poly cab.</i>	423.71
	BM23743	OPS Glass Windshield with Wiper <i>Not compatible with Deluxe Cab Frame. Compatible with poly cab.</i>	874.19
	BM23740	OPS Half Poly Windshield <i>Not compatible with Deluxe Cab Frame.</i>	339.19
	BM24116	OPS Poly Roof - S4 (Black)	598.13
	BM24561	OPS Rear Panel <i>Part of the Poly cab, or can be mounted on the OPS alone. Requires full windshield, poly cab doors, and poly roof to complete poly cab.</i>	502.90
	LP10314	OPS Side Mirror - Left <i>Available through Order Zone.</i>	In Catalog
	LP10315	OPS Side Mirror - Right <i>Available through Order Zone.</i>	In Catalog
		Cargo Box Options / Storage:	
	BM23849	5 Gallon Pail Holder	38.51
	BM22772	Cargo Box Bed Mat	119.84
	BM22769	Cargo Box Divider	191.53
	BM22811	Cargo Box FenderGuard <i>Requires Rear Bumper</i>	191.53
	BM23694	Cargo Box Power Lift Kit	858.14
	BM22774	Cargo Box Side Extension Kit	511.46
	LP19880	Deluxe Cargo Box Cover - Black <i>Available through Order Zone</i>	In Catalog
	BM22980	Front Hood Rack <i>Requires Front Brush Guard.</i>	241.81
	LP30320	Fuel Pack <i>Available through Order Zone</i>	In Catalog
	LP19878	Gator Gear Organizer - Black <i>Available through Order Zone</i>	In Catalog

JOHN DEERE COMMERCIAL PRODUCTS
HEAVY-DUTY CROSSOVER UTILITY VEHICLES AND EQUIPMENT

XUV 825i S4 Camo Utility and Protection PR

Continued

CODE	ATTACHMENT IDENTIFIER	DESCRIPTION	SUGGESTED LIST PRICE USD (\$)
		ATTACHMENTS FOR FIELD CONVERSION Continued...	
	LP19886	Gator Tool Box <i>Contact Dealer for pricing.</i>	In Catalog
	LP93117	OPS Overhead Organizer - Black <i>Available through Order Zone</i>	In Catalog
	LP93113	OPS Overhead Organizer - Camo <i>Available through Order Zone</i>	In Catalog
	LP46485	Ratcheting Rhino Grip <i>Available through Order Zone.</i>	In Catalog
	LP25929	Rhino Grip XL - Double <i>Available through Order Zone.</i>	In Catalog
	LP25928	Rhino Grip XL - Single <i>Available through Order Zone.</i>	In Catalog
	LP19882	Saw Press Bracket <i>Available through Order Zone</i>	In Catalog
	BM22775	Side Tool Rack	304.96
	LP93207	Soft Rear Screen and Organizer - Black <i>Available through Order Zone</i>	In Catalog
		Carts / Hitches:	
	LPPCT10LXATV	10AT Cart <i>Available through Order Zone</i>	In Catalog
	LPPCT17ATJD	17AT Cart <i>Available through Order Zone.</i>	In Catalog
	LPUT21JD	21 Steel Utility Cart <i>Available through Order Zone</i>	In Catalog
	PM05101	Ball Mount - 1.875 in. (48mm)	See Parts
	PM05201	Ball Mount - 2 in. (51mm)	See Parts
	BM22290	Drawbar - 2 in. (51mm)	38.51
		Custom & High Performance:	
	BM22916	High Performance Slip-On Exhaust	680.51
	BM22703	Seat-Belt Comfort Strap (2) <i>Also compatible with Deluxe Cab.</i>	77.04
	BM24455	Stereo Mounting Kit <i>Includes mounting kit only; must choose one of the following three head units to have complete stereo:</i> <i>Radio, Heavy Duty AM / FM / WB / AUX (SWJHD1120)</i> <i>Radio, Heavy Duty AM / FM / WB / SAT / I-POD (SWJHD1620)</i> <i>Radio, AM / FM / WB / CD / AUX / SAT Ready (SWJHD3620)</i> <i>Must order head unit through Parts. Stereo Mounting Kit not compatible with Deluxe Cab.</i>	660.19

JOHN DEERE COMMERCIAL PRODUCTS
HEAVY-DUTY CROSSOVER UTILITY VEHICLES AND EQUIPMENT

XUV 825i S4 Camo Utility and Protection PR

Continued

CODE	ATTACHMENT IDENTIFIER	DESCRIPTION	SUGGESTED LIST PRICE USD (\$)
ATTACHMENTS FOR FIELD CONVERSION Continued...			
		Hunting / Camo:	
	LP19884	Cargo Box Gun Mount - Black <i>Available through Order Zone</i>	In Catalog
	LP19879	Deluxe Cargo Box Cover- Camo <i>Available through Order Zone</i>	In Catalog
	LP19877	Gator Gear Organizer (Camo) <i>Available through Order Zone</i>	In Catalog
	LP10319	Gun Mount Kit - Overhead <i>Includes 2 Gun Boot VI. Available through Order Zone</i>	In Catalog
		Lights / Signals:	
	BM24726	Backup Alarm	74.56
	BM24013	Beacon Light <i>Requires OPS Poly Roof and OPS Switch Bank.</i>	219.36
	BM24587	Deluxe Signal Light Kit <i>Includes Turn Signals (Front & Rear) and 4-Way Flashers. Compatible with the 825i and 825i S4 vehicles equipped with the 3000 cargo box option code or 625i, 855D and 855D S4 vehicles equipped with the 3002 Cargo Box option code which already includes the brake & tail lights.</i>	171.20
	BM23442	Hella HID Sport Driving Lights <i>Requires OPS Switch Bank for OPS or poly roof mounting, or Front Brushguard for bumper mounting.</i>	935.19
	BM24108	Hella Performance Spot Lights <i>Requires OPS Switch Bank for OPS or poly roof mounting, or Front Brushguard for bumper mounting.</i>	343.47
	BM23370	Horn Kit	97.37
	BM24090	Long Range Light Kit <i>Can also mount behind front bumper cover directly to frame. Requires OPS Switch Bank for OPS or poly roof mounting, or Front Brushguard for brushguard mounting.</i>	191.53
	BM24016	Mid-Range Light Kit <i>Requires OPS Switch Bank for OPS or poly roof mounting. Can be installed on the front or rear of OPS or roof.</i>	123.06
	BM24273	Mid-Range Light Kit (rear S4 Only) <i>Requires OPS Switch Bank. Compatible with OPS Poly Roofs, or on the OPS alone.</i>	123.06
	BM24089	OPS Switch Bank <i>Accommodates up to three separate OPS accessory kits.</i>	67.41
		Protection:	
	BM24282	Floormat <i>Also front floormat on S4</i>	78.11
	BM24283	Floormat (S4 rear)	78.11
	BM24463	Front CV Guards	114.49

JOHN DEERE COMMERCIAL PRODUCTS
HEAVY-DUTY CROSSOVER UTILITY VEHICLES AND EQUIPMENT

XUV 825i S4 Camo Utility and Protection PR

Continued

CODE	ATTACHMENT IDENTIFIER	DESCRIPTION	SUGGESTED LIST PRICE USD (\$)
		ATTACHMENTS FOR FIELD CONVERSION Continued...	
	BM22987	Heavy Duty Fender Guard <i>Compatible with Standard Front Bumper.</i>	215.07
	BM22841	Heavy Duty Front Brush Guard	249.31
	BM22767	Heavy Duty Rear Bumper	236.47
	BM22962	Rear CV Guards	114.49
	BM22773	Tail Light Protectors	89.89
		Seats / Wheels / Tires:	
	LP40587	Camoplast Tracks (825i) <i>Available through Order Zone</i>	In Catalog
		Sprayers / Pressure Washers:	
	LP33597	25 Gallon Bed Sprayer <i>Available through Order Zone</i>	In Catalog
	LP19490	25 Gallon Portable Sprayer <i>Available through Order Zone</i>	In Catalog
	LP20852	45 Gallon Bed Sprayer <i>Available through Order Zone</i>	In Catalog
	LP22908	45 Gallon High Performance Sprayer <i>Available through Order Zone</i>	In Catalog
	LP20485	45 Gallon Tow-Behind Sprayer <i>Available through Order Zone</i>	In Catalog
	LP20853	90 Gallon Bed Sprayer <i>Available through Order Zone</i>	In Catalog
	LP22909	90 Gallon High Performance Bed Sprayer <i>Available through Order Zone</i>	In Catalog
	LPGP2700GH	GatorPal High Pressure Washer (2700 psi, Honda engine) <i>Contact Dealer for pricing.</i>	In Catalog
	LPGP2700GS	GatorPal High Pressure Washer (2700 psi, Subaru engine) <i>Contact Dealer for pricing.</i>	In Catalog
	LPGP3000GH	GatorPal High Pressure Washer (3000 psi, Honda engine) <i>Contact Dealer for pricing.</i>	In Catalog
	LPGP3000GS	GatorPal High Pressure Washer (3000 psi, Subaru engine) <i>Contact Dealer for pricing.</i>	In Catalog
	LP22885	HP 150 in. Precision Boom <i>Compatible with all High Performance Sprayers</i> <i>Available through Order Zone</i>	In Catalog
	LP39963	HP 45 Gallon Sprayer - Tow Behind <i>Available through Order Zone</i>	In Catalog

JOHN DEERE COMMERCIAL PRODUCTS
HEAVY-DUTY CROSSOVER UTILITY VEHICLES AND EQUIPMENT

XUV 825i S4 Camo Utility and Protection PR
Continued

CODE	ATTACHMENT IDENTIFIER	DESCRIPTION	SUGGESTED LIST PRICE USD (\$)
		ATTACHMENTS FOR FIELD CONVERSION Continued...	
	LP22884	HP Boomless Nozzles <i>Compatible with all High Performance Sprayers Available through Order Zone</i>	In Catalog
	LP22911	HP Standard Gator Boom <i>Compatible with all High Performance Sprayers Available through Order Zone</i>	In Catalog
	BM24443	Winch: Warn® Winch (3000 lb) <i>Requires RE266640 positive cable and AN305976 ground cable to reach contactor. Requires 2-Inch Receiver Multi-Mount Kit for Front or Rear Receiver Mount.</i>	770.40
	BM23105	Winch - 2 Inch Receiver Multi-Mount Kit	225.77
	BM21392	Winch Accessories Kit <i>Accessory kit includes 1/2" shackle, 9,000 lbs. maximum capacity snatch block, (2) 1"x8' tree trunk protectors, and (1) pair of WARN winching gloves.</i>	129.47
		SERVICE CONTRACTS - RESIDENTIAL OWNERS/USE	
		<i>Visit http://www.JohnDeere.com/ServicePlans for more information on John Deere Service Contracts. May not be Available in Parts of the U.S., Not Available in Canada. Price may vary due to driving distance and/or time from machine to dealership location.</i>	
		John Deere Extended Service Plan - 2-Year Option <i>Available for T-Series, HPX and XUV utility vehicles only.) 2-year extended service plan. (1 year of extended service protection); 2-years of warranty transportation.</i>	399.99
		John Deere Extended Service Plan - 3-Year Option <i>3-year extended service plan. (2 years of extended service protection); 3-years of warranty transportation.</i>	569.99

JOHN DEERE COMMERCIAL PRODUCTS

HEAVY-DUTY CROSSOVER UTILITY VEHICLES AND EQUIPMENT

XUV 825i S4 Camo

Equipment for Base Machine

ENGINE:
50 Engine HP*(812cc),
Electronic Fuel Injection
(EFI)
Three Cylinder, Liquid-cooled,
Dual Overhead Cams,
4-Cycle Gasoline
Full Pressure Lubrication
System
Replaceable Single Dry-Type
Element Air Cleaner with
Remote Intake
7.0 Gallon (26.49L) Fuel
Capacity
Solid-state Ignition (12V)
Spark-arresting Muffler
ELECTRICAL:
Electric Start
75 Amp Alternator
340 CCA Battery
Two 37.5 Watt Halogen
Headlights
Brake and Tail Lights
TRANSAXLE/TRANSMISSION:
Continuously Variable
Transmission
Full Clutch Enclosure
Two-speed Transaxle
Operator Selectable 4WD
44 mph (70 kph) Maximum
Forward Speed
On-demand True Four-Wheel
Drive System
Auto Locking Front Differential
Traction Assist
Front and Rear Hydraulic Disk
Brakes
Hand-operated Sealed Wet Disk
Park brake
1.3 In. (27mm) Forged Rear
Axles
STEERING/SUSPENSION:
Power Steering
Rack and Pinion Steering

Independent Front Suspension
(IRS) with 8 inches (203mm)
of travel
Independent Rear Suspension
(IRS) with 9 inches (228.6mm)
of travel
Integrated 2" Rear Receiver
12.4 ft. Turning Radius
Ground Clearance: 11 In.
(267 mm)
Ground Clearance
(Under Foot Platform):
12.25 In (311 mm)
FRAME/STYLED PARTS:
Hydroform Technology Frame
PC/ASA (JDLOY) Hood and
Fenders
OCCUPANT PROTECTION SYSTEM(OPS):
1.75 In. (44.4 mm) Steel Tubular
Overhead Structure
Multiple Passenger Handholds
3-pt. Seat Belts
SAE J2194 & OSHA ROPS Certified
OPERATOR STATION:
Front and rear bench seats
7 In. (178 mm) Slide Rail
Hip Restraint Bars for Driver
and Passenger
Passenger Grab Handles
Glove Box
Storage Compartment Under Hood
Two Cup Holders
Instrument gauge with 4
wheel-drive indicator, RPM,
MPH/KPH, time of day, fuel
level, total miles and hour
meters
12v DC Outlet
FRONTAL PROTECTION:
Heavy-Duty Front Bumper
Integrated 2 Inch Front Receiver
Hitch
REAR PROTECTION:
Skid Plate and Close Out Panel

DIMENSIONS(WITH OPS):
154 In. Long (3924.3mm) x 62 In.
Wide (1574.8mm) x 75 Inches High
(1905mm)
PAYLOAD CAPACITY:
1,400 Lb (635 kg) Total Payload
Capacity which Includes:
200 Lb (91 kg) Driver,
200 Lb (91 kg) Passenger, and
1000 Lb (454 kg) in Cargo Box
Towing Capacity:
1,500 Lb (680kg)
CARGO BOX:
45 In. Long x 52 In. Wide x
12 In. Deep
(1,143mm x 1321mm x 305mm)
16.4cu. ft (.46 cu.m) Capacity
1000 Lbs (454 kg) Box Capacity
Tilting Box
Hinged (Bottom) Tailgate
Load Guard
TIRES:
Front: 26x9-12 Ancla XT
(Extreme Terrain Tires)
Rear: 26x11-12 Ancla XT
(Extreme Terrain Tires)
SAFETY VIDEO TAPE:
Safety and Operational DVD
Operators Manual
*Engine HP is Provided by the
Engine Manufacturer to be Used
for Comparison Purposes Only,
Actual Operating HP will be
Less.

CODE	ATTACHMENT IDENTIFIER	DESCRIPTION	SUGGESTED LIST PRICE USD (\$)
------	-----------------------	-------------	-------------------------------

Select One Code From Each Required Category

BASE MACHINE

F.O.B. Janesville, Wisconsin

5881M	XUV 825i S4 Camo <i>Base Machine Suggested List Price Does Not Include \$500 USD Destination Charge.</i>	14,749.00
-------	---	-----------

DESTINATION

0202	US/Canada	In Base Price
0195	Mexico	Same Price
0250	All Other Countries	Same Price

JOHN DEERE COMMERCIAL PRODUCTS
HEAVY-DUTY CROSSOVER UTILITY VEHICLES AND EQUIPMENT

XUV 825i S4 Camo

Continued

CODE	ATTACHMENT IDENTIFIER	DESCRIPTION	SUGGESTED LIST PRICE USD (\$)
DESTINATION Continued...			
WHEELS WITH TIRES (FOUR)			
1001		Black Steel Wheels Ancla M-T Extreme Terrain Tire	In Base Price
DRIVER SEAT			
2001		Bench Seat - Black	Same Price
DELUXE CARGO BOX			
3000		Deluxe Cargo Box with Paint, Brake, Tail & Reverse Lights	In Base Price
OVERHEAD PROTECTION STRUCTURES (OPS)			
4000		OPS	In Base Price
POWER AND FRONT PROTECTION PACKAGE			
5010		Manual Lift <i>Must order 5010 option code when ordering 6000 option code.</i>	In Base Price
REAR PROTECTION PACKAGE			
5110		Less Rear Protection Package	In Base Price
FRONT BRUSH GUARD			
6010		Less Front Brush Guard <i>Must order 6010 option code when ordering 5000 option code.</i>	In Base Price
MUFFLER			
6100		Standard Muffler	In Base Price
HOOD RACK			
6310		Less Front Hood Rack XUV <i>Must order 6310 option code when ordering 4002 option code.</i>	In Base Price
Attachments-Order as Desired			
9435		Spanish North American Kit: Spanish North American Operator's Manual and Decal Kit	No Charge
ATTACHMENTS FOR FIELD CONVERSION			
LP25355		Blades: Heavy Duty POWERtach Blade - 72" <i>Available through Order Zone</i>	In Catalog
LPPK140		POWERtach Deflector Shield <i>Available through Order Zone</i>	In Catalog

JOHN DEERE COMMERCIAL PRODUCTS
HEAVY-DUTY CROSSOVER UTILITY VEHICLES AND EQUIPMENT

XUV 825i S4 Camo

Continued

CODE	ATTACHMENT IDENTIFIER	DESCRIPTION	SUGGESTED LIST PRICE USD (\$)
		ATTACHMENTS FOR FIELD CONVERSION Continued...	
	LPPK120	POWERTach Markers <i>Available through Order Zone</i>	In Catalog
	LPPWBK72	POWERTach Poly Wear Bar <i>Available through Order Zone</i>	In Catalog
	LPPK150	POWERTach Rubber Squeegee <i>Available through Order Zone</i>	In Catalog
	LPPK160	POWERTach Skid Shoes <i>Available through Order Zone</i>	In Catalog
		Cabs/Roofs/Windshields:	
	BM23742	OPS Full No-Scratch Windshield <i>Not compatible with Deluxe Cab Frame. Compatible with poly cab.</i>	531.79
	BM23741	OPS Full Poly Windshield <i>Not compatible with Deluxe Cab Frame. Compatible with poly cab.</i>	423.71
	BM23743	OPS Glass Windshield with Wiper <i>Not compatible with Deluxe Cab Frame. Compatible with poly cab.</i>	874.19
	BM23740	OPS Half Poly Windshield <i>Not compatible with Deluxe Cab Frame.</i>	339.19
	BM24116	OPS Poly Roof - S4 (Black)	598.13
	BM24561	OPS Rear Panel <i>Part of the Poly cab, or can be mounted on the OPS alone. Requires full windshield, poly cab doors, and poly roof to complete poly cab.</i>	502.90
	LP10314	OPS Side Mirror - Left <i>Available through Order Zone.</i>	In Catalog
	LP10315	OPS Side Mirror - Right <i>Available through Order Zone.</i>	In Catalog
		Cargo Box Options / Storage:	
	BM23849	5 Gallon Pail Holder	38.51
	BM22772	Cargo Box Bed Mat	119.84
	BM22769	Cargo Box Divider	191.53
	BM22811	Cargo Box FenderGuard <i>Requires Rear Bumper</i>	191.53
	BM23694	Cargo Box Power Lift Kit	858.14
	BM22774	Cargo Box Side Extension Kit	511.46
	LP19880	Deluxe Cargo Box Cover - Black <i>Available through Order Zone</i>	In Catalog
	BM22980	Front Hood Rack <i>Requires Front Brush Guard.</i>	241.81

JOHN DEERE COMMERCIAL PRODUCTS
HEAVY-DUTY CROSSOVER UTILITY VEHICLES AND EQUIPMENT

XUV 825i S4 Camo

Continued

CODE	ATTACHMENT IDENTIFIER	DESCRIPTION	SUGGESTED LIST PRICE USD (\$)
		ATTACHMENTS FOR FIELD CONVERSION Continued...	
	LP30320	Fuel Pack <i>Available through Order Zone</i>	In Catalog
	LP19878	Gator Gear Organizer - Black <i>Available through Order Zone</i>	In Catalog
	LP19886	Gator Tool Box <i>Contact Dealer for pricing.</i>	In Catalog
	LP93117	OPS Overhead Organizer - Black <i>Available through Order Zone</i>	In Catalog
	LP93113	OPS Overhead Organizer - Camo <i>Available through Order Zone</i>	In Catalog
	LP46485	Ratcheting Rhino Grip <i>Available through Order Zone.</i>	In Catalog
	LP25929	Rhino Grip XL - Double <i>Available through Order Zone.</i>	In Catalog
	LP25928	Rhino Grip XL - Single <i>Available through Order Zone.</i>	In Catalog
	LP19882	Saw Press Bracket <i>Available through Order Zone</i>	In Catalog
	BM22775	Side Tool Rack	304.96
	LP93207	Soft Rear Screen and Organizer - Black <i>Available through Order Zone</i>	In Catalog
		Carts / Hitches:	
	LPPCT10LXATV	10AT Cart <i>Available through Order Zone</i>	In Catalog
	LPPCT17ATJD	17AT Cart <i>Available through Order Zone.</i>	In Catalog
	LPUT21JD	21 Steel Utility Cart <i>Available through Order Zone</i>	In Catalog
	PM05101	Ball Mount - 1.875 in. (48mm)	See Parts
	PM05201	Ball Mount - 2 in. (51mm)	See Parts
	BM22290	Drawbar - 2 in. (51mm)	38.51
		Custom & High Performance:	
	BM22916	High Performance Slip-On Exhaust	680.51
	BM22703	Seat-Belt Comfort Strap (2) <i>Also compatible with Deluxe Cab.</i>	77.04

JOHN DEERE COMMERCIAL PRODUCTS
HEAVY-DUTY CROSSOVER UTILITY VEHICLES AND EQUIPMENT

XUV 825i S4 Camo

Continued

CODE	ATTACHMENT IDENTIFIER	DESCRIPTION	SUGGESTED LIST PRICE USD (\$)
		ATTACHMENTS FOR FIELD CONVERSION Continued...	
	BM24455	Stereo Mounting Kit <i>Includes mounting kit only; must choose one of the following three head units to have complete stereo:</i> <i>Radio, Heavy Duty AM / FM / WB / AUX (SWJHD1120)</i> <i>Radio, Heavy Duty AM / FM / WB / SAT / I-POD (SWJHD1620)</i> <i>Radio, AM / FM / WB / CD / AUX / SAT Ready (SWJHD3620)</i> <i>Must order head unit through Parts. Stereo Mounting Kit not compatible with Deluxe Cab.</i>	660.19
	LP19884	Hunting / Camo: Cargo Box Gun Mount - Black <i>Available through Order Zone</i>	In Catalog
	LP19879	Deluxe Cargo Box Cover- Camo <i>Available through Order Zone</i>	In Catalog
	LP19877	Gator Gear Organizer (Camo) <i>Available through Order Zone</i>	In Catalog
	LP10319	Gun Mount Kit - Overhead <i>Includes 2 Gun Boot VI.</i> <i>Available through Order Zone</i>	In Catalog
		Lights / Signals:	
	BM24726	Backup Alarm	74.56
	BM24013	Beacon Light <i>Requires OPS Poly Roof and OPS Switch Bank.</i>	219.36
	BM24587	Deluxe Signal Light Kit <i>Includes Turn Signals (Front & Rear) and 4-Way Flashers. Compatible with the 825i and 825i S4 vehicles equipped with the 3000 cargo box option code or 625i, 855D and 855D S4 vehicles equipped with the 3002 Cargo Box option code which already includes the brake & tail lights.</i>	171.20
	BM23442	Hella HID Sport Driving Lights <i>Requires OPS Switch Bank for OPS or poly roof mounting, or Front Brushguard for bumper mounting.</i>	935.19
	BM24108	Hella Performance Spot Lights <i>Requires OPS Switch Bank for OPS or poly roof mounting, or Front Brushguard for bumper mounting.</i>	343.47
	BM23370	Horn Kit	97.37
	BM24090	Long Range Light Kit <i>Can also mount behind front bumper cover directly to frame.</i> <i>Requires OPS Switch Bank for OPS or poly roof mounting, or Front Brushguard for brushguard mounting.</i>	191.53
	BM24016	Mid-Range Light Kit <i>Requires OPS Switch Bank for OPS or poly roof mounting. Can be installed on the front or rear of OPS or roof.</i>	123.06
	BM24273	Mid-Range Light Kit (rear S4 Only) <i>Requires OPS Switch Bank. Compatible with OPS Poly Roofs, or on the OPS alone.</i>	123.06
	BM24089	OPS Switch Bank <i>Accommodates up to three separate OPS accessory kits.</i>	67.41

Protection:

JOHN DEERE COMMERCIAL PRODUCTS
HEAVY-DUTY CROSSOVER UTILITY VEHICLES AND EQUIPMENT

XUV 825i S4 Camo

Continued

CODE	ATTACHMENT IDENTIFIER	DESCRIPTION	SUGGESTED LIST PRICE USD (\$)
		ATTACHMENTS FOR FIELD CONVERSION Continued...	
	BM24282	Floormat <i>Also front floormat on S4</i>	78.11
	BM24283	Floormat (S4 rear)	78.11
	BM24463	Front CV Guards	114.49
	BM22987	Heavy Duty Fender Guard <i>Compatible with Standard Front Bumper.</i>	215.07
	BM22841	Heavy Duty Front Brush Guard	249.31
	BM22767	Heavy Duty Rear Bumper	236.47
	BM22962	Rear CV Guards	114.49
	BM22773	Tail Light Protectors	89.89
		Seats / Wheels / Tires:	
	LP40587	Camoplast Tracks (825i) <i>Available through Order Zone</i>	In Catalog
		Sprayers / Pressure Washers:	
	LP33597	25 Gallon Bed Sprayer <i>Available through Order Zone</i>	In Catalog
	LP19490	25 Gallon Portable Sprayer <i>Available through Order Zone</i>	In Catalog
	LP20852	45 Gallon Bed Sprayer <i>Available through Order Zone</i>	In Catalog
	LP22908	45 Gallon High Performance Sprayer <i>Available through Order Zone</i>	In Catalog
	LP20485	45 Gallon Tow-Behind Sprayer <i>Available through Order Zone</i>	In Catalog
	LP20853	90 Gallon Bed Sprayer <i>Available through Order Zone</i>	In Catalog
	LP22909	90 Gallon High Performance Bed Sprayer <i>Available through Order Zone</i>	In Catalog
	LPGP2700GH	GatorPal High Pressure Washer (2700 psi, Honda engine) <i>Contact Dealer for pricing.</i>	In Catalog
	LPGP2700GS	GatorPal High Pressure Washer (2700 psi, Subaru engine) <i>Contact Dealer for pricing.</i>	In Catalog
	LPGP3000GH	GatorPal High Pressure Washer (3000 psi, Honda engine) <i>Contact Dealer for pricing.</i>	In Catalog
	LPGP3000GS	GatorPal High Pressure Washer (3000 psi, Subaru engine) <i>Contact Dealer for pricing.</i>	In Catalog

JOHN DEERE COMMERCIAL PRODUCTS
HEAVY-DUTY CROSSOVER UTILITY VEHICLES AND EQUIPMENT

XUV 825i S4 Camo
Continued

CODE	ATTACHMENT IDENTIFIER	DESCRIPTION	SUGGESTED LIST PRICE USD (\$)
		ATTACHMENTS FOR FIELD CONVERSION Continued...	
	LP22885	HP 150 in. Precision Boom <i>Compatible with all High Performance Sprayers Available through Order Zone</i>	In Catalog
	LP39963	HP 45 Gallon Sprayer - Tow Behind <i>Available through Order Zone</i>	In Catalog
	LP22884	HP Boomless Nozzles <i>Compatible with all High Performance Sprayers Available through Order Zone</i>	In Catalog
	LP22911	HP Standard Gator Boom <i>Compatible with all High Performance Sprayers Available through Order Zone</i>	In Catalog
	BM24443	Winch: Warn® Winch (3000 lb) <i>Requires RE266640 positive cable and AN305976 ground cable to reach contactor. Requires 2-Inch Receiver Multi-Mount Kit for Front or Rear Receiver Mount.</i>	770.40
	BM23105	Winch - 2 Inch Receiver Multi-Mount Kit	225.77
	BM21392	Winch Accessories Kit <i>Accessory kit includes 1/2" shackle, 9,000 lbs. maximum capacity snatch block, (2) 1"x8' tree trunk protectors, and (1) pair of WARN winching gloves.</i>	129.47

SERVICE CONTRACTS - RESIDENTIAL OWNERS/USE

Visit <http://www.JohnDeere.com/ServicePlans> for more information on John Deere Service Contracts. May not be Available in Parts of the U.S., Not Available in Canada. Price may vary due to driving distance and/or time from machine to dealership location.

John Deere Extended Service Plan - 2-Year Option <i>Available for T-Series, HPX and XUV utility vehicles only.) 2-year extended service plan. (1 year of extended service protection); 2-years of warranty transportation.</i>	399.99
---	--------

John Deere Extended Service Plan - 3-Year Option <i>3-year extended service plan. (2 years of extended service protection); 3-years of warranty transportation.</i>	569.99
--	--------

JOHN DEERE COMMERCIAL PRODUCTS

HEAVY-DUTY CROSSOVER UTILITY VEHICLES AND EQUIPMENT

XUV 855D Green & Yellow

Equipment for Base Machine

ENGINE:
 22.8 Engine HP*(854cc),
 Three Cylinder, Liquid-cooled,
 Overhead Valves
 4-Cycle Diesel
 Full Pressure Lubrication
 System
 Replaceable Single Dry-Type
 Element Air Cleaner with
 Remote Intake
 7.0 Gallon (26.49L) Fuel
 Capacity
 Solid-state Ignition (12V)
 Spark-arresting Muffler
 ELECTRICAL:
 Electric Start
 55 Amp 3-Phase Alternator
 480 CCA Battery
 Two 37.5 Watt Halogen
 Headlights
 TRANSAXLE/TRANSMISSION:
 Continuously Variable
 Transmission
 Full Clutch Enclosure
 Two-speed Transaxle
 Operator Selectable 4WD
 32 mph (51 kph) Maximum
 Forward Speed
 On-demand True Four-Wheel
 Drive System
 Auto Locking Front Differential
 Traction Assist
 Front and Rear Hydraulic Disk
 Brakes
 Hand-operated Sealed Wet Disk
 Park brake
 1.3 In. (27mm) Forged Rear
 Axles
 STEERING/SUSPENSION:
 Rack and Pinion Steering
 Independent Front Suspension
 (IRS) with 8 inches (203mm)
 of travel

Independent Rear Suspension
 (IRS) with 9 inches (228.6mm)
 of travel
 Integrated 2" Rear Receiver
 12.4 ft. Turning Radius
 Ground Clearance: 11 In.
 (267 mm)
 Ground Clearance
 (Under Foot Platform):
 12.25 In (311 mm)
 FRAME/STYLED PARTS:
 Hydroform Technology Frame
 PC/ASA (JDLOY) Hood and
 Fenders
 OCCUPANT PROTECTION SYSTEM(OPS):
 1.75 In. (44.4 mm) Steel Tubular
 Overhead Structure
 Multiple Passenger Handholds
 3-pt. Seat Belts
 SAE J2194 & OSHA ROPS Certified
 OPERATOR STATION:
 High-back Bucket Seats
 7 In. (178 mm) Slide Rail
 Adjustment on Driver's Seat
 Hip Restraint Bars for Driver
 and Passenger
 Passenger Grab Handles
 Glove Box
 Storage Compartment Under Hood
 Two Cup Holders
 Instrument gauge with 4
 wheel-drive indicator, RPM,
 MPH/KPH, time of day, fuel
 level, total miles and hour
 meters
 12v DC Outlet
 FRONTAL PROTECTION:
 Heavy-Duty Front Bumper
 Integrated 2 Inch Front Receiver
 Hitch
 REAR PROTECTION:
 Engine carrier close ut panel
 DIMENSIONS(WITH OPS):

116 In. Long x 62 In.
 Wide x 75 Inches High
 PAYLOAD CAPACITY:
 1,400 Lb (635 kg) Total Payload
 Capacity which Includes:
 200 Lb (91 kg) Driver,
 200 Lb (91 kg) Passenger, and
 1000 Lb (454 kg) in Cargo Box
 Towing Capacity:
 1,500 Lb (680kg)
 CARGO BOX:
 45 In. Long x 52 In. Wide x
 12 In. Deep
 (1,143mm x 1321mm x 305mm)
 16.4cu. ft (.46 cu.m) Capacity
 1000 Lbs (454 kg) Box Capacity
 Tilting Box
 Hinged (Bottom) Tailgate
 Load Guard
 TIRES:
 Front: 26x9-12 Ancla XT
 (Extreme Terrain Tires)
 Rear: 26x11-12 Ancla XT
 (Extreme Terrain Tires)
 SAFETY VIDEO TAPE:
 Safety and Operational DVD
 Operators Manual
 *Engine HP is Provided by the
 Engine Manufacturer to be Used
 for Comparison Purposes Only,
 Actual Operating HP will be
 Less.

CODE	ATTACHMENT IDENTIFIER	DESCRIPTION	SUGGESTED LIST PRICE USD (\$)
------	--------------------------	-------------	-------------------------------------

Select One Code From Each Required Category

BASE MACHINE

F.O.B. Janesville, Wisconsin

398FM	XUV 855D Green & Yellow <i>Base Machine Suggested List Price Does Not Include \$400 USD Destination Charge.</i>	12,599.00
-------	--	-----------

DESTINATION

0202	US/Canada	In Base Price
0230	Australia/New Zealand	Same Price
0195	Mexico	Same Price

JOHN DEERE COMMERCIAL PRODUCTS
HEAVY-DUTY CROSSOVER UTILITY VEHICLES AND EQUIPMENT

XUV 855D Green & Yellow

Continued

CODE	ATTACHMENT IDENTIFIER	DESCRIPTION	SUGGESTED LIST PRICE USD (\$)
DESTINATION Continued...			
0250		All Other Countries	Same Price
0179		Europe	312.00
WHEELS WITH TIRES (FOUR)			
1000		Yellow Steel Wheels Terra Hawk All Terrain Tires	Same Price
1001		Yellow Steel Wheels Ancla M-T Extreme Terrain Tire	In Base Price
1002		Yellow Alloy Wheels Maxxis Bighorn Radial Tires	823.00
DRIVER SEAT			
2000		21 In. Standard XUV HB Seat - Yellow	In Base Price
2001		Bench Seat - Yellow	Same Price
2002		High Performance Sport Seat - Black	296.00
DELUXE CARGO BOX			
3000		Deluxe Cargo Box - with Paint	In Base Price
3001		Deluxe Cargo Box - with Polyurea	264.00
3002		Deluxe Cargo Box with Polyurea Liner, Brake, Tail, Reverse Lights & Light Protector	496.00
OVERHEAD PROTECTION STRUCTURES (OPS)			
4000		OPS	In Base Price
4002		Deluxe Cab Frame/Including Windshield, Wiper, Electrical Kit and Rear Window	2,368.00
4008		OPS with Black Poly Roof	416.00
POWER AND FRONT PROTECTION PACKAGE			
5000		Power and Front Protection Package Package Consists of: Power Lift, Heavy Duty Front Brushguard, Heavy Duty Front Fender Guard, Floor Mats <i>Package Priced at 10% discount.</i>	1,261.00
5010		Manual Lift <i>Must order 5010 option code when ordering 6000 option code.</i>	In Base Price
REAR PROTECTION PACKAGE			
5100		Rear Protection Package Package Consists of: Rear Bumper, Bed Mat, Cargo Box Heavy Duty Fender Guards <i>Package Priced at 10% discount.</i>	494.00
5110		Less Rear Protection Package	In Base Price
FRONT BRUSH GUARD			
6000		Heavy Duty Front Brushguard	233.00

JOHN DEERE COMMERCIAL PRODUCTS
HEAVY-DUTY CROSSOVER UTILITY VEHICLES AND EQUIPMENT

XUV 855D Green & Yellow

Continued

CODE	ATTACHMENT IDENTIFIER	DESCRIPTION	SUGGESTED LIST PRICE USD (\$)
6010		FRONT BRUSH GUARD Continued... Less Front Brush Guard <i>Must order 6010 option code when ordering 5000 option code.</i>	In Base Price
<hr/>			
HOOD RACK			
6300		Front Hood Rack XUV <i>Must order 5000 or 6000 option code when ordering 6300 option code.</i>	226.00
6310		Less Front Hood Rack XUV <i>Must order 6310 option code when ordering 4002 option code.</i>	In Base Price
<hr/>			
Attachments-Order as Desired			
9435		Spanish North American Kit: Spanish North American Operator's Manual and Decal Kit	No Charge
 ATTACHMENTS FOR FIELD CONVERSION			
Blades:			
LP25355		Heavy Duty POWERtach Blade - 72" <i>Available through Order Zone</i>	In Catalog
LPPK140		POWERtach Deflector Shield <i>Available through Order Zone</i>	In Catalog
LPPK120		POWERtach Markers <i>Available through Order Zone</i>	In Catalog
LPPWBK72		POWERtach Poly Wear Bar <i>Available through Order Zone</i>	In Catalog
LPPK150		POWERtach Rubber Squeegee <i>Available through Order Zone</i>	In Catalog
LPPK160		POWERtach Skid Shoes <i>Available through Order Zone</i>	In Catalog
 Cabs/Roofs/Windshields:			
BM23638		Air Cleaner Relocation Kit (Diesel) <i>Quiet Cab Kit for Deluxe Cab. Requires Noise Reduction Kit. Can also be used with Poly Cab for noise reduction.</i>	61.37
BM23608		Cab Heater <i>Requires Cab Heater Fitting Kit.</i>	1,130.99
VGB10548		Cab Heater Fitting Kit	23.54
BM23498		Deluxe Cab Frame <i>Requires Seat Belt Kit, Glass Door Kit, Glass Windshield with Wiper, and Rear Window Kit to complete full Deluxe Cab.</i>	1,443.43
VGB10505		Electrical Kit <i>Required for field installed Deluxe cabs.</i>	94.16
BM24560		Glass Door Kit - Deluxe Cab	2,427.83

JOHN DEERE COMMERCIAL PRODUCTS
HEAVY-DUTY CROSSOVER UTILITY VEHICLES AND EQUIPMENT

XUV 855D Green & Yellow

Continued

CODE	ATTACHMENT IDENTIFIER	DESCRIPTION	SUGGESTED LIST PRICE USD (\$)
		ATTACHMENTS FOR FIELD CONVERSION Continued...	
	BM23507	Glass Windshield with Wiper - Deluxe Cab	874.19
	BM21656	Interior Light Kit - Deluxe Cab <i>Requires Electrical Kit.</i>	58.86
	BM23750	Noise Reduction Kit (Gas & Diesel) <i>Quiet Cab Kit for Deluxe Cab. Requires Air Cleaner Relocation Kit.</i>	373.43
	BM23742	OPS Full No-Scratch Windshield <i>Not compatible with Deluxe Cab Frame. Compatible with poly cab.</i>	531.79
	BM23741	OPS Full Poly Windshield <i>Not compatible with Deluxe Cab Frame. Compatible with poly cab.</i>	423.71
	BM23743	OPS Glass Windshield with Wiper <i>Not compatible with Deluxe Cab Frame. Compatible with poly cab.</i>	874.19
	BM23740	OPS Half Poly Windshield <i>Not compatible with Deluxe Cab Frame.</i>	339.19
	BM24115	OPS Poly Roof - Black	445.11
	BM24561	OPS Rear Panel <i>Part of the Poly cab, or can be mounted on the OPS alone. Requires full windshield, poly cab doors, and poly roof to complete poly cab.</i>	502.90
	LP10314	OPS Side Mirror - Left <i>Available through Order Zone.</i>	In Catalog
	LP10315	OPS Side Mirror - Right <i>Available through Order Zone.</i>	In Catalog
	LP93127	OPS Soft Roof - Black <i>Available through Order Zone</i>	In Catalog
	BM24117	Poly Cab Doors <i>Includes left and right doors, with side mirrors. Requires full windshield, OPS rear panel, and poly roof to complete poly cab.</i>	2,675.00
	BM23505	Rear Window Kit - Deluxe Cab	225.77
	BM23755	Seat Belt Kit <i>Required with Deluxe Cab Frame</i>	144.46
	BM23508	Side Mirrors - Deluxe Cab	129.47
	BM21646	Visor (1) Kit - Deluxe cab	70.61
	BM23534	Windshield Washer Fluid Kit - Deluxe Cab <i>Requires Electrical Kit.</i>	173.34
		Cargo Box Options / Storage:	
	BM23849	5 Gallon Pail Holder	38.51
	BM22772	Cargo Box Bed Mat	119.84
	BM22769	Cargo Box Divider	191.53

JOHN DEERE COMMERCIAL PRODUCTS
HEAVY-DUTY CROSSOVER UTILITY VEHICLES AND EQUIPMENT

XUV 855D Green & Yellow

Continued

CODE	ATTACHMENT IDENTIFIER	DESCRIPTION	SUGGESTED LIST PRICE USD (\$)
		ATTACHMENTS FOR FIELD CONVERSION Continued...	
	BM22811	Cargo Box FenderGuard <i>Requires Rear Bumper</i>	191.53
	BM23694	Cargo Box Power Lift Kit	858.14
	BM22774	Cargo Box Side Extension Kit	511.46
	LP19880	Deluxe Cargo Box Cover - Black <i>Available through Order Zone</i>	In Catalog
	BM22980	Front Hood Rack <i>Requires Front Brush Guard.</i>	241.81
	LP30320	Fuel Pack <i>Available through Order Zone</i>	In Catalog
	LP19878	Gator Gear Organizer - Black <i>Available through Order Zone</i>	In Catalog
	LP19886	Gator Tool Box <i>Contact Dealer for pricing.</i>	In Catalog
	LP93117	OPS Overhead Organizer - Black <i>Available through Order Zone</i>	In Catalog
	LP46485	Ratcheting Rhino Grip <i>Available through Order Zone.</i>	In Catalog
	LP25929	Rhino Grip XL - Double <i>Available through Order Zone.</i>	In Catalog
	LP25928	Rhino Grip XL - Single <i>Available through Order Zone.</i>	In Catalog
	LP19882	Saw Press Bracket <i>Available through Order Zone</i>	In Catalog
	BM22775	Side Tool Rack	304.96
	LP93207	Soft Rear Screen and Organizer - Black <i>Available through Order Zone</i>	In Catalog
		Carts / Hitches:	
	LPPCT10LXATV	10AT Cart <i>Available through Order Zone</i>	In Catalog
	LPPCT17ATJD	17AT Cart <i>Available through Order Zone.</i>	In Catalog
	LPUT21JD	21 Steel Utility Cart <i>Available through Order Zone</i>	In Catalog
	PM05101	Ball Mount - 1.875 in. (48mm)	See Parts
	PM05201	Ball Mount - 2 in. (51mm)	See Parts
	BM22290	Drawbar - 2 in. (51mm)	38.51

JOHN DEERE COMMERCIAL PRODUCTS
HEAVY-DUTY CROSSOVER UTILITY VEHICLES AND EQUIPMENT

XUV 855D Green & Yellow

Continued

CODE	ATTACHMENT IDENTIFIER	DESCRIPTION	SUGGESTED LIST PRICE USD (\$)
ATTACHMENTS FOR FIELD CONVERSION Continued...			
		Custom & High Performance:	
	BM24021	Fox ® High Performance Racing Shox	1,758.01
	BM22703	Seat-Belt Comfort Strap (2) <i>Also compatible with Deluxe Cab.</i>	77.04
	BM24453	Stereo Mounting Kit <i>Includes mounting kit only; must choose one of the following three head units to have complete stereo:</i> <i>Radio, Heavy Duty AM / FM / WB / AUX (SWJHD1120)</i> <i>Radio, Heavy Duty AM / FM / WB / SAT / I-POD (SWJHD1620)</i> <i>Radio, AM / FM / WB / CD / AUX / SAT Ready (SWJHD3620)</i> <i>Must order head unit through Parts. Stereo Mounting Kit not compatible with Deluxe Cab.</i>	521.09
		Engine:	
	AM882530	Adaptor Parts for Engine Coolant Heater	See Parts
	AR87167	Engine Coolant Heater (110 Volt) <i>Requires adapter parts for engine coolant heater. Requires AM134805 Engine Block Heater Adapter.</i>	See Parts
		Hunting / Camo:	
	LP19884	Cargo Box Gun Mount - Black <i>Available through Order Zone</i>	In Catalog
	LP10319	Gun Mount Kit - Overhead <i>Includes 2 Gun Boot VI.</i> <i>Available through Order Zone</i>	In Catalog
	LP93103	Vehicle Cover, Cab / ROPS - Camo <i>Fits all Models Equipped with OPS and Deluxe Cab Structure.</i> <i>Available through Order Zone</i>	In Catalog
		Lights / Signals:	
	BM24726	Backup Alarm	74.56
	BM24013	Beacon Light <i>Requires OPS Poly Roof and OPS Switch Bank.</i>	219.36
	BM21649	Beacon Light Kit - Deluxe Cab <i>Requires Electrical Kit.</i>	371.29
	BM24591	Brake / Tail Light Kit	160.50
	BM24586	Deluxe Signal Light Kit <i>Includes Turn Signals (Front & Rear), 4-Way Flashers, Brake, Tail & Reverse Lights.</i>	374.50
	BM24587	Deluxe Signal Light Kit <i>Includes Turn Signals (Front & Rear) and 4-Way Flashers. Compatible with the 825i and 825i S4 vehicles equipped with the 3000 cargo box option code or 625i, 855D and 855D S4 vehicles equipped with the 3002 Cargo Box option code which already includes the brake & tail lights.</i>	171.20
	BM21651	Front Light Kit - Deluxe Cab <i>Requires Electrical Kit.</i>	293.19
	BM23442	Hella HID Sport Driving Lights <i>Requires OPS Switch Bank for OPS or poly roof mounting, or Front Brushguard for bumper mounting.</i>	935.19

JOHN DEERE COMMERCIAL PRODUCTS
HEAVY-DUTY CROSSOVER UTILITY VEHICLES AND EQUIPMENT

XUV 855D Green & Yellow

Continued

CODE	ATTACHMENT IDENTIFIER	DESCRIPTION	SUGGESTED LIST PRICE USD (\$)
		ATTACHMENTS FOR FIELD CONVERSION Continued...	
	BM24108	Hella Performance Spot Lights <i>Requires OPS Switch Bank for OPS or poly roof mounting, or Front Brushguard for bumper mounting.</i>	343.47
	BM23370	Horn Kit	97.37
	BM24090	Long Range Light Kit <i>Can also mount behind front bumper cover directly to frame. Requires OPS Switch Bank for OPS or poly roof mounting, or Front Brushguard for brushguard mounting.</i>	191.53
	BM24016	Mid-Range Light Kit <i>Requires OPS Switch Bank for OPS or poly roof mounting. Can be installed on the front or rear of OPS or roof.</i>	123.06
	BM24089	OPS Switch Bank <i>Accommodates up to three separate OPS accessory kits.</i>	67.41
	BM21652	Rear Light Kit - Deluxe Cab <i>Requires Electrical Kit.</i>	217.21
	BM23727	Protection: Deflector Plate	55.64
	BM24282	Floormat <i>Also front floormat on S4</i>	78.11
	BM24463	Front CV Guards	114.49
	BM22987	Heavy Duty Fender Guard <i>Compatible with Standard Front Bumper.</i>	215.07
	BM22841	Heavy Duty Front Brush Guard	249.31
	BM22767	Heavy Duty Rear Bumper	236.47
	BM22962	Rear CV Guards	114.49
	BM22773	Tail Light Protectors	89.89
	LP93107	Vehicle Cover, Cab / ROPS - Black <i>Available through Order Zone.</i>	In Catalog
	LP40897	Seats / Wheels / Tires: Camoplast Tracks (855D) <i>Available through Order Zone</i>	In Catalog
	LP33597	Sprayers / Pressure Washers: 25 Gallon Bed Sprayer <i>Available through Order Zone</i>	In Catalog
	LP19490	25 Gallon Portable Sprayer <i>Available through Order Zone</i>	In Catalog
	LP20852	45 Gallon Bed Sprayer <i>Available through Order Zone</i>	In Catalog

JOHN DEERE COMMERCIAL PRODUCTS
HEAVY-DUTY CROSSOVER UTILITY VEHICLES AND EQUIPMENT

XUV 855D Green & Yellow

Continued

CODE	ATTACHMENT IDENTIFIER	DESCRIPTION	SUGGESTED LIST PRICE USD (\$)
		ATTACHMENTS FOR FIELD CONVERSION Continued...	
	LP22908	45 Gallon High Performance Sprayer <i>Available through Order Zone</i>	In Catalog
	LP20485	45 Gallon Tow-Behind Sprayer <i>Available through Order Zone</i>	In Catalog
	LP20853	90 Gallon Bed Sprayer <i>Available through Order Zone</i>	In Catalog
	LP22909	90 Gallon High Performance Bed Sprayer <i>Available through Order Zone</i>	In Catalog
	LPGP2700GH	GatorPal High Pressure Washer (2700 psi, Honda engine) <i>Contact Dealer for pricing.</i>	In Catalog
	LPGP2700GS	GatorPal High Pressure Washer (2700 psi, Subaru engine) <i>Contact Dealer for pricing.</i>	In Catalog
	LPGP3000GH	GatorPal High Pressure Washer (3000 psi, Honda engine) <i>Contact Dealer for pricing.</i>	In Catalog
	LPGP3000GS	GatorPal High Pressure Washer (3000 psi, Subaru engine) <i>Contact Dealer for pricing.</i>	In Catalog
	LP22885	HP 150 in. Precision Boom <i>Compatible with all High Performance Sprayers</i> <i>Available through Order Zone</i>	In Catalog
	LP39963	HP 45 Gallon Sprayer - Tow Behind <i>Available through Order Zone</i>	In Catalog
	LP22884	HP Boomless Nozzles <i>Compatible with all High Performance Sprayers</i> <i>Available through Order Zone</i>	In Catalog
	LP22911	HP Standard Gator Boom <i>Compatible with all High Performance Sprayers</i> <i>Available through Order Zone</i>	In Catalog
	BM24443	Winch: Warn® Winch (3000 lb) <i>Requires 2-Inch Receiver Multi-Mount Kit for Front or Rear Receiver Mount.</i>	770.40
	BM23105	Winch - 2 Inch Receiver Multi-Mount Kit	225.77
	BM21392	Winch Accessories Kit <i>Accessory kit includes 1/2" shackle, 9,000 lbs. maximum capacity snatch block, (2) 1"x8' tree trunk protectors, and (1) pair of WARN winching gloves.</i>	129.47

SERVICE CONTRACTS - RESIDENTIAL OWNERS/USE

Visit <http://www.JohnDeere.com/ServicePlans> for more information on John Deere Service Contracts. May not be Available in Parts of the U.S., Not Available in Canada. Price may vary due to driving distance and/or time from machine to dealership location.

John Deere Extended Service Plan - 2-Year Option <i>Available for T-Series, HPX and XUV utility vehicles only.) 2-year extended service plan. (1 year of extended service protection);</i>	399.99
---	--------

JOHN DEERE COMMERCIAL PRODUCTS
HEAVY-DUTY CROSSOVER UTILITY VEHICLES AND EQUIPMENT

XUV 855D Green & Yellow

Continued

CODE	ATTACHMENT IDENTIFIER	DESCRIPTION	SUGGESTED LIST PRICE USD (\$)
		SERVICE CONTRACTS - RESIDENTIAL OWNERS/USE	
		Continued...	
		<i>2-years of warranty transportation.</i>	
		John Deere Extended Service Plan - 3-Year Option	569.99
		<i>3-year extended service plan. (2 years of extended service protection);</i>	
		<i>3-years of warranty transportation.</i>	

JOHN DEERE COMMERCIAL PRODUCTS
HEAVY-DUTY CROSSOVER UTILITY VEHICLES AND EQUIPMENT

XUV 855D Power Steering Green & Yellow
Equipment for Base Machine

ENGINE:
 22.8 Engine HP*(854cc),
 Three Cylinder, Liquid-cooled,
 Overhead Valves
 4-Cycle Diesel
 Full Pressure Lubrication
 System
 Replaceable Single Dry-Type
 Element Air Cleaner with
 Remote Intake
 7.0 Gallon (26.49L) Fuel
 Capacity
 Solid-state Ignition (12V)
 Spark-arresting Muffler
 ELECTRICAL:
 Electric Start
 55 Amp 3-Phase Alternator
 480 CCA Battery
 Two 37.5 Watt Halogen
 Headlights
 TRANSAXLE/TRANSMISSION:
 Continuously Variable
 Transmission
 Full Clutch Enclosure
 Two-speed Transaxle
 Operator Selectable 4WD
 32 mph (51 kph) Maximum
 Forward Speed
 On-demand True Four-Wheel
 Drive System
 Auto Locking Front Differential
 Traction Assist
 Front and Rear Hydraulic Disk
 Brakes
 Hand-operated Sealed Wet Disk
 Park brake
 1.3 In. (27mm) Forged Rear
 Axles
 STEERING/SUSPENSION:
 Power Steering
 Rack and Pinion Steering
 Independent Front Suspension
 (IRS) with 8 inches (203mm)
 of travel
 Independent Rear Suspension

(IRS) with 9 inches (228.6mm)
 of travel
 Integrated 2" Rear Receiver
 12.4 ft. Turning Radius
 Ground Clearance: 11 In.
 (267 mm)
 Ground Clearance
 (Under Foot Platform):
 12.25 In (311 mm)
 FRAME/STYLED PARTS:
 Hydroform Technology Frame
 PC/ASA (JDLOY) Hood and
 Fenders
 OCCUPANT PROTECTION SYSTEM(OPS):
 1.75 In. (44.4 mm) Steel Tubular
 Overhead Structure
 Multiple Passenger Handholds
 3-pt. Seat Belts
 SAE J2194 & OSHA ROPS Certified
 OPERATOR STATION:
 High-back Bucket Seats
 7 In. (178 mm) Slide Rail
 Adjustment on Driver's Seat
 Hip Restraint Bars for Driver
 and Passenger
 Passenger Grab Handles
 Glove Box
 Storage Compartment Under Hood
 Two Cup Holders
 Instrument gauge with 4
 wheel-drive indicator, RPM,
 MPH/KPH, time of day, fuel
 level, total miles and hour
 meters
 12v DC Outlet
 FRONTAL PROTECTION:
 Heavy-Duty Front Bumper
 Integrated 2 Inch Front Receiver
 Hitch
 REAR PROTECTION:
 Engine carrier close ut panel
 DIMENSIONS(WITH OPS):
 116 In. Long x 62 In.
 Wide x 75 Inches High
 PAYLOAD CAPACITY:

1,400 Lb (635 kg) Total Payload
 Capacity which Includes:
 200 Lb (91 kg) Driver,
 200 Lb (91 kg) Passenger, and
 1000 Lb (454 kg) in Cargo Box
 Towing Capacity:
 1,500 Lb (680kg)
 CARGO BOX:
 45 In. Long x 52 In. Wide x
 12 In. Deep
 (1,143mm x 1321mm x 305mm)
 16.4cu. ft (.46 cu.m) Capacity
 1000 Lbs (454 kg) Box Capacity
 Tilting Box
 Hinged (Bottom) Tailgate
 Load Guard
 TIRES:
 Front: 26x9-12 Ancla XT
 (Extreme Terrain Tires)
 Rear: 26x11-12 Ancla XT
 (Extreme Terrain Tires)
 SAFETY VIDEO TAPE:
 Safety and Operational DVD
 Operators Manual
 *Engine HP is Provided by the
 Engine Manufacturer to be Used
 for Comparison Purposes Only,
 Actual Operating HP will be
 Less.
 Safety and Operational DVD
 Operators Manual
 *Engine HP is Provided by the
 Engine Manufacturer to be Used
 for Comparison Purposes Only,
 Actual Operating HP will be
 Less.

CODE	ATTACHMENT IDENTIFIER	DESCRIPTION	SUGGESTED LIST PRICE USD (\$)
------	--------------------------	-------------	-------------------------------------

Select One Code From Each Required Category

BASE MACHINE

F.O.B. Janesville, Wisconsin

398JM	XUV 855D Power Steering Green & Yellow <i>Base Machine Suggested List Price Does Not Include \$400 USD Destination Charge.</i>	13,599.00
-------	---	-----------

DESTINATION

0202	US/Canada	In Base Price
0230	Australia/New Zealand	Same Price

JOHN DEERE COMMERCIAL PRODUCTS
HEAVY-DUTY CROSSOVER UTILITY VEHICLES AND EQUIPMENT

XUV 855D Power Steering Green & Yellow
Continued

CODE	ATTACHMENT IDENTIFIER	DESCRIPTION	SUGGESTED LIST PRICE USD (\$)
DESTINATION Continued...			
0195		Mexico	Same Price
0250		All Other Countries	Same Price
0179		Europe	312.00
WHEELS WITH TIRES (FOUR)			
1000		Yellow Steel Wheels Terra Hawk All Terrain Tires	Same Price
1001		Yellow Steel Wheels Ancla M-T Extreme Terrain Tire	In Base Price
1002		Yellow Alloy Wheels Maxxis Bighorn Radial Tires	823.00
DRIVER SEAT			
2000		21 In. Standard XUV HB Seat - Yellow	In Base Price
2001		Bench Seat - Yellow	Same Price
2002		High Performance Sport Seat - Black	296.00
DELUXE CARGO BOX			
3000		Deluxe Cargo Box - with Paint	In Base Price
3001		Deluxe Cargo Box - with Polyurea	264.00
3002		Deluxe Cargo Box with Polyurea Liner, Brake, Tail, Reverse Lights & Light Protector	496.00
OVERHEAD PROTECTION STRUCTURES (OPS)			
4000		OPS	In Base Price
4002		Deluxe Cab Frame/Including Windshield, Wiper, Electrical Kit and Rear Window	2,368.00
4008		OPS with Black Poly Roof	416.00
POWER AND FRONT PROTECTION PACKAGE			
5000		Power and Front Protection Package Package Consists of: Power Lift, Heavy Duty Front Brushguard, Heavy Duty Front Fender Guard, Floor Mats <i>Package Priced at 10% discount.</i>	1,261.00
5010		Manual Lift <i>Must order 5010 option code when ordering 6000 option code.</i>	In Base Price
REAR PROTECTION PACKAGE			
5100		Rear Protection Package Package Consists of: Rear Bumper, Bed Mat, Cargo Box Heavy Duty Fender Guards <i>Package Priced at 10% discount.</i>	494.00
5110		Less Rear Protection Package	In Base Price
FRONT BRUSH GUARD			

JOHN DEERE COMMERCIAL PRODUCTS
HEAVY-DUTY CROSSOVER UTILITY VEHICLES AND EQUIPMENT

XUV 855D Power Steering Green & Yellow
Continued

CODE	ATTACHMENT IDENTIFIER	DESCRIPTION	SUGGESTED LIST PRICE USD (\$)
6000		FRONT BRUSH GUARD Continued... Heavy Duty Front Brushguard	233.00
6010		Less Front Brush Guard <i>Must order 6010 option code when ordering 5000 option code.</i>	In Base Price
<hr/>			
HOOD RACK			
6300		Front Hood Rack XUV <i>Must order 5000 or 6000 option code when ordering 6300 option code.</i>	226.00
6310		Less Front Hood Rack XUV <i>Must order 6310 option code when ordering 4002 option code.</i>	In Base Price
<hr/>			
Attachments-Order as Desired			
9435		Spanish North American Kit: Spanish North American Operator's Manual and Decal Kit	No Charge
<hr/>			
ATTACHMENTS FOR FIELD CONVERSION			
		Blades:	
LP25355		Heavy Duty POWERtach Blade - 72" <i>Available through Order Zone</i>	In Catalog
LPPK140		POWERtach Deflector Shield <i>Available through Order Zone</i>	In Catalog
LPPK120		POWERtach Markers <i>Available through Order Zone</i>	In Catalog
LPPWBK72		POWERtach Poly Wear Bar <i>Available through Order Zone</i>	In Catalog
LPPK150		POWERtach Rubber Squeegee <i>Available through Order Zone</i>	In Catalog
LPPK160		POWERtach Skid Shoes <i>Available through Order Zone</i>	In Catalog
		Cabs/Roofs/Windshields:	
BM23638		Air Cleaner Relocation Kit (Diesel) <i>Quiet Cab Kit for Deluxe Cab. Requires Noise Reduction Kit. Can also be used with Poly Cab for noise reduction.</i>	61.37
BM23608		Cab Heater <i>Requires Cab Heater Fitting Kit.</i>	1,130.99
VGB10548		Cab Heater Fitting Kit	23.54
BM23498		Deluxe Cab Frame <i>Requires Seat Belt Kit, Glass Door Kit, Glass Windshield with Wiper, and Rear Window Kit to complete full Deluxe Cab.</i>	1,443.43
VGB10505		Electrical Kit <i>Required for field installed Deluxe cabs.</i>	94.16

JOHN DEERE COMMERCIAL PRODUCTS
HEAVY-DUTY CROSSOVER UTILITY VEHICLES AND EQUIPMENT

XUV 855D Power Steering Green & Yellow
Continued

CODE	ATTACHMENT IDENTIFIER	DESCRIPTION	SUGGESTED LIST PRICE USD (\$)
		ATTACHMENTS FOR FIELD CONVERSION Continued...	
	BM24560	Glass Door Kit - Deluxe Cab	2,427.83
	BM23507	Glass Windshield with Wiper - Deluxe Cab	874.19
	BM21656	Interior Light Kit - Deluxe Cab <i>Requires Electrical Kit.</i>	58.86
	BM23750	Noise Reduction Kit (Gas & Diesel) <i>Quiet Cab Kit for Deluxe Cab. Requires Air Cleaner Relocation Kit.</i>	373.43
	BM23742	OPS Full No-Scratch Windshield <i>Not compatible with Deluxe Cab Frame. Compatible with poly cab.</i>	531.79
	BM23741	OPS Full Poly Windshield <i>Not compatible with Deluxe Cab Frame. Compatible with poly cab.</i>	423.71
	BM23743	OPS Glass Windshield with Wiper <i>Not compatible with Deluxe Cab Frame. Compatible with poly cab.</i>	874.19
	BM23740	OPS Half Poly Windshield <i>Not compatible with Deluxe Cab Frame.</i>	339.19
	BM24115	OPS Poly Roof - Black	445.11
	BM24561	OPS Rear Panel <i>Part of the Poly cab, or can be mounted on the OPS alone. Requires full windshield, poly cab doors, and poly roof to complete poly cab.</i>	502.90
	LP10314	OPS Side Mirror - Left <i>Available through Order Zone.</i>	In Catalog
	LP10315	OPS Side Mirror - Right <i>Available through Order Zone.</i>	In Catalog
	LP93127	OPS Soft Roof - Black <i>Available through Order Zone</i>	In Catalog
	BM24117	Poly Cab Doors <i>Includes left and right doors, with side mirrors. Requires full windshield, OPS rear panel, and poly roof to complete poly cab.</i>	2,675.00
	BM23505	Rear Window Kit - Deluxe Cab	225.77
	BM23755	Seat Belt Kit <i>Required with Deluxe Cab Frame</i>	144.46
	BM23508	Side Mirrors - Deluxe Cab	129.47
	BM21646	Visor (1) Kit - Deluxe cab	70.61
	BM23534	Windshield Washer Fluid Kit - Deluxe Cab <i>Requires Electrical Kit.</i>	173.34
		Cargo Box Options / Storage:	
	BM23849	5 Gallon Pail Holder	38.51
	BM22772	Cargo Box Bed Mat	119.84

JOHN DEERE COMMERCIAL PRODUCTS
HEAVY-DUTY CROSSOVER UTILITY VEHICLES AND EQUIPMENT

XUV 855D Power Steering Green & Yellow

Continued

CODE	ATTACHMENT IDENTIFIER	DESCRIPTION	SUGGESTED LIST PRICE USD (\$)
		ATTACHMENTS FOR FIELD CONVERSION Continued...	
	BM22769	Cargo Box Divider	191.53
	BM22811	Cargo Box FenderGuard <i>Requires Rear Bumper</i>	191.53
	BM23694	Cargo Box Power Lift Kit	858.14
	BM22774	Cargo Box Side Extension Kit	511.46
	LP19880	Deluxe Cargo Box Cover - Black <i>Available through Order Zone</i>	In Catalog
	BM22980	Front Hood Rack <i>Requires Front Brush Guard.</i>	241.81
	LP30320	Fuel Pack <i>Available through Order Zone</i>	In Catalog
	LP19878	Gator Gear Organizer - Black <i>Available through Order Zone</i>	In Catalog
	LP19886	Gator Tool Box <i>Contact Dealer for pricing.</i>	In Catalog
	LP93117	OPS Overhead Organizer - Black <i>Available through Order Zone</i>	In Catalog
	LP46485	Ratcheting Rhino Grip <i>Available through Order Zone.</i>	In Catalog
	LP25929	Rhino Grip XL - Double <i>Available through Order Zone.</i>	In Catalog
	LP25928	Rhino Grip XL - Single <i>Available through Order Zone.</i>	In Catalog
	LP19882	Saw Press Bracket <i>Available through Order Zone</i>	In Catalog
	BM22775	Side Tool Rack	304.96
	LP93207	Soft Rear Screen and Organizer - Black <i>Available through Order Zone</i>	In Catalog
		Carts / Hitches:	
	LPPCT10LXATV	10AT Cart <i>Available through Order Zone</i>	In Catalog
	LPPCT17ATJD	17AT Cart <i>Available through Order Zone.</i>	In Catalog
	LPUT21JD	21 Steel Utility Cart <i>Available through Order Zone</i>	In Catalog
	PM05101	Ball Mount - 1.875 in. (48mm)	See Parts
	PM05201	Ball Mount - 2 in. (51mm)	See Parts

JOHN DEERE COMMERCIAL PRODUCTS
HEAVY-DUTY CROSSOVER UTILITY VEHICLES AND EQUIPMENT

XUV 855D Power Steering Green & Yellow
Continued

CODE	ATTACHMENT IDENTIFIER	DESCRIPTION	SUGGESTED LIST PRICE USD (\$)
		ATTACHMENTS FOR FIELD CONVERSION Continued...	
	BM22290	Drawbar - 2 in. (51mm)	38.51
		Custom & High Performance:	
	BM24021	Fox ® High Performance Racing Shox	1,758.01
	BM22703	Seat-Belt Comfort Strap (2) <i>Also compatible with Deluxe Cab.</i>	77.04
	BM24453	Stereo Mounting Kit <i>Includes mounting kit only; must choose one of the following three head units to have complete stereo:</i> <i>Radio, Heavy Duty AM / FM / WB / AUX (SWJHD1120)</i> <i>Radio, Heavy Duty AM / FM / WB / SAT / I-POD (SWJHD1620)</i> <i>Radio, AM / FM / WB / CD / AUX / SAT Ready (SWJHD3620)</i> <i>Must order head unit through Parts. Stereo Mounting Kit not compatible with Deluxe Cab.</i>	521.09
		Engine:	
	AM882530	Adaptor Parts for Engine Coolant Heater	See Parts
	AR87167	Engine Coolant Heater (110 Volt) <i>Requires adapter parts for engine coolant heater. Requires AM134805 Engine Block Heater Adapter.</i>	See Parts
		Hunting / Camo:	
	LP19884	Cargo Box Gun Mount - Black <i>Available through Order Zone</i>	In Catalog
	LP10319	Gun Mount Kit - Overhead <i>Includes 2 Gun Boot VI.</i> <i>Available through Order Zone</i>	In Catalog
	LP93103	Vehicle Cover, Cab / ROPS - Camo <i>Fits all Models Equipped with OPS and Deluxe Cab Structure.</i> <i>Available through Order Zone</i>	In Catalog
		Lights / Signals:	
	BM24726	Backup Alarm	74.56
	BM24013	Beacon Light <i>Requires OPS Poly Roof and OPS Switch Bank.</i>	219.36
	BM21649	Beacon Light Kit - Deluxe Cab <i>Requires Electrical Kit.</i>	371.29
	BM24591	Brake / Tail Light Kit	160.50
	BM24586	Deluxe Signal Light Kit <i>Includes Turn Signals (Front & Rear), 4-Way Flashers, Brake, Tail & Reverse Lights.</i>	374.50
	BM24587	Deluxe Signal Light Kit <i>Includes Turn Signals (Front & Rear) and 4-Way Flashers. Compatible with the 825i and 825i S4 vehicles equipped with the 3000 cargo box option code or 625i, 855D and 855D S4 vehicles equipped with the 3002 Cargo Box option code which already includes the brake & tail lights.</i>	171.20
	BM21651	Front Light Kit - Deluxe Cab <i>Requires Electrical Kit.</i>	293.19

JOHN DEERE COMMERCIAL PRODUCTS
HEAVY-DUTY CROSSOVER UTILITY VEHICLES AND EQUIPMENT

XUV 855D Power Steering Green & Yellow
Continued

CODE	ATTACHMENT IDENTIFIER	DESCRIPTION	SUGGESTED LIST PRICE USD (\$)
		ATTACHMENTS FOR FIELD CONVERSION Continued...	
	BM23442	Hella HID Sport Driving Lights <i>Requires OPS Switch Bank for OPS or poly roof mounting, or Front Brushguard for bumper mounting.</i>	935.19
	BM24108	Hella Performance Spot Lights <i>Requires OPS Switch Bank for OPS or poly roof mounting, or Front Brushguard for bumper mounting.</i>	343.47
	BM23370	Horn Kit	97.37
	BM24090	Long Range Light Kit <i>Can also mount behind front bumper cover directly to frame. Requires OPS Switch Bank for OPS or poly roof mounting, or Front Brushguard for brushguard mounting.</i>	191.53
	BM24016	Mid-Range Light Kit <i>Requires OPS Switch Bank for OPS or poly roof mounting. Can be installed on the front or rear of OPS or roof.</i>	123.06
	BM24089	OPS Switch Bank <i>Accommodates up to three separate OPS accessory kits.</i>	67.41
	BM21652	Rear Light Kit - Deluxe Cab <i>Requires Electrical Kit.</i>	217.21
	BM23727	Protection: Deflector Plate	55.64
	BM24282	Floormat <i>Also front floormat on S4</i>	78.11
	BM24463	Front CV Guards	114.49
	BM22987	Heavy Duty Fender Guard <i>Compatible with Standard Front Bumper.</i>	215.07
	BM22841	Heavy Duty Front Brush Guard	249.31
	BM22767	Heavy Duty Rear Bumper	236.47
	BM22962	Rear CV Guards	114.49
	BM22773	Tail Light Protectors	89.89
	LP93107	Vehicle Cover, Cab / ROPS - Black <i>Available through Order Zone.</i>	In Catalog
	LP40897	Seats / Wheels / Tires: Camoplast Tracks (855D) <i>Available through Order Zone</i>	In Catalog
	LP33597	Sprayers / Pressure Washers: 25 Gallon Bed Sprayer <i>Available through Order Zone</i>	In Catalog
	LP19490	25 Gallon Portable Sprayer <i>Available through Order Zone</i>	In Catalog

JOHN DEERE COMMERCIAL PRODUCTS
HEAVY-DUTY CROSSOVER UTILITY VEHICLES AND EQUIPMENT

XUV 855D Power Steering Green & Yellow
Continued

CODE	ATTACHMENT IDENTIFIER	DESCRIPTION	SUGGESTED LIST PRICE USD (\$)
		ATTACHMENTS FOR FIELD CONVERSION Continued...	
	LP20852	45 Gallon Bed Sprayer <i>Available through Order Zone</i>	In Catalog
	LP22908	45 Gallon High Performance Sprayer <i>Available through Order Zone</i>	In Catalog
	LP20485	45 Gallon Tow-Behind Sprayer <i>Available through Order Zone</i>	In Catalog
	LP20853	90 Gallon Bed Sprayer <i>Available through Order Zone</i>	In Catalog
	LP22909	90 Gallon High Performance Bed Sprayer <i>Available through Order Zone</i>	In Catalog
	LPGP2700GH	GatorPal High Pressure Washer (2700 psi, Honda engine) <i>Contact Dealer for pricing.</i>	In Catalog
	LPGP2700GS	GatorPal High Pressure Washer (2700 psi, Subaru engine) <i>Contact Dealer for pricing.</i>	In Catalog
	LPGP3000GH	GatorPal High Pressure Washer (3000 psi, Honda engine) <i>Contact Dealer for pricing.</i>	In Catalog
	LPGP3000GS	GatorPal High Pressure Washer (3000 psi, Subaru engine) <i>Contact Dealer for pricing.</i>	In Catalog
	LP22885	HP 150 in. Precision Boom <i>Compatible with all High Performance Sprayers</i> <i>Available through Order Zone</i>	In Catalog
	LP39963	HP 45 Gallon Sprayer - Tow Behind <i>Available through Order Zone</i>	In Catalog
	LP22884	HP Boomless Nozzles <i>Compatible with all High Performance Sprayers</i> <i>Available through Order Zone</i>	In Catalog
	LP22911	HP Standard Gator Boom <i>Compatible with all High Performance Sprayers</i> <i>Available through Order Zone</i>	In Catalog
	BM24443	Winch: Warn® Winch (3000 lb) <i>Requires 2-Inch Receiver Multi-Mount Kit for Front or Rear Receiver Mount.</i>	770.40
	BM23105	Winch - 2 Inch Receiver Multi-Mount Kit	225.77
	BM21392	Winch Accessories Kit <i>Accessory kit includes 1/2" shackle, 9,000 lbs. maximum capacity snatch block, (2) 1"x8' tree trunk protectors, and (1) pair of WARN winching gloves.</i>	129.47

SERVICE CONTRACTS - RESIDENTIAL OWNERS/USE

Visit <http://www.JohnDeere.com/ServicePlans> for more information on John Deere Service Contracts. May not be Available in Parts of the U.S., Not Available in Canada. Price may vary due to driving distance and/or time from machine to dealership location.

JOHN DEERE COMMERCIAL PRODUCTS
HEAVY-DUTY CROSSOVER UTILITY VEHICLES AND EQUIPMENT

XUV 855D Power Steering Green & Yellow
Continued

CODE	ATTACHMENT IDENTIFIER	DESCRIPTION	SUGGESTED LIST PRICE USD (\$)
SERVICE CONTRACTS - RESIDENTIAL OWNERS/USE			
Continued...			
		John Deere Extended Service Plan - 2-Year Option <i>Available for T-Series, HPX and XUV utility vehicles only.)</i> <i>2-year extended service plan. (1 year of extended service protection);</i> <i>2-years of warranty transportation.</i>	399.99
		John Deere Extended Service Plan - 3-Year Option <i>3-year extended service plan. (2 years of extended service protection);</i> <i>3-years of warranty transportation.</i>	569.99

JOHN DEERE COMMERCIAL PRODUCTS

HEAVY-DUTY CROSSOVER UTILITY VEHICLES AND EQUIPMENT

XUV 855D Olive & Black Equipment for Base Machine

ENGINE:
22.8 Engine HP*(854cc),
Three Cylinder, Liquid-cooled,
Overhead Valves
4-Cycle Diesel
Full Pressure Lubrication
System
Replaceable Single Dry-Type
Element Air Cleaner with
Remote Intake
7.0 Gallon (26.49L) Fuel
Capacity
Solid-state Ignition (12V)
Spark-arresting Muffler
ELECTRICAL:
Electric Start
55 Amp 3-Phase Alternator
480 CCA Battery
Two 37.5 Watt Halogen
Headlights
TRANSAXLE/TRANSMISSION:
Continuously Variable
Transmission
Full Clutch Enclosure
Two-speed Transaxle
Operator Selectable 4WD
32 mph (51 kph) Maximum
Forward Speed
On-demand True Four-Wheel
Drive System
Auto Locking Front Differential
Traction Assist
Front and Rear Hydraulic Disk
Brakes
Hand-operated Sealed Wet Disk
Park brake
1.3 In. (27mm) Forged Rear
Axles
STEERING/SUSPENSION:
Rack and Pinion Steering
Independent Front Suspension
(IRS) with 8 inches (203mm)
of travel

Independent Rear Suspension
(IRS) with 9 inches (228.6mm)
of travel
Integrated 2" Rear Receiver
12.4 ft. Turning Radius
Ground Clearance: 11 In.
(267 mm)
Ground Clearance
(Under Foot Platform):
12.25 In (311 mm)
FRAME/STYLED PARTS:
Hydroform Technology Frame
PC/ASA (JDLOY) Hood and
Fenders
OCCUPANT PROTECTION SYSTEM(OPS):
1.75 In. (44.4 mm) Steel Tubular
Overhead Structure
Multiple Passenger Handholds
3-pt. Seat Belts
SAE J2194 & OSHA ROPS Certified
OPERATOR STATION:
High-back Bucket Seats
7 In. (178 mm) Slide Rail
Adjustment on Driver's Seat
Hip Restraint Bars for Driver
and Passenger
Passenger Grab Handles
Glove Box
Storage Compartment Under Hood
Two Cup Holders
Instrument gauge with 4
wheel-drive indicator, RPM,
MPH/KPH, time of day, fuel
level, total miles and hour
meters
12v DC Outlet
FRONTAL PROTECTION:
Heavy-Duty Front Bumper
Integrated 2 Inch Front Receiver
Hitch
REAR PROTECTION:
Engine carrier close ut panel
DIMENSIONS(WITH OPS):

116 In. Long x 62 In.
Wide x 75 Inches High
PAYLOAD CAPACITY:
1,400 Lb (635 kg) Total Payload
Capacity which Includes:
200 Lb (91 kg) Driver,
200 Lb (91 kg) Passenger, and
1000 Lb (454 kg) in Cargo Box
Towing Capacity:
1,500 Lb (680kg)
CARGO BOX:
45 In. Long x 52 In. Wide x
12 In. Deep
(1,143mm x 1321mm x 305mm)
16.4cu. ft (.46 cu.m) Capacity
1000 Lbs (454 kg) Box Capacity
Tilting Box
Hinged (Bottom) Tailgate
Load Guard
TIRES:
Front: 26x9-12 Ancla XT
(Extreme Terrain Tires)
Rear: 26x11-12 Ancla XT
(Extreme Terrain Tires)
SAFETY VIDEO TAPE:
Safety and Operational DVD
Operators Manual
*Engine HP is Provided by the
Engine Manufacturer to be Used
for Comparison Purposes Only,
Actual Operating HP will be
Less.

CODE	ATTACHMENT IDENTIFIER	DESCRIPTION	SUGGESTED LIST PRICE USD (\$)
------	--------------------------	-------------	-------------------------------------

Select One Code From Each Required Category

BASE MACHINE

F.O.B. Janesville, Wisconsin

398GM	XUV 855D Olive & Black <i>Base Machine Suggested List Price Does Not Include \$400 USD Destination Charge.</i>	12,699.00
-------	---	-----------

DESTINATION

0202	US/Canada	In Base Price
0230	Australia/New Zealand	Same Price
0195	Mexico	Same Price

JOHN DEERE COMMERCIAL PRODUCTS
HEAVY-DUTY CROSSOVER UTILITY VEHICLES AND EQUIPMENT

XUV 855D Olive & Black
Continued

CODE	ATTACHMENT IDENTIFIER	DESCRIPTION	SUGGESTED LIST PRICE USD (\$)
DESTINATION Continued...			
0250		All Other Countries	Same Price
0179		Europe	312.00
WHEELS WITH TIRES (FOUR)			
1000		Black Steel Wheels Terra Hawk All Terrain Tires	Same Price
1001		Black Steel Wheels Ancla M-T Extreme Terrain Tire	In Base Price
1002		Black Alloy Wheels Maxxis Bighorn Radial Tires	823.00
1003		Silver Alloy Wheels Maxxis Bighorn Radial Tires	823.00
DRIVER SEAT			
2000		21 In. Standard XUV HB Seat - Black	In Base Price
2001		Bench Seat - Black	Same Price
2002		High Performance Sport Seat - Black	296.00
DELUXE CARGO BOX			
3000		Deluxe Cargo Box - with Paint	In Base Price
3001		Deluxe Cargo Box - with Polyurea	264.00
3002		Deluxe Cargo Box with Polyurea Liner, Brake, Tail, Reverse Lights & Light Protector	496.00
OVERHEAD PROTECTION STRUCTURES (OPS)			
4000		OPS	In Base Price
4002		Deluxe Cab Frame/Including Windshield, Wiper, Electrical Kit and Rear Window	2,368.00
4008		OPS with Black Poly Roof	416.00
POWER AND FRONT PROTECTION PACKAGE			
5000		Power and Front Protection Package Package Consists of: Power Lift, Heavy Duty Front Brushguard, Heavy Duty Front Fender Guard, Floor Mats <i>Package Priced at 10% discount.</i>	1,261.00
5010		Manual Lift <i>Must order 5010 option code when ordering 6000 option code.</i>	In Base Price
REAR PROTECTION PACKAGE			
5100		Rear Protection Package Package Consists of: Rear Bumper, Bed Mat, Cargo Box Heavy Duty Fender Guards <i>Package Priced at 10% discount.</i>	494.00
5110		Less Rear Protection Package	In Base Price
FRONT BRUSH GUARD			

JOHN DEERE COMMERCIAL PRODUCTS
HEAVY-DUTY CROSSOVER UTILITY VEHICLES AND EQUIPMENT

XUV 855D Olive & Black
Continued

CODE	ATTACHMENT IDENTIFIER	DESCRIPTION	SUGGESTED LIST PRICE USD (\$)
6000		FRONT BRUSH GUARD Continued... Heavy Duty Front Brushguard	233.00
6010		Less Front Brush Guard <i>Must order 6010 option code when ordering 5000 option code.</i>	In Base Price
<hr/>			
HOOD RACK			
6300		Front Hood Rack XUV <i>Must order 5000 or 6000 option code when ordering 6300 option code.</i>	226.00
6310		Less Front Hood Rack XUV <i>Must order 6310 option code when ordering 4002 option code.</i>	In Base Price
<hr/>			
Attachments-Order as Desired			
9435		Spanish North American Kit: Spanish North American Operator's Manual and Decal Kit	No Charge
<hr/>			
ATTACHMENTS FOR FIELD CONVERSION			
		Blades:	
LP25355		Heavy Duty POWERtach Blade - 72" <i>Available through Order Zone</i>	In Catalog
LPPK140		POWERtach Deflector Shield <i>Available through Order Zone</i>	In Catalog
LPPK120		POWERtach Markers <i>Available through Order Zone</i>	In Catalog
LPPWBK72		POWERtach Poly Wear Bar <i>Available through Order Zone</i>	In Catalog
LPPK150		POWERtach Rubber Squeegee <i>Available through Order Zone</i>	In Catalog
LPPK160		POWERtach Skid Shoes <i>Available through Order Zone</i>	In Catalog
		Cabs/Roofs/Windshields:	
BM23638		Air Cleaner Relocation Kit (Diesel) <i>Quiet Cab Kit for Deluxe Cab. Requires Noise Reduction Kit. Can also be used with Poly Cab for noise reduction.</i>	61.37
BM23608		Cab Heater <i>Requires Cab Heater Fitting Kit.</i>	1,130.99
VGB10548		Cab Heater Fitting Kit	23.54
BM23498		Deluxe Cab Frame <i>Requires Seat Belt Kit, Glass Door Kit, Glass Windshield with Wiper, and Rear Window Kit to complete full Deluxe Cab.</i>	1,443.43
VGB10505		Electrical Kit <i>Required for field installed Deluxe cabs.</i>	94.16

JOHN DEERE COMMERCIAL PRODUCTS
HEAVY-DUTY CROSSOVER UTILITY VEHICLES AND EQUIPMENT

XUV 855D Olive & Black
Continued

CODE	ATTACHMENT IDENTIFIER	DESCRIPTION	SUGGESTED LIST PRICE USD (\$)
		ATTACHMENTS FOR FIELD CONVERSION Continued...	
	BM24560	Glass Door Kit - Deluxe Cab	2,427.83
	BM23507	Glass Windshield with Wiper - Deluxe Cab	874.19
	BM21656	Interior Light Kit - Deluxe Cab <i>Requires Electrical Kit.</i>	58.86
	BM23750	Noise Reduction Kit (Gas & Diesel) <i>Quiet Cab Kit for Deluxe Cab. Requires Air Cleaner Relocation Kit.</i>	373.43
	BM23742	OPS Full No-Scratch Windshield <i>Not compatible with Deluxe Cab Frame. Compatible with poly cab.</i>	531.79
	BM23741	OPS Full Poly Windshield <i>Not compatible with Deluxe Cab Frame. Compatible with poly cab.</i>	423.71
	BM23743	OPS Glass Windshield with Wiper <i>Not compatible with Deluxe Cab Frame. Compatible with poly cab.</i>	874.19
	BM23740	OPS Half Poly Windshield <i>Not compatible with Deluxe Cab Frame.</i>	339.19
	BM24115	OPS Poly Roof - Black	445.11
	BM24561	OPS Rear Panel <i>Part of the Poly cab, or can be mounted on the OPS alone. Requires full windshield, poly cab doors, and poly roof to complete poly cab.</i>	502.90
	LP10314	OPS Side Mirror - Left <i>Available through Order Zone.</i>	In Catalog
	LP10315	OPS Side Mirror - Right <i>Available through Order Zone.</i>	In Catalog
	LP93127	OPS Soft Roof - Black <i>Available through Order Zone</i>	In Catalog
	BM24117	Poly Cab Doors <i>Includes left and right doors, with side mirrors. Requires full windshield, OPS rear panel, and poly roof to complete poly cab.</i>	2,675.00
	BM23505	Rear Window Kit - Deluxe Cab	225.77
	BM23755	Seat Belt Kit <i>Required with Deluxe Cab Frame</i>	144.46
	BM23508	Side Mirrors - Deluxe Cab	129.47
	BM21646	Visor (1) Kit - Deluxe cab	70.61
	BM23534	Windshield Washer Fluid Kit - Deluxe Cab <i>Requires Electrical Kit.</i>	173.34
		Cargo Box Options / Storage:	
	BM23849	5 Gallon Pail Holder	38.51
	BM22772	Cargo Box Bed Mat	119.84

JOHN DEERE COMMERCIAL PRODUCTS
HEAVY-DUTY CROSSOVER UTILITY VEHICLES AND EQUIPMENT

XUV 855D Olive & Black
Continued

CODE	ATTACHMENT IDENTIFIER	DESCRIPTION	SUGGESTED LIST PRICE USD (\$)
		ATTACHMENTS FOR FIELD CONVERSION Continued...	
	BM22769	Cargo Box Divider	191.53
	BM22811	Cargo Box FenderGuard <i>Requires Rear Bumper</i>	191.53
	BM23694	Cargo Box Power Lift Kit	858.14
	BM22774	Cargo Box Side Extension Kit	511.46
	LP19880	Deluxe Cargo Box Cover - Black <i>Available through Order Zone</i>	In Catalog
	BM22980	Front Hood Rack <i>Requires Front Brush Guard.</i>	241.81
	LP30320	Fuel Pack <i>Available through Order Zone</i>	In Catalog
	LP19878	Gator Gear Organizer - Black <i>Available through Order Zone</i>	In Catalog
	LP19886	Gator Tool Box <i>Contact Dealer for pricing.</i>	In Catalog
	LP93117	OPS Overhead Organizer - Black <i>Available through Order Zone</i>	In Catalog
	LP46485	Ratcheting Rhino Grip <i>Available through Order Zone.</i>	In Catalog
	LP25929	Rhino Grip XL - Double <i>Available through Order Zone.</i>	In Catalog
	LP25928	Rhino Grip XL - Single <i>Available through Order Zone.</i>	In Catalog
	LP19882	Saw Press Bracket <i>Available through Order Zone</i>	In Catalog
	BM22775	Side Tool Rack	304.96
	LP93207	Soft Rear Screen and Organizer - Black <i>Available through Order Zone</i>	In Catalog
		Carts / Hitches:	
	LPPCT10LXATV	10AT Cart <i>Available through Order Zone</i>	In Catalog
	LPPCT17ATJD	17AT Cart <i>Available through Order Zone.</i>	In Catalog
	LPUT21JD	21 Steel Utility Cart <i>Available through Order Zone</i>	In Catalog
	PM05101	Ball Mount - 1.875 in. (48mm)	See Parts
	PM05201	Ball Mount - 2 in. (51mm)	See Parts

JOHN DEERE COMMERCIAL PRODUCTS
HEAVY-DUTY CROSSOVER UTILITY VEHICLES AND EQUIPMENT

XUV 855D Olive & Black

Continued

CODE	ATTACHMENT IDENTIFIER	DESCRIPTION	SUGGESTED LIST PRICE USD (\$)
		ATTACHMENTS FOR FIELD CONVERSION Continued...	
	BM22290	Drawbar - 2 in. (51mm)	38.51
		Custom & High Performance:	
	BM24021	Fox ® High Performance Racing Shox	1,758.01
	BM22703	Seat-Belt Comfort Strap (2) <i>Also compatible with Deluxe Cab.</i>	77.04
	BM24453	Stereo Mounting Kit <i>Includes mounting kit only; must choose one of the following three head units to have complete stereo:</i> <i>Radio, Heavy Duty AM / FM / WB / AUX (SWJHD1120)</i> <i>Radio, Heavy Duty AM / FM / WB / SAT / I-POD (SWJHD1620)</i> <i>Radio, AM / FM / WB / CD / AUX / SAT Ready (SWJHD3620)</i> <i>Must order head unit through Parts. Stereo Mounting Kit not compatible with Deluxe Cab.</i>	521.09
		Engine:	
	AM882530	Adaptor Parts for Engine Coolant Heater	See Parts
	AR87167	Engine Coolant Heater (110 Volt) <i>Requires adapter parts for engine coolant heater. Requires AM134805 Engine Block Heater Adapter.</i>	See Parts
		Hunting / Camo:	
	LP19884	Cargo Box Gun Mount - Black <i>Available through Order Zone</i>	In Catalog
	LP10319	Gun Mount Kit - Overhead <i>Includes 2 Gun Boot VI.</i> <i>Available through Order Zone</i>	In Catalog
	LP93103	Vehicle Cover, Cab / ROPS - Camo <i>Fits all Models Equipped with OPS and Deluxe Cab Structure.</i> <i>Available through Order Zone</i>	In Catalog
		Lights / Signals:	
	BM24726	Backup Alarm	74.56
	BM24013	Beacon Light <i>Requires OPS Poly Roof and OPS Switch Bank.</i>	219.36
	BM21649	Beacon Light Kit - Deluxe Cab <i>Requires Electrical Kit.</i>	371.29
	BM24591	Brake / Tail Light Kit	160.50
	BM24586	Deluxe Signal Light Kit <i>Includes Turn Signals (Front & Rear), 4-Way Flashers, Brake, Tail & Reverse Lights.</i>	374.50
	BM24587	Deluxe Signal Light Kit <i>Includes Turn Signals (Front & Rear) and 4-Way Flashers. Compatible with the 825i and 825i S4 vehicles equipped with the 3000 cargo box option code or 625i, 855D and 855D S4 vehicles equipped with the 3002 Cargo Box option code which already includes the brake & tail lights.</i>	171.20
	BM21651	Front Light Kit - Deluxe Cab <i>Requires Electrical Kit.</i>	293.19

JOHN DEERE COMMERCIAL PRODUCTS
HEAVY-DUTY CROSSOVER UTILITY VEHICLES AND EQUIPMENT

XUV 855D Olive & Black
Continued

CODE	ATTACHMENT IDENTIFIER	DESCRIPTION	SUGGESTED LIST PRICE USD (\$)
		ATTACHMENTS FOR FIELD CONVERSION Continued...	
	BM23442	Hella HID Sport Driving Lights <i>Requires OPS Switch Bank for OPS or poly roof mounting, or Front Brushguard for bumper mounting.</i>	935.19
	BM24108	Hella Performance Spot Lights <i>Requires OPS Switch Bank for OPS or poly roof mounting, or Front Brushguard for bumper mounting.</i>	343.47
	BM23370	Horn Kit	97.37
	BM24090	Long Range Light Kit <i>Can also mount behind front bumper cover directly to frame. Requires OPS Switch Bank for OPS or poly roof mounting, or Front Brushguard for brushguard mounting.</i>	191.53
	BM24016	Mid-Range Light Kit <i>Requires OPS Switch Bank for OPS or poly roof mounting. Can be installed on the front or rear of OPS or roof.</i>	123.06
	BM24089	OPS Switch Bank <i>Accommodates up to three separate OPS accessory kits.</i>	67.41
	BM21652	Rear Light Kit - Deluxe Cab <i>Requires Electrical Kit.</i>	217.21
	BM23727	Protection: Deflector Plate	55.64
	BM24282	Floormat <i>Also front floormat on S4</i>	78.11
	BM24463	Front CV Guards	114.49
	BM22987	Heavy Duty Fender Guard <i>Compatible with Standard Front Bumper.</i>	215.07
	BM22841	Heavy Duty Front Brush Guard	249.31
	BM22767	Heavy Duty Rear Bumper	236.47
	BM22962	Rear CV Guards	114.49
	BM22773	Tail Light Protectors	89.89
	LP93107	Vehicle Cover, Cab / ROPS - Black <i>Available through Order Zone.</i>	In Catalog
	LP40897	Seats / Wheels / Tires: Camoplast Tracks (855D) <i>Available through Order Zone</i>	In Catalog
	LP33597	Sprayers / Pressure Washers: 25 Gallon Bed Sprayer <i>Available through Order Zone</i>	In Catalog
	LP19490	25 Gallon Portable Sprayer <i>Available through Order Zone</i>	In Catalog

JOHN DEERE COMMERCIAL PRODUCTS
HEAVY-DUTY CROSSOVER UTILITY VEHICLES AND EQUIPMENT

XUV 855D Olive & Black
Continued

CODE	ATTACHMENT IDENTIFIER	DESCRIPTION	SUGGESTED LIST PRICE USD (\$)
		ATTACHMENTS FOR FIELD CONVERSION Continued...	
	LP20852	45 Gallon Bed Sprayer <i>Available through Order Zone</i>	In Catalog
	LP22908	45 Gallon High Performance Sprayer <i>Available through Order Zone</i>	In Catalog
	LP20485	45 Gallon Tow-Behind Sprayer <i>Available through Order Zone</i>	In Catalog
	LP20853	90 Gallon Bed Sprayer <i>Available through Order Zone</i>	In Catalog
	LP22909	90 Gallon High Performance Bed Sprayer <i>Available through Order Zone</i>	In Catalog
	LPGP2700GH	GatorPal High Pressure Washer (2700 psi, Honda engine) <i>Contact Dealer for pricing.</i>	In Catalog
	LPGP2700GS	GatorPal High Pressure Washer (2700 psi, Subaru engine) <i>Contact Dealer for pricing.</i>	In Catalog
	LPGP3000GH	GatorPal High Pressure Washer (3000 psi, Honda engine) <i>Contact Dealer for pricing.</i>	In Catalog
	LPGP3000GS	GatorPal High Pressure Washer (3000 psi, Subaru engine) <i>Contact Dealer for pricing.</i>	In Catalog
	LP22885	HP 150 in. Precision Boom <i>Compatible with all High Performance Sprayers</i> <i>Available through Order Zone</i>	In Catalog
	LP39963	HP 45 Gallon Sprayer - Tow Behind <i>Available through Order Zone</i>	In Catalog
	LP22884	HP Boomless Nozzles <i>Compatible with all High Performance Sprayers</i> <i>Available through Order Zone</i>	In Catalog
	LP22911	HP Standard Gator Boom <i>Compatible with all High Performance Sprayers</i> <i>Available through Order Zone</i>	In Catalog
	BM24443	Winch: Warn® Winch (3000 lb) <i>Requires 2-Inch Receiver Multi-Mount Kit for Front or Rear Receiver Mount.</i>	770.40
	BM23105	Winch - 2 Inch Receiver Multi-Mount Kit	225.77
	BM21392	Winch Accessories Kit <i>Accessory kit includes 1/2" shackle, 9,000 lbs. maximum capacity snatch block, (2) 1"x8' tree trunk protectors, and (1) pair of WARN winching gloves.</i>	129.47

SERVICE CONTRACTS - RESIDENTIAL OWNERS/USE

Visit <http://www.JohnDeere.com/ServicePlans> for more information on John Deere Service Contracts. May not be Available in Parts of the U.S., Not Available in Canada. Price may vary due to driving distance and/or time from machine to dealership location.

JOHN DEERE COMMERCIAL PRODUCTS
HEAVY-DUTY CROSSOVER UTILITY VEHICLES AND EQUIPMENT

XUV 855D Olive & Black

Continued

CODE	ATTACHMENT IDENTIFIER	DESCRIPTION	SUGGESTED LIST PRICE USD (\$)
SERVICE CONTRACTS - RESIDENTIAL OWNERS/USE			
Continued...			
		John Deere Extended Service Plan - 2-Year Option <i>Available for T-Series, HPX and XUV utility vehicles only.)</i> <i>2-year extended service plan. (1 year of extended service protection);</i> <i>2-years of warranty transportation.</i>	399.99
		John Deere Extended Service Plan - 3-Year Option <i>3-year extended service plan. (2 years of extended service protection);</i> <i>3-years of warranty transportation.</i>	569.99

JOHN DEERE COMMERCIAL PRODUCTS

HEAVY-DUTY CROSSOVER UTILITY VEHICLES AND EQUIPMENT

XUV 855D Power Steering Olive & Black Equipment for Base Machine

ENGINE:	(IRS) with 9 inches (228.6mm) of travel	1,400 Lb (635 kg) Total Payload Capacity which Includes:
22.8 Engine HP*(854cc),	Integrated 2" Rear Receiver	200 Lb (91 kg) Driver,
Three Cylinder, Liquid-cooled,	12.4 ft. Turning Radius	200 Lb (91 kg) Passenger, and
Overhead Valves	Ground Clearance: 11 In. (267 mm)	1000 Lb (454 kg) in Cargo Box
4-Cycle Diesel	Ground Clearance (Under Foot Platform): 12.25 In (311 mm)	Towing Capacity:
Full Pressure Lubrication System	FRAME/STYLED PARTS:	1,500 Lb (680kg)
Replaceable Single Dry-Type Element Air Cleaner with Remote Intake	Hydroform Technology Frame	CARGO BOX:
7.0 Gallon (26.49L) Fuel Capacity	PC/ASA (JDLOY) Hood and Fenders	45 In. Long x 52 In. Wide x 12 In. Deep
Solid-state Ignition (12V) Spark-arresting Muffler	OCCUPANT PROTECTION SYSTEM(OPS): 1.75 In. (44.4 mm) Steel Tubular Overhead Structure	(1,143mm x 1321mm x 305mm)
ELECTRICAL:	Multiple Passenger Handholds	16.4cu. ft (.46 cu.m) Capacity
Electric Start	3-pt. Seat Belts	1000 Lbs (454 kg) Box Capacity
55 Amp 3-Phase Alternator	SAE J2194 & OSHA ROPS Certified OPERATOR STATION:	Tilting Box
480 CCA Battery	High-back Bucket Seats	Hinged (Bottom) Tailgate
Two 37.5 Watt Halogen Headlights	7 In. (178 mm) Slide Rail Adjustment on Driver's Seat	Load Guard
TRANSAXLE/TRANSMISSION:	Hip Restraint Bars for Driver and Passenger	TIRES:
Continuously Variable Transmission	Passenger Grab Handles	Front: 26x9-12 Ancla XT (Extreme Terrain Tires)
Full Clutch Enclosure	Glove Box	Rear: 26x11-12 Ancla XT (Extreme Terrain Tires)
Two-speed Transaxle	Storage Compartment Under Hood	SAFETY VIDEO TAPE:
Operator Selectable 4WD	Two Cup Holders	Safety and Operational DVD Operators Manual
32 mph (51 kph) Maximum Forward Speed	Instrument gauge with 4 wheel-drive indicator, RPM, MPH/KPH, time of day, fuel level, total miles and hour meters	*Engine HP is Provided by the Engine Manufacturer to be Used for Comparison Purposes Only, Actual Operating HP will be Less.
On-demand True Four-Wheel Drive System	12v DC Outlet	Safety and Operational DVD Operators Manual
Auto Locking Front Differential Traction Assist	FRONTAL PROTECTION:	*Engine HP is Provided by the Engine Manufacturer to be Used for Comparison Purposes Only, Actual Operating HP will be Less.
Front and Rear Hydraulic Disk Brakes	Heavy-Duty Front Bumper	
Hand-operated Sealed Wet Disk Park brake	Integrated 2 Inch Front Receiver Hitch	
1.3 In. (27mm) Forged Rear Axles	REAR PROTECTION:	
STEERING/SUSPENSION:	Engine carrier close ut panel	
Power Steering	DIMENSIONS(WITH OPS):	
Rack and Pinion Steering	116 In. Long x 62 In. Wide x 75 Inches High	
Independent Front Suspension (IRS) with 8 inches (203mm) of travel	PAYLOAD CAPACITY:	
Independent Rear Suspension		

CODE	ATTACHMENT IDENTIFIER	DESCRIPTION	SUGGESTED LIST PRICE USD (\$)
------	-----------------------	-------------	-------------------------------

Select One Code From Each Required Category

BASE MACHINE

F.O.B. Janesville, Wisconsin

398KM	XUV 855D Power Steering Olive & Black <i>Base Machine Suggested List Price Does Not Include \$400 USD Destination Charge.</i>	13,699.00
-------	--	-----------

DESTINATION

0202	US/Canada	In Base Price
0230	Australia/New Zealand	Same Price

JOHN DEERE COMMERCIAL PRODUCTS
HEAVY-DUTY CROSSOVER UTILITY VEHICLES AND EQUIPMENT

XUV 855D Power Steering Olive & Black

Continued

CODE	ATTACHMENT IDENTIFIER	DESCRIPTION	SUGGESTED LIST PRICE USD (\$)
0195		DESTINATION Continued... Mexico	Same Price
0250		All Other Countries	Same Price
0179		Europe	312.00
WHEELS WITH TIRES (FOUR)			
1000		Black Steel Wheels Terra Hawk All Terrain Tires	Same Price
1001		Black Steel Wheels Ancla M-T Extreme Terrain Tire	In Base Price
1002		Black Alloy Wheels Maxxis Bighorn Radial Tires	823.00
1003		Silver Alloy Wheels Maxxis Bighorn Radial Tires	823.00
DRIVER SEAT			
2000		21 In. Standard XUV HB Seat - Black	In Base Price
2001		Bench Seat - Black	Same Price
2002		High Performance Sport Seat - Black	296.00
DELUXE CARGO BOX			
3000		Deluxe Cargo Box - with Paint	In Base Price
3001		Deluxe Cargo Box - with Polyurea	264.00
3002		Deluxe Cargo Box with Polyurea Liner, Brake, Tail, Reverse Lights & Light Protector	496.00
OVERHEAD PROTECTION STRUCTURES (OPS)			
4000		OPS	In Base Price
4002		Deluxe Cab Frame/Including Windshield, Wiper, Electrical Kit and Rear Window	2,368.00
4008		OPS with Black Poly Roof	416.00
POWER AND FRONT PROTECTION PACKAGE			
5000		Power and Front Protection Package Package Consists of: Power Lift, Heavy Duty Front Brushguard, Heavy Duty Front Fender Guard, Floor Mats <i>Package Priced at 10% discount.</i>	1,261.00
5010		Manual Lift <i>Must order 5010 option code when ordering 6000 option code.</i>	In Base Price
REAR PROTECTION PACKAGE			
5100		Rear Protection Package Package Consists of: Rear Bumper, Bed Mat, Cargo Box Heavy Duty Fender Guards <i>Package Priced at 10% discount.</i>	494.00
5110		Less Rear Protection Package	In Base Price

JOHN DEERE COMMERCIAL PRODUCTS
HEAVY-DUTY CROSSOVER UTILITY VEHICLES AND EQUIPMENT

XUV 855D Power Steering Olive & Black
Continued

CODE	ATTACHMENT IDENTIFIER	DESCRIPTION	SUGGESTED LIST PRICE USD (\$)
FRONT BRUSH GUARD			
6000		Heavy Duty Front Brushguard	233.00
6010		Less Front Brush Guard <i>Must order 6010 option code when ordering 5000 option code.</i>	In Base Price
HOOD RACK			
6300		Front Hood Rack XUV <i>Must order 5000 or 6000 option code when ordering 6300 option code.</i>	226.00
6310		Less Front Hood Rack XUV <i>Must order 6310 option code when ordering 4002 option code.</i>	In Base Price
Attachments-Order as Desired			
9435		Spanish North American Kit: Spanish North American Operator's Manual and Decal Kit	No Charge
ATTACHMENTS FOR FIELD CONVERSION			
Blades:			
LP25355		Heavy Duty POWERtach Blade - 72" <i>Available through Order Zone</i>	In Catalog
LPPK140		POWERtach Deflector Shield <i>Available through Order Zone</i>	In Catalog
LPPK120		POWERtach Markers <i>Available through Order Zone</i>	In Catalog
LPPWBK72		POWERtach Poly Wear Bar <i>Available through Order Zone</i>	In Catalog
LPPK150		POWERtach Rubber Squeegee <i>Available through Order Zone</i>	In Catalog
LPPK160		POWERtach Skid Shoes <i>Available through Order Zone</i>	In Catalog
Cabs/Roofs/Windshields:			
BM23638		Air Cleaner Relocation Kit (Diesel) <i>Quiet Cab Kit for Deluxe Cab. Requires Noise Reduction Kit. Can also be used with Poly Cab for noise reduction.</i>	61.37
BM23608		Cab Heater <i>Requires Cab Heater Fitting Kit.</i>	1,130.99
VGB10548		Cab Heater Fitting Kit	23.54
BM23498		Deluxe Cab Frame <i>Requires Seat Belt Kit, Glass Door Kit, Glass Windshield with Wiper, and Rear Window Kit to complete full Deluxe Cab.</i>	1,443.43
VGB10505		Electrical Kit <i>Required for field installed Deluxe cabs.</i>	94.16

JOHN DEERE COMMERCIAL PRODUCTS
HEAVY-DUTY CROSSOVER UTILITY VEHICLES AND EQUIPMENT

XUV 855D Power Steering Olive & Black
Continued

CODE	ATTACHMENT IDENTIFIER	DESCRIPTION	SUGGESTED LIST PRICE USD (\$)
		ATTACHMENTS FOR FIELD CONVERSION Continued...	
	BM24560	Glass Door Kit - Deluxe Cab	2,427.83
	BM23507	Glass Windshield with Wiper - Deluxe Cab	874.19
	BM21656	Interior Light Kit - Deluxe Cab <i>Requires Electrical Kit.</i>	58.86
	BM23750	Noise Reduction Kit (Gas & Diesel) <i>Quiet Cab Kit for Deluxe Cab. Requires Air Cleaner Relocation Kit.</i>	373.43
	BM23742	OPS Full No-Scratch Windshield <i>Not compatible with Deluxe Cab Frame. Compatible with poly cab.</i>	531.79
	BM23741	OPS Full Poly Windshield <i>Not compatible with Deluxe Cab Frame. Compatible with poly cab.</i>	423.71
	BM23743	OPS Glass Windshield with Wiper <i>Not compatible with Deluxe Cab Frame. Compatible with poly cab.</i>	874.19
	BM23740	OPS Half Poly Windshield <i>Not compatible with Deluxe Cab Frame.</i>	339.19
	BM24115	OPS Poly Roof - Black	445.11
	BM24561	OPS Rear Panel <i>Part of the Poly cab, or can be mounted on the OPS alone. Requires full windshield, poly cab doors, and poly roof to complete poly cab.</i>	502.90
	LP10314	OPS Side Mirror - Left <i>Available through Order Zone.</i>	In Catalog
	LP10315	OPS Side Mirror - Right <i>Available through Order Zone.</i>	In Catalog
	LP93127	OPS Soft Roof - Black <i>Available through Order Zone</i>	In Catalog
	BM24117	Poly Cab Doors <i>Includes left and right doors, with side mirrors. Requires full windshield, OPS rear panel, and poly roof to complete poly cab.</i>	2,675.00
	BM23505	Rear Window Kit - Deluxe Cab	225.77
	BM23755	Seat Belt Kit <i>Required with Deluxe Cab Frame</i>	144.46
	BM23508	Side Mirrors - Deluxe Cab	129.47
	BM21646	Visor (1) Kit - Deluxe cab	70.61
	BM23534	Windshield Washer Fluid Kit - Deluxe Cab <i>Requires Electrical Kit.</i>	173.34
		Cargo Box Options / Storage:	
	BM23849	5 Gallon Pail Holder	38.51
	BM22772	Cargo Box Bed Mat	119.84

JOHN DEERE COMMERCIAL PRODUCTS
HEAVY-DUTY CROSSOVER UTILITY VEHICLES AND EQUIPMENT

XUV 855D Power Steering Olive & Black

Continued

CODE	ATTACHMENT IDENTIFIER	DESCRIPTION	SUGGESTED LIST PRICE USD (\$)
		ATTACHMENTS FOR FIELD CONVERSION Continued...	
	BM22769	Cargo Box Divider	191.53
	BM22811	Cargo Box FenderGuard <i>Requires Rear Bumper</i>	191.53
	BM23694	Cargo Box Power Lift Kit	858.14
	BM22774	Cargo Box Side Extension Kit	511.46
	LP19880	Deluxe Cargo Box Cover - Black <i>Available through Order Zone</i>	In Catalog
	BM22980	Front Hood Rack <i>Requires Front Brush Guard.</i>	241.81
	LP30320	Fuel Pack <i>Available through Order Zone</i>	In Catalog
	LP19878	Gator Gear Organizer - Black <i>Available through Order Zone</i>	In Catalog
	LP19886	Gator Tool Box <i>Contact Dealer for pricing.</i>	In Catalog
	LP93117	OPS Overhead Organizer - Black <i>Available through Order Zone</i>	In Catalog
	LP46485	Ratcheting Rhino Grip <i>Available through Order Zone.</i>	In Catalog
	LP25929	Rhino Grip XL - Double <i>Available through Order Zone.</i>	In Catalog
	LP25928	Rhino Grip XL - Single <i>Available through Order Zone.</i>	In Catalog
	LP19882	Saw Press Bracket <i>Available through Order Zone</i>	In Catalog
	BM22775	Side Tool Rack	304.96
	LP93207	Soft Rear Screen and Organizer - Black <i>Available through Order Zone</i>	In Catalog
		Carts / Hitches:	
	LPPCT10LXATV	10AT Cart <i>Available through Order Zone</i>	In Catalog
	LPPCT17ATJD	17AT Cart <i>Available through Order Zone.</i>	In Catalog
	LPUT21JD	21 Steel Utility Cart <i>Available through Order Zone</i>	In Catalog
	PM05101	Ball Mount - 1.875 in. (48mm)	See Parts
	PM05201	Ball Mount - 2 in. (51mm)	See Parts

JOHN DEERE COMMERCIAL PRODUCTS
HEAVY-DUTY CROSSOVER UTILITY VEHICLES AND EQUIPMENT

XUV 855D Power Steering Olive & Black
Continued

CODE	ATTACHMENT IDENTIFIER	DESCRIPTION	SUGGESTED LIST PRICE USD (\$)
		ATTACHMENTS FOR FIELD CONVERSION Continued...	
	BM22290	Drawbar - 2 in. (51mm)	38.51
		Custom & High Performance:	
	BM24021	Fox ® High Performance Racing Shox	1,758.01
	BM22703	Seat-Belt Comfort Strap (2) <i>Also compatible with Deluxe Cab.</i>	77.04
	BM24453	Stereo Mounting Kit <i>Includes mounting kit only; must choose one of the following three head units to have complete stereo:</i> <i>Radio, Heavy Duty AM / FM / WB / AUX (SWJHD1120)</i> <i>Radio, Heavy Duty AM / FM / WB / SAT / I-POD (SWJHD1620)</i> <i>Radio, AM / FM / WB / CD / AUX / SAT Ready (SWJHD3620)</i> <i>Must order head unit through Parts. Stereo Mounting Kit not compatible with Deluxe Cab.</i>	521.09
		Engine:	
	AM882530	Adaptor Parts for Engine Coolant Heater	See Parts
	AR87167	Engine Coolant Heater (110 Volt) <i>Requires adapter parts for engine coolant heater. Requires AM134805 Engine Block Heater Adapter.</i>	See Parts
		Hunting / Camo:	
	LP19884	Cargo Box Gun Mount - Black <i>Available through Order Zone</i>	In Catalog
	LP10319	Gun Mount Kit - Overhead <i>Includes 2 Gun Boot VI.</i> <i>Available through Order Zone</i>	In Catalog
	LP93103	Vehicle Cover, Cab / ROPS - Camo <i>Fits all Models Equipped with OPS and Deluxe Cab Structure.</i> <i>Available through Order Zone</i>	In Catalog
		Lights / Signals:	
	BM24726	Backup Alarm	74.56
	BM24013	Beacon Light <i>Requires OPS Poly Roof and OPS Switch Bank.</i>	219.36
	BM21649	Beacon Light Kit - Deluxe Cab <i>Requires Electrical Kit.</i>	371.29
	BM24591	Brake / Tail Light Kit	160.50
	BM24586	Deluxe Signal Light Kit <i>Includes Turn Signals (Front & Rear), 4-Way Flashers, Brake, Tail & Reverse Lights.</i>	374.50
	BM24587	Deluxe Signal Light Kit <i>Includes Turn Signals (Front & Rear) and 4-Way Flashers. Compatible with the 825i and 825i S4 vehicles equipped with the 3000 cargo box option code or 625i, 855D and 855D S4 vehicles equipped with the 3002 Cargo Box option code which already includes the brake & tail lights.</i>	171.20
	BM21651	Front Light Kit - Deluxe Cab <i>Requires Electrical Kit.</i>	293.19

JOHN DEERE COMMERCIAL PRODUCTS
HEAVY-DUTY CROSSOVER UTILITY VEHICLES AND EQUIPMENT

XUV 855D Power Steering Olive & Black

Continued

CODE	ATTACHMENT IDENTIFIER	DESCRIPTION	SUGGESTED LIST PRICE USD (\$)
		ATTACHMENTS FOR FIELD CONVERSION Continued...	
	BM23442	Hella HID Sport Driving Lights <i>Requires OPS Switch Bank for OPS or poly roof mounting, or Front Brushguard for bumper mounting.</i>	935.19
	BM24108	Hella Performance Spot Lights <i>Requires OPS Switch Bank for OPS or poly roof mounting, or Front Brushguard for bumper mounting.</i>	343.47
	BM23370	Horn Kit	97.37
	BM24090	Long Range Light Kit <i>Can also mount behind front bumper cover directly to frame. Requires OPS Switch Bank for OPS or poly roof mounting, or Front Brushguard for brushguard mounting.</i>	191.53
	BM24016	Mid-Range Light Kit <i>Requires OPS Switch Bank for OPS or poly roof mounting. Can be installed on the front or rear of OPS or roof.</i>	123.06
	BM24089	OPS Switch Bank <i>Accommodates up to three separate OPS accessory kits.</i>	67.41
	BM21652	Rear Light Kit - Deluxe Cab <i>Requires Electrical Kit.</i>	217.21
	BM23727	Protection: Deflector Plate	55.64
	BM24282	Floormat <i>Also front floormat on S4</i>	78.11
	BM24463	Front CV Guards	114.49
	BM22987	Heavy Duty Fender Guard <i>Compatible with Standard Front Bumper.</i>	215.07
	BM22841	Heavy Duty Front Brush Guard	249.31
	BM22767	Heavy Duty Rear Bumper	236.47
	BM22962	Rear CV Guards	114.49
	BM22773	Tail Light Protectors	89.89
	LP93107	Vehicle Cover, Cab / ROPS - Black <i>Available through Order Zone.</i>	In Catalog
	LP40897	Seats / Wheels / Tires: Camoplast Tracks (855D) <i>Available through Order Zone</i>	In Catalog
	LP33597	Sprayers / Pressure Washers: 25 Gallon Bed Sprayer <i>Available through Order Zone</i>	In Catalog
	LP19490	25 Gallon Portable Sprayer <i>Available through Order Zone</i>	In Catalog

JOHN DEERE COMMERCIAL PRODUCTS
HEAVY-DUTY CROSSOVER UTILITY VEHICLES AND EQUIPMENT

XUV 855D Power Steering Olive & Black
Continued

CODE	ATTACHMENT IDENTIFIER	DESCRIPTION	SUGGESTED LIST PRICE USD (\$)
		ATTACHMENTS FOR FIELD CONVERSION Continued...	
	LP20852	45 Gallon Bed Sprayer <i>Available through Order Zone</i>	In Catalog
	LP22908	45 Gallon High Performance Sprayer <i>Available through Order Zone</i>	In Catalog
	LP20485	45 Gallon Tow-Behind Sprayer <i>Available through Order Zone</i>	In Catalog
	LP20853	90 Gallon Bed Sprayer <i>Available through Order Zone</i>	In Catalog
	LP22909	90 Gallon High Performance Bed Sprayer <i>Available through Order Zone</i>	In Catalog
	LPGP2700GH	GatorPal High Pressure Washer (2700 psi, Honda engine) <i>Contact Dealer for pricing.</i>	In Catalog
	LPGP2700GS	GatorPal High Pressure Washer (2700 psi, Subaru engine) <i>Contact Dealer for pricing.</i>	In Catalog
	LPGP3000GH	GatorPal High Pressure Washer (3000 psi, Honda engine) <i>Contact Dealer for pricing.</i>	In Catalog
	LPGP3000GS	GatorPal High Pressure Washer (3000 psi, Subaru engine) <i>Contact Dealer for pricing.</i>	In Catalog
	LP22885	HP 150 in. Precision Boom <i>Compatible with all High Performance Sprayers</i> <i>Available through Order Zone</i>	In Catalog
	LP39963	HP 45 Gallon Sprayer - Tow Behind <i>Available through Order Zone</i>	In Catalog
	LP22884	HP Boomless Nozzles <i>Compatible with all High Performance Sprayers</i> <i>Available through Order Zone</i>	In Catalog
	LP22911	HP Standard Gator Boom <i>Compatible with all High Performance Sprayers</i> <i>Available through Order Zone</i>	In Catalog
	BM24443	Winch: Warn® Winch (3000 lb) <i>Requires 2-Inch Receiver Multi-Mount Kit for Front or Rear Receiver Mount.</i>	770.40
	BM23105	Winch - 2 Inch Receiver Multi-Mount Kit	225.77
	BM21392	Winch Accessories Kit <i>Accessory kit includes 1/2" shackle, 9,000 lbs. maximum capacity snatch block, (2) 1"x8' tree trunk protectors, and (1) pair of WARN winching gloves.</i>	129.47

SERVICE CONTRACTS - RESIDENTIAL OWNERS/USE

Visit <http://www.JohnDeere.com/ServicePlans> for more information on John Deere Service Contracts. May not be Available in Parts of the U.S., Not Available in Canada. Price may vary due to driving distance and/or time from machine to dealership location.

JOHN DEERE COMMERCIAL PRODUCTS
HEAVY-DUTY CROSSOVER UTILITY VEHICLES AND EQUIPMENT

XUV 855D Power Steering Olive & Black

Continued

CODE	ATTACHMENT IDENTIFIER	DESCRIPTION	SUGGESTED LIST PRICE USD (\$)
SERVICE CONTRACTS - RESIDENTIAL OWNERS/USE			
Continued...			
		John Deere Extended Service Plan - 2-Year Option <i>Available for T-Series, HPX and XUV utility vehicles only.)</i> <i>2-year extended service plan. (1 year of extended service protection);</i> <i>2-years of warranty transportation.</i>	399.99
		John Deere Extended Service Plan - 3-Year Option <i>3-year extended service plan. (2 years of extended service protection);</i> <i>3-years of warranty transportation.</i>	569.99

JOHN DEERE COMMERCIAL PRODUCTS

HEAVY-DUTY CROSSOVER UTILITY VEHICLES AND EQUIPMENT

XUV 855D Camo

Equipment for Base Machine

ENGINE:
 22.8 Engine HP*(854cc),
 Three Cylinder, Liquid-cooled,
 Overhead Valves
 4-Cycle Diesel
 Full Pressure Lubrication
 System
 Replaceable Single Dry-Type
 Element Air Cleaner with
 Remote Intake
 7.0 Gallon (26.49L) Fuel
 Capacity
 Solid-state Ignition (12V)
 Spark-arresting Muffler
 ELECTRICAL:
 Electric Start
 55 Amp 3-Phase Alternator
 480 CCA Battery
 Two 37.5 Watt Halogen
 Headlights
 TRANSAXLE/TRANSMISSION:
 Continuously Variable
 Transmission
 Full Clutch Enclosure
 Two-speed Transaxle
 Operator Selectable 4WD
 32 mph (51 kph) Maximum
 Forward Speed
 On-demand True Four-Wheel
 Drive System
 Auto Locking Front Differential
 Traction Assist
 Front and Rear Hydraulic Disk
 Brakes
 Hand-operated Sealed Wet Disk
 Park brake
 1.3 In. (27mm) Forged Rear
 Axles
 STEERING/SUSPENSION:
 Rack and Pinion Steering
 Independent Front Suspension
 (IRS) with 8 inches (203mm)
 of travel

Independent Rear Suspension
 (IRS) with 9 inches (228.6mm)
 of travel
 Integrated 2" Rear Receiver
 12.4 ft. Turning Radius
 Ground Clearance: 11 In.
 (267 mm)
 Ground Clearance
 (Under Foot Platform):
 12.25 In (311 mm)
 FRAME/STYLED PARTS:
 Hydroform Technology Frame
 PC/ASA (JDLOY) Hood and
 Fenders
 OCCUPANT PROTECTION SYSTEM(OPS):
 1.75 In. (44.4 mm) Steel Tubular
 Overhead Structure
 Multiple Passenger Handholds
 3-pt. Seat Belts
 SAE J2194 & OSHA ROPS Certified
 OPERATOR STATION:
 High-back Bucket Seats
 7 In. (178 mm) Slide Rail
 Adjustment on Driver's Seat
 Hip Restraint Bars for Driver
 and Passenger
 Passenger Grab Handles
 Glove Box
 Storage Compartment Under Hood
 Two Cup Holders
 Instrument gauge with 4
 wheel-drive indicator, RPM,
 MPH/KPH, time of day, fuel
 level, total miles and hour
 meters
 12v DC Outlet
 FRONTAL PROTECTION:
 Heavy-Duty Front Bumper
 Integrated 2 Inch Front Receiver
 Hitch
 REAR PROTECTION:
 Engine carrier close ut panel
 DIMENSIONS(WITH OPS):

116 In. Long x 62 In.
 Wide x 75 Inches High
 PAYLOAD CAPACITY:
 1,400 Lb (635 kg) Total Payload
 Capacity which Includes:
 200 Lb (91 kg) Driver,
 200 Lb (91 kg) Passenger, and
 1000 Lb (454 kg) in Cargo Box
 Towing Capacity:
 1,500 Lb (680kg)
 CARGO BOX:
 45 In. Long x 52 In. Wide x
 12 In. Deep
 (1,143mm x 1321mm x 305mm)
 16.4cu. ft (.46 cu.m) Capacity
 1000 Lbs (454 kg) Box Capacity
 Tilting Box
 Hinged (Bottom) Tailgate
 Load Guard
 TIRES:
 Front: 26x9-12 Ancla XT
 (Extreme Terrain Tires)
 Rear: 26x11-12 Ancla XT
 (Extreme Terrain Tires)
 SAFETY VIDEO TAPE:
 Safety and Operational DVD
 Operators Manual
 *Engine HP is Provided by the
 Engine Manufacturer to be Used
 for Comparison Purposes Only,
 Actual Operating HP will be
 Less.

CODE	ATTACHMENT IDENTIFIER	DESCRIPTION	SUGGESTED LIST PRICE USD (\$)
------	--------------------------	-------------	-------------------------------------

Select One Code From Each Required Category

BASE MACHINE

F.O.B. Janesville, Wisconsin

398HM	XUV 855D Camo <i>Base Machine Suggested List Price Does Not Include \$400 USD Destination Charge.</i>	13,149.00
-------	--	-----------

DESTINATION

0202	US/Canada	In Base Price
0230	Australia/New Zealand	Same Price
0195	Mexico	Same Price

JOHN DEERE COMMERCIAL PRODUCTS
HEAVY-DUTY CROSSOVER UTILITY VEHICLES AND EQUIPMENT

XUV 855D Camo
Continued

CODE	ATTACHMENT IDENTIFIER	DESCRIPTION	SUGGESTED LIST PRICE USD (\$)
DESTINATION Continued...			
0250		All Other Countries	Same Price
0179		Europe	312.00
WHEELS WITH TIRES (FOUR)			
1000		Black Steel Wheels Terra Hawk All Terrain Tires	Same Price
1001		Black Steel Wheels Ancla M-T Extreme Terrain Tire	In Base Price
1002		Black Alloy Wheels Maxxis Bighorn Radial Tires	823.00
1003		Silver Alloy Wheels Maxxis Bighorn Radial Tires	823.00
DRIVER SEAT			
2000		21 In. Standard XUV HB Seat - Black	In Base Price
2001		Bench Seat - Black	Same Price
2002		High Performance Sport Seat - Black	296.00
DELUXE CARGO BOX			
3000		Deluxe Cargo Box - with Paint	In Base Price
3001		Deluxe Cargo Box - with Polyurea	264.00
3002		Deluxe Cargo Box with Polyurea Liner, Brake, Tail, Reverse Lights & Light Protector	496.00
OVERHEAD PROTECTION STRUCTURES (OPS)			
4000		OPS	In Base Price
4002		Deluxe Cab Frame/Including Windshield, Wiper, Electrical Kit and Rear Window	2,368.00
4008		OPS with Black Poly Roof	416.00
POWER AND FRONT PROTECTION PACKAGE			
5000		Power and Front Protection Package Package Consists of: Power Lift, Heavy Duty Front Brushguard, Heavy Duty Front Fender Guard, Floor Mats <i>Package Priced at 10% discount.</i>	1,261.00
5010		Manual Lift <i>Must order 5010 option code when ordering 6000 option code.</i>	In Base Price
REAR PROTECTION PACKAGE			
5100		Rear Protection Package Package Consists of: Rear Bumper, Bed Mat, Cargo Box Heavy Duty Fender Guards <i>Package Priced at 10% discount.</i>	494.00
5110		Less Rear Protection Package	In Base Price
FRONT BRUSH GUARD			

JOHN DEERE COMMERCIAL PRODUCTS
HEAVY-DUTY CROSSOVER UTILITY VEHICLES AND EQUIPMENT

XUV 855D Camo

Continued

CODE	ATTACHMENT IDENTIFIER	DESCRIPTION	SUGGESTED LIST PRICE USD (\$)
6000		FRONT BRUSH GUARD Continued... Heavy Duty Front Brushguard	233.00
6010		Less Front Brush Guard <i>Must order 6010 option code when ordering 5000 option code.</i>	In Base Price

HOOD RACK

6300		Front Hood Rack XUV <i>Must order 5000 or 6000 option code when ordering 6300 option code.</i>	226.00
6310		Less Front Hood Rack XUV <i>Must order 6310 option code when ordering 4002 option code.</i>	In Base Price

Attachments-Order as Desired

9435		Spanish North American Kit: Spanish North American Operator's Manual and Decal Kit	No Charge
------	--	--	-----------

ATTACHMENTS FOR FIELD CONVERSION

	Blades:		
LP25355	Heavy Duty POWERtach Blade - 72" <i>Available through Order Zone</i>		In Catalog
LPPK140	POWERtach Deflector Shield <i>Available through Order Zone</i>		In Catalog
LPPK120	POWERtach Markers <i>Available through Order Zone</i>		In Catalog
LPPWBK72	POWERtach Poly Wear Bar <i>Available through Order Zone</i>		In Catalog
LPPK150	POWERtach Rubber Squeegee <i>Available through Order Zone</i>		In Catalog
LPPK160	POWERtach Skid Shoes <i>Available through Order Zone</i>		In Catalog
	Cabs/Roofs/Windshields:		
BM23638	Air Cleaner Relocation Kit (Diesel) <i>Quiet Cab Kit for Deluxe Cab. Requires Noise Reduction Kit. Can also be used with Poly Cab for noise reduction.</i>		61.37
BM23608	Cab Heater <i>Requires Cab Heater Fitting Kit.</i>		1,130.99
VGB10548	Cab Heater Fitting Kit		23.54
BM23498	Deluxe Cab Frame <i>Requires Seat Belt Kit, Glass Door Kit, Glass Windshield with Wiper, and Rear Window Kit to complete full Deluxe Cab.</i>		1,443.43
VGB10505	Electrical Kit <i>Required for field installed Deluxe cabs.</i>		94.16

JOHN DEERE COMMERCIAL PRODUCTS
HEAVY-DUTY CROSSOVER UTILITY VEHICLES AND EQUIPMENT

XUV 855D Camo
Continued

CODE	ATTACHMENT IDENTIFIER	DESCRIPTION	SUGGESTED LIST PRICE USD (\$)
		ATTACHMENTS FOR FIELD CONVERSION Continued...	
	BM24560	Glass Door Kit - Deluxe Cab	2,427.83
	BM23507	Glass Windshield with Wiper - Deluxe Cab	874.19
	BM21656	Interior Light Kit - Deluxe Cab <i>Requires Electrical Kit.</i>	58.86
	BM23750	Noise Reduction Kit (Gas & Diesel) <i>Quiet Cab Kit for Deluxe Cab. Requires Air Cleaner Relocation Kit.</i>	373.43
	BM23742	OPS Full No-Scratch Windshield <i>Not compatible with Deluxe Cab Frame. Compatible with poly cab.</i>	531.79
	BM23741	OPS Full Poly Windshield <i>Not compatible with Deluxe Cab Frame. Compatible with poly cab.</i>	423.71
	BM23743	OPS Glass Windshield with Wiper <i>Not compatible with Deluxe Cab Frame. Compatible with poly cab.</i>	874.19
	BM23740	OPS Half Poly Windshield <i>Not compatible with Deluxe Cab Frame.</i>	339.19
	BM24115	OPS Poly Roof - Black	445.11
	BM24320	OPS Poly Roof - Camo	802.50
	BM24561	OPS Rear Panel <i>Part of the Poly cab, or can be mounted on the OPS alone. Requires full windshield, poly cab doors, and poly roof to complete poly cab.</i>	502.90
	LP10314	OPS Side Mirror - Left <i>Available through Order Zone.</i>	In Catalog
	LP10315	OPS Side Mirror - Right <i>Available through Order Zone.</i>	In Catalog
	LP93127	OPS Soft Roof - Black <i>Available through Order Zone</i>	In Catalog
	LP93123	OPS Soft Roof - Camo <i>Available through Order Zone</i>	In Catalog
	BM24117	Poly Cab Doors <i>Includes left and right doors, with side mirrors. Requires full windshield, OPS rear panel, and poly roof to complete poly cab.</i>	2,675.00
	BM23505	Rear Window Kit - Deluxe Cab	225.77
	BM23755	Seat Belt Kit <i>Required with Deluxe Cab Frame</i>	144.46
	BM23508	Side Mirrors - Deluxe Cab	129.47
	BM21646	Visor (1) Kit - Deluxe cab	70.61
	BM23534	Windshield Washer Fluid Kit - Deluxe Cab <i>Requires Electrical Kit.</i>	173.34

JOHN DEERE COMMERCIAL PRODUCTS
HEAVY-DUTY CROSSOVER UTILITY VEHICLES AND EQUIPMENT

XUV 855D Camo
Continued

CODE	ATTACHMENT IDENTIFIER	DESCRIPTION	SUGGESTED LIST PRICE USD (\$)
ATTACHMENTS FOR FIELD CONVERSION Continued...			
		Cargo Box Options / Storage:	
	BM23849	5 Gallon Pail Holder	38.51
	BM22772	Cargo Box Bed Mat	119.84
	BM22769	Cargo Box Divider	191.53
	BM22811	Cargo Box FenderGuard <i>Requires Rear Bumper</i>	191.53
	BM23694	Cargo Box Power Lift Kit	858.14
	BM22774	Cargo Box Side Extension Kit	511.46
	LP19880	Deluxe Cargo Box Cover - Black <i>Available through Order Zone</i>	In Catalog
	BM22980	Front Hood Rack <i>Requires Front Brush Guard.</i>	241.81
	LP30320	Fuel Pack <i>Available through Order Zone</i>	In Catalog
	LP19878	Gator Gear Organizer - Black <i>Available through Order Zone</i>	In Catalog
	LP19886	Gator Tool Box <i>Contact Dealer for pricing.</i>	In Catalog
	LP93117	OPS Overhead Organizer - Black <i>Available through Order Zone</i>	In Catalog
	LP93113	OPS Overhead Organizer - Camo <i>Available through Order Zone</i>	In Catalog
	LP46485	Ratcheting Rhino Grip <i>Available through Order Zone.</i>	In Catalog
	LP25929	Rhino Grip XL - Double <i>Available through Order Zone.</i>	In Catalog
	LP25928	Rhino Grip XL - Single <i>Available through Order Zone.</i>	In Catalog
	LP19882	Saw Press Bracket <i>Available through Order Zone</i>	In Catalog
	BM22775	Side Tool Rack	304.96
	LP93207	Soft Rear Screen and Organizer - Black <i>Available through Order Zone</i>	In Catalog
		Carts / Hitches:	
	LPPCT10LXATV	10AT Cart <i>Available through Order Zone</i>	In Catalog
	LPPCT17ATJD	17AT Cart <i>Available through Order Zone.</i>	In Catalog

JOHN DEERE COMMERCIAL PRODUCTS
HEAVY-DUTY CROSSOVER UTILITY VEHICLES AND EQUIPMENT

XUV 855D Camo
Continued

CODE	ATTACHMENT IDENTIFIER	DESCRIPTION	SUGGESTED LIST PRICE USD (\$)
		ATTACHMENTS FOR FIELD CONVERSION Continued...	
	LPUT21JD	21 Steel Utility Cart <i>Available through Order Zone</i>	In Catalog
	PM05101	Ball Mount - 1.875 in. (48mm)	See Parts
	PM05201	Ball Mount - 2 in. (51mm)	See Parts
	BM22290	Drawbar - 2 in. (51mm)	38.51
	BM24021	Custom & High Performance: Fox ® High Performance Racing Shox	1,758.01
	BM22703	Seat-Belt Comfort Strap (2) <i>Also compatible with Deluxe Cab.</i>	77.04
	BM24453	Stereo Mounting Kit <i>Includes mounting kit only; must choose one of the following three head units to have complete stereo:</i> <i>Radio, Heavy Duty AM / FM / WB / AUX (SWJHD1120)</i> <i>Radio, Heavy Duty AM / FM / WB / SAT / I-POD (SWJHD1620)</i> <i>Radio, AM / FM / WB / CD / AUX / SAT Ready (SWJHD3620)</i> <i>Must order head unit through Parts. Stereo Mounting Kit not compatible with Deluxe Cab.</i>	521.09
	AM882530	Engine: Adaptor Parts for Engine Coolant Heater	See Parts
	AR87167	Engine Coolant Heater (110 Volt) <i>Requires adapter parts for engine coolant heater. Requires AM134805 Engine Block Heater Adapter.</i>	See Parts
	LP19884	Hunting / Camo: Cargo Box Gun Mount - Black <i>Available through Order Zone</i>	In Catalog
	LP19879	Deluxe Cargo Box Cover- Camo <i>Available through Order Zone</i>	In Catalog
	LP19877	Gator Gear Organizer (Camo) <i>Available through Order Zone</i>	In Catalog
	LP10319	Gun Mount Kit - Overhead <i>Includes 2 Gun Boot VI.</i> <i>Available through Order Zone</i>	In Catalog
	LP93103	Vehicle Cover, Cab / ROPS - Camo <i>Fits all Models Equipped with OPS and Deluxe Cab Structure.</i> <i>Available through Order Zone</i>	In Catalog
	BM24726	Lights / Signals: Backup Alarm	74.56
	BM24013	Beacon Light <i>Requires OPS Poly Roof and OPS Switch Bank.</i>	219.36
	BM21649	Beacon Light Kit - Deluxe Cab <i>Requires Electrical Kit.</i>	371.29
	BM24591	Brake / Tail Light Kit	160.50

JOHN DEERE COMMERCIAL PRODUCTS
HEAVY-DUTY CROSSOVER UTILITY VEHICLES AND EQUIPMENT

XUV 855D Camo
Continued

CODE	ATTACHMENT IDENTIFIER	DESCRIPTION	SUGGESTED LIST PRICE USD (\$)
		ATTACHMENTS FOR FIELD CONVERSION Continued...	
	BM24586	Deluxe Signal Light Kit <i>Includes Turn Signals (Front & Rear), 4-Way Flashers, Brake, Tail & Reverse Lights.</i>	374.50
	BM24587	Deluxe Signal Light Kit <i>Includes Turn Signals (Front & Rear) and 4-Way Flashers. Compatible with the 825i and 825i S4 vehicles equipped with the 3000 cargo box option code or 625i, 855D and 855D S4 vehicles equipped with the 3002 Cargo Box option code which already includes the brake & tail lights.</i>	171.20
	BM21651	Front Light Kit - Deluxe Cab <i>Requires Electrical Kit.</i>	293.19
	BM23442	Hella HID Sport Driving Lights <i>Requires OPS Switch Bank for OPS or poly roof mounting, or Front Brushguard for bumper mounting.</i>	935.19
	BM24108	Hella Performance Spot Lights <i>Requires OPS Switch Bank for OPS or poly roof mounting, or Front Brushguard for bumper mounting.</i>	343.47
	BM23370	Horn Kit	97.37
	BM24090	Long Range Light Kit <i>Can also mount behind front bumper cover directly to frame. Requires OPS Switch Bank for OPS or poly roof mounting, or Front Brushguard for brushguard mounting.</i>	191.53
	BM24016	Mid-Range Light Kit <i>Requires OPS Switch Bank for OPS or poly roof mounting. Can be installed on the front or rear of OPS or roof.</i>	123.06
	BM24089	OPS Switch Bank <i>Accommodates up to three separate OPS accessory kits.</i>	67.41
	BM21652	Rear Light Kit - Deluxe Cab <i>Requires Electrical Kit.</i>	217.21
	BM23727	Protection: Deflector Plate	55.64
	BM24282	Floormat <i>Also front floormat on S4</i>	78.11
	BM24463	Front CV Guards	114.49
	BM22987	Heavy Duty Fender Guard <i>Compatible with Standard Front Bumper.</i>	215.07
	BM22841	Heavy Duty Front Brush Guard	249.31
	BM22767	Heavy Duty Rear Bumper	236.47
	BM22962	Rear CV Guards	114.49
	BM22773	Tail Light Protectors	89.89
	LP93107	Vehicle Cover, Cab / ROPS - Black <i>Available through Order Zone.</i>	In Catalog

JOHN DEERE COMMERCIAL PRODUCTS
HEAVY-DUTY CROSSOVER UTILITY VEHICLES AND EQUIPMENT

XUV 855D Camo

Continued

CODE	ATTACHMENT IDENTIFIER	DESCRIPTION	SUGGESTED LIST PRICE USD (\$)
ATTACHMENTS FOR FIELD CONVERSION Continued...			
		Seats / Wheels / Tires:	
	LP40897	Camoplast Tracks (855D) <i>Available through Order Zone</i>	In Catalog
		Sprayers / Pressure Washers:	
	LP33597	25 Gallon Bed Sprayer <i>Available through Order Zone</i>	In Catalog
	LP19490	25 Gallon Portable Sprayer <i>Available through Order Zone</i>	In Catalog
	LP20852	45 Gallon Bed Sprayer <i>Available through Order Zone</i>	In Catalog
	LP22908	45 Gallon High Performance Sprayer <i>Available through Order Zone</i>	In Catalog
	LP20485	45 Gallon Tow-Behind Sprayer <i>Available through Order Zone</i>	In Catalog
	LP20853	90 Gallon Bed Sprayer <i>Available through Order Zone</i>	In Catalog
	LP22909	90 Gallon High Performance Bed Sprayer <i>Available through Order Zone</i>	In Catalog
	LPGP2700GH	GatorPal High Pressure Washer (2700 psi, Honda engine) <i>Contact Dealer for pricing.</i>	In Catalog
	LPGP2700GS	GatorPal High Pressure Washer (2700 psi, Subaru engine) <i>Contact Dealer for pricing.</i>	In Catalog
	LPGP3000GH	GatorPal High Pressure Washer (3000 psi, Honda engine) <i>Contact Dealer for pricing.</i>	In Catalog
	LPGP3000GS	GatorPal High Pressure Washer (3000 psi, Subaru engine) <i>Contact Dealer for pricing.</i>	In Catalog
	LP22885	HP 150 in. Precision Boom <i>Compatible with all High Performance Sprayers</i> <i>Available through Order Zone</i>	In Catalog
	LP39963	HP 45 Gallon Sprayer - Tow Behind <i>Available through Order Zone</i>	In Catalog
	LP22884	HP Boomless Nozzles <i>Compatible with all High Performance Sprayers</i> <i>Available through Order Zone</i>	In Catalog
	LP22911	HP Standard Gator Boom <i>Compatible with all High Performance Sprayers</i> <i>Available through Order Zone</i>	In Catalog
		Winch:	
	BM24443	Warn® Winch (3000 lb) <i>Requires 2-Inch Receiver Multi-Mount Kit for Front or Rear Receiver Mount.</i>	770.40
	BM23105	Winch - 2 Inch Receiver Multi-Mount Kit	225.77

JOHN DEERE COMMERCIAL PRODUCTS
HEAVY-DUTY CROSSOVER UTILITY VEHICLES AND EQUIPMENT

XUV 855D Camo
Continued

CODE	ATTACHMENT IDENTIFIER	DESCRIPTION	SUGGESTED LIST PRICE USD (\$)
		ATTACHMENTS FOR FIELD CONVERSION Continued...	
	BM21392	Winch Accessories Kit <i>Accessory kit includes 1/2" shackle, 9,000 lbs. maximum capacity snatch block, (2) 1"x8' tree trunk protectors, and (1) pair of WARN winching gloves.</i>	129.47
		SERVICE CONTRACTS - RESIDENTIAL OWNERS/USE	
		<i>Visit http://www.JohnDeere.com/ServicePlans for more information on John Deere Service Contracts. May not be Available in Parts of the U.S., Not Available in Canada. Price may vary due to driving distance and/or time from machine to dealership location.</i>	
		John Deere Extended Service Plan - 2-Year Option <i>Available for T-Series, HPX and XUV utility vehicles only.) 2-year extended service plan. (1 year of extended service protection); 2-years of warranty transportation.</i>	399.99
		John Deere Extended Service Plan - 3-Year Option <i>3-year extended service plan. (2 years of extended service protection); 3-years of warranty transportation.</i>	569.99

JOHN DEERE COMMERCIAL PRODUCTS

HEAVY-DUTY CROSSOVER UTILITY VEHICLES AND EQUIPMENT

XUV 855D Power Steering Camo Equipment for Base Machine

ENGINE:	(IRS) with 9 inches (228.6mm)	1,400 Lb (635 kg) Total Payload
22.8 Engine HP*(854cc),	of travel	Capacity which Includes:
Three Cylinder, Liquid-cooled,	Integrated 2" Rear Receiver	200 Lb (91 kg) Driver,
Overhead Valves	12.4 ft. Turning Radius	200 Lb (91 kg) Passenger, and
4-Cycle Diesel	Ground Clearance: 11 In.	1000 Lb (454 kg) in Cargo Box
Full Pressure Lubrication	(267 mm)	Towing Capacity:
System	Ground Clearance	1,500 Lb (680kg)
Replaceable Single Dry-Type	(Under Foot Platform):	CARGO BOX:
Element Air Cleaner with	12.25 In (311 mm)	45 In. Long x 52 In. Wide x
Remote Intake	FRAME/STYLED PARTS:	12 In. Deep
7.0 Gallon (26.49L) Fuel	Hydroform Technology Frame	(1,143mm x 1321mm x 305mm)
Capacity	PC/ASA (JDLOY) Hood and	16.4cu. ft (.46 cu.m) Capacity
Solid-state Ignition (12V)	Fenders	1000 Lbs (454 kg) Box Capacity
Spark-arresting Muffler	OCCUPANT PROTECTION SYSTEM(OPS):	Tilting Box
ELECTRICAL:	1.75 In. (44.4 mm) Steel Tubular	Hinged (Bottom) Tailgate
Electric Start	Overhead Structure	Load Guard
55 Amp 3-Phase Alternator	Multiple Passenger Handholds	TIRES:
480 CCA Battery	3-pt. Seat Belts	Front: 26x9-12 Ancla XT
Two 37.5 Watt Halogen	SAE J2194 & OSHA ROPS Certified	(Extreme Terrain Tires)
Headlights	OPERATOR STATION:	Rear: 26x11-12 Ancla XT
TRANSAXLE/TRANSMISSION:	High-back Bucket Seats	(Extreme Terrain Tires)
Continuously Variable	7 In. (178 mm) Slide Rail	SAFETY VIDEO TAPE:
Transmission	Adjustment on Driver's Seat	Safety and Operational DVD
Full Clutch Enclosure	Hip Restraint Bars for Driver	Operators Manual
Two-speed Transaxle	and Passenger	*Engine HP is Provided by the
Operator Selectable 4WD	Passenger Grab Handles	Engine Manufacturer to be Used
32 mph (51 kph) Maximum	Glove Box	for Comparison Purposes Only,
Forward Speed	Storage Compartment Under Hood	Actual Operating HP will be
On-demand True Four-Wheel	Two Cup Holders	Less.
Drive System	Instrument gauge with 4	Safety and Operational DVD
Auto Locking Front Differential	wheel-drive indicator, RPM,	Operators Manual
Traction Assist	MPH/KPH, time of day, fuel	*Engine HP is Provided by the
Front and Rear Hydraulic Disk	level, total miles and hour	Engine Manufacturer to be Used
Brakes	meters	for Comparison Purposes Only,
Hand-operated Sealed Wet Disk	12v DC Outlet	Actual Operating HP will be
Park brake	FRONTAL PROTECTION:	Less.
1.3 In. (27mm) Forged Rear	Heavy-Duty Front Bumper	
Axles	Integrated 2 Inch Front Receiver	
STEERING/SUSPENSION:	Hitch	
Power Steering	REAR PROTECTION:	
Rack and Pinion Steering	Engine carrier close ut panel	
Independent Front Suspension	DIMENSIONS(WITH OPS):	
(IRS) with 8 inches (203mm)	116 In. Long x 62 In.	
of travel	Wide x 75 Inches High	
Independent Rear Suspension	PAYLOAD CAPACITY:	

CODE	ATTACHMENT IDENTIFIER	DESCRIPTION	SUGGESTED LIST PRICE USD (\$)
------	-----------------------	-------------	-------------------------------

Select One Code From Each Required Category

BASE MACHINE

F.O.B. Janesville, Wisconsin

398LM	XUV 855D Power Steering Camo <i>Base Machine Suggested List Price Does Not Include \$400 USD Destination Charge.</i>	14,149.00
-------	---	-----------

DESTINATION

0202	US/Canada	In Base Price
0230	Australia/New Zealand	Same Price

JOHN DEERE COMMERCIAL PRODUCTS
HEAVY-DUTY CROSSOVER UTILITY VEHICLES AND EQUIPMENT

XUV 855D Power Steering Camo
Continued

CODE	ATTACHMENT IDENTIFIER	DESCRIPTION	SUGGESTED LIST PRICE USD (\$)
0195		DESTINATION Continued... Mexico	Same Price
0250		All Other Countries	Same Price
0179		Europe	312.00
WHEELS WITH TIRES (FOUR)			
1000		Black Steel Wheels Terra Hawk All Terrain Tires	Same Price
1001		Black Steel Wheels Ancla M-T Extreme Terrain Tire	In Base Price
1002		Black Alloy Wheels Maxxis Bighorn Radial Tires	823.00
1003		Silver Alloy Wheels Maxxis Bighorn Radial Tires	823.00
DRIVER SEAT			
2000		21 In. Standard XUV HB Seat - Black	In Base Price
2001		Bench Seat - Black	Same Price
2002		High Performance Sport Seat - Black	296.00
DELUXE CARGO BOX			
3000		Deluxe Cargo Box - with Paint	In Base Price
3001		Deluxe Cargo Box - with Polyurea	264.00
3002		Deluxe Cargo Box with Polyurea Liner, Brake, Tail, Reverse Lights & Light Protector	496.00
OVERHEAD PROTECTION STRUCTURES (OPS)			
4000		OPS	In Base Price
4002		Deluxe Cab Frame/Including Windshield, Wiper, Electrical Kit and Rear Window	2,368.00
4008		OPS with Black Poly Roof	416.00
POWER AND FRONT PROTECTION PACKAGE			
5000		Power and Front Protection Package Package Consists of: Power Lift, Heavy Duty Front Brushguard, Heavy Duty Front Fender Guard, Floor Mats <i>Package Priced at 10% discount.</i>	1,261.00
5010		Manual Lift <i>Must order 5010 option code when ordering 6000 option code.</i>	In Base Price
REAR PROTECTION PACKAGE			
5100		Rear Protection Package Package Consists of: Rear Bumper, Bed Mat, Cargo Box Heavy Duty Fender Guards <i>Package Priced at 10% discount.</i>	494.00
5110		Less Rear Protection Package	In Base Price

JOHN DEERE COMMERCIAL PRODUCTS
HEAVY-DUTY CROSSOVER UTILITY VEHICLES AND EQUIPMENT

XUV 855D Power Steering Camo
Continued

CODE	ATTACHMENT IDENTIFIER	DESCRIPTION	SUGGESTED LIST PRICE USD (\$)
FRONT BRUSH GUARD			
6000		Heavy Duty Front Brushguard	233.00
6010		Less Front Brush Guard <i>Must order 6010 option code when ordering 5000 option code.</i>	In Base Price
HOOD RACK			
6300		Front Hood Rack XUV <i>Must order 5000 or 6000 option code when ordering 6300 option code.</i>	226.00
6310		Less Front Hood Rack XUV <i>Must order 6310 option code when ordering 4002 option code.</i>	In Base Price
Attachments-Order as Desired			
9435		Spanish North American Kit: Spanish North American Operator's Manual and Decal Kit	No Charge
ATTACHMENTS FOR FIELD CONVERSION			
Blades:			
LP25355		Heavy Duty POWERtach Blade - 72" <i>Available through Order Zone</i>	In Catalog
LPPK140		POWERtach Deflector Shield <i>Available through Order Zone</i>	In Catalog
LPPK120		POWERtach Markers <i>Available through Order Zone</i>	In Catalog
LPPWBK72		POWERtach Poly Wear Bar <i>Available through Order Zone</i>	In Catalog
LPPK150		POWERtach Rubber Squeegee <i>Available through Order Zone</i>	In Catalog
LPPK160		POWERtach Skid Shoes <i>Available through Order Zone</i>	In Catalog
Cabs/Roofs/Windshields:			
BM23638		Air Cleaner Relocation Kit (Diesel) <i>Quiet Cab Kit for Deluxe Cab. Requires Noise Reduction Kit. Can also be used with Poly Cab for noise reduction.</i>	61.37
BM23608		Cab Heater <i>Requires Cab Heater Fitting Kit.</i>	1,130.99
VGB10548		Cab Heater Fitting Kit	23.54
BM23498		Deluxe Cab Frame <i>Requires Seat Belt Kit, Glass Door Kit, Glass Windshield with Wiper, and Rear Window Kit to complete full Deluxe Cab.</i>	1,443.43
VGB10505		Electrical Kit <i>Required for field installed Deluxe cabs.</i>	94.16

JOHN DEERE COMMERCIAL PRODUCTS
HEAVY-DUTY CROSSOVER UTILITY VEHICLES AND EQUIPMENT

XUV 855D Power Steering Camo

Continued

CODE	ATTACHMENT IDENTIFIER	DESCRIPTION	SUGGESTED LIST PRICE USD (\$)
		ATTACHMENTS FOR FIELD CONVERSION Continued...	
	BM24560	Glass Door Kit - Deluxe Cab	2,427.83
	BM23507	Glass Windshield with Wiper - Deluxe Cab	874.19
	BM21656	Interior Light Kit - Deluxe Cab <i>Requires Electrical Kit.</i>	58.86
	BM23750	Noise Reduction Kit (Gas & Diesel) <i>Quiet Cab Kit for Deluxe Cab. Requires Air Cleaner Relocation Kit.</i>	373.43
	BM23742	OPS Full No-Scratch Windshield <i>Not compatible with Deluxe Cab Frame. Compatible with poly cab.</i>	531.79
	BM23741	OPS Full Poly Windshield <i>Not compatible with Deluxe Cab Frame. Compatible with poly cab.</i>	423.71
	BM23743	OPS Glass Windshield with Wiper <i>Not compatible with Deluxe Cab Frame. Compatible with poly cab.</i>	874.19
	BM23740	OPS Half Poly Windshield <i>Not compatible with Deluxe Cab Frame.</i>	339.19
	BM24115	OPS Poly Roof - Black	445.11
	BM24320	OPS Poly Roof - Camo	802.50
	BM24561	OPS Rear Panel <i>Part of the Poly cab, or can be mounted on the OPS alone. Requires full windshield, poly cab doors, and poly roof to complete poly cab.</i>	502.90
	LP10314	OPS Side Mirror - Left <i>Available through Order Zone.</i>	In Catalog
	LP10315	OPS Side Mirror - Right <i>Available through Order Zone.</i>	In Catalog
	LP93127	OPS Soft Roof - Black <i>Available through Order Zone</i>	In Catalog
	LP93123	OPS Soft Roof - Camo <i>Available through Order Zone</i>	In Catalog
	BM24117	Poly Cab Doors <i>Includes left and right doors, with side mirrors. Requires full windshield, OPS rear panel, and poly roof to complete poly cab.</i>	2,675.00
	BM23505	Rear Window Kit - Deluxe Cab	225.77
	BM23755	Seat Belt Kit <i>Required with Deluxe Cab Frame</i>	144.46
	BM23508	Side Mirrors - Deluxe Cab	129.47
	BM21646	Visor (1) Kit - Deluxe cab	70.61
	BM23534	Windshield Washer Fluid Kit - Deluxe Cab <i>Requires Electrical Kit.</i>	173.34

JOHN DEERE COMMERCIAL PRODUCTS
HEAVY-DUTY CROSSOVER UTILITY VEHICLES AND EQUIPMENT

XUV 855D Power Steering Camo

Continued

CODE	ATTACHMENT IDENTIFIER	DESCRIPTION	SUGGESTED LIST PRICE USD (\$)
ATTACHMENTS FOR FIELD CONVERSION Continued...			
		Cargo Box Options / Storage:	
	BM23849	5 Gallon Pail Holder	38.51
	BM22772	Cargo Box Bed Mat	119.84
	BM22769	Cargo Box Divider	191.53
	BM22811	Cargo Box FenderGuard <i>Requires Rear Bumper</i>	191.53
	BM23694	Cargo Box Power Lift Kit	858.14
	BM22774	Cargo Box Side Extension Kit	511.46
	LP19880	Deluxe Cargo Box Cover - Black <i>Available through Order Zone</i>	In Catalog
	BM22980	Front Hood Rack <i>Requires Front Brush Guard.</i>	241.81
	LP30320	Fuel Pack <i>Available through Order Zone</i>	In Catalog
	LP19878	Gator Gear Organizer - Black <i>Available through Order Zone</i>	In Catalog
	LP19886	Gator Tool Box <i>Contact Dealer for pricing.</i>	In Catalog
	LP93117	OPS Overhead Organizer - Black <i>Available through Order Zone</i>	In Catalog
	LP93113	OPS Overhead Organizer - Camo <i>Available through Order Zone</i>	In Catalog
	LP46485	Ratcheting Rhino Grip <i>Available through Order Zone.</i>	In Catalog
	LP25929	Rhino Grip XL - Double <i>Available through Order Zone.</i>	In Catalog
	LP25928	Rhino Grip XL - Single <i>Available through Order Zone.</i>	In Catalog
	LP19882	Saw Press Bracket <i>Available through Order Zone</i>	In Catalog
	BM22775	Side Tool Rack	304.96
	LP93207	Soft Rear Screen and Organizer - Black <i>Available through Order Zone</i>	In Catalog
		Carts / Hitches:	
	LPPCT10LXATV	10AT Cart <i>Available through Order Zone</i>	In Catalog
	LPPCT17ATJD	17AT Cart <i>Available through Order Zone.</i>	In Catalog

JOHN DEERE COMMERCIAL PRODUCTS
HEAVY-DUTY CROSSOVER UTILITY VEHICLES AND EQUIPMENT

XUV 855D Power Steering Camo

Continued

CODE	ATTACHMENT IDENTIFIER	DESCRIPTION	SUGGESTED LIST PRICE USD (\$)
		ATTACHMENTS FOR FIELD CONVERSION Continued...	
	LPUT21JD	21 Steel Utility Cart <i>Available through Order Zone</i>	In Catalog
	PM05101	Ball Mount - 1.875 in. (48mm)	See Parts
	PM05201	Ball Mount - 2 in. (51mm)	See Parts
	BM22290	Drawbar - 2 in. (51mm)	38.51
	BM24021	Custom & High Performance: Fox ® High Performance Racing Shox	1,758.01
	BM22703	Seat-Belt Comfort Strap (2) <i>Also compatible with Deluxe Cab.</i>	77.04
	BM24453	Stereo Mounting Kit <i>Includes mounting kit only; must choose one of the following three head units to have complete stereo:</i> <i>Radio, Heavy Duty AM / FM / WB / AUX (SWJHD1120)</i> <i>Radio, Heavy Duty AM / FM / WB / SAT / I-POD (SWJHD1620)</i> <i>Radio, AM / FM / WB / CD / AUX / SAT Ready (SWJHD3620)</i> <i>Must order head unit through Parts. Stereo Mounting Kit not compatible with Deluxe Cab.</i>	521.09
	AM882530	Engine: Adaptor Parts for Engine Coolant Heater	See Parts
	AR87167	Engine Coolant Heater (110 Volt) <i>Requires adapter parts for engine coolant heater. Requires AM134805 Engine Block Heater Adapter.</i>	See Parts
	LP19884	Hunting / Camo: Cargo Box Gun Mount - Black <i>Available through Order Zone</i>	In Catalog
	LP19879	Deluxe Cargo Box Cover- Camo <i>Available through Order Zone</i>	In Catalog
	LP19877	Gator Gear Organizer (Camo) <i>Available through Order Zone</i>	In Catalog
	LP10319	Gun Mount Kit - Overhead <i>Includes 2 Gun Boot VI.</i> <i>Available through Order Zone</i>	In Catalog
	LP93103	Vehicle Cover, Cab / ROPS - Camo <i>Fits all Models Equipped with OPS and Deluxe Cab Structure.</i> <i>Available through Order Zone</i>	In Catalog
	BM24726	Lights / Signals: Backup Alarm	74.56
	BM24013	Beacon Light <i>Requires OPS Poly Roof and OPS Switch Bank.</i>	219.36
	BM21649	Beacon Light Kit - Deluxe Cab <i>Requires Electrical Kit.</i>	371.29
	BM24591	Brake / Tail Light Kit	160.50

JOHN DEERE COMMERCIAL PRODUCTS
HEAVY-DUTY CROSSOVER UTILITY VEHICLES AND EQUIPMENT

XUV 855D Power Steering Camo

Continued

CODE	ATTACHMENT IDENTIFIER	DESCRIPTION	SUGGESTED LIST PRICE USD (\$)
		ATTACHMENTS FOR FIELD CONVERSION Continued...	
	BM24586	Deluxe Signal Light Kit <i>Includes Turn Signals (Front & Rear), 4-Way Flashers, Brake, Tail & Reverse Lights.</i>	374.50
	BM24587	Deluxe Signal Light Kit <i>Includes Turn Signals (Front & Rear) and 4-Way Flashers. Compatible with the 825i and 825i S4 vehicles equipped with the 3000 cargo box option code or 625i, 855D and 855D S4 vehicles equipped with the 3002 Cargo Box option code which already includes the brake & tail lights.</i>	171.20
	BM21651	Front Light Kit - Deluxe Cab <i>Requires Electrical Kit.</i>	293.19
	BM23442	Hella HID Sport Driving Lights <i>Requires OPS Switch Bank for OPS or poly roof mounting, or Front Brushguard for bumper mounting.</i>	935.19
	BM24108	Hella Performance Spot Lights <i>Requires OPS Switch Bank for OPS or poly roof mounting, or Front Brushguard for bumper mounting.</i>	343.47
	BM23370	Horn Kit	97.37
	BM24090	Long Range Light Kit <i>Can also mount behind front bumper cover directly to frame. Requires OPS Switch Bank for OPS or poly roof mounting, or Front Brushguard for brushguard mounting.</i>	191.53
	BM24016	Mid-Range Light Kit <i>Requires OPS Switch Bank for OPS or poly roof mounting. Can be installed on the front or rear of OPS or roof.</i>	123.06
	BM24089	OPS Switch Bank <i>Accommodates up to three separate OPS accessory kits.</i>	67.41
	BM21652	Rear Light Kit - Deluxe Cab <i>Requires Electrical Kit.</i>	217.21
	BM23727	Protection: Deflector Plate	55.64
	BM24282	Floormat <i>Also front floormat on S4</i>	78.11
	BM24463	Front CV Guards	114.49
	BM22987	Heavy Duty Fender Guard <i>Compatible with Standard Front Bumper.</i>	215.07
	BM22841	Heavy Duty Front Brush Guard	249.31
	BM22767	Heavy Duty Rear Bumper	236.47
	BM22962	Rear CV Guards	114.49
	BM22773	Tail Light Protectors	89.89
	LP93107	Vehicle Cover, Cab / ROPS - Black <i>Available through Order Zone.</i>	In Catalog

JOHN DEERE COMMERCIAL PRODUCTS
HEAVY-DUTY CROSSOVER UTILITY VEHICLES AND EQUIPMENT

XUV 855D Power Steering Camo

Continued

CODE	ATTACHMENT IDENTIFIER	DESCRIPTION	SUGGESTED LIST PRICE USD (\$)
ATTACHMENTS FOR FIELD CONVERSION Continued...			
		Seats / Wheels / Tires:	
	LP40897	Camoplast Tracks (855D) <i>Available through Order Zone</i>	In Catalog
		Sprayers / Pressure Washers:	
	LP33597	25 Gallon Bed Sprayer <i>Available through Order Zone</i>	In Catalog
	LP19490	25 Gallon Portable Sprayer <i>Available through Order Zone</i>	In Catalog
	LP20852	45 Gallon Bed Sprayer <i>Available through Order Zone</i>	In Catalog
	LP22908	45 Gallon High Performance Sprayer <i>Available through Order Zone</i>	In Catalog
	LP20485	45 Gallon Tow-Behind Sprayer <i>Available through Order Zone</i>	In Catalog
	LP20853	90 Gallon Bed Sprayer <i>Available through Order Zone</i>	In Catalog
	LP22909	90 Gallon High Performance Bed Sprayer <i>Available through Order Zone</i>	In Catalog
	LPGP2700GH	GatorPal High Pressure Washer (2700 psi, Honda engine) <i>Contact Dealer for pricing.</i>	In Catalog
	LPGP2700GS	GatorPal High Pressure Washer (2700 psi, Subaru engine) <i>Contact Dealer for pricing.</i>	In Catalog
	LPGP3000GH	GatorPal High Pressure Washer (3000 psi, Honda engine) <i>Contact Dealer for pricing.</i>	In Catalog
	LPGP3000GS	GatorPal High Pressure Washer (3000 psi, Subaru engine) <i>Contact Dealer for pricing.</i>	In Catalog
	LP22885	HP 150 in. Precision Boom <i>Compatible with all High Performance Sprayers</i> <i>Available through Order Zone</i>	In Catalog
	LP39963	HP 45 Gallon Sprayer - Tow Behind <i>Available through Order Zone</i>	In Catalog
	LP22884	HP Boomless Nozzles <i>Compatible with all High Performance Sprayers</i> <i>Available through Order Zone</i>	In Catalog
	LP22911	HP Standard Gator Boom <i>Compatible with all High Performance Sprayers</i> <i>Available through Order Zone</i>	In Catalog
		Winch:	
	BM24443	Warn® Winch (3000 lb) <i>Requires 2-Inch Receiver Multi-Mount Kit for Front or Rear Receiver Mount.</i>	770.40
	BM23105	Winch - 2 Inch Receiver Multi-Mount Kit	225.77

JOHN DEERE COMMERCIAL PRODUCTS
HEAVY-DUTY CROSSOVER UTILITY VEHICLES AND EQUIPMENT

XUV 855D Power Steering Camo

Continued

CODE	ATTACHMENT IDENTIFIER	DESCRIPTION	SUGGESTED LIST PRICE USD (\$)
		ATTACHMENTS FOR FIELD CONVERSION Continued...	
	BM21392	Winch Accessories Kit <i>Accessory kit includes 1/2" shackle, 9,000 lbs. maximum capacity snatch block, (2) 1"x8' tree trunk protectors, and (1) pair of WARN winching gloves.</i>	129.47
		SERVICE CONTRACTS - RESIDENTIAL OWNERS/USE	
		<i>Visit http://www.JohnDeere.com/ServicePlans for more information on John Deere Service Contracts. May not be Available in Parts of the U.S., Not Available in Canada. Price may vary due to driving distance and/or time from machine to dealership location.</i>	
		John Deere Extended Service Plan - 2-Year Option <i>Available for T-Series, HPX and XUV utility vehicles only.) 2-year extended service plan. (1 year of extended service protection); 2-years of warranty transportation.</i>	399.99
		John Deere Extended Service Plan - 3-Year Option <i>3-year extended service plan. (2 years of extended service protection); 3-years of warranty transportation.</i>	569.99

JOHN DEERE COMMERCIAL PRODUCTS
HEAVY-DUTY CROSSOVER UTILITY VEHICLES AND EQUIPMENT

XUV 855D S4 Green & Yellow Utility and Protection PR
Equipment for Base Machine

ENGINE:	(IRS) with 9 inches (228.6mm) of travel	1,400 Lb (635 kg) Total Payload Capacity which Includes:
22.8 Engine HP*(854cc),	Integrated 2" Rear Receiver	200 Lb (91 kg) Driver,
Three Cylinder, Liquid-cooled,	12.4 ft. Turning Radius	200 Lb (91 kg) Passenger, and
Overhead Valves	Ground Clearance: 11 In. (267 mm)	1000 Lb (454 kg) in Cargo Box
4-Cycle Diesel	Ground Clearance (Under Foot Platform): 12.25 In (311 mm)	Towing Capacity:
Full Pressure Lubrication System	FRAME/STYLED PARTS:	1,500 Lb (680kg)
Replaceable Single Dry-Type Element Air Cleaner with Remote Intake	Hydroform Technology Frame	CARGO BOX:
7.0 Gallon (26.49L) Fuel Capacity	PC/ASA (JDLOY) Hood and Fenders	45 In. Long x 52 In. Wide x 12 In. Deep
Solid-state Ignition (12V)	OCCUPANT PROTECTION SYSTEM(OPS):	(1,143mm x 1321mm x 305mm)
Spark-arresting Muffler	1.75 In. (44.4 mm) Steel Tubular	16.4cu. ft (.46 cu.m) Capacity
ELECTRICAL:	Overhead Structure	1000 Lbs (454 kg) Box Capacity
Electric Start	Multiple Passenger Handholds	Tilting Box
55 Amp 3-Phase Alternator	3-pt. Seat Belts	Hinged (Bottom) Tailgate
480 CCA Battery	SAE J2194 & OSHA ROPS Certified	Load Guard
Two 37.5 Watt Halogen Headlights	OPERATOR STATION:	TIRES:
TRANSAXLE/TRANSMISSION:	Front and rear bench seats	Front: 26x9-12 Ancla XT (Extreme Terrain Tires)
Continuously Variable Transmission	7 In. (178 mm) Slide Rail	Rear: 26x11-12 Ancla XT (Extreme Terrain Tires)
Full Clutch Enclosure	Hip Restraint Bars for Driver and Passenger	SAFETY VIDEO TAPE:
Two-speed Transaxle	Passenger Grab Handles	Safety and Operational DVD
Operator Selectable 4WD	Glove Box	Operators Manual
32 mph (51 kph) Maximum Forward Speed	Storage Compartment Under Hood	*Engine HP is Provided by the Engine Manufacturer to be Used for Comparison Purposes Only, Actual Operating HP will be Less.
On-demand True Four-Wheel Drive System	Two Cup Holders	Safety and Operational DVD Operators Manual
Auto Locking Front Differential	Instrument gauge with 4 wheel-drive indicator, RPM, MPH/KPH, time of day, fuel level, total miles and hour meters	*Engine HP is Provided by the Engine Manufacturer to be Used for Comparison Purposes Only, Actual Operating HP will be Less.
Traction Assist	12v DC Outlet	
Front and Rear Hydraulic Disk Brakes	FRONTAL PROTECTION:	
Hand-operated Sealed Wet Disk Park brake	Heavy-Duty Front Bumper	
1.3 In. (27mm) Forged Rear Axles	Integrated 2 Inch Front Receiver Hitch	
STEERING/SUSPENSION:	REAR PROTECTION:	
Power Steering	Engine carrier close ut panel	
Rack and Pinion Steering	DIMENSIONS(WITH OPS):	
Independent Front Suspension	154 In. Long (3924.3mm) x 62 In. Wide (1574.8mm) x 75 Inches High (1905mm)	
(IRS) with 8 inches (203mm) of travel	PAYLOAD CAPACITY:	
Independent Rear Suspension		

CODE	ATTACHMENT IDENTIFIER	DESCRIPTION	SUGGESTED LIST PRICE USD (\$)
------	-----------------------	-------------	-------------------------------

Select One Code From Each Required Category

BASE MACHINE

F.O.B. Janesville, Wisconsin

589AM	XUV 855D S4 Green & Yellow Utility and Protection PR <i>Base Machine Suggested List Price Does Not Include \$500 USD Destination Charge.</i>	14,999.00
-------	---	-----------

DESTINATION

0202	US/Canada	In Base Price
0230	Australia/New Zealand	Same Price

JOHN DEERE COMMERCIAL PRODUCTS
HEAVY-DUTY CROSSOVER UTILITY VEHICLES AND EQUIPMENT

XUV 855D S4 Green & Yellow Utility and Protection PR
Continued

CODE	ATTACHMENT IDENTIFIER	DESCRIPTION	SUGGESTED LIST PRICE USD (\$)
WHEELS WITH TIRES (FOUR)			
1002		Yellow Alloy Wheels Maxxis Bighorn Radial Tires	823.00
DRIVER SEAT			
2001		Bench Seat - Yellow	Same Price
DELUXE CARGO BOX			
3002		Deluxe Cargo Box with Polyurea Liner, Brake, Tail, Reverse Lights & Light Protector	496.00
OVERHEAD PROTECTION STRUCTURES (OPS)			
4008		OPS with Black Poly Roof	559.00
POWER AND FRONT PROTECTION PACKAGE			
5000		Power and Front Protection Package Package Consists of: Power Lift, Heavy Duty Front Brushguard, Heavy Duty Front Fender Guard, Front Floor Mats, Rear Floor Mats <i>Package Priced at 10% discount.</i>	1,331.00
REAR PROTECTION PACKAGE			
5100		Rear Protection Package Package Consists of: Rear Bumper, Bed Mat, Cargo Box Heavy Duty Fender Guards <i>Package Priced at 10% discount.</i>	494.00
FRONT BRUSH GUARD			
6010		Less Front Brush Guard <i>Must order 6010 option code when ordering 5000 option code.</i>	In Base Price
HOOD RACK			
6310		Less Front Hood Rack XUV <i>Must order 6310 option code when ordering 4002 option code.</i>	In Base Price

ATTACHMENTS FOR FIELD CONVERSION

LP25355	Blades: Heavy Duty POWERtach Blade - 72" <i>Available through Order Zone</i>	In Catalog
LPPK140	POWERtach Deflector Shield <i>Available through Order Zone</i>	In Catalog
LPPK120	POWERtach Markers <i>Available through Order Zone</i>	In Catalog
LPPWBK72	POWERtach Poly Wear Bar <i>Available through Order Zone</i>	In Catalog
LPPK150	POWERtach Rubber Squeegee <i>Available through Order Zone</i>	In Catalog

JOHN DEERE COMMERCIAL PRODUCTS
HEAVY-DUTY CROSSOVER UTILITY VEHICLES AND EQUIPMENT

XUV 855D S4 Green & Yellow Utility and Protection PR

Continued

CODE	ATTACHMENT IDENTIFIER	DESCRIPTION	SUGGESTED LIST PRICE USD (\$)
		ATTACHMENTS FOR FIELD CONVERSION Continued...	
	LPPK160	POWERTach Skid Shoes <i>Available through Order Zone</i>	In Catalog
		Cabs/Roofs/Windshields:	
	BM23742	OPS Full No-Scratch Windshield <i>Not compatible with Deluxe Cab Frame. Compatible with poly cab.</i>	531.79
	BM23741	OPS Full Poly Windshield <i>Not compatible with Deluxe Cab Frame. Compatible with poly cab.</i>	423.71
	BM23743	OPS Glass Windshield with Wiper <i>Not compatible with Deluxe Cab Frame. Compatible with poly cab.</i>	874.19
	BM23740	OPS Half Poly Windshield <i>Not compatible with Deluxe Cab Frame.</i>	339.19
	BM24116	OPS Poly Roof - S4 (Black)	598.13
	BM24561	OPS Rear Panel <i>Part of the Poly cab, or can be mounted on the OPS alone. Requires full windshield, poly cab doors, and poly roof to complete poly cab.</i>	502.90
	LP10314	OPS Side Mirror - Left <i>Available through Order Zone.</i>	In Catalog
	LP10315	OPS Side Mirror - Right <i>Available through Order Zone.</i>	In Catalog
		Cargo Box Options / Storage:	
	BM23849	5 Gallon Pail Holder	38.51
	BM22772	Cargo Box Bed Mat	119.84
	BM22769	Cargo Box Divider	191.53
	BM22811	Cargo Box FenderGuard <i>Requires Rear Bumper</i>	191.53
	BM23694	Cargo Box Power Lift Kit	858.14
	BM22774	Cargo Box Side Extension Kit	511.46
	LP19880	Deluxe Cargo Box Cover - Black <i>Available through Order Zone</i>	In Catalog
	BM22980	Front Hood Rack <i>Requires Front Brush Guard.</i>	241.81
	LP30320	Fuel Pack <i>Available through Order Zone</i>	In Catalog
	LP19878	Gator Gear Organizer - Black <i>Available through Order Zone</i>	In Catalog
	LP19886	Gator Tool Box <i>Contact Dealer for pricing.</i>	In Catalog

JOHN DEERE COMMERCIAL PRODUCTS
HEAVY-DUTY CROSSOVER UTILITY VEHICLES AND EQUIPMENT

XUV 855D S4 Green & Yellow Utility and Protection PR

Continued

CODE	ATTACHMENT IDENTIFIER	DESCRIPTION	SUGGESTED LIST PRICE USD (\$)
		ATTACHMENTS FOR FIELD CONVERSION Continued...	
	LP93117	OPS Overhead Organizer - Black <i>Available through Order Zone</i>	In Catalog
	LP46485	Ratcheting Rhino Grip <i>Available through Order Zone.</i>	In Catalog
	LP25929	Rhino Grip XL - Double <i>Available through Order Zone.</i>	In Catalog
	LP25928	Rhino Grip XL - Single <i>Available through Order Zone.</i>	In Catalog
	LP19882	Saw Press Bracket <i>Available through Order Zone</i>	In Catalog
	BM22775	Side Tool Rack	304.96
	LP93207	Soft Rear Screen and Organizer - Black <i>Available through Order Zone</i>	In Catalog
		Carts / Hitches:	
	LPPCT10LXATV	10AT Cart <i>Available through Order Zone</i>	In Catalog
	LPPCT17ATJD	17AT Cart <i>Available through Order Zone.</i>	In Catalog
	LPUT21JD	21 Steel Utility Cart <i>Available through Order Zone</i>	In Catalog
	PM05101	Ball Mount - 1.875 in. (48mm)	See Parts
	PM05201	Ball Mount - 2 in. (51mm)	See Parts
	BM22290	Drawbar - 2 in. (51mm)	38.51
		Custom & High Performance:	
	BM22703	Seat-Belt Comfort Strap (2) <i>Also compatible with Deluxe Cab.</i>	77.04
	BM24455	Stereo Mounting Kit <i>Includes mounting kit only; must choose one of the following three head units to have complete stereo:</i> <i>Radio, Heavy Duty AM / FM / WB / AUX (SWJHD1120)</i> <i>Radio, Heavy Duty AM / FM / WB / SAT / I-POD (SWJHD1620)</i> <i>Radio, AM / FM / WB / CD / AUX / SAT Ready (SWJHD3620)</i> <i>Must order head unit through Parts. Stereo Mounting Kit not compatible with Deluxe Cab.</i>	660.19
		Engine:	
	AM882530	Adaptor Parts for Engine Coolant Heater	See Parts
	AR87167	Engine Coolant Heater (110 Volt) <i>Requires adapter parts for engine coolant heater. Requires AM134805 Engine Block Heater Adapter.</i>	See Parts
		Hunting / Camo:	
	LP19884	Cargo Box Gun Mount - Black <i>Available through Order Zone</i>	In Catalog

JOHN DEERE COMMERCIAL PRODUCTS
HEAVY-DUTY CROSSOVER UTILITY VEHICLES AND EQUIPMENT

XUV 855D S4 Green & Yellow Utility and Protection PR

Continued

CODE	ATTACHMENT IDENTIFIER	DESCRIPTION	SUGGESTED LIST PRICE USD (\$)
		ATTACHMENTS FOR FIELD CONVERSION Continued...	
	LP10319	Gun Mount Kit - Overhead <i>Includes 2 Gun Boot VI. Available through Order Zone</i>	In Catalog
		Lights / Signals:	
	BM24726	Backup Alarm	74.56
	BM24013	Beacon Light <i>Requires OPS Poly Roof and OPS Switch Bank.</i>	219.36
	BM24591	Brake / Tail Light Kit	160.50
	BM24586	Deluxe Signal Light Kit <i>Includes Turn Signals (Front & Rear), 4-Way Flashers, Brake, Tail & Reverse Lights.</i>	374.50
	BM24587	Deluxe Signal Light Kit <i>Includes Turn Signals (Front & Rear) and 4-Way Flashers. Compatible with the 825i and 825i S4 vehicles equipped with the 3000 cargo box option code or 625i, 855D and 855D S4 vehicles equipped with the 3002 Cargo Box option code which already includes the brake & tail lights.</i>	171.20
	BM23442	Hella HID Sport Driving Lights <i>Requires OPS Switch Bank for OPS or poly roof mounting, or Front Brushguard for bumper mounting.</i>	935.19
	BM24108	Hella Performance Spot Lights <i>Requires OPS Switch Bank for OPS or poly roof mounting, or Front Brushguard for bumper mounting.</i>	343.47
	BM23370	Horn Kit	97.37
	BM24090	Long Range Light Kit <i>Can also mount behind front bumper cover directly to frame. Requires OPS Switch Bank for OPS or poly roof mounting, or Front Brushguard for brushguard mounting.</i>	191.53
	BM24016	Mid-Range Light Kit <i>Requires OPS Switch Bank for OPS or poly roof mounting. Can be installed on the front or rear of OPS or roof.</i>	123.06
	BM24273	Mid-Range Light Kit (rear S4 Only) <i>Requires OPS Switch Bank. Compatible with OPS Poly Roofs, or on the OPS alone.</i>	123.06
	BM24089	OPS Switch Bank <i>Accommodates up to three separate OPS accessory kits.</i>	67.41
		Protection:	
	BM23727	Deflector Plate	55.64
	BM24282	Floormat <i>Also front floormat on S4</i>	78.11
	BM24283	Floormat (S4 rear)	78.11
	BM24463	Front CV Guards	114.49
	BM22987	Heavy Duty Fender Guard <i>Compatible with Standard Front Bumper.</i>	215.07

JOHN DEERE COMMERCIAL PRODUCTS
HEAVY-DUTY CROSSOVER UTILITY VEHICLES AND EQUIPMENT

XUV 855D S4 Green & Yellow Utility and Protection PR

Continued

CODE	ATTACHMENT IDENTIFIER	DESCRIPTION	SUGGESTED LIST PRICE USD (\$)
		ATTACHMENTS FOR FIELD CONVERSION Continued...	
	BM22841	Heavy Duty Front Brush Guard	249.31
	BM22767	Heavy Duty Rear Bumper	236.47
	BM22962	Rear CV Guards	114.49
	BM22773	Tail Light Protectors	89.89
	LP40897	Seats / Wheels / Tires: Camoplast Tracks (855D) <i>Available through Order Zone</i>	In Catalog
	LP33597	Sprayers / Pressure Washers: 25 Gallon Bed Sprayer <i>Available through Order Zone</i>	In Catalog
	LP19490	25 Gallon Portable Sprayer <i>Available through Order Zone</i>	In Catalog
	LP20852	45 Gallon Bed Sprayer <i>Available through Order Zone</i>	In Catalog
	LP22908	45 Gallon High Performance Sprayer <i>Available through Order Zone</i>	In Catalog
	LP20485	45 Gallon Tow-Behind Sprayer <i>Available through Order Zone</i>	In Catalog
	LP20853	90 Gallon Bed Sprayer <i>Available through Order Zone</i>	In Catalog
	LP22909	90 Gallon High Performance Bed Sprayer <i>Available through Order Zone</i>	In Catalog
	LPGP2700GH	GatorPal High Pressure Washer (2700 psi, Honda engine) <i>Contact Dealer for pricing.</i>	In Catalog
	LPGP2700GS	GatorPal High Pressure Washer (2700 psi, Subaru engine) <i>Contact Dealer for pricing.</i>	In Catalog
	LPGP3000GH	GatorPal High Pressure Washer (3000 psi, Honda engine) <i>Contact Dealer for pricing.</i>	In Catalog
	LPGP3000GS	GatorPal High Pressure Washer (3000 psi, Subaru engine) <i>Contact Dealer for pricing.</i>	In Catalog
	LP22885	HP 150 in. Precision Boom <i>Compatible with all High Performance Sprayers</i> <i>Available through Order Zone</i>	In Catalog
	LP39963	HP 45 Gallon Sprayer - Tow Behind <i>Available through Order Zone</i>	In Catalog
	LP22884	HP Boomless Nozzles <i>Compatible with all High Performance Sprayers</i> <i>Available through Order Zone</i>	In Catalog

JOHN DEERE COMMERCIAL PRODUCTS
HEAVY-DUTY CROSSOVER UTILITY VEHICLES AND EQUIPMENT

XUV 855D S4 Green & Yellow Utility and Protection PR
Continued

CODE	ATTACHMENT IDENTIFIER	DESCRIPTION	SUGGESTED LIST PRICE USD (\$)
		ATTACHMENTS FOR FIELD CONVERSION Continued...	
	LP22911	HP Standard Gator Boom <i>Compatible with all High Performance Sprayers Available through Order Zone</i>	In Catalog
	BM24443	Winch: Warn® Winch (3000 lb) <i>Requires RE266640 positive cable and AN305976 ground cable to reach contactor. Requires 2-Inch Receiver Multi-Mount Kit for Front or Rear Receiver Mount.</i>	770.40
	BM23105	Winch - 2 Inch Receiver Multi-Mount Kit	225.77
	BM21392	Winch Accessories Kit <i>Accessory kit includes 1/2" shackle, 9,000 lbs. maximum capacity snatch block, (2) 1"x8' tree trunk protectors, and (1) pair of WARN winching gloves.</i>	129.47
		SERVICE CONTRACTS - RESIDENTIAL OWNERS/USE	
		<i>Visit http://www.JohnDeere.com/ServicePlans for more information on John Deere Service Contracts. May not be Available in Parts of the U.S., Not Available in Canada. Price may vary due to driving distance and/or time from machine to dealership location.</i>	
		John Deere Extended Service Plan - 2-Year Option <i>Available for T-Series, HPX and XUV utility vehicles only.) 2-year extended service plan. (1 year of extended service protection); 2-years of warranty transportation.</i>	399.99
		John Deere Extended Service Plan - 3-Year Option <i>3-year extended service plan. (2 years of extended service protection); 3-years of warranty transportation.</i>	569.99

JOHN DEERE COMMERCIAL PRODUCTS

HEAVY-DUTY CROSSOVER UTILITY VEHICLES AND EQUIPMENT

XUV 855D S4 Green & Yellow

Equipment for Base Machine

ENGINE:	(IRS) with 9 inches (228.6mm)	1,400 Lb (635 kg) Total Payload
22.8 Engine HP*(854cc),	of travel	Capacity which Includes:
Three Cylinder, Liquid-cooled,	Integrated 2" Rear Receiver	200 Lb (91 kg) Driver,
Overhead Valves	12.4 ft. Turning Radius	200 Lb (91 kg) Passenger, and
4-Cycle Diesel	Ground Clearance: 11 In.	1000 Lb (454 kg) in Cargo Box
Full Pressure Lubrication	(267 mm)	Towing Capacity:
System	Ground Clearance	1,500 Lb (680kg)
Replaceable Single Dry-Type	(Under Foot Platform):	CARGO BOX:
Element Air Cleaner with	12.25 In (311 mm)	45 In. Long x 52 In. Wide x
Remote Intake	FRAME/STYLED PARTS:	12 In. Deep
7.0 Gallon (26.49L) Fuel	Hydroform Technology Frame	(1,143mm x 1321mm x 305mm)
Capacity	PC/ASA (JDLOY) Hood and	16.4cu. ft (.46 cu.m) Capacity
Solid-state Ignition (12V)	Fenders	1000 Lbs (454 kg) Box Capacity
Spark-arresting Muffler	OCCUPANT PROTECTION SYSTEM(OPS):	Tilting Box
ELECTRICAL:	1.75 In. (44.4 mm) Steel Tubular	Hinged (Bottom) Tailgate
Electric Start	Overhead Structure	Load Guard
55 Amp 3-Phase Alternator	Multiple Passenger Handholds	TIRES:
480 CCA Battery	3-pt. Seat Belts	Front: 26x9-12 Ancla XT
Two 37.5 Watt Halogen	SAE J2194 & OSHA ROPS Certified	(Extreme Terrain Tires)
Headlights	OPERATOR STATION:	Rear: 26x11-12 Ancla XT
TRANSAXLE/TRANSMISSION:	Front and rear bench seats	(Extreme Terrain Tires)
Continuously Variable	7 In. (178 mm) Slide Rail	SAFETY VIDEO TAPE:
Transmission	Hip Restraint Bars for Driver	Safety and Operational DVD
Full Clutch Enclosure	and Passenger	Operators Manual
Two-speed Transaxle	Passenger Grab Handles	*Engine HP is Provided by the
Operator Selectable 4WD	Glove Box	Engine Manufacturer to be Used
32 mph (51 kph) Maximum	Storage Compartment Under Hood	for Comparison Purposes Only,
Forward Speed	Two Cup Holders	Actual Operating HP will be
On-demand True Four-Wheel	Instrument gauge with 4	Less.
Drive System	wheel-drive indicator, RPM,	Safety and Operational DVD
Auto Locking Front Differential	MPH/KPH, time of day, fuel	Operators Manual
Traction Assist	level, total miles and hour	*Engine HP is Provided by the
Front and Rear Hydraulic Disk	meters	Engine Manufacturer to be Used
Brakes	12v DC Outlet	for Comparison Purposes Only,
Hand-operated Sealed Wet Disk	FRONTAL PROTECTION:	Actual Operating HP will be
Park brake	Heavy-Duty Front Bumper	Less.
1.3 In. (27mm) Forged Rear	Integrated 2 Inch Front Receiver	
Axles	Hitch	
STEERING/SUSPENSION:	REAR PROTECTION:	
Power Steering	Engine carrier close ut panel	
Rack and Pinion Steering	DIMENSIONS(WITH OPS):	
Independent Front Suspension	154 In. Long (3924.3mm) x 62 In.	
(IRS) with 8 inches (203mm)	Wide (1574.8mm) x 75 Inches High	
of travel	(1905mm)	
Independent Rear Suspension	PAYLOAD CAPACITY:	

CODE	ATTACHMENT IDENTIFIER	DESCRIPTION	SUGGESTED LIST PRICE USD (\$)
------	-----------------------	-------------	-------------------------------

Select One Code From Each Required Category

BASE MACHINE

F.O.B. Janesville, Wisconsin

5890M	XUV 855D S4 Green & Yellow <i>Base Machine Suggested List Price Does Not Include \$500 USD Destination Charge.</i>	14,999.00
-------	---	-----------

DESTINATION

0202	US/Canada	In Base Price
0195	Mexico	Same Price

JOHN DEERE COMMERCIAL PRODUCTS
HEAVY-DUTY CROSSOVER UTILITY VEHICLES AND EQUIPMENT

XUV 855D S4 Green & Yellow

Continued

CODE	ATTACHMENT IDENTIFIER	DESCRIPTION	SUGGESTED LIST PRICE USD (\$)
0250		DESTINATION Continued... All Other Countries	Same Price
0179		Europe	312.00
WHEELS WITH TIRES (FOUR)			
1001		Yellow Steel Wheels Ancla M-T Extreme Terrain Tire	In Base Price
DRIVER SEAT			
2001		Bench Seat - Yellow	Same Price
DELUXE CARGO BOX			
3000		Deluxe Cargo Box - with Paint	In Base Price
OVERHEAD PROTECTION STRUCTURES (OPS)			
4000		OPS	In Base Price
POWER AND FRONT PROTECTION PACKAGE			
5010		Manual Lift <i>Must order 5010 option code when ordering 6000 option code.</i>	In Base Price
REAR PROTECTION PACKAGE			
5110		Less Rear Protection Package	In Base Price
FRONT BRUSH GUARD			
6010		Less Front Brush Guard <i>Must order 6010 option code when ordering 5000 option code.</i>	In Base Price
HOOD RACK			
6310		Less Front Hood Rack XUV <i>Must order 6310 option code when ordering 4002 option code.</i>	In Base Price
Attachments-Order as Desired			
9435		Spanish North American Kit: Spanish North American Operator's Manual and Decal Kit	No Charge
ATTACHMENTS FOR FIELD CONVERSION			
LP25355		Blades: Heavy Duty POWERtach Blade - 72" <i>Available through Order Zone</i>	In Catalog
LPPK140		POWERtach Deflector Shield <i>Available through Order Zone</i>	In Catalog

JOHN DEERE COMMERCIAL PRODUCTS
HEAVY-DUTY CROSSOVER UTILITY VEHICLES AND EQUIPMENT

XUV 855D S4 Green & Yellow

Continued

CODE	ATTACHMENT IDENTIFIER	DESCRIPTION	SUGGESTED LIST PRICE USD (\$)
		ATTACHMENTS FOR FIELD CONVERSION Continued...	
	LPPK120	POWERTach Markers <i>Available through Order Zone</i>	In Catalog
	LPPWBK72	POWERTach Poly Wear Bar <i>Available through Order Zone</i>	In Catalog
	LPPK150	POWERTach Rubber Squeegee <i>Available through Order Zone</i>	In Catalog
	LPPK160	POWERTach Skid Shoes <i>Available through Order Zone</i>	In Catalog
		Cabs/Roofs/Windshields:	
BM23742		OPS Full No-Scratch Windshield <i>Not compatible with Deluxe Cab Frame. Compatible with poly cab.</i>	531.79
BM23741		OPS Full Poly Windshield <i>Not compatible with Deluxe Cab Frame. Compatible with poly cab.</i>	423.71
BM23743		OPS Glass Windshield with Wiper <i>Not compatible with Deluxe Cab Frame. Compatible with poly cab.</i>	874.19
BM23740		OPS Half Poly Windshield <i>Not compatible with Deluxe Cab Frame.</i>	339.19
BM24116		OPS Poly Roof - S4 (Black)	598.13
BM24561		OPS Rear Panel <i>Part of the Poly cab, or can be mounted on the OPS alone. Requires full windshield, poly cab doors, and poly roof to complete poly cab.</i>	502.90
LP10314		OPS Side Mirror - Left <i>Available through Order Zone.</i>	In Catalog
LP10315		OPS Side Mirror - Right <i>Available through Order Zone.</i>	In Catalog
		Cargo Box Options / Storage:	
BM23849		5 Gallon Pail Holder	38.51
BM22772		Cargo Box Bed Mat	119.84
BM22769		Cargo Box Divider	191.53
BM22811		Cargo Box FenderGuard <i>Requires Rear Bumper</i>	191.53
BM23694		Cargo Box Power Lift Kit	858.14
BM22774		Cargo Box Side Extension Kit	511.46
LP19880		Deluxe Cargo Box Cover - Black <i>Available through Order Zone</i>	In Catalog
BM22980		Front Hood Rack <i>Requires Front Brush Guard.</i>	241.81

JOHN DEERE COMMERCIAL PRODUCTS
HEAVY-DUTY CROSSOVER UTILITY VEHICLES AND EQUIPMENT

XUV 855D S4 Green & Yellow

Continued

CODE	ATTACHMENT IDENTIFIER	DESCRIPTION	SUGGESTED LIST PRICE USD (\$)
		ATTACHMENTS FOR FIELD CONVERSION Continued...	
	LP30320	Fuel Pack <i>Available through Order Zone</i>	In Catalog
	LP19878	Gator Gear Organizer - Black <i>Available through Order Zone</i>	In Catalog
	LP19886	Gator Tool Box <i>Contact Dealer for pricing.</i>	In Catalog
	LP93117	OPS Overhead Organizer - Black <i>Available through Order Zone</i>	In Catalog
	LP46485	Ratcheting Rhino Grip <i>Available through Order Zone.</i>	In Catalog
	LP25929	Rhino Grip XL - Double <i>Available through Order Zone.</i>	In Catalog
	LP25928	Rhino Grip XL - Single <i>Available through Order Zone.</i>	In Catalog
	LP19882	Saw Press Bracket <i>Available through Order Zone</i>	In Catalog
	BM22775	Side Tool Rack	304.96
	LP93207	Soft Rear Screen and Organizer - Black <i>Available through Order Zone</i>	In Catalog
		Carts / Hitches:	
	LPPCT10LXATV	10AT Cart <i>Available through Order Zone</i>	In Catalog
	LPPCT17ATJD	17AT Cart <i>Available through Order Zone.</i>	In Catalog
	LPUT21JD	21 Steel Utility Cart <i>Available through Order Zone</i>	In Catalog
	PM05101	Ball Mount - 1.875 in. (48mm)	See Parts
	PM05201	Ball Mount - 2 in. (51mm)	See Parts
	BM22290	Drawbar - 2 in. (51mm)	38.51
		Custom & High Performance:	
	BM22703	Seat-Belt Comfort Strap (2) <i>Also compatible with Deluxe Cab.</i>	77.04
	BM24455	Stereo Mounting Kit <i>Includes mounting kit only; must choose one of the following three head units to have complete stereo:</i> <i>Radio, Heavy Duty AM / FM / WB / AUX (SWJHD1120)</i> <i>Radio, Heavy Duty AM / FM / WB / SAT / I-POD (SWJHD1620)</i> <i>Radio, AM / FM / WB / CD / AUX / SAT Ready (SWJHD3620)</i> <i>Must order head unit through Parts. Stereo Mounting Kit not compatible with Deluxe Cab.</i>	660.19

JOHN DEERE COMMERCIAL PRODUCTS
HEAVY-DUTY CROSSOVER UTILITY VEHICLES AND EQUIPMENT

XUV 855D S4 Green & Yellow

Continued

CODE	ATTACHMENT IDENTIFIER	DESCRIPTION	SUGGESTED LIST PRICE USD (\$)
ATTACHMENTS FOR FIELD CONVERSION Continued...			
		Engine:	
	AM882530	Adaptor Parts for Engine Coolant Heater	See Parts
	AR87167	Engine Coolant Heater (110 Volt) <i>Requires adapter parts for engine coolant heater. Requires AM134805 Engine Block Heater Adapter.</i>	See Parts
		Hunting / Camo:	
	LP19884	Cargo Box Gun Mount - Black <i>Available through Order Zone</i>	In Catalog
	LP10319	Gun Mount Kit - Overhead <i>Includes 2 Gun Boot VI. Available through Order Zone</i>	In Catalog
		Lights / Signals:	
	BM24726	Backup Alarm	74.56
	BM24013	Beacon Light <i>Requires OPS Poly Roof and OPS Switch Bank.</i>	219.36
	BM24591	Brake / Tail Light Kit	160.50
	BM24586	Deluxe Signal Light Kit <i>Includes Turn Signals (Front & Rear), 4-Way Flashers, Brake, Tail & Reverse Lights.</i>	374.50
	BM24587	Deluxe Signal Light Kit <i>Includes Turn Signals (Front & Rear) and 4-Way Flashers. Compatible with the 825i and 825i S4 vehicles equipped with the 3000 cargo box option code or 625i, 855D and 855D S4 vehicles equipped with the 3002 Cargo Box option code which already includes the brake & tail lights.</i>	171.20
	BM23442	Hella HID Sport Driving Lights <i>Requires OPS Switch Bank for OPS or poly roof mounting, or Front Brushguard for bumper mounting.</i>	935.19
	BM24108	Hella Performance Spot Lights <i>Requires OPS Switch Bank for OPS or poly roof mounting, or Front Brushguard for bumper mounting.</i>	343.47
	BM23370	Horn Kit	97.37
	BM24090	Long Range Light Kit <i>Can also mount behind front bumper cover directly to frame. Requires OPS Switch Bank for OPS or poly roof mounting, or Front Brushguard for brushguard mounting.</i>	191.53
	BM24016	Mid-Range Light Kit <i>Requires OPS Switch Bank for OPS or poly roof mounting. Can be installed on the front or rear of OPS or roof.</i>	123.06
	BM24273	Mid-Range Light Kit (rear S4 Only) <i>Requires OPS Switch Bank. Compatible with OPS Poly Roofs, or on the OPS alone.</i>	123.06
	BM24089	OPS Switch Bank <i>Accommodates up to three separate OPS accessory kits.</i>	67.41
		Protection:	
	BM23727	Deflector Plate	55.64

JOHN DEERE COMMERCIAL PRODUCTS
HEAVY-DUTY CROSSOVER UTILITY VEHICLES AND EQUIPMENT

XUV 855D S4 Green & Yellow

Continued

CODE	ATTACHMENT IDENTIFIER	DESCRIPTION	SUGGESTED LIST PRICE USD (\$)
		ATTACHMENTS FOR FIELD CONVERSION Continued...	
	BM24282	Floormat <i>Also front floormat on S4</i>	78.11
	BM24283	Floormat (S4 rear)	78.11
	BM24463	Front CV Guards	114.49
	BM22987	Heavy Duty Fender Guard <i>Compatible with Standard Front Bumper.</i>	215.07
	BM22841	Heavy Duty Front Brush Guard	249.31
	BM22767	Heavy Duty Rear Bumper	236.47
	BM22962	Rear CV Guards	114.49
	BM22773	Tail Light Protectors	89.89
		Seats / Wheels / Tires:	
	LP40897	Camoplast Tracks (855D) <i>Available through Order Zone</i>	In Catalog
		Sprayers / Pressure Washers:	
	LP33597	25 Gallon Bed Sprayer <i>Available through Order Zone</i>	In Catalog
	LP19490	25 Gallon Portable Sprayer <i>Available through Order Zone</i>	In Catalog
	LP20852	45 Gallon Bed Sprayer <i>Available through Order Zone</i>	In Catalog
	LP22908	45 Gallon High Performance Sprayer <i>Available through Order Zone</i>	In Catalog
	LP20485	45 Gallon Tow-Behind Sprayer <i>Available through Order Zone</i>	In Catalog
	LP20853	90 Gallon Bed Sprayer <i>Available through Order Zone</i>	In Catalog
	LP22909	90 Gallon High Performance Bed Sprayer <i>Available through Order Zone</i>	In Catalog
	LPGP2700GH	GatorPal High Pressure Washer (2700 psi, Honda engine) <i>Contact Dealer for pricing.</i>	In Catalog
	LPGP2700GS	GatorPal High Pressure Washer (2700 psi, Subaru engine) <i>Contact Dealer for pricing.</i>	In Catalog
	LPGP3000GH	GatorPal High Pressure Washer (3000 psi, Honda engine) <i>Contact Dealer for pricing.</i>	In Catalog
	LPGP3000GS	GatorPal High Pressure Washer (3000 psi, Subaru engine) <i>Contact Dealer for pricing.</i>	In Catalog

JOHN DEERE COMMERCIAL PRODUCTS
HEAVY-DUTY CROSSOVER UTILITY VEHICLES AND EQUIPMENT

XUV 855D S4 Green & Yellow

Continued

CODE	ATTACHMENT IDENTIFIER	DESCRIPTION	SUGGESTED LIST PRICE USD (\$)
		ATTACHMENTS FOR FIELD CONVERSION Continued...	
	LP22885	HP 150 in. Precision Boom <i>Compatible with all High Performance Sprayers Available through Order Zone</i>	In Catalog
	LP39963	HP 45 Gallon Sprayer - Tow Behind <i>Available through Order Zone</i>	In Catalog
	LP22884	HP Boomless Nozzles <i>Compatible with all High Performance Sprayers Available through Order Zone</i>	In Catalog
	LP22911	HP Standard Gator Boom <i>Compatible with all High Performance Sprayers Available through Order Zone</i>	In Catalog
	BM24443	Winch: Warn® Winch (3000 lb) <i>Requires RE266640 positive cable and AN305976 ground cable to reach contactor. Requires 2-Inch Receiver Multi-Mount Kit for Front or Rear Receiver Mount.</i>	770.40
	BM23105	Winch - 2 Inch Receiver Multi-Mount Kit	225.77
	BM21392	Winch Accessories Kit <i>Accessory kit includes 1/2" shackle, 9,000 lbs. maximum capacity snatch block, (2) 1"x8' tree trunk protectors, and (1) pair of WARN winching gloves.</i>	129.47

SERVICE CONTRACTS - RESIDENTIAL OWNERS/USE

Visit <http://www.JohnDeere.com/ServicePlans> for more information on John Deere Service Contracts. May not be Available in Parts of the U.S., Not Available in Canada. Price may vary due to driving distance and/or time from machine to dealership location.

John Deere Extended Service Plan - 2-Year Option <i>Available for T-Series, HPX and XUV utility vehicles only.) 2-year extended service plan. (1 year of extended service protection); 2-years of warranty transportation.</i>	399.99
---	--------

John Deere Extended Service Plan - 3-Year Option <i>3-year extended service plan. (2 years of extended service protection); 3-years of warranty transportation.</i>	569.99
--	--------

JOHN DEERE COMMERCIAL PRODUCTS
HEAVY-DUTY CROSSOVER UTILITY VEHICLES AND EQUIPMENT

XUV 855D S4 Camo Utility and Protection PR
Equipment for Base Machine

ENGINE:	(IRS) with 9 inches (228.6mm)	1,400 Lb (635 kg) Total Payload
22.8 Engine HP*(854cc),	of travel	Capacity which Includes:
Three Cylinder, Liquid-cooled,	Integrated 2" Rear Receiver	200 Lb (91 kg) Driver,
Overhead Valves	12.4 ft. Turning Radius	200 Lb (91 kg) Passenger, and
4-Cycle Diesel	Ground Clearance: 11 In.	1000 Lb (454 kg) in Cargo Box
Full Pressure Lubrication	(267 mm)	Towing Capacity:
System	Ground Clearance	1,500 Lb (680kg)
Replaceable Single Dry-Type	(Under Foot Platform):	CARGO BOX:
Element Air Cleaner with	12.25 In (311 mm)	45 In. Long x 52 In. Wide x
Remote Intake	FRAME/STYLED PARTS:	12 In. Deep
7.0 Gallon (26.49L) Fuel	Hydroform Technology Frame	(1,143mm x 1321mm x 305mm)
Capacity	PC/ASA (JDLOY) Hood and	16.4cu. ft (.46 cu.m) Capacity
Solid-state Ignition (12V)	Fenders	1000 Lbs (454 kg) Box Capacity
Spark-arresting Muffler	OCCUPANT PROTECTION SYSTEM(OPS):	Tilting Box
ELECTRICAL:	1.75 In. (44.4 mm) Steel Tubular	Hinged (Bottom) Tailgate
Electric Start	Overhead Structure	Load Guard
55 Amp 3-Phase Alternator	Multiple Passenger Handholds	TIRES:
480 CCA Battery	3-pt. Seat Belts	Front: 26x9-12 Ancla XT
Two 37.5 Watt Halogen	SAE J2194 & OSHA ROPS Certified	(Extreme Terrain Tires)
Headlights	OPERATOR STATION:	Rear: 26x11-12 Ancla XT
TRANSAXLE/TRANSMISSION:	Front and rear bench seats	(Extreme Terrain Tires)
Continuously Variable	7 In. (178 mm) Slide Rail	SAFETY VIDEO TAPE:
Transmission	Hip Restraint Bars for Driver	Safety and Operational DVD
Full Clutch Enclosure	and Passenger	Operators Manual
Two-speed Transaxle	Passenger Grab Handles	*Engine HP is Provided by the
Operator Selectable 4WD	Glove Box	Engine Manufacturer to be Used
32 mph (51 kph) Maximum	Storage Compartment Under Hood	for Comparison Purposes Only,
Forward Speed	Two Cup Holders	Actual Operating HP will be
On-demand True Four-Wheel	Instrument gauge with 4	Less.
Drive System	wheel-drive indicator, RPM,	Safety and Operational DVD
Auto Locking Front Differential	MPH/KPH, time of day, fuel	Operators Manual
Traction Assist	level, total miles and hour	*Engine HP is Provided by the
Front and Rear Hydraulic Disk	meters	Engine Manufacturer to be Used
Brakes	12v DC Outlet	for Comparison Purposes Only,
Hand-operated Sealed Wet Disk	FRONTAL PROTECTION:	Actual Operating HP will be
Park brake	Heavy-Duty Front Bumper	Less.
1.3 In. (27mm) Forged Rear	Integrated 2 Inch Front Receiver	
Axles	Hitch	
STEERING/SUSPENSION:	REAR PROTECTION:	
Power Steering	Engine carrier close ut panel	
Rack and Pinion Steering	DIMENSIONS(WITH OPS):	
Independent Front Suspension	154 In. Long (3924.3mm) x 62 In.	
(IRS) with 8 inches (203mm)	Wide (1574.8mm) x 75 Inches High	
of travel	(1905mm)	
Independent Rear Suspension	PAYLOAD CAPACITY:	

CODE	ATTACHMENT IDENTIFIER	DESCRIPTION	SUGGESTED LIST PRICE USD (\$)
------	-----------------------	-------------	-------------------------------

Select One Code From Each Required Category

BASE MACHINE

F.O.B. Janesville, Wisconsin

589BM	XUV 855D S4 Camo Utility and Protection PR Base Machine Suggested List Price Does Not Include \$500 USD Destination Charge.	15,549.00
-------	--	-----------

DESTINATION

0202	US/Canada	In Base Price
0230	Australia/New Zealand	Same Price

JOHN DEERE COMMERCIAL PRODUCTS
HEAVY-DUTY CROSSOVER UTILITY VEHICLES AND EQUIPMENT

XUV 855D S4 Camo Utility and Protection PR

Continued

CODE	ATTACHMENT IDENTIFIER	DESCRIPTION	SUGGESTED LIST PRICE USD (\$)
WHEELS WITH TIRES (FOUR)			
1002		Black Alloy Wheels Maxxis Bighorn Radial Tires	823.00
DRIVER SEAT			
2001		Bench Seat - Black	Same Price
DELUXE CARGO BOX			
3002		Deluxe Cargo Box with Polyurea Liner, Brake, Tail, Reverse Lights & Light Protector	496.00
OVERHEAD PROTECTION STRUCTURES (OPS)			
4008		OPS with Black Poly Roof	559.00
POWER AND FRONT PROTECTION PACKAGE			
5000		Power and Front Protection Package Package Consists of: Power Lift, Heavy Duty Front Brushguard, Heavy Duty Front Fender Guard, Front Floor Mats, Rear Floor Mats <i>Package Priced at 10% discount.</i>	1,331.00
REAR PROTECTION PACKAGE			
5100		Rear Protection Package Package Consists of: Rear Bumper, Bed Mat, Cargo Box Heavy Duty Fender Guards <i>Package Priced at 10% discount.</i>	494.00
FRONT BRUSH GUARD			
6010		Less Front Brush Guard <i>Must order 6010 option code when ordering 5000 option code.</i>	In Base Price
HOOD RACK			
6310		Less Front Hood Rack XUV <i>Must order 6310 option code when ordering 4002 option code.</i>	In Base Price

ATTACHMENTS FOR FIELD CONVERSION

LP25355	Blades: Heavy Duty POWERtach Blade - 72" <i>Available through Order Zone</i>	In Catalog
LPPK140	POWERtach Deflector Shield <i>Available through Order Zone</i>	In Catalog
LPPK120	POWERtach Markers <i>Available through Order Zone</i>	In Catalog
LPPWBK72	POWERtach Poly Wear Bar <i>Available through Order Zone</i>	In Catalog
LPPK150	POWERtach Rubber Squeegee <i>Available through Order Zone</i>	In Catalog

JOHN DEERE COMMERCIAL PRODUCTS
HEAVY-DUTY CROSSOVER UTILITY VEHICLES AND EQUIPMENT

XUV 855D S4 Camo Utility and Protection PR

Continued

CODE	ATTACHMENT IDENTIFIER	DESCRIPTION	SUGGESTED LIST PRICE USD (\$)
		ATTACHMENTS FOR FIELD CONVERSION Continued...	
	LPPK160	POWERTach Skid Shoes <i>Available through Order Zone</i>	In Catalog
		Cabs/Roofs/Windshields:	
	BM23742	OPS Full No-Scratch Windshield <i>Not compatible with Deluxe Cab Frame. Compatible with poly cab.</i>	531.79
	BM23741	OPS Full Poly Windshield <i>Not compatible with Deluxe Cab Frame. Compatible with poly cab.</i>	423.71
	BM23743	OPS Glass Windshield with Wiper <i>Not compatible with Deluxe Cab Frame. Compatible with poly cab.</i>	874.19
	BM23740	OPS Half Poly Windshield <i>Not compatible with Deluxe Cab Frame.</i>	339.19
	BM24116	OPS Poly Roof - S4 (Black)	598.13
	BM24561	OPS Rear Panel <i>Part of the Poly cab, or can be mounted on the OPS alone. Requires full windshield, poly cab doors, and poly roof to complete poly cab.</i>	502.90
	LP10314	OPS Side Mirror - Left <i>Available through Order Zone.</i>	In Catalog
	LP10315	OPS Side Mirror - Right <i>Available through Order Zone.</i>	In Catalog
		Cargo Box Options / Storage:	
	BM23849	5 Gallon Pail Holder	38.51
	BM22772	Cargo Box Bed Mat	119.84
	BM22769	Cargo Box Divider	191.53
	BM22811	Cargo Box FenderGuard <i>Requires Rear Bumper</i>	191.53
	BM23694	Cargo Box Power Lift Kit	858.14
	BM22774	Cargo Box Side Extension Kit	511.46
	LP19880	Deluxe Cargo Box Cover - Black <i>Available through Order Zone</i>	In Catalog
	BM22980	Front Hood Rack <i>Requires Front Brush Guard.</i>	241.81
	LP30320	Fuel Pack <i>Available through Order Zone</i>	In Catalog
	LP19878	Gator Gear Organizer - Black <i>Available through Order Zone</i>	In Catalog
	LP19886	Gator Tool Box <i>Contact Dealer for pricing.</i>	In Catalog

JOHN DEERE COMMERCIAL PRODUCTS
HEAVY-DUTY CROSSOVER UTILITY VEHICLES AND EQUIPMENT

XUV 855D S4 Camo Utility and Protection PR

Continued

CODE	ATTACHMENT IDENTIFIER	DESCRIPTION	SUGGESTED LIST PRICE USD (\$)
		ATTACHMENTS FOR FIELD CONVERSION Continued...	
	LP93117	OPS Overhead Organizer - Black <i>Available through Order Zone</i>	In Catalog
	LP93113	OPS Overhead Organizer - Camo <i>Available through Order Zone</i>	In Catalog
	LP46485	Ratcheting Rhino Grip <i>Available through Order Zone.</i>	In Catalog
	LP25929	Rhino Grip XL - Double <i>Available through Order Zone.</i>	In Catalog
	LP25928	Rhino Grip XL - Single <i>Available through Order Zone.</i>	In Catalog
	LP19882	Saw Press Bracket <i>Available through Order Zone</i>	In Catalog
	BM22775	Side Tool Rack	304.96
	LP93207	Soft Rear Screen and Organizer - Black <i>Available through Order Zone</i>	In Catalog
		Carts / Hitches:	
	LPPCT10LXATV	10AT Cart <i>Available through Order Zone</i>	In Catalog
	LPPCT17ATJD	17AT Cart <i>Available through Order Zone.</i>	In Catalog
	LPUT21JD	21 Steel Utility Cart <i>Available through Order Zone</i>	In Catalog
	PM05101	Ball Mount - 1.875 in. (48mm)	See Parts
	PM05201	Ball Mount - 2 in. (51mm)	See Parts
	BM22290	Drawbar - 2 in. (51mm)	38.51
		Custom & High Performance:	
	BM22703	Seat-Belt Comfort Strap (2) <i>Also compatible with Deluxe Cab.</i>	77.04
	BM24455	Stereo Mounting Kit <i>Includes mounting kit only; must choose one of the following three head units to have complete stereo:</i> <i>Radio, Heavy Duty AM / FM / WB / AUX (SWJHD1120)</i> <i>Radio, Heavy Duty AM / FM / WB / SAT / I-POD (SWJHD1620)</i> <i>Radio, AM / FM / WB / CD / AUX / SAT Ready (SWJHD3620)</i> <i>Must order head unit through Parts. Stereo Mounting Kit not compatible with Deluxe Cab.</i>	660.19
		Engine:	
	AM882530	Adaptor Parts for Engine Coolant Heater	See Parts
	AR87167	Engine Coolant Heater (110 Volt) <i>Requires adapter parts for engine coolant heater. Requires AM134805 Engine Block Heater Adapter.</i>	See Parts

Hunting / Camo:

JOHN DEERE COMMERCIAL PRODUCTS
HEAVY-DUTY CROSSOVER UTILITY VEHICLES AND EQUIPMENT

XUV 855D S4 Camo Utility and Protection PR

Continued

CODE	ATTACHMENT IDENTIFIER	DESCRIPTION	SUGGESTED LIST PRICE USD (\$)
		ATTACHMENTS FOR FIELD CONVERSION Continued...	
	LP19884	Cargo Box Gun Mount - Black <i>Available through Order Zone</i>	In Catalog
	LP19879	Deluxe Cargo Box Cover- Camo <i>Available through Order Zone</i>	In Catalog
	LP19877	Gator Gear Organizer (Camo) <i>Available through Order Zone</i>	In Catalog
	LP10319	Gun Mount Kit - Overhead <i>Includes 2 Gun Boot VI. Available through Order Zone</i>	In Catalog
		Lights / Signals:	
	BM24726	Backup Alarm	74.56
	BM24013	Beacon Light <i>Requires OPS Poly Roof and OPS Switch Bank.</i>	219.36
	BM24591	Brake / Tail Light Kit	160.50
	BM24586	Deluxe Signal Light Kit <i>Includes Turn Signals (Front & Rear), 4-Way Flashers, Brake, Tail & Reverse Lights.</i>	374.50
	BM24587	Deluxe Signal Light Kit <i>Includes Turn Signals (Front & Rear) and 4-Way Flashers. Compatible with the 825i and 825i S4 vehicles equipped with the 3000 cargo box option code or 625i, 855D and 855D S4 vehicles equipped with the 3002 Cargo Box option code which already includes the brake & tail lights.</i>	171.20
	BM23442	Hella HID Sport Driving Lights <i>Requires OPS Switch Bank for OPS or poly roof mounting, or Front Brushguard for bumper mounting.</i>	935.19
	BM24108	Hella Performance Spot Lights <i>Requires OPS Switch Bank for OPS or poly roof mounting, or Front Brushguard for bumper mounting.</i>	343.47
	BM23370	Horn Kit	97.37
	BM24090	Long Range Light Kit <i>Can also mount behind front bumper cover directly to frame. Requires OPS Switch Bank for OPS or poly roof mounting, or Front Brushguard for brushguard mounting.</i>	191.53
	BM24016	Mid-Range Light Kit <i>Requires OPS Switch Bank for OPS or poly roof mounting. Can be installed on the front or rear of OPS or roof.</i>	123.06
	BM24273	Mid-Range Light Kit (rear S4 Only) <i>Requires OPS Switch Bank. Compatible with OPS Poly Roofs, or on the OPS alone.</i>	123.06
	BM24089	OPS Switch Bank <i>Accommodates up to three separate OPS accessory kits.</i>	67.41
		Protection:	
	BM23727	Deflector Plate	55.64

JOHN DEERE COMMERCIAL PRODUCTS
HEAVY-DUTY CROSSOVER UTILITY VEHICLES AND EQUIPMENT

XUV 855D S4 Camo Utility and Protection PR

Continued

CODE	ATTACHMENT IDENTIFIER	DESCRIPTION	SUGGESTED LIST PRICE USD (\$)
		ATTACHMENTS FOR FIELD CONVERSION Continued...	
	BM24282	Floormat <i>Also front floormat on S4</i>	78.11
	BM24283	Floormat (S4 rear)	78.11
	BM24463	Front CV Guards	114.49
	BM22987	Heavy Duty Fender Guard <i>Compatible with Standard Front Bumper.</i>	215.07
	BM22841	Heavy Duty Front Brush Guard	249.31
	BM22767	Heavy Duty Rear Bumper	236.47
	BM22962	Rear CV Guards	114.49
	BM22773	Tail Light Protectors	89.89
		Seats / Wheels / Tires:	
	LP40897	Camoplast Tracks (855D) <i>Available through Order Zone</i>	In Catalog
		Sprayers / Pressure Washers:	
	LP33597	25 Gallon Bed Sprayer <i>Available through Order Zone</i>	In Catalog
	LP19490	25 Gallon Portable Sprayer <i>Available through Order Zone</i>	In Catalog
	LP20852	45 Gallon Bed Sprayer <i>Available through Order Zone</i>	In Catalog
	LP22908	45 Gallon High Performance Sprayer <i>Available through Order Zone</i>	In Catalog
	LP20485	45 Gallon Tow-Behind Sprayer <i>Available through Order Zone</i>	In Catalog
	LP20853	90 Gallon Bed Sprayer <i>Available through Order Zone</i>	In Catalog
	LP22909	90 Gallon High Performance Bed Sprayer <i>Available through Order Zone</i>	In Catalog
	LPGP2700GH	GatorPal High Pressure Washer (2700 psi, Honda engine) <i>Contact Dealer for pricing.</i>	In Catalog
	LPGP2700GS	GatorPal High Pressure Washer (2700 psi, Subaru engine) <i>Contact Dealer for pricing.</i>	In Catalog
	LPGP3000GH	GatorPal High Pressure Washer (3000 psi, Honda engine) <i>Contact Dealer for pricing.</i>	In Catalog
	LPGP3000GS	GatorPal High Pressure Washer (3000 psi, Subaru engine) <i>Contact Dealer for pricing.</i>	In Catalog

JOHN DEERE COMMERCIAL PRODUCTS
HEAVY-DUTY CROSSOVER UTILITY VEHICLES AND EQUIPMENT

XUV 855D S4 Camo Utility and Protection PR

Continued

CODE	ATTACHMENT IDENTIFIER	DESCRIPTION	SUGGESTED LIST PRICE USD (\$)
		ATTACHMENTS FOR FIELD CONVERSION Continued...	
	LP22885	HP 150 in. Precision Boom <i>Compatible with all High Performance Sprayers Available through Order Zone</i>	In Catalog
	LP39963	HP 45 Gallon Sprayer - Tow Behind <i>Available through Order Zone</i>	In Catalog
	LP22884	HP Boomless Nozzles <i>Compatible with all High Performance Sprayers Available through Order Zone</i>	In Catalog
	LP22911	HP Standard Gator Boom <i>Compatible with all High Performance Sprayers Available through Order Zone</i>	In Catalog
	BM24443	Winch: Warn® Winch (3000 lb) <i>Requires RE266640 positive cable and AN305976 ground cable to reach contactor. Requires 2-Inch Receiver Multi-Mount Kit for Front or Rear Receiver Mount.</i>	770.40
	BM23105	Winch - 2 Inch Receiver Multi-Mount Kit	225.77
	BM21392	Winch Accessories Kit <i>Accessory kit includes 1/2" shackle, 9,000 lbs. maximum capacity snatch block, (2) 1"x8' tree trunk protectors, and (1) pair of WARN winching gloves.</i>	129.47

SERVICE CONTRACTS - RESIDENTIAL OWNERS/USE

Visit <http://www.JohnDeere.com/ServicePlans> for more information on John Deere Service Contracts. May not be Available in Parts of the U.S., Not Available in Canada. Price may vary due to driving distance and/or time from machine to dealership location.

John Deere Extended Service Plan - 2-Year Option <i>Available for T-Series, HPX and XUV utility vehicles only.) 2-year extended service plan. (1 year of extended service protection); 2-years of warranty transportation.</i>	399.99
---	--------

John Deere Extended Service Plan - 3-Year Option <i>3-year extended service plan. (2 years of extended service protection); 3-years of warranty transportation.</i>	569.99
--	--------

JOHN DEERE COMMERCIAL PRODUCTS

HEAVY-DUTY CROSSOVER UTILITY VEHICLES AND EQUIPMENT

XUV 855D S4 Camo Equipment for Base Machine

ENGINE:	(IRS) with 9 inches (228.6mm) of travel	1,400 Lb (635 kg) Total Payload Capacity which Includes:
22.8 Engine HP*(854cc),	Integrated 2" Rear Receiver	200 Lb (91 kg) Driver,
Three Cylinder, Liquid-cooled,	12.4 ft. Turning Radius	200 Lb (91 kg) Passenger, and
Overhead Valves	Ground Clearance: 11 In. (267 mm)	1000 Lb (454 kg) in Cargo Box
4-Cycle Diesel	Ground Clearance (Under Foot Platform): 12.25 In (311 mm)	Towing Capacity:
Full Pressure Lubrication System	FRAME/STYLED PARTS:	1,500 Lb (680kg)
Replaceable Single Dry-Type Element Air Cleaner with Remote Intake	Hydroform Technology Frame	CARGO BOX:
7.0 Gallon (26.49L) Fuel Capacity	PC/ASA (JDLOY) Hood and Fenders	45 In. Long x 52 In. Wide x 12 In. Deep
Solid-state Ignition (12V) Spark-arresting Muffler	OCCUPANT PROTECTION SYSTEM(OPS): 1.75 In. (44.4 mm) Steel Tubular Overhead Structure	(1,143mm x 1321mm x 305mm)
ELECTRICAL:	Multiple Passenger Handholds	16.4cu. ft (.46 cu.m) Capacity
Electric Start	3-pt. Seat Belts	1000 Lbs (454 kg) Box Capacity
55 Amp 3-Phase Alternator	SAE J2194 & OSHA ROPS Certified OPERATOR STATION:	Tilting Box
480 CCA Battery	Front and rear bench seats	Hinged (Bottom) Tailgate
Two 37.5 Watt Halogen Headlights	7 In. (178 mm) Slide Rail	Load Guard
TRANSAXLE/TRANSMISSION:	Hip Restraint Bars for Driver and Passenger	TIRES:
Continuously Variable Transmission	Passenger Grab Handles	Front: 26x9-12 Ancla XT (Extreme Terrain Tires)
Full Clutch Enclosure	Glove Box	Rear: 26x11-12 Ancla XT (Extreme Terrain Tires)
Two-speed Transaxle	Storage Compartment Under Hood	SAFETY VIDEO TAPE:
Operator Selectable 4WD	Two Cup Holders	Safety and Operational DVD Operators Manual
32 mph (51 kph) Maximum Forward Speed	Instrument gauge with 4 wheel-drive indicator, RPM, MPH/KPH, time of day, fuel level, total miles and hour meters	*Engine HP is Provided by the Engine Manufacturer to be Used for Comparison Purposes Only, Actual Operating HP will be Less.
On-demand True Four-Wheel Drive System	12v DC Outlet	Safety and Operational DVD Operators Manual
Auto Locking Front Differential Traction Assist	FRONTAL PROTECTION:	*Engine HP is Provided by the Engine Manufacturer to be Used for Comparison Purposes Only, Actual Operating HP will be Less.
Front and Rear Hydraulic Disk Brakes	Heavy-Duty Front Bumper	
Hand-operated Sealed Wet Disk Park brake	Integrated 2 Inch Front Receiver Hitch	
1.3 In. (27mm) Forged Rear Axles	REAR PROTECTION:	
STEERING/SUSPENSION:	Engine carrier close ut panel	
Power Steering	DIMENSIONS(WITH OPS):	
Rack and Pinion Steering	154 In. Long (3924.3mm) x 62 In. Wide (1574.8mm) x 75 Inches High (1905mm)	
Independent Front Suspension (IRS) with 8 inches (203mm) of travel	PAYLOAD CAPACITY:	
Independent Rear Suspension		

CODE	ATTACHMENT IDENTIFIER	DESCRIPTION	SUGGESTED LIST PRICE USD (\$)
------	-----------------------	-------------	-------------------------------

Select One Code From Each Required Category

BASE MACHINE

F.O.B. Janesville, Wisconsin

5892M	XUV 855D S4 Camo <i>Base Machine Suggested List Price Does Not Include \$500 USD Destination Charge.</i>	15,549.00
-------	---	-----------

DESTINATION

0202	US/Canada	In Base Price
0195	Mexico	Same Price

JOHN DEERE COMMERCIAL PRODUCTS
HEAVY-DUTY CROSSOVER UTILITY VEHICLES AND EQUIPMENT

XUV 855D S4 Camo

Continued

CODE	ATTACHMENT IDENTIFIER	DESCRIPTION	SUGGESTED LIST PRICE USD (\$)
DESTINATION Continued...			
0250		All Other Countries	Same Price
0179		Europe	312.00
WHEELS WITH TIRES (FOUR)			
1001		Black Steel Wheels Ancla M-T Extreme Terrain Tire	In Base Price
DRIVER SEAT			
2001		Bench Seat - Black	Same Price
DELUXE CARGO BOX			
3000		Deluxe Cargo Box - with Paint	In Base Price
OVERHEAD PROTECTION STRUCTURES (OPS)			
4000		OPS	In Base Price
POWER AND FRONT PROTECTION PACKAGE			
5010		Manual Lift <i>Must order 5010 option code when ordering 6000 option code.</i>	In Base Price
REAR PROTECTION PACKAGE			
5110		Less Rear Protection Package	In Base Price
FRONT BRUSH GUARD			
6010		Less Front Brush Guard <i>Must order 6010 option code when ordering 5000 option code.</i>	In Base Price
HOOD RACK			
6310		Less Front Hood Rack XUV <i>Must order 6310 option code when ordering 4002 option code.</i>	In Base Price
Attachments-Order as Desired			
9435		Spanish North American Kit: Spanish North American Operator's Manual and Decal Kit	No Charge
ATTACHMENTS FOR FIELD CONVERSION			
	LP25355	Blades: Heavy Duty POWERtach Blade - 72" <i>Available through Order Zone</i>	In Catalog
	LPPK140	POWERtach Deflector Shield <i>Available through Order Zone</i>	In Catalog

JOHN DEERE COMMERCIAL PRODUCTS
HEAVY-DUTY CROSSOVER UTILITY VEHICLES AND EQUIPMENT

XUV 855D S4 Camo

Continued

CODE	ATTACHMENT IDENTIFIER	DESCRIPTION	SUGGESTED LIST PRICE USD (\$)
		ATTACHMENTS FOR FIELD CONVERSION Continued...	
	LPPK120	POWERTach Markers <i>Available through Order Zone</i>	In Catalog
	LPPWBK72	POWERTach Poly Wear Bar <i>Available through Order Zone</i>	In Catalog
	LPPK150	POWERTach Rubber Squeegee <i>Available through Order Zone</i>	In Catalog
	LPPK160	POWERTach Skid Shoes <i>Available through Order Zone</i>	In Catalog
		Cabs/Roofs/Windshields:	
BM23742		OPS Full No-Scratch Windshield <i>Not compatible with Deluxe Cab Frame. Compatible with poly cab.</i>	531.79
BM23741		OPS Full Poly Windshield <i>Not compatible with Deluxe Cab Frame. Compatible with poly cab.</i>	423.71
BM23743		OPS Glass Windshield with Wiper <i>Not compatible with Deluxe Cab Frame. Compatible with poly cab.</i>	874.19
BM23740		OPS Half Poly Windshield <i>Not compatible with Deluxe Cab Frame.</i>	339.19
BM24116		OPS Poly Roof - S4 (Black)	598.13
BM24561		OPS Rear Panel <i>Part of the Poly cab, or can be mounted on the OPS alone. Requires full windshield, poly cab doors, and poly roof to complete poly cab.</i>	502.90
LP10314		OPS Side Mirror - Left <i>Available through Order Zone.</i>	In Catalog
LP10315		OPS Side Mirror - Right <i>Available through Order Zone.</i>	In Catalog
		Cargo Box Options / Storage:	
BM23849		5 Gallon Pail Holder	38.51
BM22772		Cargo Box Bed Mat	119.84
BM22769		Cargo Box Divider	191.53
BM22811		Cargo Box FenderGuard <i>Requires Rear Bumper</i>	191.53
BM23694		Cargo Box Power Lift Kit	858.14
BM22774		Cargo Box Side Extension Kit	511.46
LP19880		Deluxe Cargo Box Cover - Black <i>Available through Order Zone</i>	In Catalog
BM22980		Front Hood Rack <i>Requires Front Brush Guard.</i>	241.81

JOHN DEERE COMMERCIAL PRODUCTS
HEAVY-DUTY CROSSOVER UTILITY VEHICLES AND EQUIPMENT

XUV 855D S4 Camo

Continued

CODE	ATTACHMENT IDENTIFIER	DESCRIPTION	SUGGESTED LIST PRICE USD (\$)
		ATTACHMENTS FOR FIELD CONVERSION Continued...	
	LP30320	Fuel Pack <i>Available through Order Zone</i>	In Catalog
	LP19878	Gator Gear Organizer - Black <i>Available through Order Zone</i>	In Catalog
	LP19886	Gator Tool Box <i>Contact Dealer for pricing.</i>	In Catalog
	LP93117	OPS Overhead Organizer - Black <i>Available through Order Zone</i>	In Catalog
	LP93113	OPS Overhead Organizer - Camo <i>Available through Order Zone</i>	In Catalog
	LP46485	Ratcheting Rhino Grip <i>Available through Order Zone.</i>	In Catalog
	LP25929	Rhino Grip XL - Double <i>Available through Order Zone.</i>	In Catalog
	LP25928	Rhino Grip XL - Single <i>Available through Order Zone.</i>	In Catalog
	LP19882	Saw Press Bracket <i>Available through Order Zone</i>	In Catalog
	BM22775	Side Tool Rack	304.96
	LP93207	Soft Rear Screen and Organizer - Black <i>Available through Order Zone</i>	In Catalog
		Carts / Hitches:	
	LPPCT10LXATV	10AT Cart <i>Available through Order Zone</i>	In Catalog
	LPPCT17ATJD	17AT Cart <i>Available through Order Zone.</i>	In Catalog
	LPUT21JD	21 Steel Utility Cart <i>Available through Order Zone</i>	In Catalog
	PM05101	Ball Mount - 1.875 in. (48mm)	See Parts
	PM05201	Ball Mount - 2 in. (51mm)	See Parts
	BM22290	Drawbar - 2 in. (51mm)	38.51
		Custom & High Performance:	
	BM22703	Seat-Belt Comfort Strap (2) <i>Also compatible with Deluxe Cab.</i>	77.04

JOHN DEERE COMMERCIAL PRODUCTS
HEAVY-DUTY CROSSOVER UTILITY VEHICLES AND EQUIPMENT

XUV 855D S4 Camo

Continued

CODE	ATTACHMENT IDENTIFIER	DESCRIPTION	SUGGESTED LIST PRICE USD (\$)
		ATTACHMENTS FOR FIELD CONVERSION Continued...	
	BM24455	Stereo Mounting Kit <i>Includes mounting kit only; must choose one of the following three head units to have complete stereo:</i> <i>Radio, Heavy Duty AM / FM / WB / AUX (SWJHD1120)</i> <i>Radio, Heavy Duty AM / FM / WB / SAT / I-POD (SWJHD1620)</i> <i>Radio, AM / FM / WB / CD / AUX / SAT Ready (SWJHD3620)</i> <i>Must order head unit through Parts. Stereo Mounting Kit not compatible with Deluxe Cab.</i>	660.19
	AM882530	Engine: Adaptor Parts for Engine Coolant Heater	See Parts
	AR87167	Engine Coolant Heater (110 Volt) <i>Requires adapter parts for engine coolant heater. Requires AM134805 Engine Block Heater Adapter.</i>	See Parts
	LP19884	Hunting / Camo: Cargo Box Gun Mount - Black <i>Available through Order Zone</i>	In Catalog
	LP19879	Deluxe Cargo Box Cover- Camo <i>Available through Order Zone</i>	In Catalog
	LP19877	Gator Gear Organizer (Camo) <i>Available through Order Zone</i>	In Catalog
	LP10319	Gun Mount Kit - Overhead <i>Includes 2 Gun Boot VI.</i> <i>Available through Order Zone</i>	In Catalog
	BM24726	Lights / Signals: Backup Alarm	74.56
	BM24013	Beacon Light <i>Requires OPS Poly Roof and OPS Switch Bank.</i>	219.36
	BM24591	Brake / Tail Light Kit	160.50
	BM24586	Deluxe Signal Light Kit <i>Includes Turn Signals (Front & Rear), 4-Way Flashers, Brake, Tail & Reverse Lights.</i>	374.50
	BM24587	Deluxe Signal Light Kit <i>Includes Turn Signals (Front & Rear) and 4-Way Flashers. Compatible with the 825i and 825i S4 vehicles equipped with the 3000 cargo box option code or 625i, 855D and 855D S4 vehicles equipped with the 3002 Cargo Box option code which already includes the brake & tail lights.</i>	171.20
	BM23442	Hella HID Sport Driving Lights <i>Requires OPS Switch Bank for OPS or poly roof mounting, or Front Brushguard for bumper mounting.</i>	935.19
	BM24108	Hella Performance Spot Lights <i>Requires OPS Switch Bank for OPS or poly roof mounting, or Front Brushguard for bumper mounting.</i>	343.47
	BM23370	Horn Kit	97.37

JOHN DEERE COMMERCIAL PRODUCTS
HEAVY-DUTY CROSSOVER UTILITY VEHICLES AND EQUIPMENT

XUV 855D S4 Camo

Continued

CODE	ATTACHMENT IDENTIFIER	DESCRIPTION	SUGGESTED LIST PRICE USD (\$)
		ATTACHMENTS FOR FIELD CONVERSION Continued...	
	BM24090	Long Range Light Kit <i>Can also mount behind front bumper cover directly to frame. Requires OPS Switch Bank for OPS or poly roof mounting, or Front Brushguard for brushguard mounting.</i>	191.53
	BM24016	Mid-Range Light Kit <i>Requires OPS Switch Bank for OPS or poly roof mounting. Can be installed on the front or rear of OPS or roof.</i>	123.06
	BM24273	Mid-Range Light Kit (rear S4 Only) <i>Requires OPS Switch Bank. Compatible with OPS Poly Roofs, or on the OPS alone.</i>	123.06
	BM24089	OPS Switch Bank <i>Accommodates up to three separate OPS accessory kits.</i>	67.41
	BM23727	Protection: Deflector Plate	55.64
	BM24282	Floormat <i>Also front floormat on S4</i>	78.11
	BM24283	Floormat (S4 rear)	78.11
	BM24463	Front CV Guards	114.49
	BM22987	Heavy Duty Fender Guard <i>Compatible with Standard Front Bumper.</i>	215.07
	BM22841	Heavy Duty Front Brush Guard	249.31
	BM22767	Heavy Duty Rear Bumper	236.47
	BM22962	Rear CV Guards	114.49
	BM22773	Tail Light Protectors	89.89
	LP40897	Seats / Wheels / Tires: Camoplast Tracks (855D) <i>Available through Order Zone</i>	In Catalog
	LP33597	Sprayers / Pressure Washers: 25 Gallon Bed Sprayer <i>Available through Order Zone</i>	In Catalog
	LP19490	25 Gallon Portable Sprayer <i>Available through Order Zone</i>	In Catalog
	LP20852	45 Gallon Bed Sprayer <i>Available through Order Zone</i>	In Catalog
	LP22908	45 Gallon High Performance Sprayer <i>Available through Order Zone</i>	In Catalog
	LP20485	45 Gallon Tow-Behind Sprayer <i>Available through Order Zone</i>	In Catalog
	LP20853	90 Gallon Bed Sprayer <i>Available through Order Zone</i>	In Catalog

JOHN DEERE COMMERCIAL PRODUCTS
HEAVY-DUTY CROSSOVER UTILITY VEHICLES AND EQUIPMENT

XUV 855D S4 Camo
Continued

CODE	ATTACHMENT IDENTIFIER	DESCRIPTION	SUGGESTED LIST PRICE USD (\$)
		ATTACHMENTS FOR FIELD CONVERSION Continued...	
	LP22909	90 Gallon High Performance Bed Sprayer <i>Available through Order Zone</i>	In Catalog
	LPGP2700GH	GatorPal High Pressure Washer (2700 psi, Honda engine) <i>Contact Dealer for pricing.</i>	In Catalog
	LPGP2700GS	GatorPal High Pressure Washer (2700 psi, Subaru engine) <i>Contact Dealer for pricing.</i>	In Catalog
	LPGP3000GH	GatorPal High Pressure Washer (3000 psi, Honda engine) <i>Contact Dealer for pricing.</i>	In Catalog
	LPGP3000GS	GatorPal High Pressure Washer (3000 psi, Subaru engine) <i>Contact Dealer for pricing.</i>	In Catalog
	LP22885	HP 150 in. Precision Boom <i>Compatible with all High Performance Sprayers</i> <i>Available through Order Zone</i>	In Catalog
	LP39963	HP 45 Gallon Sprayer - Tow Behind <i>Available through Order Zone</i>	In Catalog
	LP22884	HP Boomless Nozzles <i>Compatible with all High Performance Sprayers</i> <i>Available through Order Zone</i>	In Catalog
	LP22911	HP Standard Gator Boom <i>Compatible with all High Performance Sprayers</i> <i>Available through Order Zone</i>	In Catalog
	BM24443	Winch: Warn® Winch (3000 lb) <i>Requires RE266640 positive cable and AN305976 ground cable to reach contactor.</i> <i>Requires 2-Inch Receiver Multi-Mount Kit for Front or Rear Receiver Mount.</i>	770.40
	BM23105	Winch - 2 Inch Receiver Multi-Mount Kit	225.77
	BM21392	Winch Accessories Kit <i>Accessory kit includes 1/2" shackle, 9,000 lbs. maximum capacity snatch block, (2) 1"x8' tree trunk protectors, and (1) pair of WARN winching gloves.</i>	129.47

SERVICE CONTRACTS - RESIDENTIAL OWNERS/USE

Visit <http://www.JohnDeere.com/ServicePlans> for more information on John Deere Service Contracts. May not be Available in Parts of the U.S., Not Available in Canada. Price may vary due to driving distance and/or time from machine to dealership location.

John Deere Extended Service Plan - 2-Year Option <i>Available for T-Series, HPX and XUV utility vehicles only.)</i> <i>2-year extended service plan. (1 year of extended service protection);</i> <i>2-years of warranty transportation.</i>	399.99
---	--------

John Deere Extended Service Plan - 3-Year Option <i>3-year extended service plan. (2 years of extended service protection);</i> <i>3-years of warranty transportation.</i>	569.99
--	--------

JOHN DEERE COMMERCIAL PRODUCTS
UTILITY VEHICLES AND EQUIPMENT

Standard-Duty 72 In. Front Blade
(For Gator Utility Vehicles, Crossover UV's and M-Gators)
Equipment for Base Machine

72-Inch Wide Straight Blade
Three-Position Manual Angling
Quick Installation for Both
Frame and Hydraulic Lift
Two Adjustable Skid Shoes
Trip Protection

Replaceable Cutting Edge
Less Implement Lift Frame and
Lift

CODE	ATTACHMENT IDENTIFIER	DESCRIPTION	SUGGESTED LIST PRICE USD (\$)
------	--------------------------	-------------	-------------------------------------

Select One Code From Each Required Category

BASE MACHINE

8014M		Standard-Duty 72 In. Front Blade (For Gator Utility Vehicles, Crossover UV's and M-Gators)	633.00
-------	--	---	--------

LIFT FRAME KITS

1000		Implement Lift Frame Kit <i>For use on XUV 625i, 825i, 855D and A2 & A3 Utility Vehicles Only.</i>	514.00
1001		Implement Lift Frame Kit <i>For Use on TS, TX, TX TURF, TH, and M-Gator A1 Utility Vehicles.</i>	442.00
1003		Implement Lift Frame Kit <i>For use on XUV 620i, 850D and HPX Utility Vehicles.</i>	514.00
1010		Less Implement Lift Frame Kit	In Base Price

POWER / HYDRAULIC LIFT KITS

2000		Hydraulic Implement Lift Kit <i>For use on XUV 620i, 850D and HPX Utility Vehicles. Includes Adapter Kit for hydraulic implement lift.</i>	896.00
2001		Power Implement Lift Kit <i>For Use on TS, TX, TX TURF, TH, and M-Gator A1 Utility Vehicles.</i>	730.00
2002		Hydraulic Implement Lift Kit <i>For Use on XUV 625i, 825i, 855D and A2 & A3 Utility Vehicles Only.</i>	823.00
2010		Less Implement Lift Kit	In Base Price

ATTACHMENTS - ORDER AS DESIRED

9100		European CE Kit: European CE Conversion Kit for 72 In. Front Blade <i>This Code Must be Ordered to Receive a 72 In. Front Blade Which Meets CE Mark Requirements. Kit Includes Pictorial Decals and Operator's Manuals in English, French, Italian, German and Spanish.</i>	No Charge
------	--	--	-----------

ATTACHMENTS FOR FIELD CONVERSION

Blades:

JOHN DEERE COMMERCIAL PRODUCTS
UTILITY VEHICLES AND EQUIPMENT

Standard-Duty 72 In. Front Blade
(For Gator Utility Vehicles, Crossover UV's and M-Gators)

Continued

CODE	ATTACHMENT IDENTIFIER	DESCRIPTION	SUGGESTED LIST PRICE USD (\$)
		ATTACHMENTS FOR FIELD CONVERSION Continued...	
	BM23029	Plow Markers	38.51
	VGB10544	Custom & High Performance: Heavy Duty Front Suspension <i>For Use On HPX, 620 and 850 XUV Utility Vehicles Only. Recommended for Crossover Vehicles equipped with Front Blade or Cab.</i>	249.31
	BM24354	Miscellaneous: Adapter Kit for Hydraulic Implement Lift <i>For use on XUV 620i, 850D and HPX Utility Vehicles.</i>	78.11
	BM22606	Hydraulic Implement Lift Kit <i>For use on HPX, XUV 620i, 625i, 825i, 850D, 855D and Military A2 & A3 Utility Vehicles.</i>	880.61
	VGB10086	Implement Lift Frame Kit <i>For Use on TS, TX, TX TURF, TH, TE and M-Gator A1 Utility Vehicles.</i>	472.94
	BM23081	Implement Lift Frame Kit <i>For use on XUV 625i, 825i, 855D and A2 Utility Vehicles Only.</i>	549.99
	BM24344	Implement Lift Frame Kit <i>For use on XUV 620i, 850D and HPX Utility Vehicles.</i>	549.99
	BM21459	Power Implement Lift Kit <i>For use on TS, TX, TX TURF, TH and Military A1 Utility Vehicles.</i>	781.10
	TY15650	Rear Tire Chains, 25x11-12 (pair)	See Parts
	TY25802	Tire Chains (for HPAT 24x9.5-10)	See Parts
	TY25326	Tire Chains for 26x10.50-12 Turf Drive Tires <i>For all Wheel Steer Tractors.</i>	See Parts
	TY24328	Seats / Wheels / Tires: Tire Chains (Pair) for 24x12.00-12 In. Drive Tires <i>For Turf and Knobby Tires. Not Intended for use on all Four Rear Tires.</i>	See Parts
	TY15958	Tire Chains (Pair) for 26x12-12 Tires	See Parts
	TY25800	Tire Chains (for HPAP 24x10.5-10 or HPAT 24x12-10)	See Parts
	TY25814	Tire Chains (for Turf/Hard Surface 24x12.00-10)	See Parts

JOHN DEERE COMMERCIAL PRODUCTS
UTILITY VEHICLES AND EQUIPMENT

Standard-Duty 72 In. V-Blade
(For Gator Utility Vehicles, Crossover UV's and M-Gators)
Equipment for Base Machine

72-Inch Wide Adjustable V-Blade
Converts from V-Position to an
Inverted Scoop to a Straight
Blade
Quick Installation for Both
Frame and Hydraulic Lift
Two Adjustable Skid Shoes

Trip Protection
Replaceable Cutting Edge
Less Implement Lift Frame and
Lift

CODE	ATTACHMENT IDENTIFIER	DESCRIPTION	SUGGESTED LIST PRICE USD (\$)
------	--------------------------	-------------	-------------------------------------

Select One Code From Each Required Category

BASE MACHINE

8015M		Standard-Duty 72 In. V-Blade (For Gator Utility Vehicles, Crossover UV's and M-Gators)	789.00
-------	--	---	--------

LIFT FRAME KITS

1000		Implement Lift Frame Kit <i>For use on XUV 625i, 825i, 855D and A2 & A3 Utility Vehicles Only.</i>	514.00
1001		Implement Lift Frame Kit <i>For Use on TS, TX, TX TURF, TH, and M-Gator A1 Utility Vehicles.</i>	442.00
1003		Implement Lift Frame Kit <i>For use on XUV 620i, 850D and HPX Utility Vehicles.</i>	514.00
1010		Less Implement Lift Frame Kit	In Base Price

POWER / HYDRAULIC LIFT KITS

2000		Hydraulic Implement Lift Kit <i>For use on XUV 620i, 850D and HPX Utility Vehicles. Includes Adapter Kit for hydraulic implement lift.</i>	896.00
2001		Power Implement Lift Kit <i>For Use on TS, TX, TX TURF, TH, and M-Gator A1 Utility Vehicles.</i>	730.00
2002		Hydraulic Implement Lift Kit <i>For Use on XUV 625i, 825i, 855D and A2 & A3 Utility Vehicles Only.</i>	823.00
2010		Less Implement Lift Kit	In Base Price

ATTACHMENTS - ORDER AS DESIRED

9100		European CE Kit: European CE Conversion Kit for 72 In. V-Blade <i>This Code Must be Ordered to Receive a 72 In. V-Blade Which Meets CE Mark Requirements. Kit Includes Pictorial Decals and Operator's Manuals in English, French, Italian, German and Spanish.</i>	No Charge
------	--	--	-----------

ATTACHMENTS FOR FIELD CONVERSION

JOHN DEERE COMMERCIAL PRODUCTS
UTILITY VEHICLES AND EQUIPMENT

Standard-Duty 72 In. V-Blade
(For Gator Utility Vehicles, Crossover UV's and M-Gators)
Continued

CODE	ATTACHMENT IDENTIFIER	DESCRIPTION	SUGGESTED LIST PRICE USD (\$)
ATTACHMENTS FOR FIELD CONVERSION Continued...			
		Blades:	
BM23029		Plow Markers	38.51
		Custom & High Performance:	
VGB10544		Heavy Duty Front Suspension <i>For Use On HPX, 620 and 850 XUV Utility Vehicles Only. Recommended for Crossover Vehicles equipped with Front Blade or Cab.</i>	249.31
		Miscellaneous:	
BM24354		Adapter Kit for Hydraulic Implement Lift <i>For use on XUV 620i, 850D and HPX Utility Vehicles.</i>	78.11
BM22606		Hydraulic Implement Lift Kit <i>For use on HPX, XUV 620i, 625i, 825i, 850D, 855D and Military A2 & A3 Utility Vehicles.</i>	880.61
VGB10086		Implement Lift Frame Kit <i>For Use on TS, TX, TX TURF, TH, TE and M-Gator A1 Utility Vehicles.</i>	472.94
BM23081		Implement Lift Frame Kit <i>For use on XUV 625i, 825i, 855D and A2 Utility Vehicles Only.</i>	549.99
BM24344		Implement Lift Frame Kit <i>For use on XUV 620i, 850D and HPX Utility Vehicles.</i>	549.99
BM21459		Power Implement Lift Kit <i>For use on TS, TX, TX TURF, TH and Military A1 Utility Vehicles.</i>	781.10
TY15650		Rear Tire Chains, 25x11-12 (pair)	See Parts
TY25802		Tire Chains (for HPAT 24x9.5-10)	See Parts
TY25326		Tire Chains for 26x10.50-12 Turf Drive Tires <i>For all Wheel Steer Tractors.</i>	See Parts
		Seats / Wheels / Tires:	
TY24328		Tire Chains (Pair) for 24x12.00-12 In. Drive Tires <i>For Turf and Knobby Tires. Not Intended for use on all Four Rear Tires.</i>	See Parts
TY15958		Tire Chains (Pair) for 26x12-12 Tires	See Parts
TY25800		Tire Chains (for HPAP 24x10.5-10 or HPAT 24x12-10)	See Parts
TY25814		Tire Chains (for Turf/Hard Surface 24x12.00-10)	See Parts

SERVICE CONTRACTS - RESIDENTIAL OWNERS/USE

Visit <http://www.JohnDeere.com/ServicePlans> for more information on John Deere Service Contracts. May not be Available in Parts of the U.S., Not Available in Canada. Price may vary due to driving distance and/or time from machine to dealership location.

John Deere Extended Service Plan - 2-Year Option <i>Available for T-Series, HPX and XUV utility vehicles only.) 2-year extended service plan. (1 year of extended service protection); 2-years of warranty transportation.</i>	399.99
---	--------

JOHN DEERE COMMERCIAL PRODUCTS
UTILITY VEHICLES AND EQUIPMENT

Standard-Duty 72 In. V-Blade
(For Gator Utility Vehicles, Crossover UV's and M-Gators)

Continued

CODE	ATTACHMENT IDENTIFIER	DESCRIPTION	SUGGESTED LIST PRICE USD (\$)
SERVICE CONTRACTS - RESIDENTIAL OWNERS/USE			
Continued...			
		John Deere Extended Service Plan - 3-Year Option <i>3-year extended service plan. (2 years of extended service protection); 3-years of warranty transportation.</i>	569.99

JOHN DEERE COMMERCIAL PRODUCTS

UTILITY VEHICLES AND EQUIPMENT

Gator CX Utility Vehicle with KT (Knobby) Tires Equipment for Base Machine

ENGINE:
9.5 Engine HP (286cc),
Single Cylinder, Air Cooled,
4-cycle Gasoline Overhead
Valves
Pressure Lubrication System
Replaceable Single Dry-Type
Element Air Cleaner with
Remote Intake
3.0 Gallon (11.4 L) Fuel
Capacity
Magnetto Solid-State Ignition
ELECTRICAL:
Electric Start
15 amp, Regulated Alternator
160 CCA Battery
Two 25 Watt Headlights
TRANSAXLE/TRANSMISSION:
Continuously Variable
Transmission
Enclosed Transaxle
Differential Lock
Wet Disk Brakes
Wet Disk Hand/Foot Operated Park
Brake
1-In. Forged Rear Axles
Two Rear Drive Wheels
15 mph (24 kph) Maximum Forward
Speed
STEERING/SUSPENSION:
Rack and Pinion Steering
Independent Front Suspension
Dual Rate Spring-Over Shock
with Adjustable Preload Single

A-arm Design
1-In. Cast Nodular Iron Front
Spindles
Triple Rate Spring-Over-Shock
Rear Suspension With
Adjustable Preload
FRAME/STYLED PARTS:
Arc-Welded Uni-Body Frame
PC/ASA Hood and Fenders
OPERATOR STATION:
High-Back Bucket Seats
Fore-aft Slide Rail Adjustment
on Driver's Seat
Walk-Through Platform
Hip Restraint Bars for Driver
and Passenger
Passenger Grab Handle
Glove Box
Two Cupholders
Fuel Sight Gauge
Hourmeter
12v DC Outlet
DIMENSIONS:
95.7 In. Long X 49 In. Wide x 44
In. High (2.4 x 1.2 x 1.1m)
800 Lb. (363 kg) Total Payload
Capacity Which Includes 200 Lb.
(91 kg) Driver, 200 Lb.
(91 kg) Passenger, and 400 Lb.
(182 kg) in Cargo Box
Towing Capacity: 600 lbs.
(272 kg)
Tongue Weight: 60 lbs. (27 kg)
CARGO BOX:

28.9 In. Long x 38.2 In. Wide x
7.8 In Deep (735 x 970 x 198mm)
5.0 Ft. (.14 cu m) Capacity
400 Lbs. (182 kg) Box Capacity
High-Density Cross-Linked
Polyethylene
Molded-in Divider Slots and Tie
Down Attaching Points
Tilting Box
Hinged, Removable Tailgate
Load Guard
Hold Down Latch and Prop Rod
TIRES:
Front: 20 x 10-8 4PR Cayman
KT (Knobby)
Rear: 20 x 10-8 4PR Cayman
KT (Knobby)
SAFETY VIDEO TAPE:
Safety and Operational Videotape
*Engine HP is Provided by the
Engine Manufacturer to be Used
for Comparison Purposes Only,
Actual Operating HP will be
Less.

CODE	ATTACHMENT IDENTIFIER	DESCRIPTION	SUGGESTED LIST PRICE USD (\$)
------	--------------------------	-------------	-------------------------------------

Select One Code From Each Required Category

BASE MACHINE

F.O.B. Janesville, Wisconsin

391AM	Gator CX Utility Vehicle with KT (Knobby) Tires <i>Not Available for Sale in California.</i>	5,699.00
-------	---	----------

DESTINATION

0202	US/Canada	In Base Price
0230	Australia/New Zealand	Same Price
0179	Europe	25.00
0195	Mexico	Same Price
0250	All Other Countries	Same Price

ATTACHMENTS FOR FIELD CONVERSION

Cabs/Roofs/Windshields:

JOHN DEERE COMMERCIAL PRODUCTS
UTILITY VEHICLES AND EQUIPMENT

Gator CX Utility Vehicle with KT (Knobby) Tires
Continued

CODE	ATTACHMENT IDENTIFIER	DESCRIPTION	SUGGESTED LIST PRICE USD (\$)
		ATTACHMENTS FOR FIELD CONVERSION Continued...	
	BM21278	Full Folding Windshield <i>Requires Sun Canopy.</i>	256.80
	BM24468	Sun Canopy	See Parts
	VGB10066	Windscreen	267.50
		Cargo Box Options / Storage:	
	BM22875	Cargo Box Lift Kit	681.59
	BM21451	Cargo Box Mat	71.69
	VGB10069	Cargo Box Power Lift Kit <i>Serial numbers 0-039999.</i>	521.14
	VGB10070	Manual Lift Assist	See Parts
		Carts / Hitches:	
	LPPCT10LXATV	10AT Cart <i>Available through Order Zone</i>	In Catalog
	PM05101	Ball Mount - 1.875 in. (48mm)	See Parts
	PM05201	Ball Mount - 2 in. (51mm)	See Parts
	BM23989	Drawbar, 1.25 In. (38mm)	35.31
	VGB10045	Front Receiver Hitch	66.34
	BM21580	Rear Hitch Kit	57.79
	BM21658	Rear Receiver Hitch <i>Ball Mount Not Included.</i>	81.31
		Custom & High Performance:	
	BM22004	Heavy-Duty Front Suspension Kit	219.17
	BM23195	High Capacity Alternator	371.29
		Engine:	
	AW26806	Oil Filter Kit	See Parts
	GY20896	Spark Arrester Screen for Muffler	See Parts
		Lights / Signals:	
	VGB10074	Back-up Alarm	101.66
	BM21293	Brake-Tail Light Kit	157.29
	VGB10068	Deluxe Light Kit <i>Includes Turn Signals, 4-Way Flashers, Brake, and Tail Lights.</i>	288.90
	TY16156	Hand Light Kit	See Parts
	BM23193	Horn Kit	97.37
		Protection:	

JOHN DEERE COMMERCIAL PRODUCTS
UTILITY VEHICLES AND EQUIPMENT

Gator CX Utility Vehicle with KT (Knobby) Tires
Continued

CODE	ATTACHMENT IDENTIFIER	DESCRIPTION	SUGGESTED LIST PRICE USD (\$)
		ATTACHMENTS FOR FIELD CONVERSION Continued...	
	BM21277	Floormat	57.79
	VGB10067	Front Bumper	177.61
	LP92634	Large Deluxe Seat Cover - Yellow <i>Available through Order Zone.</i>	In Catalog
	LP92334	Large Seat Cover - Yellow <i>Available through Order Zone.</i>	In Catalog
		Seats / Wheels / Tires:	
	BM19123	31 Lb. Plastic Rear Wheel Weights	65.27
	TY16200	Tire Chains (Pair) for 20x10-8, 20x10-10	See Parts
		Sprayers / Pressure Washers:	
	LP20850	25 Gallon Bed Sprayer <i>Available through Order Zone.</i>	In Catalog
	LP19490	25 Gallon Portable Sprayer <i>Available through Order Zone</i>	In Catalog
	LP20485	45 Gallon Tow-Behind Sprayer <i>Available through Order Zone</i>	In Catalog
	LP22885	HP 150 in. Precision Boom <i>Compatible with all High Performance Sprayers</i> <i>Available through Order Zone</i>	In Catalog
	LP39963	HP 45 Gallon Sprayer - Tow Behind <i>Available through Order Zone</i>	In Catalog
	LP22884	HP Boomless Nozzles <i>Compatible with all High Performance Sprayers</i> <i>Available through Order Zone</i>	In Catalog

SERVICE CONTRACTS - RESIDENTIAL OWNERS/USE

Visit <http://www.JohnDeere.com/ServicePlans> for more information on John Deere Service Contracts. May not be Available in Parts of the U.S., Not Available in Canada. Price may vary due to driving distance and/or time from machine to dealership location.

John Deere Extended Service Plan - 3-Year Option <i>3-year extended service plan. (1 year of extended service protection); 3-years of warranty transportation.</i>	199.99
---	--------

John Deere Extended Service Plan - 4-Year Option <i>4-year extended service plan. (2 years of extended service protection); 4-years of warranty transportation.</i>	249.99
--	--------

JOHN DEERE COMMERCIAL PRODUCTS
UTILITY VEHICLES AND EQUIPMENT

Gator CX Utility Vehicle with LS (Lawn & Street) Tires
Equipment for Base Machine

ENGINE:
 9.5 Engine HP (286cc),
 Single Cylinder, Air Cooled,
 4-cycle Gasoline Overhead
 Valves
 Pressure Lubrication System
 Replaceable Single Dry-Type
 Element Air Cleaner with
 Remote Intake
 3.0 Gallon (11.4 L) Fuel
 Capacity
 Magneto Solid-State Ignition
 ELECTRICAL:
 Electric Start
 15 amp, Regulated Alternator
 160 CCA Battery
 Two 25 Watt Headlights
 TRANSAXLE/TRANSMISSION:
 Continuously Variable
 Transmission
 Enclosed Transaxle
 Differential Lock
 Wet Disk Brakes
 Wet Disk Hand/Foot Operated Park
 Brake
 1-In. Forged Rear Axles
 Two Rear Drive Wheels
 15 mph (24 kph) Maximum Forward
 Speed
 STEERING/SUSPENSION:
 Rack and Pinion Steering
 Independent Front Suspension
 Dual Rate Spring-Over Shock
 With Adjustable Preload Single

A-arm Design
 1-In. Cast Nodular Iron Front
 Spindles
 Triple Rate Spring-Over-Shock
 Rear Suspension With
 Adjustable Preload
 FRAME/STYLED PARTS:
 Arc-Welded Uni-Body Frame
 PC/ASA Hood and Fenders
 OPERATOR STATION:
 High-Back Bucket Seats
 Fore-aft Slide Rail Adjustment
 on Driver's Seat
 Walk-Through Platform
 Hip Restraint Bars for Driver
 and Passenger
 Passenger Grab Handle
 Glove Box
 Two Cupholders
 Fuel Sight Gauge
 Hourmeter
 12v DC Outlet
 DIMENSIONS:
 95.7 In. Long X 49 In. Wide x 44
 In. High (2.4 x 1.2 x 1.1m)
 800 Lb. (363 kg) Total Payload
 Capacity Which Includes 200 Lb.
 (91 kg) Driver, 200 Lb.
 (91 kg) Passenger, and 400 Lb.
 (182 kg) in Cargo Box
 Towing Capacity: 600 lbs.
 (272 kg)
 Tongue Weight: 60 lbs. (27 kg)
 CARGO BOX:

28.9 In. Long x 38.2 In. Wide x
 7.8 In Deep (735 x 970 x 198mm)
 5.0 Ft. (.14 cu m) Capacity
 400 Lbs. (182 kg) Box Capacity
 High-Density Cross-Linked
 Polyethylene
 Molded-in Divider Slots and Tie
 Down Attaching Points
 Tilting Box
 Hinged, Removable Tailgate
 Load Guard
 Hold Down Latch and Prop Rod
 TIRES:
 Front: 20 x 8.5-8 4PR Cayman LS
 (Lawn & Street)
 Rear: 20 x 10-8 4PR Cayman LS
 (Lawn & Street)
 SAFETY VIDEO TAPE:
 Safety and Operational Videotape
 *Engine HP is Provided by the
 Engine Manufacturer to be Used
 for Comparison Purposes Only,
 Actual Operating HP will be
 Less.

CODE	ATTACHMENT IDENTIFIER	DESCRIPTION	SUGGESTED LIST PRICE USD (\$)
------	--------------------------	-------------	-------------------------------------

Select One Code From Each Required Category

BASE MACHINE

F.O.B. Janesville, Wisconsin

3919M	Gator CX Utility Vehicle with LS (Lawn & Street) Tires <i>Not Available for Sale in California.</i>	5,649.00
-------	--	----------

DESTINATION

0202	US/Canada	In Base Price
0230	Australia/New Zealand	Same Price
0179	Europe	25.00
0195	Mexico	Same Price
0250	All Other Countries	Same Price

ATTACHMENTS FOR FIELD CONVERSION

Cabs/Roofs/Windshields:

JOHN DEERE COMMERCIAL PRODUCTS
UTILITY VEHICLES AND EQUIPMENT

Gator CX Utility Vehicle with LS (Lawn & Street) Tires

Continued

CODE	ATTACHMENT IDENTIFIER	DESCRIPTION	SUGGESTED LIST PRICE USD (\$)
		ATTACHMENTS FOR FIELD CONVERSION Continued...	
	BM21278	Full Folding Windshield <i>Requires Sun Canopy.</i>	256.80
	BM24468	Sun Canopy	See Parts
	VGB10066	Windscreen	267.50
		Cargo Box Options / Storage:	
	BM22875	Cargo Box Lift Kit	681.59
	BM21451	Cargo Box Mat	71.69
	VGB10069	Cargo Box Power Lift Kit <i>Serial numbers 0-039999.</i>	521.14
	VGB10070	Manual Lift Assist	See Parts
		Carts / Hitches:	
	LPPCT10LXATV	10AT Cart <i>Available through Order Zone</i>	In Catalog
	PM05101	Ball Mount - 1.875 in. (48mm)	See Parts
	PM05201	Ball Mount - 2 in. (51mm)	See Parts
	BM23989	Drawbar, 1.25 In. (38mm)	35.31
	VGB10045	Front Receiver Hitch	66.34
	BM21580	Rear Hitch Kit	57.79
	BM21658	Rear Receiver Hitch <i>Ball Mount Not Included.</i>	81.31
		Custom & High Performance:	
	BM22004	Heavy-Duty Front Suspension Kit	219.17
	BM23195	High Capacity Alternator	371.29
		Engine:	
	AW26806	Oil Filter Kit	See Parts
	GY20896	Spark Arrester Screen for Muffler	See Parts
		Lights / Signals:	
	VGB10074	Back-up Alarm	101.66
	BM21293	Brake-Tail Light Kit	157.29
	VGB10068	Deluxe Light Kit <i>Includes Turn Signals, 4-Way Flashers, Brake, and Tail Lights.</i>	288.90
	TY16156	Hand Light Kit	See Parts
	BM23193	Horn Kit	97.37

Protection:

JOHN DEERE COMMERCIAL PRODUCTS
UTILITY VEHICLES AND EQUIPMENT

Gator CX Utility Vehicle with LS (Lawn & Street) Tires

Continued

CODE	ATTACHMENT IDENTIFIER	DESCRIPTION	SUGGESTED LIST PRICE USD (\$)
		ATTACHMENTS FOR FIELD CONVERSION Continued...	
	BM21277	Floormat	57.79
	VGB10067	Front Bumper	177.61
	LP92634	Large Deluxe Seat Cover - Yellow <i>Available through Order Zone.</i>	In Catalog
	LP92334	Large Seat Cover - Yellow <i>Available through Order Zone.</i>	In Catalog
		Seats / Wheels / Tires:	
	BM19123	31 Lb. Plastic Rear Wheel Weights	65.27
	TY16200	Tire Chains (Pair) for 20x10-8, 20x10-10	See Parts
		Sprayers / Pressure Washers:	
	LP20850	25 Gallon Bed Sprayer <i>Available through Order Zone.</i>	In Catalog
	LP19490	25 Gallon Portable Sprayer <i>Available through Order Zone</i>	In Catalog
	LP20485	45 Gallon Tow-Behind Sprayer <i>Available through Order Zone</i>	In Catalog
	LP22885	HP 150 in. Precision Boom <i>Compatible with all High Performance Sprayers</i> <i>Available through Order Zone</i>	In Catalog
	LP39963	HP 45 Gallon Sprayer - Tow Behind <i>Available through Order Zone</i>	In Catalog
	LP22884	HP Boomless Nozzles <i>Compatible with all High Performance Sprayers</i> <i>Available through Order Zone</i>	In Catalog

SERVICE CONTRACTS - RESIDENTIAL OWNERS/USE

Visit <http://www.JohnDeere.com/ServicePlans> for more information on John Deere Service Contracts. May not be Available in Parts of the U.S., Not Available in Canada. Price may vary due to driving distance and/or time from machine to dealership location.

John Deere Extended Service Plan - 3-Year Option <i>3-year extended service plan. (1 year of extended service protection); 3-years of warranty transportation.</i>	199.99
---	--------

John Deere Extended Service Plan - 4-Year Option <i>4-year extended service plan. (2 years of extended service protection); 4-years of warranty transportation.</i>	249.99
--	--------

JOHN DEERE COMMERCIAL PRODUCTS

UTILITY VEHICLES AND EQUIPMENT

Gator TS

Equipment for Base Machine

ENGINE:	A-Arm Design	Platform): 9.8 In. (330 mm)
11 Engine HP *(351cc)	1 In. (25 mm) Front Spindles	CARGO BOX:
Single Cylinder, Air-cooled,	FRAME/STYLED PARTS:	39.5 In. Long x 49 In. Wide
4-Cycle Gasoline	Arc Welded Uni-Body Frame	x 9 In. Deep (1003 mm x
Overhead Valves	Thermoplastic Elastomer	1245 mm x 229 mm)
Full Pressure Lubrication	Polyolefin (TPO) Hood	10.1 Ft (.29 m) Capacity
System (Filter Optional)	and Fenders	500 Lbs. (227 kg) Box
Replaceable Single Element	OPERATOR STATION:	Capacity
(Dry Type) Air Cleaner	Mid-Back Bucket	Tilting Box
with Remote Intake	Seats	Hinged (Bottom) Tailgate
5.2 Gallon (19.7 L) Fuel	Walk-Through Platform	Removable
Capacity	Park Brake Indicator Light	Load Guard
Solid State 12V Ignition	Hip Restraint Bars	Hold Down Latch and Prop Rod
ELECTRICAL:	(Driver and Passenger)	TIRES:
Electric Start	Passenger Grab Handle	Front: 2-22.5x10.00-8 4 Ply
13 Amp, Regulated Alternator	Glove Box	Cayman KT (Knobby)
340 CCA Battery	Two Cup Holders	Rear: 2-25x12.00-9 4 Ply
Two 37.5 Watt Halogen	Fuel Gauge	Cayman KT (Knobby)
Headlights	Hour Meter	SAFETY VIDEO TAPE:
TRANSAXLE/TRANSMISSION:	12V DC Outlet	Safety & Operational Video
Continuously Variable	DIMENSIONS:	*Engine HP is Provided by the
Transmission (CVT)	101.4 In. Long x 60 In.	Engine Manufacturer to be
Single-speed Transaxle	Wide x 43.6 In. High	Used For Comparison
20 mph (32.2 kph) Maximum	(2575 mm x 1524 mm)	Purposes Only, Actual
Forward Speed	900 Lbs. (408 kg.) Total	Operating HP will be
Rear Traction Assist	Payload Capacity Which	Less.
Rear Internal Wet Disk Brakes	Includes:	
Wet Disk Hand-Operated	200 Lbs. (91 kg) Driver,	
Park Brake	200 Lbs. (91 kg) Passenger	
1-3/8 In. (35 mm) Forged	and 500 Lbs (227 kg) in	
Rear Axles	Cargo Box	
Two Rear Drive Wheels	Towing Capacity: 900 Lbs.	
STEERING/FRONT	(408 kg)	
SUSPENSION:	11.25 ft. Turning Radius	
Rack and Pinion Steering	Ground Clearance (Under	
Independent Front Suspension	Transaxle): 6 In. (153 mm)	
Spring-Over-Shock Single	Ground Clearance (Under Foot	

CODE	ATTACHMENT IDENTIFIER	DESCRIPTION	SUGGESTED LIST PRICE USD (\$)
------	-----------------------	-------------	-------------------------------

Select One Code From Each Required Category

BASE MACHINE

F.O.B. Janesville, Wisconsin

560KM	Gator TS	6,499.00
<i>Base Machine Suggested List Price Does Not Include \$300 USD Destination Charge.</i>		

DESTINATION

0202	US/Canada	In Base Price
0230	Australia/New Zealand	Same Price
0195	Mexico	Same Price

WHEELS WITH TIRES (FOUR)

1000	Cayman KT (Knobby) Tires	In Base Price
1001	Cayman Turf Tires	Same Price

JOHN DEERE COMMERCIAL PRODUCTS
UTILITY VEHICLES AND EQUIPMENT

Gator TS
Continued

CODE	ATTACHMENT IDENTIFIER	DESCRIPTION	SUGGESTED LIST PRICE USD (\$)
WHEELS WITH TIRES (FOUR) Continued...			
1002		Cayman AT (All Terrain) Tires	225.00
DRIVER SEAT			
2000		Non Adjustable Seat	In Base Price
2001		Adjustable Seat	83.00
CARGO BOX POWER LIFT			
4000		Cargo Box Power Lift <i>Prop Rod Not Included.</i>	720.00
4010		Less Power Lift <i>Prop Rod Included.</i>	In Base Price
PROTECTION PACKAGE			
5200		Package Consists of: Front Bumper / Brush Guard, Bedliner, Front Fender Guard and Rubber Floor Mats. <i>Must order 5310 option code when ordering 5200 option code. Package Priced at 10% Discount.</i>	783.00
5210		Less Protection Package	In Base Price
FRONT BUMPER & BRUSH GUARD			
5300		Front Bumper & Brush Guard	317.00
5310		Less Front Bumper & Brush Guard	In Base Price
REAR RECEIVER HITCH			
6000		1.25 In. (38mm) Rear Receiver Hitch	74.00
6010		Less Rear Receiver Hitch	In Base Price
ATTACHMENTS FOR FIELD CONVERSION			
BM22600		Cabs/Roofs/Windshields: Deluxe Glass Cab <i>Includes Front Windshield (Excluding Wiper), Glass Doors and Glass Rear Window.</i> <i>Remote Cargo Box Release Kit is required if vehicle is not equipped with Cargo Box Power Lift.</i> <i>Heavy Duty Front Suspension Kit is recommended with Cab installation.</i>	4,086.33
BM22138		Electrical Kit <i>Kit Includes Wiring Harness, Overhead Console and Roof Headliner.</i>	219.36
BM21645		Exterior Mirrors (2) Kit <i>Requires Deluxe Glass Cab.</i>	173.34

JOHN DEERE COMMERCIAL PRODUCTS
UTILITY VEHICLES AND EQUIPMENT

Gator TS
Continued

CODE	ATTACHMENT IDENTIFIER	DESCRIPTION	SUGGESTED LIST PRICE USD (\$)
		ATTACHMENTS FOR FIELD CONVERSION Continued...	
	BM23578	Forced-Air Heater Kit	2,269.47
	BM21656	Interior Light Kit - Deluxe Cab <i>Requires Electrical Kit.</i>	58.86
	BM21646	Visor (1) Kit - Deluxe cab	70.61
	BM21466	Windscreen	280.34
	BM21648	Windshield Washer Kit <i>Requires Electrical Kit.</i>	177.61
	BM21462	Windshield Wiper Kit <i>Requires Electrical Kit.</i>	303.89
		Cargo Box Options / Storage:	
	VGB10133	Cargo Box Bed Mat	113.41
	BM23765	Cargo Box Power Lift Kit	770.40
	BM23456	Front Hood Rack <i>Requires Front Bumper / Brush Guard for mounting. Not compatible with Mauser Cab.</i>	241.81
	LP93337	Gator Gear Organizer - Black <i>Available through OrderZone.</i>	In Catalog
	LPMB4611GB	Gator Tool Box <i>Contact Dealer for pricing.</i>	In Catalog
	BM21474	Poly Bedliner 40 In.	309.23
	BM21653	Remote Cargo Box Release Kit <i>Required if equipped with Deluxe Glass Cab and manual cargo box release. Compatible for use with steel cargo box only.</i>	115.56
	BM22776	Side Storage Box	215.07
		Carts / Hitches:	
	LPPCT10LXATV	10AT Cart <i>Available through Order Zone</i>	In Catalog
	LPPCT17ATJD	17AT Cart <i>Available through Order Zone.</i>	In Catalog
	LPUT21JD	21 Steel Utility Cart <i>Available through Order Zone</i>	In Catalog
	PM05101	Ball Mount - 1.875 in. (48mm)	See Parts
	PM05201	Ball Mount - 2 in. (51mm)	See Parts
	BM23989	Drawbar, 1.25 In. (38mm)	35.31
	BM17801	Rear Hitch	44.94
	BM23839	Rear Receiver Hitch, 1.25 in. (38mm) <i>No drawbar nor ball is included with the hitch.</i>	79.19

JOHN DEERE COMMERCIAL PRODUCTS
UTILITY VEHICLES AND EQUIPMENT

Gator TS
Continued

CODE	ATTACHMENT IDENTIFIER	DESCRIPTION	SUGGESTED LIST PRICE USD (\$)
ATTACHMENTS FOR FIELD CONVERSION Continued...			
		Custom & High Performance:	
	BM20414	Heavy-Duty Suspension Kit <i>Recommended when using a deluxe cab or front mounted blades. Heavy-Duty Suspension is standard on Gator TE.</i>	165.86
	BM22610	High Capacity Alternator Kit (TS Only)	356.31
	BM22543	Rough Terrain Kit <i>Throttle stabilizer.</i>	97.37
		Engine:	
	AM108382	Recoil Start Kit	See Parts
		Hunting / Camo:	
	LP10312	Gun Boot IV GATOR Metal Mounting Bracket <i>Available through Order Zone.</i>	In Catalog
	LP10316	Gun Boot IV, Black <i>Compatible with Gun Boot IV Metal Mounting Bracket. Available through Order Zone.</i>	In Catalog
	LP93103	Vehicle Cover, Cab / ROPS - Camo	In Catalog
		Lights / Signals:	
	BM23013	Backup Alarm Kit	101.66
	BM22405	Beacon Light	381.99
	BM21649	Beacon Light Kit - Deluxe Cab <i>Requires Electrical Kit.</i>	371.29
	BM22546	Brake/Tail Light Kit	158.36
	BM22720	Deluxe Light Kit <i>Front lights double as side mirrors, rear lights function as turn signals and brake lights.</i>	391.61
	BM21651	Front Light Kit - Deluxe Cab <i>Requires Electrical Kit.</i>	293.19
	BM23193	Horn Kit	97.37
	BM21652	Rear Light Kit - Deluxe Cab <i>Requires Electrical Kit.</i>	217.21
		Protection:	
	BM25000	Floor Mat	78.11
	BM23458	Front Bumper <i>Includes Front Receiver Hitch.</i>	191.53
	BM23459	Front Bumper/Brush Guard <i>Includes front receiver hitch.</i>	339.19
	BM23457	Front Fender Guard <i>Requires Front Bumper or Front Bumper/Brushguard</i>	142.31
	LP93547	Gator Cover <i>Not compatible with Deluxe Cab. Available through Order Zone.</i>	In Catalog

JOHN DEERE COMMERCIAL PRODUCTS

UTILITY VEHICLES AND EQUIPMENT

Gator TS

Continued

CODE	ATTACHMENT IDENTIFIER	DESCRIPTION	SUGGESTED LIST PRICE USD (\$)
		ATTACHMENTS FOR FIELD CONVERSION Continued...	
	LP92624	Seat Cover (Deluxe Medium) - Yellow <i>Available through Order Zone.</i>	In Catalog
	LP92324	Seat Cover - Yellow <i>Available through Order Zone.</i>	In Catalog
	LP93107	Vehicle Cover, Cab / ROPS - Black <i>Fits all Models Equipped with OPS and Deluxe Cab Structure.</i>	In Catalog
	BM23799	Seats / Wheels / Tires: Parts For Adjustable Driver's Seat	88.81
	TY24328	Tire Chains (Pair) for 24x12.00-12 In. Drive Tires	See Parts
	TY15958	Tire Chains (Pair) for 26x12-12 Tires	See Parts
	M153216	Spanish North American Kit: Spanish Operator's Manual	See Parts
	LP20850	Sprayers / Pressure Washers: 25 Gallon Bed Sprayer <i>Available through Order Zone.</i>	In Catalog
	LP20851	45 Gallon Bed Sprayer	In Catalog
	LP22908	45 Gallon High Performance Sprayer	In Catalog
	LP20485	45 Gallon Tow-Behind Sprayer	In Catalog
	LPGP2700GH	GatorPal High Pressure Washer (2700 psi, Honda engine) <i>Contact Dealer for pricing.</i>	In Catalog
	LPGP2700GS	GatorPal High Pressure Washer (2700 psi, Subaru engine) <i>Contact Dealer for pricing.</i>	In Catalog
	LP22885	HP 150 in. Precision Boom <i>Compatible with all High Performance Sprayers</i> <i>Available through Order Zone</i>	In Catalog
	LP39963	HP 45 Gallon Sprayer - Tow Behind	In Catalog
	LP22884	HP Boomless Nozzles	In Catalog
	LP22911	HP Standard Gator Boom	In Catalog
	BM24442	Winch: Warn® Winch (3000 Lb.) <i>Requires Front Bumper or Front Bumper/Brush Guard for Front Mount.</i> <i>Requires Rear Receiver Hitch for Rear Mount.</i> <i>Requires Rear Multi-Mount Harness (AM137110) for Rear Mount.</i> <i>VGA10459 (battery wiring harness) required for 6X4 vehicles (TH Gas, TH Diesel, M-Gator A1).</i>	879.54
	BM21392	Winch Accessories Kit	129.47

SERVICE CONTRACTS - RESIDENTIAL OWNERS/USE

JOHN DEERE COMMERCIAL PRODUCTS
UTILITY VEHICLES AND EQUIPMENT

Gator TS
Continued

CODE	ATTACHMENT IDENTIFIER	DESCRIPTION	SUGGESTED LIST PRICE USD (\$)
		SERVICE CONTRACTS - RESIDENTIAL OWNERS/USE Continued... <i>Visit http://www.JohnDeere.com/ServicePlans for more information on John Deere Service Contracts. May not be Available in Parts of the U.S., Not Available in Canada. Price may vary due to driving distance and/or time from machine to dealership location.</i>	
		John Deere Extended Service Plan - 2-Year Option <i>Available for T-Series, HPX and XUV utility vehicles only.) 2-year extended service plan. (1 year of extended service protection); 2-years of warranty transportation.</i>	139.99
		John Deere Extended Service Plan - 3-Year Option <i>3-year extended service plan. (2 years of extended service protection); 3-years of warranty transportation.</i>	249.99

JOHN DEERE COMMERCIAL PRODUCTS

UTILITY VEHICLES AND EQUIPMENT

Gator TX

Equipment for Base Machine

ENGINE: 15.5 Engine HP (675cc), V-twin, Air-cooled, 4-Cycle Gasoline Overhead Valves Full Pressure Lubrication System Replaceable Single Element (Dry Type) Air Cleaner with Remote Intake 5.2 Gallon (19.7 L) Fuel Capacity Solid State 12V Ignition ELECTRICAL: Electric Start 16.6 Amp, Regulated Alternator 340 CCA Battery Two 37.5 Watt Halogen Headlights TRANSAXLE/TRANSMISSION: Continuously Variable Transmission (CVT) Single-speed Transaxle 20 mph (32.2 kph) Maximum Forward Speed Rear Traction Assist Front and Rear Hydraulic Disk Brakes Rear Mechanical Disk Hand Operated Park Brake Two Rear Drive Wheels 1-5/16 In. (33.5mm) Forged Rear Axle STEERING/SUSPENSION: Rack and Pinion Steering Front Suspension Independent Spring-Over-Shock Single A-Arm Design Rear Suspension	Triple Rate Adjustable Coil-Over-Shock 1 In. (25mm) Front Spindles FRAME/STYLED PARTS: Arc Welded Uni-Body Frame Thermoplastic Elastomer Polyolefin (TPO) Hood and Fenders OPERATOR STATION: High-Back Bucket Seats Walk-Through Platform Park Brake Indicator Light Hip Restraint Bars (Driver and Passenger) Passenger Grab Handle Glove Box Two Cup Holders Fuel Gauge Hour Meter 12V DC Outlet DIMENSIONS: 109.6 In. Long x 60 In. Wide x 47.6 In. High (2788 mm x 1524 mm x 1209 mm) 1000 Lbs. (454 kg.) Total Payload Capacity Which Includes: 200 Lbs. (91 kg) Driver, 200 Lbs. (91 kg) Passenger and 600 Lbs (272 kg) in Cargo Box Towing Capacity: 1000 Lbs. (454 kg) 12.00 ft. Turning Radius Ground Clearance (Under Transaxle): 5.7 In. (145 mm) Ground Clearance (Under Foot	Platform): 10.6 In. (270 mm) CARGO BOX: 45 In. Long x 52 In. Wide x 12 In. Deep (1143 mm x 1320 mm x 304.8 mm) 16.4 Cu.Ft (.46 m) Capacity 600 Lbs. (272 kg) Box Capacity Tilting Box Hinged (Bottom) Tailgate, Removable Load Guard Removeable Cargo Box Side Panels (Flat Bed) Hold Down Latch and Prop Rod TIRES: Front: 2-22x9.50-10 4 Ply Cayman AT (All Terrain) Rear: 2-24x10.50-10 4 Ply Cayman AT (All Terrain) Miscellaneous: Rear Receiver Hitch SAFETY VIDEO TAPE: Safety & Operational Video *Engine HP is Provided by the Engine Manufacturer to be Used For Comparison Purposes Only, Actual Operating HP will be Less.
--	--	---

CODE	ATTACHMENT IDENTIFIER	DESCRIPTION	SUGGESTED LIST PRICE USD (\$)
------	--------------------------	-------------	-------------------------------------

Select One Code From Each Required Category

BASE MACHINE

F.O.B. Janesville, Wisconsin

560GM	Gator TX <i>Not Available for Sale in California. Base Machine Suggested List Price Does Not Include \$300 USD Destination Charge.</i>	7,999.00
-------	---	----------

DESTINATION

0202	US/Canada	In Base Price
0230	Australia/New Zealand	Same Price
0195	Mexico	Same Price

WHEELS WITH TIRES (FOUR)

JOHN DEERE COMMERCIAL PRODUCTS
UTILITY VEHICLES AND EQUIPMENT

Gator TX
Continued

CODE	ATTACHMENT IDENTIFIER	DESCRIPTION	SUGGESTED LIST PRICE USD (\$)
WHEELS WITH TIRES (FOUR) Continued...			
1001		Cayman Turf Tires	134.00
1002		Cayman AT (All Terrain) Tires	In Base Price
1004		Cayman XT (Xtreme Terrain) Tires	211.00
DRIVER SEAT			
2000		Non Adjustable Seat	In Base Price
2001		Adjustable Seat	83.00
DELUXE CARGO BOX			
3000		Deluxe Cargo Box with Paint & Reflectors	In Base Price
3002		Deluxe Cargo Box with Reflectors & Spray-On Liner	264.00
3003		Deluxe Cargo Box with Brake & Tail Light, Spray-On Liner & Tail Light Protector	496.00
CARGO BOX POWER LIFT			
4000		Cargo Box Power Lift	720.00
4010		Less Power Lift <i>Latch and Prop Rod Included.</i>	In Base Price
FRONT PROTECTION PACKAGE			
5000		Front Protection Package Package Consists of: Front Bumper / Brush Guard, Front Fender Guard and Rubber Floor Mats. <i>Package Priced at 10% Discount.</i>	504.00
5010		Less Front Protection Package	In Base Price
REAR PROTECTION PACKAGE			
5100		Rear Protection Package Package Consists of: Rear Bumper, Bedmat Kit, Cargo Box FenderGuard. <i>Package Priced at 10% Discount.</i>	494.00
5110		Less Rear Protection Package	In Base Price
ATTACHMENTS FOR FIELD CONVERSION			
BM22600		Cabs/Roofs/Windshields: Deluxe Glass Cab <i>Includes Front Windshield (Excluding Wiper), Glass Doors and Glass Rear Window.</i> <i>Remote Cargo Box Release Kit is required if vehicle is not equipped with Cargo Box Power Lift.</i> <i>Heavy Duty Front Suspension Kit is recommended with Cab installation.</i>	4,086.33

JOHN DEERE COMMERCIAL PRODUCTS
UTILITY VEHICLES AND EQUIPMENT

Gator TX
Continued

CODE	ATTACHMENT IDENTIFIER	DESCRIPTION	SUGGESTED LIST PRICE USD (\$)
		ATTACHMENTS FOR FIELD CONVERSION Continued...	
	BM22138	Electrical Kit <i>Kit Includes Wiring Harness, Overhead Console and Roof Headliner.</i>	219.36
	BM21645	Exterior Mirrors (2) Kit <i>Requires Deluxe Glass Cab.</i>	173.34
	BM23578	Forced-Air Heater Kit	2,269.47
	BM21656	Interior Light Kit - Deluxe Cab <i>Requires Electrical Kit.</i>	58.86
	BM21646	Visor (1) Kit - Deluxe cab	70.61
	BM21466	Windscreen	280.34
	BM21648	Windshield Washer Kit <i>Requires Electrical Kit.</i>	177.61
	BM21462	Windshield Wiper Kit <i>Requires Electrical Kit.</i>	303.89
		Cargo Box Options / Storage:	
	BM23849	5 Gallon Pail Holder	38.51
	BM22772	Cargo Box Bed Mat	119.84
	BM22769	Cargo Box Divider	191.53
	BM22811	Cargo Box FenderGuard <i>Requires Heavy Duty Rear Bumper</i>	191.53
	BM23734	Cargo Box Power Lift	770.40
	BM22774	Cargo Box Side Extension Kit	511.46
	LP19880	Deluxe Cargo Box Cover - Black <i>Available through Order Zone</i>	In Catalog
	BM23456	Front Hood Rack <i>Requires Front Bumper / Brush Guard for mounting. Not compatible with Mauser Cab.</i>	241.81
	LP30320	Fuel Pack <i>Available through Order Zone</i>	In Catalog
	LP19878	Gator Gear Organizer - Black <i>Available through Order Zone</i>	In Catalog
	LP19886	Gator Tool Box <i>Contact Dealer for pricing.</i>	In Catalog
	LP46485	Ratcheting Rhino Grip <i>Available through Order Zone.</i>	In Catalog
	LP45543	Refreshment Center <i>Available through Order Zone.</i>	In Catalog

JOHN DEERE COMMERCIAL PRODUCTS
UTILITY VEHICLES AND EQUIPMENT

Gator TX
Continued

CODE	ATTACHMENT IDENTIFIER	DESCRIPTION	SUGGESTED LIST PRICE USD (\$)
		ATTACHMENTS FOR FIELD CONVERSION Continued...	
	BM24804	Remote Cargo Box Release Kit <i>Required if equipped with Deluxe Glass Cab and manual cargo box release (no power lift).</i>	115.56
	LP25929	Rhino Grip XL - Double <i>Available through Order Zone.</i>	In Catalog
	LP25928	Rhino Grip XL - Single <i>Available through Order Zone.</i>	In Catalog
	LP19882	Saw Press Bracket <i>Available through Order Zone</i>	In Catalog
	BM22776	Side Storage Box	215.07
	BM22775	Side Tool Rack	304.96
		Carts / Hitches:	
	LPPCT10LXATV	10AT Cart <i>Available through Order Zone</i>	In Catalog
	LPPCT17ATJD	17AT Cart <i>Available through Order Zone.</i>	In Catalog
	LPUT21JD	21 Steel Utility Cart <i>Available through Order Zone</i>	In Catalog
	PM05101	Ball Mount - 1.875 in. (48mm)	See Parts
	PM05201	Ball Mount - 2 in. (51mm)	See Parts
	BM23989	Drawbar, 1.25 In. (38mm)	35.31
		Custom & High Performance:	
	BM20414	Heavy-Duty Suspension Kit <i>Recommended when using a deluxe cab or front mounted blades. Heavy-Duty Suspension is standard on Gator TE.</i>	165.86
	BM22770	High Capacity Alternator Kit (TX)	555.33
	BM22543	Rough Terrain Kit <i>Throttle stabilizer.</i>	97.37
		Engine:	
	BM22889	Fly Wheel Cover	63.13
	AM108146	Spark Arrester Screen for Muffler	See Parts
		Hunting / Camo:	
	LP19884	Cargo Box Gun Mount - Black <i>Double gun boot mount. Includes (2) Gun Boot 6.0 Transports</i>	In Catalog
	LP19879	Deluxe Cargo Box Cover- Camo	In Catalog
	LP19877	Gator Gear Organizer (Camo)	In Catalog
	LP93103	Vehicle Cover, Cab / ROPS - Camo	In Catalog

JOHN DEERE COMMERCIAL PRODUCTS
UTILITY VEHICLES AND EQUIPMENT

Gator TX
Continued

CODE	ATTACHMENT IDENTIFIER	DESCRIPTION	SUGGESTED LIST PRICE USD (\$)
ATTACHMENTS FOR FIELD CONVERSION Continued...			
		Lights / Signals:	
	BM23013	Backup Alarm Kit	101.66
	BM22405	Beacon Light	381.99
	BM21649	Beacon Light Kit - Deluxe Cab <i>Requires Electrical Kit.</i>	371.29
	BM24591	Brake / Tail Light Kit	160.50
	BM22685	Deluxe Light Kit <i>Kit includes backup lights, four-way flashers, turn signals, brake lights, taillights, front position lights.</i>	395.90
	BM21651	Front Light Kit - Deluxe Cab <i>Requires Electrical Kit.</i>	293.19
	BM23193	Horn Kit	97.37
	BM21652	Rear Light Kit - Deluxe Cab <i>Requires Electrical Kit.</i>	217.21
		Protection:	
	BM25000	Floor Mat	78.11
	BM23458	Front Bumper <i>Includes Front Receiver Hitch.</i>	191.53
	BM23459	Front Bumper/Brush Guard <i>Includes front receiver hitch.</i>	339.19
	BM23457	Front Fender Guard <i>Requires Front Bumper or Front Bumper/Brushguard</i>	142.31
	LP93547	Gator Cover <i>Not compatible with Deluxe Cab. Available through Order Zone.</i>	In Catalog
	BM22767	Heavy Duty Rear Bumper	236.47
	LP92634	Large Deluxe Seat Cover - Yellow <i>Available through Order Zone.</i>	In Catalog
	LP92334	Large Seat Cover - Yellow <i>Available through Order Zone.</i>	In Catalog
	LP92333	Seat Cover - Camo <i>Available through Order Zone.</i>	In Catalog
	BM22773	Tail Light Protectors	89.89
	LP93107	Vehicle Cover, Cab / ROPS - Black <i>Fits all Models Equipped with OPS and Deluxe Cab Structure.</i>	In Catalog
		Seats / Wheels / Tires:	
	BM23799	Parts For Adjustable Driver's Seat	88.81
	TY25800	Tire Chains (for HPAP 24x10.5-10 or HPAT 24x12-10)	See Parts

JOHN DEERE COMMERCIAL PRODUCTS

UTILITY VEHICLES AND EQUIPMENT

Gator TX

Continued

CODE	ATTACHMENT IDENTIFIER	DESCRIPTION	SUGGESTED LIST PRICE USD (\$)
		ATTACHMENTS FOR FIELD CONVERSION Continued...	
	TY25814	Tire Chains (for Turf/Hard Surface 24x12.00-10)	See Parts
	M153217	Spanish North American Kit: Spanish Operator's Manual	See Parts
	LP33597	Sprayers / Pressure Washers: 25 Gallon Bed Sprayer	In Catalog
	LP20852	45 Gallon Bed Sprayer	In Catalog
	LP22908	45 Gallon High Performance Sprayer	In Catalog
	LP20485	45 Gallon Tow-Behind Sprayer	In Catalog
	LPGP2700GH	GatorPal High Pressure Washer (2700 psi, Honda engine) <i>Contact Dealer for pricing.</i>	In Catalog
	LPGP2700GS	GatorPal High Pressure Washer (2700 psi, Subaru engine) <i>Contact Dealer for pricing.</i>	In Catalog
	LP22885	HP 150 in. Precision Boom <i>Compatible with all High Performance Sprayers</i> <i>Available through Order Zone</i>	In Catalog
	LP39963	HP 45 Gallon Sprayer - Tow Behind	In Catalog
	LP22884	HP Boomless Nozzles	In Catalog
	LP22911	HP Standard Gator Boom	In Catalog
	BM24442	Winch: Warn® Winch (3000 Lb.) <i>Requires Front Bumper or Front Bumper/Brush Guard for Front Mount.</i> <i>Requires Rear Receiver Hitch for Rear Mount.</i> <i>Requires Rear Multi-Mount Harness (AM137110) for Rear Mount.</i> <i>VGA10459 (battery wiring harness) required for 6X4 vehicles (TH Gas, TH Diesel, M-Gator A1).</i>	879.54
	BM21392	Winch Accessories Kit	129.47

SERVICE CONTRACTS - RESIDENTIAL OWNERS/USE

Visit <http://www.JohnDeere.com/ServicePlans> for more information on John Deere Service Contracts. May not be Available in Parts of the U.S., Not Available in Canada. Price may vary due to driving distance and/or time from machine to dealership location.

John Deere Extended Service Plan - 2-Year Option <i>Available for T-Series, HPX and XUV utility vehicles only.</i> <i>2-year extended service plan. (1 year of extended service protection);</i> <i>2-years of warranty transportation.</i>	139.99
--	--------

John Deere Extended Service Plan - 3-Year Option <i>3-year extended service plan. (2 years of extended service protection);</i> <i>3-years of warranty transportation.</i>	249.99
--	--------

JOHN DEERE COMMERCIAL PRODUCTS

UTILITY VEHICLES AND EQUIPMENT

Gator TX - California Model

Equipment for Base Machine

ENGINE: 13.5 Engine HP (401cc) Single Cylinder, Air-cooled, 4-Cycle Gasoline Overhead Valves Full Pressure Lubrication System Replaceable Single Element (Dry Type) Air Cleaner with Remote Intake 5.2 Gallon (19.7 L) Fuel Capacity Solid State 12V Ignition ELECTRICAL: Electric Start 16.6 Amp, Regulated Alternator 340 CCA Battery Two 37.5 Watt Halogen Headlights TRANSAXLE/TRANSMISSION: Continuously Variable Transmission (CVT) Single-speed Transaxle 20 mph (32.2 kph) Maximum Forward Speed Rear Traction Assist Front and Rear Hydraulic Disk Brakes Rear Mechanical Disk Hand Operated Park Brake Two Rear Drive Wheels 1-5/16 In. (33.5mm) Forged Rear Axle STEERING/SUSPENSION: Rack and Pinion Steering Front Suspension Independent Spring-Over-Shock Single A-Arm Design Rear Suspension	Triple Rate Adjustable Coil-Over-Shock 1 In. (25mm) Front Spindles FRAME/STYLED PARTS: Arc Welded Uni-Body Frame Thermoplastic Elastomer Polyolefin (TPO) Hood and Fenders OPERATOR STATION: High-Back Bucket Seats Walk-Through Platform Park Brake Indicator Light Hip Restraint Bars (Driver and Passenger) Passenger Grab Handle Glove Box Two Cup Holders Fuel Gauge Hour Meter 12V DC Outlet DIMENSIONS: 109.6 In. Long x 60 In. Wide x 47.6 In. High (2788 mm x 1524 mm x 1209 mm) 1000 Lbs. (454 kg.) Total Payload Capacity Which Includes: 200 Lbs. (91 kg) Driver, 200 Lbs. (91 kg) Passenger and 600 Lbs (272 kg) In. Cargo Box Towing Capacity: 1000 Lbs. (454 kg) 12.00 ft. Turning Radius Ground Clearance (Under Transaxle): 5.7 In. (145 mm) Ground Clearance (Under Foot	Platform): 10.6 In. (270 mm) CARGO BOX: 45 In. Long x 52 In. Wide x 12 In. Deep (1143 mm x 1320 mm x 304.8 mm) 16.4 Cu.Ft (.46 m) Capacity 600 Lbs. (272 kg) Box Capacity Tilting Box Hinged (Bottom) Tailgate, Removable Load Guard Removeable Cargo Box Side Panels (Flat Bed) Hold Down Latch and Prop Rod TIRES: Front: 2-22x9.50-10 4 Ply Cayman AT (All Terrain) Rear: 2-24x10.50-10 4 Ply Cayman AT (All Terrain) Miscellaneous: Rear Receiver Hitch SAFETY VIDEO TAPE: Safety & Operational Video *Engine HP is Provided by the Engine Manufacturer to be Used For Comparison Purposes Only, Actual Operating HP will be Less.
--	---	---

CODE	ATTACHMENT IDENTIFIER	DESCRIPTION	SUGGESTED LIST PRICE USD (\$)
------	--------------------------	-------------	-------------------------------------

Select One Code From Each Required Category

BASE MACHINE

F.O.B. Janesville, Wisconsin

560HM	Gator TX - California Model <i>Availability Only in California.</i> <i>Base Machine Suggested List Price Does Not Include \$300 USD Destination Charge.</i>	8,199.00
-------	---	----------

WHEELS WITH TIRES (FOUR)

1001	Cayman Turf Tires	134.00
1002	Cayman AT (All Terrain) Tires	In Base Price
1004	Cayman XT (Xtreme Terrain) Tires	211.00

DRIVER SEAT

JOHN DEERE COMMERCIAL PRODUCTS
UTILITY VEHICLES AND EQUIPMENT

Gator TX - California Model
Continued

CODE	ATTACHMENT IDENTIFIER	DESCRIPTION	SUGGESTED LIST PRICE USD (\$)
2000		DRIVER SEAT Continued... Non Adjustable Seat	In Base Price
2001		Adjustable Seat	83.00
DELUXE CARGO BOX			
3000		Deluxe Cargo Box with Paint & Reflectors	In Base Price
3002		Deluxe Cargo Box with Reflectors & Spray-On Liner	264.00
3003		Deluxe Cargo Box with Brake & Tail Light, Spray-On Liner & Tail Light Protector	496.00
CARGO BOX POWER LIFT			
4000		Cargo Box Power Lift	720.00
4010		Less Power Lift <i>Latch and Prop Rod Included.</i>	In Base Price
FRONT PROTECTION PACKAGE			
5000		Front Protection Package Package Consists of: Front Bumper / Brush Guard, Front Fender Guard and Rubber Floor Mats. <i>Package Priced at 10% Discount.</i>	504.00
5010		Less Front Protection Package	In Base Price
REAR PROTECTION PACKAGE			
5100		Rear Protection Package Package Consists of: Rear Bumper, Bedmat Kit, Cargo Box FenderGuard. <i>Package Priced at 10% Discount.</i>	494.00
5110		Less Rear Protection Package	In Base Price
ATTACHMENTS FOR FIELD CONVERSION			
BM22600		Cabs/Roofs/Windshields: Deluxe Glass Cab <i>Includes Front Windshield (Excluding Wiper), Glass Doors and Glass Rear Window.</i> <i>Remote Cargo Box Release Kit is required if vehicle is not equipped with Cargo Box Power Lift.</i> <i>Heavy Duty Front Suspension Kit is recommended with Cab installation.</i>	4,086.33
BM22138		Electrical Kit <i>Kit Includes Wiring Harness, Overhead Console and Roof Headliner.</i>	219.36
BM21645		Exterior Mirrors (2) Kit <i>Requires Deluxe Glass Cab.</i>	173.34

JOHN DEERE COMMERCIAL PRODUCTS
UTILITY VEHICLES AND EQUIPMENT

Gator TX - California Model

Continued

CODE	ATTACHMENT IDENTIFIER	DESCRIPTION	SUGGESTED LIST PRICE USD (\$)
		ATTACHMENTS FOR FIELD CONVERSION Continued...	
	BM23578	Forced-Air Heater Kit	2,269.47
	BM21656	Interior Light Kit - Deluxe Cab <i>Requires Electrical Kit.</i>	58.86
	BM21646	Visor (1) Kit - Deluxe cab	70.61
	BM21466	Windscreen	280.34
	BM21648	Windshield Washer Kit <i>Requires Electrical Kit.</i>	177.61
	BM21462	Windshield Wiper Kit <i>Requires Electrical Kit.</i>	303.89
		Cargo Box Options / Storage:	
	BM23849	5 Gallon Pail Holder	38.51
	BM22772	Cargo Box Bed Mat	119.84
	BM22769	Cargo Box Divider	191.53
	BM22811	Cargo Box FenderGuard <i>Requires Heavy Duty Rear Bumper</i>	191.53
	BM23734	Cargo Box Power Lift	770.40
	BM22774	Cargo Box Side Extension Kit	511.46
	LP19880	Deluxe Cargo Box Cover - Black <i>Available through Order Zone</i>	In Catalog
	BM23456	Front Hood Rack <i>Requires Front Bumper / Brush Guard for mounting. Not compatible with Mauser Cab.</i>	241.81
	LP30320	Fuel Pack <i>Available through Order Zone</i>	In Catalog
	LP19878	Gator Gear Organizer - Black <i>Available through Order Zone</i>	In Catalog
	LP19886	Gator Tool Box <i>Contact Dealer for pricing.</i>	In Catalog
	LP46485	Ratcheting Rhino Grip <i>Available through Order Zone.</i>	In Catalog
	LP45543	Refreshment Center <i>Available through Order Zone.</i>	In Catalog
	BM24804	Remote Cargo Box Release Kit <i>Required if equipped with Deluxe Glass Cab and manual cargo box release (no power lift).</i>	115.56
	LP25929	Rhino Grip XL - Double <i>Available through Order Zone.</i>	In Catalog

JOHN DEERE COMMERCIAL PRODUCTS
UTILITY VEHICLES AND EQUIPMENT

Gator TX - California Model

Continued

CODE	ATTACHMENT IDENTIFIER	DESCRIPTION	SUGGESTED LIST PRICE USD (\$)
		ATTACHMENTS FOR FIELD CONVERSION Continued...	
	LP25928	Rhino Grip XL - Single <i>Available through Order Zone.</i>	In Catalog
	LP19882	Saw Press Bracket <i>Available through Order Zone</i>	In Catalog
	BM22776	Side Storage Box	215.07
	BM22775	Side Tool Rack	304.96
		Carts / Hitches:	
	LPPCT10LXATV	10AT Cart <i>Available through Order Zone</i>	In Catalog
	LPPCT17ATJD	17AT Cart <i>Available through Order Zone.</i>	In Catalog
	LPUT21JD	21 Steel Utility Cart <i>Available through Order Zone</i>	In Catalog
	PM05101	Ball Mount - 1.875 in. (48mm)	See Parts
	PM05201	Ball Mount - 2 in. (51mm)	See Parts
	BM23989	Drawbar, 1.25 In. (38mm)	35.31
		Custom & High Performance:	
	BM20414	Heavy-Duty Suspension Kit <i>Recommended when using a deluxe cab or front mounted blades. Heavy-Duty Suspension is standard on Gator TE.</i>	165.86
	BM22770	High Capacity Alternator Kit (TX)	555.33
	BM22543	Rough Terrain Kit <i>Throttle stabilizer.</i>	97.37
		Engine:	
	BM22889	Fly Wheel Cover	63.13
	AM108146	Spark Arrester Screen for Muffler	See Parts
		Hunting / Camo:	
	LP19884	Cargo Box Gun Mount - Black <i>Double gun boot mount. Includes (2) Gun Boot 6.0 Transports</i>	In Catalog
	LP19879	Deluxe Cargo Box Cover- Camo	In Catalog
	LP19877	Gator Gear Organizer (Camo)	In Catalog
	LP93103	Vehicle Cover, Cab / ROPS - Camo	In Catalog
		Lights / Signals:	
	BM23013	Backup Alarm Kit	101.66
	BM22405	Beacon Light	381.99

JOHN DEERE COMMERCIAL PRODUCTS
UTILITY VEHICLES AND EQUIPMENT

Gator TX - California Model

Continued

CODE	ATTACHMENT IDENTIFIER	DESCRIPTION	SUGGESTED LIST PRICE USD (\$)
		ATTACHMENTS FOR FIELD CONVERSION Continued...	
	BM21649	Beacon Light Kit - Deluxe Cab <i>Requires Electrical Kit.</i>	371.29
	BM24591	Brake / Tail Light Kit	160.50
	BM22685	Deluxe Light Kit <i>Kit includes backup lights, four-way flashers, turn signals, brake lights, taillights, front position lights.</i>	395.90
	BM21651	Front Light Kit - Deluxe Cab <i>Requires Electrical Kit.</i>	293.19
	BM23193	Horn Kit	97.37
	BM21652	Rear Light Kit - Deluxe Cab <i>Requires Electrical Kit.</i>	217.21
	BM25000	Protection: Floor Mat	78.11
	BM23458	Front Bumper <i>Includes Front Receiver Hitch.</i>	191.53
	BM23459	Front Bumper/Brush Guard <i>Includes front receiver hitch.</i>	339.19
	BM23457	Front Fender Guard <i>Requires Front Bumper or Front Bumper/Brushguard</i>	142.31
	LP93547	Gator Cover <i>Not compatible with Deluxe Cab. Available through Order Zone.</i>	In Catalog
	BM22767	Heavy Duty Rear Bumper	236.47
	LP92634	Large Deluxe Seat Cover - Yellow <i>Available through Order Zone.</i>	In Catalog
	LP92334	Large Seat Cover - Yellow <i>Available through Order Zone.</i>	In Catalog
	LP92333	Seat Cover - Camo <i>Available through Order Zone.</i>	In Catalog
	BM22773	Tail Light Protectors	89.89
	LP93107	Vehicle Cover, Cab / ROPS - Black <i>Fits all Models Equipped with OPS and Deluxe Cab Structure.</i>	In Catalog
	BM23799	Seats / Wheels / Tires: Parts For Adjustable Driver's Seat	88.81
	TY25800	Tire Chains (for HPAP 24x10.5-10 or HPAT 24x12-10)	See Parts
	TY25814	Tire Chains (for Turf/Hard Surface 24x12.00-10)	See Parts
	M153217	Spanish North American Kit: Spanish Operator's Manual	See Parts

JOHN DEERE COMMERCIAL PRODUCTS
UTILITY VEHICLES AND EQUIPMENT

Gator TX - California Model

Continued

CODE	ATTACHMENT IDENTIFIER	DESCRIPTION	SUGGESTED LIST PRICE USD (\$)
ATTACHMENTS FOR FIELD CONVERSION Continued...			
		Sprayers / Pressure Washers:	
	LP33597	25 Gallon Bed Sprayer	In Catalog
	LP20852	45 Gallon Bed Sprayer	In Catalog
	LP22908	45 Gallon High Performance Sprayer	In Catalog
	LP20485	45 Gallon Tow-Behind Sprayer	In Catalog
	LPGP2700GH	GatorPal High Pressure Washer (2700 psi, Honda engine) <i>Contact Dealer for pricing.</i>	In Catalog
	LPGP2700GS	GatorPal High Pressure Washer (2700 psi, Subaru engine) <i>Contact Dealer for pricing.</i>	In Catalog
	LP22885	HP 150 in. Precision Boom <i>Compatible with all High Performance Sprayers Available through Order Zone</i>	In Catalog
	LP39963	HP 45 Gallon Sprayer - Tow Behind	In Catalog
	LP22884	HP Boomless Nozzles	In Catalog
	LP22911	HP Standard Gator Boom	In Catalog
		Winch:	
	BM24442	Warn® Winch (3000 Lb.) <i>Requires Front Bumper or Front Bumper/Brush Guard for Front Mount. Requires Rear Receiver Hitch for Rear Mount. Requires Rear Multi-Mount Harness (AM137110) for Rear Mount. VGA10459 (battery wiring harness) required for 6X4 vehicles (TH Gas, TH Diesel, M-Gator A1).</i>	879.54
	BM21392	Winch Accessories Kit	129.47

SERVICE CONTRACTS - RESIDENTIAL OWNERS/USE

Visit <http://www.JohnDeere.com/ServicePlans> for more information on John Deere Service Contracts. May not be Available in Parts of the U.S., Not Available in Canada. Price may vary due to driving distance and/or time from machine to dealership location.

John Deere Extended Service Plan - 2-Year Option <i>Available for T-Series, HPX and XUV utility vehicles only.) 2-year extended service plan. (1 year of extended service protection); 2-years of warranty transportation.</i>	139.99
---	--------

John Deere Extended Service Plan - 3-Year Option <i>3-year extended service plan. (2 years of extended service protection); 3-years of warranty transportation.</i>	249.99
--	--------

JOHN DEERE COMMERCIAL PRODUCTS

UTILITY VEHICLES AND EQUIPMENT

Gator TH 6X4 Gas Equipment for Base Machine

ENGINE: 15.5 Engine HP (675cc) Twin Cylinder, Air-cooled, 4-Cycle Gasoline Overhead Valves Full Pressure Lubrication System with Replaceable Oil Filter Replaceable Single Element (Dry Type) Air Cleaner 5.0 Gallon (18.9 L) Fuel Capacity Spark Arresting Muffler Solid State 12V Ignition ELECTRICAL: Electric Start 16.6 Amp, Regulated Alternator 340 CCA Battery Two 37.5 Watt Halogen Headlights TRANSAXLE/TRANSMISSION: Continuously Variable Transmission (CVT) Single-speed Transaxle 20 mph (32.2 kph) Maximum Forward Speed Rear Traction Assist Rear Internal Wet Disk Brakes Wet Disk Hand-Operated Park Brake 1-3/8 In. (35 mm) Forged Rear Axles Four Rear Drive Wheels Heavy-Duty H60 Roller Chain STEERING/FRONT SUSPENSION: Rack and Pinion Steering Independent Front Suspension Spring-Over-Shock Single A-Arm Design	1 In. (25 mm) Front Spindles FRAME/STYLED PARTS: Arc Welded Uni-Body Frame Thermoplastic Elastomer Polyolefin (TPO) Hood and Fenders OPERATOR STATION: High-Back Bucket Seats Walk-Through Platform Park Brake Indicator Light Traction Assist Indicator Light Hip Restraint Bars (Driver and Passenger) Passenger Grab Handle Glove Box Two Cup Holders Fuel Gauge Hour Meter 12V DC Outlet DIMENSIONS: 105.9 In. Long x 60 In. Wide x 43.6 In. High (2689 mm x 1524 mm x 1107 mm) 1400 Lbs. (635 kg.) Total Payload Capacity Which Includes: 200 Lbs. (91 kg) Driver, 200 Lbs. (91 kg) Passenger and 1000 Lbs (454 kg) in Cargo Box Towing Capacity: 1400 Lbs. (635 kg) 12.3 ft. Turning Radius Ground Clearance (Under Transaxle): 6.7 In. (170 mm) Ground Clearance (Under Foot	Platform): 9.8 In. (330 mm) CARGO BOX: 45 In. Long x 52 In. Wide x 12 In. Deep (1143 mm x 1320 mm x 304.8 mm) 16.4 Cu Ft (.46 m) Capacity 1000 Lbs. (454 kg) Box Capacity Tilting Box Hinged (Bottom) Tailgate, Removable Load Guard Removable Cargo Box Side Panels (Flat Bed) Hold Down Latch and Prop Rod TIRES: Front: 2-22.5x10.00-8 4 Ply Cayman KT (Knobby) Rear: 4-25x12.00-9 4 Ply Cayman KT (Knobby) SAFETY VIDEO TAPE: Safety & Operational Video *Engine HP is Provided by the Engine Manufacturer to be Used For Comparison Purposes Only, Actual Operating HP will be Less.
--	--	---

CODE	ATTACHMENT IDENTIFIER	DESCRIPTION	SUGGESTED LIST PRICE USD (\$)
------	--------------------------	-------------	-------------------------------------

Select One Code From Each Required Category

BASE MACHINE

F.O.B. Janesville, Wisconsin

5615M	Gator TH 6X4 Gas <i>Not Available for Sale in California. Base Machine Suggested List Price Does Not Include \$300 USD Destination Charge.</i>	9,699.00
-------	---	----------

DESTINATION

0202	US/Canada	In Base Price
0230	Australia/New Zealand	Same Price
0195	Mexico	Same Price

WHEELS WITH TIRES (SIX)

JOHN DEERE COMMERCIAL PRODUCTS
UTILITY VEHICLES AND EQUIPMENT

Gator TH 6X4 Gas
Continued

CODE	ATTACHMENT IDENTIFIER	DESCRIPTION	SUGGESTED LIST PRICE USD (\$)
WHEELS WITH TIRES (SIX) Continued...			
1000		Cayman KT (Knobby) Tires	In Base Price
1001		Cayman Turf Tires	Same Price
1002		Cayman AT (All Terrain) Tires	338.00
DRIVER SEAT			
2000		Non Adjustable Seat	In Base Price
2001		Adjustable Seat	83.00
DELUXE CARGO BOX			
3000		Deluxe Cargo Box with Paint & Reflectors	In Base Price
3002		Deluxe Cargo Box with Reflectors & Spray-On Liner	264.00
3003		Deluxe Cargo Box with Brake & Tail Light, Spray-On Liner & Tail Light Protector	496.00
CARGO BOX POWER LIFT			
4000		Cargo Box Power Lift	802.00
4010		Less Power Lift <i>Latch and Prop Rod Included.</i>	In Base Price
FRONT PROTECTION PACKAGE			
5000		Front Protection Package Package Consists of: Front Bumper / Brush Guard, Front Fender Guard and Rubber Floor Mats. <i>Package Priced at 10% Discount.</i>	504.00
5010		Less Front Protection Package	In Base Price
REAR PROTECTION PACKAGE			
5100		Rear Protection Package Package Consists of: Rear Bumper and Bedmat Kit. <i>Package Priced at 10% Discount.</i>	321.00
5110		Less Rear Protection Package	In Base Price
REAR RECEIVER HITCH			
6000		1.25 In. (38mm) Rear Receiver Hitch	74.00
6010		Less Rear Receiver Hitch	In Base Price

ATTACHMENTS FOR FIELD CONVERSION

JOHN DEERE COMMERCIAL PRODUCTS
UTILITY VEHICLES AND EQUIPMENT

Gator TH 6X4 Gas

Continued

CODE	ATTACHMENT IDENTIFIER	DESCRIPTION	SUGGESTED LIST PRICE USD (\$)
ATTACHMENTS FOR FIELD CONVERSION Continued...			
		Cabs/Roofs/Windshields:	
	BM22600	Deluxe Glass Cab <i>Includes Front Windshield (Excluding Wiper), Glass Doors and Glass Rear Window.</i> <i>Remote Cargo Box Release Kit is required if vehicle is not equipped with Cargo Box Power Lift.</i> <i>Heavy Duty Front Suspension Kit is recommended with Cab installation.</i>	4,086.33
	BM22138	Electrical Kit <i>Kit Includes Wiring Harness, Overhead Console and Roof Headliner.</i>	219.36
	BM21645	Exterior Mirrors (2) Kit <i>Requires Deluxe Glass Cab.</i>	173.34
	BM23578	Forced-Air Heater Kit	2,269.47
	BM21656	Interior Light Kit - Deluxe Cab <i>Requires Electrical Kit.</i>	58.86
	BM21646	Visor (1) Kit - Deluxe cab	70.61
	BM21466	Windscreen	280.34
	BM21648	Windshield Washer Kit <i>Requires Electrical Kit.</i>	177.61
	BM21462	Windshield Wiper Kit <i>Requires Electrical Kit.</i>	303.89
		Cargo Box Options / Storage:	
	BM23849	5 Gallon Pail Holder	38.51
	BM22772	Cargo Box Bed Mat	119.84
	BM22769	Cargo Box Divider	191.53
	BM22811	Cargo Box FenderGuard <i>Requires Heavy Duty Rear Bumper</i>	191.53
	BM23759	Cargo Box Power Lift	779.00
	BM22774	Cargo Box Side Extension Kit	511.46
	LP19880	Deluxe Cargo Box Cover - Black <i>Available through Order Zone</i>	In Catalog
	BM23456	Front Hood Rack <i>Requires Front Bumper / Brush Guard for mounting. Not compatible with Mauser Cab.</i>	241.81
	LP30320	Fuel Pack <i>Available through Order Zone</i>	In Catalog
	LP19878	Gator Gear Organizer - Black <i>Available through Order Zone</i>	In Catalog

JOHN DEERE COMMERCIAL PRODUCTS
UTILITY VEHICLES AND EQUIPMENT

Gator TH 6X4 Gas
Continued

CODE	ATTACHMENT IDENTIFIER	DESCRIPTION	SUGGESTED LIST PRICE USD (\$)
		ATTACHMENTS FOR FIELD CONVERSION Continued...	
	LP19886	Gator Tool Box <i>Contact Dealer for pricing.</i>	In Catalog
	LP46485	Ratcheting Rhino Grip <i>Available through Order Zone.</i>	In Catalog
	LP45543	Refreshment Center <i>Available through Order Zone.</i>	In Catalog
	BM24804	Remote Cargo Box Release Kit <i>Required if equipped with Deluxe Glass Cab and manual cargo box release (no power lift).</i>	115.56
	LP25929	Rhino Grip XL - Double <i>Available through Order Zone.</i>	In Catalog
	LP25928	Rhino Grip XL - Single <i>Available through Order Zone.</i>	In Catalog
	LP19882	Saw Press Bracket <i>Available through Order Zone</i>	In Catalog
	BM22775	Side Tool Rack	304.96
		Carts / Hitches:	
	LPPCT10LXATV	10AT Cart <i>Available through Order Zone</i>	In Catalog
	LPPCT17ATJD	17AT Cart <i>Available through Order Zone.</i>	In Catalog
	LPUT21JD	21 Steel Utility Cart <i>Available through Order Zone</i>	In Catalog
	PM05101	Ball Mount - 1.875 in. (48mm)	See Parts
	PM05201	Ball Mount - 2 in. (51mm)	See Parts
	BM23989	Drawbar, 1.25 in. (38mm)	35.31
	BM17801	Rear Hitch	44.94
	BM23839	Rear Receiver Hitch, 1.25 in. (38mm) <i>No drawbar nor ball is included with the hitch.</i>	79.19
		Custom & High Performance:	
	BM20414	Heavy-Duty Suspension Kit <i>Recommended when using a deluxe cab or front mounted blades. Heavy-Duty Suspension is standard on Gator TE.</i>	165.86
	BM21982	High Capacity Alternator (TH 6X4 Gas Only)	447.26
	BM22543	Rough Terrain Kit <i>Throttle stabilizer.</i>	97.37
		Engine:	
	AM115838	Spark Arrester Screen	See Parts
		Hunting / Camo:	

JOHN DEERE COMMERCIAL PRODUCTS
UTILITY VEHICLES AND EQUIPMENT

Gator TH 6X4 Gas

Continued

CODE	ATTACHMENT IDENTIFIER	DESCRIPTION	SUGGESTED LIST PRICE USD (\$)
		ATTACHMENTS FOR FIELD CONVERSION Continued...	
	LP19884	Cargo Box Gun Mount - Black <i>Double gun boot mount. Includes (2) Gun Boot 6.0 Transports</i>	In Catalog
	LP19879	Deluxe Cargo Box Cover- Camo	In Catalog
	LP19877	Gator Gear Organizer (Camo)	In Catalog
	LP93103	Vehicle Cover, Cab / ROPS - Camo	In Catalog
		Lights / Signals:	
	BM23013	Backup Alarm Kit	101.66
	BM22405	Beacon Light	381.99
	BM21649	Beacon Light Kit - Deluxe Cab <i>Requires Electrical Kit.</i>	371.29
	BM24591	Brake / Tail Light Kit	160.50
	BM22685	Deluxe Light Kit <i>Kit includes backup lights, four-way flashers, turn signals, brake lights, taillights, front position lights.</i>	395.90
	BM21651	Front Light Kit - Deluxe Cab <i>Requires Electrical Kit.</i>	293.19
	BM23193	Horn Kit	97.37
	BM21652	Rear Light Kit - Deluxe Cab <i>Requires Electrical Kit.</i>	217.21
		Protection:	
	BM22020	Drive Belt Splash Guard	62.06
	BM25000	Floor Mat	78.11
	BM23458	Front Bumper <i>Includes Front Receiver Hitch.</i>	191.53
	BM23459	Front Bumper/Brush Guard <i>Includes front receiver hitch.</i>	339.19
	BM23457	Front Fender Guard <i>Requires Front Bumper or Front Bumper/Brushguard</i>	142.31
	LP93547	Gator Cover <i>Not compatible with Deluxe Cab. Available through Order Zone.</i>	In Catalog
	BM22767	Heavy Duty Rear Bumper	236.47
	LP92634	Large Deluxe Seat Cover - Yellow <i>Available through Order Zone.</i>	In Catalog
	LP92334	Large Seat Cover - Yellow <i>Available through Order Zone.</i>	In Catalog

JOHN DEERE COMMERCIAL PRODUCTS
UTILITY VEHICLES AND EQUIPMENT

Gator TH 6X4 Gas

Continued

CODE	ATTACHMENT IDENTIFIER	DESCRIPTION	SUGGESTED LIST PRICE USD (\$)
		ATTACHMENTS FOR FIELD CONVERSION Continued...	
	LP92333	Seat Cover - Camo <i>Available through Order Zone.</i>	In Catalog
	BM22773	Tail Light Protectors	89.89
	LP93107	Vehicle Cover, Cab / ROPS - Black <i>Fits all Models Equipped with OPS and Deluxe Cab Structure.</i>	In Catalog
		Seats / Wheels / Tires:	
	BM23799	Parts For Adjustable Driver's Seat	88.81
	TY24328	Tire Chains (Pair) for 24x12.00-12 In. Drive Tires <i>For Turf and Knobby Tires. Not Intended for use on all Four Rear Tires.</i>	See Parts
		Spanish North American Kit:	
	M153216	Spanish Operator's Manual	See Parts
		Sprayers / Pressure Washers:	
	LP33597	25 Gallon Bed Sprayer	In Catalog
	LP20852	45 Gallon Bed Sprayer	In Catalog
	LP22908	45 Gallon High Performance Sprayer	In Catalog
	LP20485	45 Gallon Tow-Behind Sprayer	In Catalog
	LP20853	90 Gallon Bed Sprayer	In Catalog
	LP22909	90 Gallon High Performance Bed Sprayer	In Catalog
	LPGP2700GH	GatorPal High Pressure Washer (2700 psi, Honda engine) <i>Contact Dealer for pricing.</i>	In Catalog
	LPGP2700GS	GatorPal High Pressure Washer (2700 psi, Subaru engine) <i>Contact Dealer for pricing.</i>	In Catalog
	LPGP3000GH	GatorPal High Pressure Washer (3000 psi, Honda engine) <i>Contact Dealer for pricing.</i>	In Catalog
	LPGP3000GS	GatorPal High Pressure Washer (3000 psi, Subaru engine) <i>Contact Dealer for pricing.</i>	In Catalog
	LP22885	HP 150 in. Precision Boom <i>Compatible with all High Performance Sprayers Available through Order Zone</i>	In Catalog
	LP39963	HP 45 Gallon Sprayer - Tow Behind	In Catalog
	LP22884	HP Boomless Nozzles	In Catalog
	LP22911	HP Standard Gator Boom	In Catalog

JOHN DEERE COMMERCIAL PRODUCTS
UTILITY VEHICLES AND EQUIPMENT

Gator TH 6X4 Gas
Continued

CODE	ATTACHMENT IDENTIFIER	DESCRIPTION	SUGGESTED LIST PRICE USD (\$)
ATTACHMENTS FOR FIELD CONVERSION Continued...			
		Winch:	
	BM24442	Warn® Winch (3000 Lb.) <i>Requires Front Bumper or Front Bumper/Brush Guard for Front Mount. Requires Rear Receiver Hitch for Rear Mount. Requires Rear Multi-Mount Harness (AM137110) for Rear Mount. VGA10459 (battery wiring harness) required for 6X4 vehicles (TH Gas, TH Diesel, M-Gator A1).</i>	879.54
	BM21392	Winch Accessories Kit	129.47
SERVICE CONTRACTS - RESIDENTIAL OWNERS/USE			
<i>Visit http://www.JohnDeere.com/ServicePlans for more information on John Deere Service Contracts. May not be Available in Parts of the U.S., Not Available in Canada. Price may vary due to driving distance and/or time from machine to dealership location.</i>			
		John Deere Extended Service Plan - 2-Year Option <i>Available for T-Series, HPX and XUV utility vehicles only.) 2-year extended service plan. (1 year of extended service protection); 2-years of warranty transportation.</i>	139.99
		John Deere Extended Service Plan - 3-Year Option <i>3-year extended service plan. (2 years of extended service protection); 3-years of warranty transportation.</i>	249.99

JOHN DEERE COMMERCIAL PRODUCTS

UTILITY VEHICLES AND EQUIPMENT

Gator TH 6X4 Diesel Equipment for Base Machine

ENGINE:

18.2 Engine HP (854cc)
3 Cylinder, Liquid Cooled
Overhead Valves
Full Pressure Lubrication
System with Replaceable
Oil Filter
Replaceable Dual Element
(Dry Type) Air Cleaner
5.0 Gallon (18.9L) Fuel
Capacity
Spark Arresting
Muffler (optional)
IDI Diesel Ignition
Dual Radiator System
ELECTRICAL:
Electric Start
40 Amp, Regulated Alternator
340 CCA Battery
Two 37.5 Watt Halogen
Headlights
Automatic Glo-Plug System
TRANSAXLE/TRANSMISSION:
Continuously Variable
Transmission (CVT)
Single-speed Transaxle
20 mph (32.2 kph) Maximum
Forward Speed
Rear Traction Assist
Rear Internal Wet Disk Brakes
Wet Disk Hand-Operated
Park Brake
1-3/8 In. (35 mm) Forged
Rear Axles
Four Rear Drive Wheels
Heavy-Duty #60 Roller Chain
STEERING/FRONT SUSPENSION:
Rack and Pinion Steering
Independent Front Suspension
Spring-Over-Shock Single

A-Arm Design

1 In. (25 mm) Front Spindles
FRAME/STYLED PARTS:
Arc Welded Uni-Body Frame
Thermoplastic Elastomer
Polyolefin (TPO) Hood
and Fenders
Front Bumper
OPERATOR STATION:
High-Back Bucket Seats
Walk-Through Platform
Park Brake Indicator Light
Traction Assist Indicator
Light
Battery Charge Light
Coolant Temperature Light
Glo-Plug Activation Light
Oil Pressure Light
Hip Restraint Bars
(Driver and Passenger)
Passenger Grab Handle
Glove Box
Two Cup Holders
Fuel Gauge
Hour Meter
12V DC Outlet
DIMENSIONS:
108 In. Long (with bumper)
x 60 In. Wide x 43.6 In. High
(2743 mm x 1524 mm
x 1107 mm)
1600 Lbs. (635 kg.) Total
Payload Capacity Which
Includes:
200 Lbs. (91 kg) Driver,
200 Lbs. (91 kg) Passenger
and 1200 Lbs (454 kg) in
Cargo Box
Towing Capacity: 1400 Lbs.
(635 kg)

12.4 ft. Turning Radius

Ground Clearance (Under
Transaxle): 6.5 In. (165 mm)
Ground Clearance (Under Foot
Platform): 8.5 In. (216 mm)
CARGO BOX:
45 In. Long x 52 In. Wide
x 12 In. Deep (1143 mm x
1320 mm x 304.8 mm)
16.4 Cu Ft (.46 m) Capacity
1200 Lbs. (508 kg) Box
Capacity
Tilting Box
Hinged (Bottom) Tailgate,
Removable
Load Guard
Removable Cargo Box Side
Panels (Flat Bed)
Hold Down Latch and Prop Rod
TIRES:
Front: 2-22.5x10.00-8 4 Ply
Cayman KT (Knobby)
Rear: 4-25x12.00-9 4 Ply
Cayman KT (Knobby)
SAFETY VIDEO TAPE:
Safety & Operational Video
*Engine HP is Provided by the
Engine Manufacturer to be Used
for Comparison Purposes Only,
Actual Operating HP will be
Less.

CODE	ATTACHMENT IDENTIFIER	DESCRIPTION	SUGGESTED LIST PRICE USD (\$)
------	--------------------------	-------------	-------------------------------------

Select One Code From Each Required Category

BASE MACHINE

F.O.B. Janesville, Wisconsin

5625M	Gator TH 6X4 Diesel <i>Base Machine Suggested List Price Does Not Include \$300 USD Destination Charge.</i>	12,099.00
-------	--	-----------

DESTINATION

0202	US/Canada	In Base Price
0230	Australia/New Zealand	Same Price
0195	Mexico	Same Price

WHEELS WITH TIRES (SIX)

JOHN DEERE COMMERCIAL PRODUCTS
UTILITY VEHICLES AND EQUIPMENT

Gator TH 6X4 Diesel

Continued

CODE	ATTACHMENT IDENTIFIER	DESCRIPTION	SUGGESTED LIST PRICE USD (\$)
WHEELS WITH TIRES (SIX) Continued...			
1000		Cayman KT (Knobby) Tires	In Base Price
1001		Cayman Turf Tires	Same Price
1002		Cayman AT (All Terrain) Tires	338.00
DRIVER SEAT			
2000		Non Adjustable Seat	In Base Price
2001		Adjustable Seat	83.00
DELUXE CARGO BOX			
3000		Deluxe Cargo Box with Paint & Reflectors	In Base Price
3002		Deluxe Cargo Box with Reflectors & Spray-On Liner	264.00
3003		Deluxe Cargo Box with Brake & Tail Light, Spray-On Liner & Tail Light Protector	496.00
CARGO BOX POWER LIFT			
4000		Cargo Box Power Lift	802.00
4010		Less Power Lift <i>Latch and Prop Rod Included.</i>	In Base Price
FRONT PROTECTION PACKAGE			
5010		Less Front Protection Package	In Base Price
REAR PROTECTION PACKAGE			
5100		Rear Protection Package Package Consists of: Rear Bumper and Bedmat Kit. <i>Package Priced at 10% Discount.</i>	321.00
5110		Less Rear Protection Package	In Base Price
REAR RECEIVER HITCH			
6000		1.25 In. (38mm) Rear Receiver Hitch	74.00
6010		Less Rear Receiver Hitch	In Base Price
ATTACHMENTS FOR FIELD CONVERSION			
BM22600		Cabs/Roofs/Windshields: Deluxe Glass Cab <i>Includes Front Windshield (Excluding Wiper), Glass Doors and Glass Rear Window.</i> <i>Remote Cargo Box Release Kit is required if vehicle is not equipped with Cargo Box Power Lift.</i> <i>Heavy Duty Front Suspension Kit is recommended with Cab installation.</i>	4,086.33

JOHN DEERE COMMERCIAL PRODUCTS
UTILITY VEHICLES AND EQUIPMENT

Gator TH 6X4 Diesel

Continued

CODE	ATTACHMENT IDENTIFIER	DESCRIPTION	SUGGESTED LIST PRICE USD (\$)
		ATTACHMENTS FOR FIELD CONVERSION Continued...	
	BM22138	Electrical Kit <i>Kit Includes Wiring Harness, Overhead Console and Roof Headliner.</i>	219.36
	BM21645	Exterior Mirrors (2) Kit <i>Requires Deluxe Glass Cab.</i>	173.34
	BM22229	Heater Kit	1,086.06
	BM21656	Interior Light Kit - Deluxe Cab <i>Requires Electrical Kit.</i>	58.86
	BM21646	Visor (1) Kit - Deluxe cab	70.61
	BM21466	Windscreen	280.34
	BM21648	Windshield Washer Kit <i>Requires Electrical Kit.</i>	177.61
	BM21462	Windshield Wiper Kit <i>Requires Electrical Kit.</i>	303.89
		Cargo Box Options / Storage:	
	BM23849	5 Gallon Pail Holder	38.51
	BM22772	Cargo Box Bed Mat	119.84
	BM22769	Cargo Box Divider	191.53
	BM22811	Cargo Box FenderGuard <i>Requires Heavy Duty Rear Bumper</i>	191.53
	BM23759	Cargo Box Power Lift	779.00
	BM22774	Cargo Box Side Extension Kit	511.46
	LP19880	Deluxe Cargo Box Cover - Black <i>Available through Order Zone</i>	In Catalog
	BM23456	Front Hood Rack <i>Requires Front Bumper / Brush Guard for mounting. Not compatible with Mauser Cab.</i>	241.81
	LP30320	Fuel Pack <i>Available through Order Zone</i>	In Catalog
	LP19878	Gator Gear Organizer - Black <i>Available through Order Zone</i>	In Catalog
	LP19886	Gator Tool Box <i>Contact Dealer for pricing.</i>	In Catalog
	LP46485	Ratcheting Rhino Grip <i>Available through Order Zone.</i>	In Catalog
	LP45543	Refreshment Center <i>Available through Order Zone.</i>	In Catalog

JOHN DEERE COMMERCIAL PRODUCTS
UTILITY VEHICLES AND EQUIPMENT

Gator TH 6X4 Diesel

Continued

CODE	ATTACHMENT IDENTIFIER	DESCRIPTION	SUGGESTED LIST PRICE USD (\$)
		ATTACHMENTS FOR FIELD CONVERSION Continued...	
	BM24804	Remote Cargo Box Release Kit <i>Required if equipped with Deluxe Glass Cab and manual cargo box release (no power lift).</i>	115.56
	LP25929	Rhino Grip XL - Double <i>Available through Order Zone.</i>	In Catalog
	LP25928	Rhino Grip XL - Single <i>Available through Order Zone.</i>	In Catalog
	LP19882	Saw Press Bracket <i>Available through Order Zone</i>	In Catalog
	BM22775	Side Tool Rack	304.96
		Carts / Hitches:	
	LPPCT10LXATV	10AT Cart <i>Available through Order Zone</i>	In Catalog
	LPPCT17ATJD	17AT Cart <i>Available through Order Zone.</i>	In Catalog
	LPUT21JD	21 Steel Utility Cart <i>Available through Order Zone</i>	In Catalog
	PM05101	Ball Mount - 1.875 in. (48mm)	See Parts
	PM05201	Ball Mount - 2 in. (51mm)	See Parts
	BM23989	Drawbar, 1.25 In. (38mm)	35.31
	BM17801	Rear Hitch	44.94
	BM23839	Rear Receiver Hitch, 1.25 in. (38mm) <i>No drawbar nor ball is included with the hitch.</i>	79.19
		Custom & High Performance:	
	BM22114	Auxiliary Battery Kit	58.19
	BM20414	Heavy-Duty Suspension Kit <i>Recommended when using a deluxe cab or front mounted blades. Heavy-Duty Suspension is standard on Gator TE.</i>	165.86
	BM22543	Rough Terrain Kit <i>Throttle stabilizer.</i>	97.37
		Engine:	
	AM882530	Adaptor Parts for Engine Coolant Heater	See Parts
	AR87167	Engine Coolant Heater (110 Volt) <i>Requires adapter parts for engine coolant heater. Requires AM134805 Engine Block Heater Adapter.</i>	See Parts
	AM115838	Spark Arrester Screen	See Parts
		Hunting / Camo:	
	LP19884	Cargo Box Gun Mount - Black <i>Double gun boot mount. Includes (2) Gun Boot 6.0 Transports</i>	In Catalog

JOHN DEERE COMMERCIAL PRODUCTS
UTILITY VEHICLES AND EQUIPMENT

Gator TH 6X4 Diesel

Continued

CODE	ATTACHMENT IDENTIFIER	DESCRIPTION	SUGGESTED LIST PRICE USD (\$)
		ATTACHMENTS FOR FIELD CONVERSION Continued...	
	LP19879	Deluxe Cargo Box Cover- Camo	In Catalog
	LP19877	Gator Gear Organizer (Camo)	In Catalog
	LP93103	Vehicle Cover, Cab / ROPS - Camo	In Catalog
		Lights / Signals:	
	BM23013	Backup Alarm Kit	101.66
	BM22405	Beacon Light	381.99
	BM21649	Beacon Light Kit - Deluxe Cab <i>Requires Electrical Kit.</i>	371.29
	BM24591	Brake / Tail Light Kit	160.50
	BM22685	Deluxe Light Kit <i>Kit includes backup lights, four-way flashers, turn signals, brake lights, taillights, front position lights.</i>	395.90
	BM21651	Front Light Kit - Deluxe Cab <i>Requires Electrical Kit.</i>	293.19
	BM23193	Horn Kit	97.37
	BM21652	Rear Light Kit - Deluxe Cab <i>Requires Electrical Kit.</i>	217.21
		Protection:	
	BM22020	Drive Belt Splash Guard	62.06
	BM25000	Floor Mat	78.11
	BM23458	Front Bumper <i>Includes Front Receiver Hitch.</i>	191.53
	BM23459	Front Bumper/Brush Guard <i>Includes front receiver hitch.</i>	339.19
	BM23457	Front Fender Guard <i>Requires Front Bumper or Front Bumper/Brushguard</i>	142.31
	LP93547	Gator Cover <i>Not compatible with Deluxe Cab. Available through Order Zone.</i>	In Catalog
	BM22767	Heavy Duty Rear Bumper	236.47
	LP92634	Large Deluxe Seat Cover - Yellow <i>Available through Order Zone.</i>	In Catalog
	LP92334	Large Seat Cover - Yellow <i>Available through Order Zone.</i>	In Catalog
	LP92333	Seat Cover - Camo <i>Available through Order Zone.</i>	In Catalog

JOHN DEERE COMMERCIAL PRODUCTS
UTILITY VEHICLES AND EQUIPMENT

Gator TH 6X4 Diesel

Continued

CODE	ATTACHMENT IDENTIFIER	DESCRIPTION	SUGGESTED LIST PRICE USD (\$)
		ATTACHMENTS FOR FIELD CONVERSION Continued...	
	BM22773	Tail Light Protectors	89.89
	LP93107	Vehicle Cover, Cab / ROPS - Black <i>Fits all Models Equipped with OPS and Deluxe Cab Structure.</i>	In Catalog
		Seats / Wheels / Tires:	
	BM23799	Parts For Adjustable Driver's Seat	88.81
	TY24328	Tire Chains (Pair) for 24x12.00-12 In. Drive Tires <i>For Turf and Knobby Tires. Not Intended for use on all Four Rear Tires.</i>	See Parts
		Spanish North American Kit:	
	M153216	Spanish Operator's Manual	See Parts
		Sprayers / Pressure Washers:	
	LP33597	25 Gallon Bed Sprayer	In Catalog
	LP20852	45 Gallon Bed Sprayer	In Catalog
	LP22908	45 Gallon High Performance Sprayer	In Catalog
	LP20485	45 Gallon Tow-Behind Sprayer	In Catalog
	LP20853	90 Gallon Bed Sprayer	In Catalog
	LP22909	90 Gallon High Performance Bed Sprayer	In Catalog
	LPGP2700GH	GatorPal High Pressure Washer (2700 psi, Honda engine) <i>Contact Dealer for pricing.</i>	In Catalog
	LPGP2700GS	GatorPal High Pressure Washer (2700 psi, Subaru engine) <i>Contact Dealer for pricing.</i>	In Catalog
	LPGP3000GH	GatorPal High Pressure Washer (3000 psi, Honda engine) <i>Contact Dealer for pricing.</i>	In Catalog
	LPGP3000GS	GatorPal High Pressure Washer (3000 psi, Subaru engine) <i>Contact Dealer for pricing.</i>	In Catalog
	LP22885	HP 150 in. Precision Boom <i>Compatible with all High Performance Sprayers Available through Order Zone</i>	In Catalog
	LP39963	HP 45 Gallon Sprayer - Tow Behind	In Catalog
	LP22884	HP Boomless Nozzles	In Catalog
	LP22911	HP Standard Gator Boom	In Catalog
		Winch:	
	BM24442	Warn® Winch (3000 Lb.) <i>Requires Front Bumper or Front Bumper/Brush Guard for Front Mount. Requires Rear Receiver Hitch for Rear Mount. Requires Rear Multi-Mount Harness (AM137110) for Rear Mount. VGA10459 (battery wiring harness) required for 6X4 vehicles (TH Gas, TH Diesel, M-Gator A1).</i>	879.54

JOHN DEERE COMMERCIAL PRODUCTS
UTILITY VEHICLES AND EQUIPMENT

Gator TH 6X4 Diesel

Continued

CODE	ATTACHMENT IDENTIFIER	DESCRIPTION	SUGGESTED LIST PRICE USD (\$)
------	--------------------------	-------------	-------------------------------------

ATTACHMENTS FOR FIELD CONVERSION Continued...

BM21392	Winch Accessories Kit		129.47
---------	-----------------------	--	--------

SERVICE CONTRACTS - RESIDENTIAL OWNERS/USE

Visit <http://www.JohnDeere.com/ServicePlans> for more information on John Deere Service Contracts. May not be Available in Parts of the U.S., Not Available in Canada. Price may vary due to driving distance and/or time from machine to dealership location.

John Deere Extended Service Plan - 2-Year Option <i>Available for T-Series, HPX and XUV utility vehicles only.) 2-year extended service plan. (1 year of extended service protection); 2-years of warranty transportation.</i>	139.99
---	--------

John Deere Extended Service Plan - 3-Year Option <i>3-year extended service plan. (2 years of extended service protection); 3-years of warranty transportation.</i>	249.99
--	--------

JOHN DEERE COMMERCIAL PRODUCTS

UTILITY VEHICLES AND EQUIPMENT

Gator TE Electric (145 Amp) Utility Vehicle

Equipment for Base Machine

DRIVE SYSTEM: 3.8 HP Separately Excited Motor 21 Amp DC Automatic Charger Separately Excited Controller 400 Amp Current Limit Dana Transaxle w/Helical Gearing Separate Line 48V System With 8 Trojan T-145 Batteries Full Enclosed, Oil Bath Transaxle Lubrication Self Adjusting Drum Brakes Hand Operated Multi Latch Park Brake 2 Rear Drive Wheels 15 MPH (24.1 Km/h) Forward/ 9 MPH Reverse STEERING/FRONT SUSPENSION: Rack and Pinion Steering Independent Front Suspension: Spring Over Shock, Independent A-Arm Design 1 In (25 mm) Front Spindles FRAME/FENDERS: Arc Welded Uni-Body Frame	Thermoplastic Elastomer Polyolefin (TPO) Hood and Fenders OPERATOR STATION: Dash Instrumentation Includes: Battery Level Indicator, Hourmeter Forward / Neutral / Reverse Switch Two High Back Seats Hip Restraint Bars (Operator and Passenger) Walk Through Platform Passenger Handle Bar Glove Box CARGO BOX: 52 In. (1320 mm) Wide X 45 In. (1143 mm) Long X 12 In. (304.8 mm) Deep 500 Lb. (227 kg) Cargo Capacity (16.4 cu. ft.) 900 Lb. (409 kg) Total Payload Capacity (With 200 Lb. (91 kg) Operator and 200 Lb. (91 kg) Passenger)	600 Lb. (273 kg) Towing Capacity Ribbed Steel Construction Tilting Box Hinged, Removable Tailgate Load Guard Removeable Cargo Box Side Panels (Flat Bed) Hold Down Latch and Prop Rod TIRES: Front: 2-22x9.50-10 4 Ply Turf/Hard Surface Rear: 2-24x12-10 4 Ply Cayman Turf
--	---	--

CODE	ATTACHMENT IDENTIFIER	DESCRIPTION	SUGGESTED LIST PRICE USD (\$)
------	-----------------------	-------------	-------------------------------

Select One Code From Each Required Category

BASE MACHINE

F.O.B. Janesville, Wisconsin

563GM	Gator TE Electric (145 Amp) Utility Vehicle <i>Base Machine Suggested List Price Does Not Include \$300 USD Destination Charge.</i>	10,899.00
-------	--	-----------

DESTINATION

0202	US/Canada	In Base Price
0195	Mexico	Same Price

WHEELS WITH TIRES (FOUR)

1001	Cayman Turf Tires	In Base Price
------	-------------------	---------------

DRIVER SEAT

2000	Non Adjustable Seat	In Base Price
2001	Adjustable Seat	83.00

DELUXE CARGO BOX

3000	Deluxe Cargo Box with Paint & Reflectors	In Base Price
3002	Deluxe Cargo Box with Reflectors & Spray-On Liner	264.00

JOHN DEERE COMMERCIAL PRODUCTS
UTILITY VEHICLES AND EQUIPMENT

Gator TE Electric (145 Amp) Utility Vehicle
Continued

CODE	ATTACHMENT IDENTIFIER	DESCRIPTION	SUGGESTED LIST PRICE USD (\$)
3003		DELUXE CARGO BOX Continued... Deluxe Cargo Box with Brake & Tail Light, Spray-On Liner & Tail Light Protector <i>Must order 3100 option code when ordering 3003 option code.</i>	496.00
CONVERTER			
3100		48V to 12V Converter	586.00
3101		Less Converter	In Base Price
CARGO BOX POWER LIFT			
4000		Cargo Box Power Lift <i>Must order 3100 option code when ordering 4000 option code.</i>	720.00
4010		Less Power Lift <i>Latch and Prop Rod Included.</i>	In Base Price
FRONT PROTECTION PACKAGE			
5000		Front Protection Package Package Consists of: Front Bumper / Brush Guard, Front Fender Guard and Rubber Floor Mats. <i>Package Priced at 10% Discount.</i>	504.00
5010		Less Front Protection Package	In Base Price
REAR PROTECTION PACKAGE			
5100		Rear Protection Package Package Consists of: Rear Bumper, Bedmat Kit, Cargo Box FenderGuard. <i>Package Priced at 10% Discount.</i>	494.00
5110		Less Rear Protection Package	In Base Price
REAR RECEIVER HITCH			
6000		1.25 In. (38mm) Rear Receiver Hitch	74.00
6010		Less Rear Receiver Hitch	In Base Price
ATTACHMENTS FOR FIELD CONVERSION			
BM22600		Cabs/Roofs/Windshields: Deluxe Glass Cab <i>Includes Front Windshield (Excluding Wiper), Glass Doors and Glass Rear Window.</i> <i>Remote Cargo Box Release Kit is required if vehicle is not equipped with Cargo Box Power Lift.</i> <i>Heavy Duty Front Suspension Kit is recommended with Cab installation.</i>	4,086.33
BM22138		Electrical Kit <i>Kit Includes Wiring Harness, Overhead Console and Roof Headliner.</i>	219.36

JOHN DEERE COMMERCIAL PRODUCTS
UTILITY VEHICLES AND EQUIPMENT

Gator TE Electric (145 Amp) Utility Vehicle

Continued

CODE	ATTACHMENT IDENTIFIER	DESCRIPTION	SUGGESTED LIST PRICE USD (\$)
		ATTACHMENTS FOR FIELD CONVERSION Continued...	
	BM21645	Exterior Mirrors (2) Kit <i>Requires Deluxe Glass Cab.</i>	173.34
	BM21656	Interior Light Kit - Deluxe Cab <i>Requires Electrical Kit if equipped with 48V to 12V converter.</i>	58.86
	BM21646	Visor (1) Kit - Deluxe cab	70.61
	BM21466	Windscreen	280.34
	BM21648	Windshield Washer Kit <i>Requires Electrical Kit. If equipped with 48V to 12V converter.</i>	177.61
	BM21462	Windshield Wiper Kit <i>Requires Electrical Kit if equipped with 48V to 12V converter.</i>	303.89
		Cargo Box Options / Storage:	
	BM23849	5 Gallon Pail Holder	38.51
	BM22772	Cargo Box Bed Mat	119.84
	BM22769	Cargo Box Divider	191.53
	BM22811	Cargo Box FenderGuard <i>Requires Heavy Duty Rear Bumper</i>	191.53
	BM23734	Cargo Box Power Lift <i>If equipped with 48V to 12V converter.</i>	770.40
	BM22873	Cargo Box Power Lift - 48V <i>If not equipped with 48V to 12V converter.</i>	770.40
	BM22774	Cargo Box Side Extension Kit	511.46
	LP19880	Deluxe Cargo Box Cover - Black <i>Available through Order Zone</i>	In Catalog
	BM23456	Front Hood Rack <i>Requires Front Bumper / Brush Guard for mounting. Not compatible with Mauser Cab.</i>	241.81
	LP19878	Gator Gear Organizer - Black <i>Available through Order Zone</i>	In Catalog
	LP19886	Gator Tool Box <i>Contact Dealer for pricing.</i>	In Catalog
	LP46485	Ratcheting Rhino Grip <i>Available through Order Zone.</i>	In Catalog
	LP45543	Refreshment Center <i>Available through Order Zone.</i>	In Catalog
	BM24804	Remote Cargo Box Release Kit <i>Required if equipped with Deluxe Glass Cab and manual cargo box release (no power lift).</i>	115.56
	LP25929	Rhino Grip XL - Double <i>Available through Order Zone.</i>	In Catalog

JOHN DEERE COMMERCIAL PRODUCTS
UTILITY VEHICLES AND EQUIPMENT

Gator TE Electric (145 Amp) Utility Vehicle

Continued

CODE	ATTACHMENT IDENTIFIER	DESCRIPTION	SUGGESTED LIST PRICE USD (\$)
		ATTACHMENTS FOR FIELD CONVERSION Continued...	
	LP25928	Rhino Grip XL - Single <i>Available through Order Zone.</i>	In Catalog
	LP19882	Saw Press Bracket <i>Available through Order Zone</i>	In Catalog
	BM22776	Side Storage Box	215.07
	BM22775	Side Tool Rack	304.96
		Carts / Hitches:	
	LPPCT10LXATV	10AT Cart <i>Available through Order Zone</i>	In Catalog
	PM05101	Ball Mount - 1.875 in. (48mm)	See Parts
	PM05201	Ball Mount - 2 in. (51mm)	See Parts
	BM23989	Drawbar, 1.25 in. (38mm)	35.31
	BM17801	Rear Hitch	44.94
	BM23839	Rear Receiver Hitch, 1.25 in. (38mm) <i>No drawbar nor ball is included with the hitch.</i>	79.19
		Hunting / Camo:	
	LP19884	Cargo Box Gun Mount - Black <i>Double gun boot mount. Includes (2) Gun Boot 6.0 Transports</i>	In Catalog
	LP19879	Deluxe Cargo Box Cover- Camo	In Catalog
	LP19877	Gator Gear Organizer (Camo)	In Catalog
	LP93103	Vehicle Cover, Cab / ROPS - Camo	In Catalog
		Lights / Signals:	
	BM22405	Beacon Light	381.99
	BM21649	Beacon Light Kit - Deluxe Cab <i>Requires Electrical Kit. If equipped with 48V to 12V converter.</i>	371.29
	BM24591	Brake / Tail Light Kit <i>If equipped with 48V to 12V converter.</i>	160.50
	BM22685	Deluxe Light Kit <i>Kit includes backup lights, four-way flashers, turn signals, brake lights, taillights, front position lights. If equipped with 48V to 12V converter.</i>	395.90
	BM21651	Front Light Kit - Deluxe Cab <i>Requires Electrical Kit if equipped with 48V to 12V converter.</i>	293.19
	BM23193	Horn Kit <i>If equipped with 48V to 12V converter.</i>	97.37
	BM19809	Horn Kit - 48V <i>If not equipped with 48V to 12V converter.</i>	97.37

JOHN DEERE COMMERCIAL PRODUCTS
UTILITY VEHICLES AND EQUIPMENT

Gator TE Electric (145 Amp) Utility Vehicle

Continued

CODE	ATTACHMENT IDENTIFIER	DESCRIPTION	SUGGESTED LIST PRICE USD (\$)
		ATTACHMENTS FOR FIELD CONVERSION Continued...	
	BM21652	Rear Light Kit - Deluxe Cab <i>Requires Electrical Kit if equipped with 48V to 12V converter.</i>	217.21
	BM25000	Protection: Floor Mat	78.11
	BM23458	Front Bumper <i>Includes Front Receiver Hitch.</i>	191.53
	BM23459	Front Bumper/Brush Guard <i>Includes front receiver hitch.</i>	339.19
	BM23457	Front Fender Guard <i>Requires Front Bumper or Front Bumper/Brushguard</i>	142.31
	LP93547	Gator Cover <i>Not compatible with Deluxe Cab. Available through Order Zone.</i>	In Catalog
	BM22767	Heavy Duty Rear Bumper	236.47
	LP92634	Large Deluxe Seat Cover - Yellow <i>Available through Order Zone.</i>	In Catalog
	LP92334	Large Seat Cover - Yellow <i>Available through Order Zone.</i>	In Catalog
	LP92333	Seat Cover - Camo <i>Available through Order Zone.</i>	In Catalog
	BM22773	Tail Light Protectors	89.89
	LP93107	Vehicle Cover, Cab / ROPS - Black <i>Fits all Models Equipped with OPS and Deluxe Cab Structure.</i>	In Catalog
	BM23799	Seats / Wheels / Tires: Parts For Adjustable Driver's Seat	88.81
	LP33597	Sprayers / Pressure Washers: 25 Gallon Bed Sprayer <i>If equipped with 48V to 12V converter</i>	In Catalog
	LP20852	45 Gallon Bed Sprayer <i>If equipped with 48V to 12V converter</i>	In Catalog
	LP22908	45 Gallon High Performance Sprayer <i>If equipped with 48V to 12V converter</i>	In Catalog
	LP20485	45 Gallon Tow-Behind Sprayer <i>If equipped with 48V to 12V converter</i>	In Catalog
	LP22885	HP 150 in. Precision Boom <i>Compatible with all High Performance Sprayers Available through Order Zone</i>	In Catalog
	LP39963	HP 45 Gallon Sprayer - Tow Behind <i>If equipped with 48V to 12V converter. Available through Order Zone.</i>	In Catalog

JOHN DEERE COMMERCIAL PRODUCTS
UTILITY VEHICLES AND EQUIPMENT

Gator TE Electric (145 Amp) Utility Vehicle
Continued

CODE	ATTACHMENT IDENTIFIER	DESCRIPTION	SUGGESTED LIST PRICE USD (\$)
		ATTACHMENTS FOR FIELD CONVERSION Continued...	
	LP22884	HP Boomless Nozzles	In Catalog
	LP22911	HP Standard Gator Boom	In Catalog

JOHN DEERE COMMERCIAL PRODUCTS
UTILITY VEHICLES AND EQUIPMENT

Standard-Duty 72 In. Front Blade
(For Gator Utility Vehicles, Crossover UV's and M-Gators)
Equipment for Base Machine

72-Inch Wide Straight Blade
Three-Position Manual Angling
Quick Installation for Both
Frame and Hydraulic Lift
Two Adjustable Skid Shoes
Trip Protection

Replaceable Cutting Edge
Less Implement Lift Frame and
Lift

CODE	ATTACHMENT IDENTIFIER	DESCRIPTION	SUGGESTED LIST PRICE USD (\$)
------	--------------------------	-------------	-------------------------------------

Select One Code From Each Required Category

BASE MACHINE

8014M		Standard-Duty 72 In. Front Blade (For Gator Utility Vehicles, Crossover UV's and M-Gators)	633.00
-------	--	---	--------

LIFT FRAME KITS

1000		Implement Lift Frame Kit <i>For use on XUV 625i, 825i, 855D and A2 & A3 Utility Vehicles Only.</i>	514.00
1001		Implement Lift Frame Kit <i>For Use on TS, TX, TX TURF, TH, and M-Gator A1 Utility Vehicles.</i>	442.00
1003		Implement Lift Frame Kit <i>For use on XUV 620i, 850D and HPX Utility Vehicles.</i>	514.00
1010		Less Implement Lift Frame Kit	In Base Price

POWER / HYDRAULIC LIFT KITS

2000		Hydraulic Implement Lift Kit <i>For use on XUV 620i, 850D and HPX Utility Vehicles. Includes Adapter Kit for hydraulic implement lift.</i>	896.00
2001		Power Implement Lift Kit <i>For Use on TS, TX, TX TURF, TH, and M-Gator A1 Utility Vehicles.</i>	730.00
2002		Hydraulic Implement Lift Kit <i>For Use on XUV 625i, 825i, 855D and A2 & A3 Utility Vehicles Only.</i>	823.00
2010		Less Implement Lift Kit	In Base Price

ATTACHMENTS - ORDER AS DESIRED

9100		European CE Kit: European CE Conversion Kit for 72 In. Front Blade <i>This Code Must be Ordered to Receive a 72 In. Front Blade Which Meets CE Mark Requirements. Kit Includes Pictorial Decals and Operator's Manuals in English, French, Italian, German and Spanish.</i>	No Charge
------	--	--	-----------

ATTACHMENTS FOR FIELD CONVERSION

Blades:

JOHN DEERE COMMERCIAL PRODUCTS
UTILITY VEHICLES AND EQUIPMENT

Standard-Duty 72 In. Front Blade
(For Gator Utility Vehicles, Crossover UV's and M-Gators)

Continued

CODE	ATTACHMENT IDENTIFIER	DESCRIPTION	SUGGESTED LIST PRICE USD (\$)
		ATTACHMENTS FOR FIELD CONVERSION Continued...	
	BM23029	Plow Markers	38.51
	VGB10544	Custom & High Performance: Heavy Duty Front Suspension <i>For Use On HPX, 620 and 850 XUV Utility Vehicles Only. Recommended for Crossover Vehicles equipped with Front Blade or Cab.</i>	249.31
	BM24354	Miscellaneous: Adapter Kit for Hydraulic Implement Lift <i>For use on XUV 620i, 850D and HPX Utility Vehicles.</i>	78.11
	BM22606	Hydraulic Implement Lift Kit <i>For use on HPX, XUV 620i, 625i, 825i, 850D, 855D and Military A2 & A3 Utility Vehicles.</i>	880.61
	VGB10086	Implement Lift Frame Kit <i>For Use on TS, TX, TX TURF, TH, TE and M-Gator A1 Utility Vehicles.</i>	472.94
	BM23081	Implement Lift Frame Kit <i>For use on XUV 625i, 825i, 855D and A2 Utility Vehicles Only.</i>	549.99
	BM24344	Implement Lift Frame Kit <i>For use on XUV 620i, 850D and HPX Utility Vehicles.</i>	549.99
	BM21459	Power Implement Lift Kit <i>For use on TS, TX, TX TURF, TH and Military A1 Utility Vehicles.</i>	781.10
	TY15650	Rear Tire Chains, 25x11-12 (pair)	See Parts
	TY25802	Tire Chains (for HPAT 24x9.5-10)	See Parts
	TY25326	Tire Chains for 26x10.50-12 Turf Drive Tires <i>For all Wheel Steer Tractors.</i>	See Parts
	TY24328	Seats / Wheels / Tires: Tire Chains (Pair) for 24x12.00-12 In. Drive Tires <i>For Turf and Knobby Tires. Not Intended for use on all Four Rear Tires.</i>	See Parts
	TY15958	Tire Chains (Pair) for 26x12-12 Tires	See Parts
	TY25800	Tire Chains (for HPAP 24x10.5-10 or HPAT 24x12-10)	See Parts
	TY25814	Tire Chains (for Turf/Hard Surface 24x12.00-10)	See Parts

JOHN DEERE COMMERCIAL PRODUCTS
UTILITY VEHICLES AND EQUIPMENT

Standard-Duty 72 In. V-Blade
(For Gator Utility Vehicles, Crossover UV's and M-Gators)
Equipment for Base Machine

72-Inch Wide Adjustable V-Blade
Converts from V-Position to an
Inverted Scoop to a Straight
Blade
Quick Installation for Both
Frame and Hydraulic Lift
Two Adjustable Skid Shoes

Trip Protection
Replaceable Cutting Edge
Less Implement Lift Frame and
Lift

CODE	ATTACHMENT IDENTIFIER	DESCRIPTION	SUGGESTED LIST PRICE USD (\$)
------	--------------------------	-------------	-------------------------------------

Select One Code From Each Required Category

BASE MACHINE

8015M	Standard-Duty 72 In. V-Blade (For Gator Utility Vehicles, Crossover UV's and M-Gators)	789.00
-------	---	--------

LIFT FRAME KITS

1000	Implement Lift Frame Kit <i>For use on XUV 625i, 825i, 855D and A2 & A3 Utility Vehicles Only.</i>	514.00
1001	Implement Lift Frame Kit <i>For Use on TS, TX, TX TURF, TH, and M-Gator A1 Utility Vehicles.</i>	442.00
1003	Implement Lift Frame Kit <i>For use on XUV 620i, 850D and HPX Utility Vehicles.</i>	514.00
1010	Less Implement Lift Frame Kit	In Base Price

POWER / HYDRAULIC LIFT KITS

2000	Hydraulic Implement Lift Kit <i>For use on XUV 620i, 850D and HPX Utility Vehicles. Includes Adapter Kit for hydraulic implement lift.</i>	896.00
2001	Power Implement Lift Kit <i>For Use on TS, TX, TX TURF, TH, and M-Gator A1 Utility Vehicles.</i>	730.00
2002	Hydraulic Implement Lift Kit <i>For Use on XUV 625i, 825i, 855D and A2 & A3 Utility Vehicles Only.</i>	823.00
2010	Less Implement Lift Kit	In Base Price

ATTACHMENTS - ORDER AS DESIRED

9100	European CE Kit: European CE Conversion Kit for 72 In. V-Blade <i>This Code Must be Ordered to Receive a 72 In. V-Blade Which Meets CE Mark Requirements. Kit Includes Pictorial Decals and Operator's Manuals in English, French, Italian, German and Spanish.</i>	No Charge
------	--	-----------

ATTACHMENTS FOR FIELD CONVERSION

JOHN DEERE COMMERCIAL PRODUCTS
UTILITY VEHICLES AND EQUIPMENT

Standard-Duty 72 In. V-Blade
(For Gator Utility Vehicles, Crossover UV's and M-Gators)
Continued

CODE	ATTACHMENT IDENTIFIER	DESCRIPTION	SUGGESTED LIST PRICE USD (\$)
ATTACHMENTS FOR FIELD CONVERSION Continued...			
		Blades:	
BM23029		Plow Markers	38.51
		Custom & High Performance:	
VGB10544		Heavy Duty Front Suspension <i>For Use On HPX, 620 and 850 XUV Utility Vehicles Only. Recommended for Crossover Vehicles equipped with Front Blade or Cab.</i>	249.31
		Miscellaneous:	
BM24354		Adapter Kit for Hydraulic Implement Lift <i>For use on XUV 620i, 850D and HPX Utility Vehicles.</i>	78.11
BM22606		Hydraulic Implement Lift Kit <i>For use on HPX, XUV 620i, 625i, 825i, 850D, 855D and Military A2 & A3 Utility Vehicles.</i>	880.61
VGB10086		Implement Lift Frame Kit <i>For Use on TS, TX, TX TURF, TH, TE and M-Gator A1 Utility Vehicles.</i>	472.94
BM23081		Implement Lift Frame Kit <i>For use on XUV 625i, 825i, 855D and A2 Utility Vehicles Only.</i>	549.99
BM24344		Implement Lift Frame Kit <i>For use on XUV 620i, 850D and HPX Utility Vehicles.</i>	549.99
BM21459		Power Implement Lift Kit <i>For use on TS, TX, TX TURF, TH and Military A1 Utility Vehicles.</i>	781.10
TY15650		Rear Tire Chains, 25x11-12 (pair)	See Parts
TY25802		Tire Chains (for HPAT 24x9.5-10)	See Parts
TY25326		Tire Chains for 26x10.50-12 Turf Drive Tires <i>For all Wheel Steer Tractors.</i>	See Parts
		Seats / Wheels / Tires:	
TY24328		Tire Chains (Pair) for 24x12.00-12 In. Drive Tires <i>For Turf and Knobby Tires. Not Intended for use on all Four Rear Tires.</i>	See Parts
TY15958		Tire Chains (Pair) for 26x12-12 Tires	See Parts
TY25800		Tire Chains (for HPAP 24x10.5-10 or HPAT 24x12-10)	See Parts
TY25814		Tire Chains (for Turf/Hard Surface 24x12.00-10)	See Parts

SERVICE CONTRACTS - RESIDENTIAL OWNERS/USE

Visit <http://www.JohnDeere.com/ServicePlans> for more information on John Deere Service Contracts. May not be Available in Parts of the U.S., Not Available in Canada. Price may vary due to driving distance and/or time from machine to dealership location.

John Deere Extended Service Plan - 2-Year Option <i>Available for T-Series, HPX and XUV utility vehicles only.) 2-year extended service plan. (1 year of extended service protection); 2-years of warranty transportation.</i>	399.99
---	--------

JOHN DEERE COMMERCIAL PRODUCTS
UTILITY VEHICLES AND EQUIPMENT

Standard-Duty 72 In. V-Blade
(For Gator Utility Vehicles, Crossover UV's and M-Gators)

Continued

CODE	ATTACHMENT IDENTIFIER	DESCRIPTION	SUGGESTED LIST PRICE USD (\$)
		SERVICE CONTRACTS - RESIDENTIAL OWNERS/USE Continued...	
		John Deere Extended Service Plan - 3-Year Option <i>3-year extended service plan. (2 years of extended service protection); 3-years of warranty transportation.</i>	569.99

JOHN DEERE COMMERCIAL PRODUCTS

HPX UTILITY VEHICLES AND EQUIPMENT

HPX Gas Green & Yellow Equipment for Base Machine

21 Engine HP (617cc), 32 ft-lb (4.4 kg-m @ 2500 rpm)*
Two-cylinder, Liquid-cooled, 4-Cycle Gasoline
Overhead Valves
Full Pressure Lubrication System
Replaceable Single Dry-Type Element Air Cleaner with Remote Intake
5.3 Gallon (20.1L) Fuel Capacity
Solid-state Ignition
Spark-arresting Muffler
ELECTRICAL:
Electric Start
21 Amp, Regulated, 3-Phase Alternator
340 CCA Battery
Two 37.5 Watt Halogen Headlights
TRANSAXLE/TRANSMISSION:
Continuously Variable Transmission
Two-speed Transaxle
Operator Selectable 4WD
25 mph (40 kph) Maximum Forward Speed
Traction Assist
Front and Rear Hydraulic Disk Brakes
Hand-operated Sealed Wet Disk Park brake
1.3 In. (33mm) Forged Rear Axles
STEERING/SUSPENSION:
Rack and Pinion Steering
McPherson Strut, Single A-arm
Front Suspension with 5.15 in (131 mm)

Coil-over-shock Rear Suspension with 3.50 In. (90mm) Travel
11 ft. Turning Radius
Ground Clearance:
6 In. (153 mm)
Ground Clearance (Under Foot Platform):
13 In (330 mm)
FRAME/STYLED PARTS:
Hydroform Technology Frame
PC/ASA (JDLOY) Hood and Fenders
OCCUPANT PROTECTION SYSTEM(OPS):
1.75 In. (43.8 mm) Steel Tubular Overhead Structure
3-pt. Seat Belts
SAE J2194 ROPS Certified
Multiple Passenger Handholds
OPERATOR STATION:
High-back Bucket Seats
7 In. (178 mm) Slide Rail
Adjustment on Driver's Seat
Hip Restraint Bars for Driver and Passenger
Passenger Grab Handles
Glove Box
Storage Compartment Under Hood
Two Cup Holders
Fuel Gauge
Hour Meter
12v DC Outlet
FRONTAL PROTECTION:
Heavy-Duty Front Bumper
DIMENSIONS(WITH OPS):
112.5 In. Long x 59.5 In. Wide x 74.8 In. High (2.9x1.5x1.9 m)
PAYLOAD:
1,400 Lb (635 kg) Total

Payload Capacity which Includes:
200 Lb (91 kg) Driver,
200 Lb (91 kg) Passenger, and 1000 Lb (454 kg) in Cargo Box
Towing Capacity: 1,300 Lb (590 kg)
CARGO BOX:
43.9 In. Long x 49 In. Wide x 9 In. Deep (1,116x1,244x229mm)
11.3 cu. ft (.32 cu. m) Capacity
900 Lbs (409 kg) Box Capacity
Tilting Box
Hinged (bottom) Tailgate
Load Guard
Hold Down Latch and Prop Rod
TIRES:
Front: 24x9.5-10 4-Ply HPAP
Rear: 24x10.5-10 4-Ply HPAP
Less Deluxe Property Care Package
Less OPS Rear Screen
SAFETY AND OPERATIONAL
Safety and Operational DVD
Operators Manual
*Engine HP is Provided by the Engine Manufacturer to be Used for Comparison Purposes Only, Actual Operating HP will be Less.

CODE	ATTACHMENT IDENTIFIER	DESCRIPTION	SUGGESTED LIST PRICE USD (\$)
------	-----------------------	-------------	-------------------------------

Select One Code From Each Required Category

BASE MACHINE

F.O.B. Janesville, Wisconsin

9867M	HPX Gas Green & Yellow <i>Base Machine Suggested List Price Does Not Include \$400 USD Destination Charge.</i>	9,299.00
-------	---	----------

DESTINATION

0202	US/CANADA	In Base Price
0230	AUSTRALIA/NEW ZEALAND	Same Price
0195	MEXICO	Same Price
0179	EUROPE	Same Price

JOHN DEERE COMMERCIAL PRODUCTS
HPX UTILITY VEHICLES AND EQUIPMENT

HPX Gas Green & Yellow
Continued

CODE	ATTACHMENT IDENTIFIER	DESCRIPTION	SUGGESTED LIST PRICE USD (\$)
0250		DESTINATION Continued... ALL OTHER COUNTRIES	Same Price
TIRES AND WHEELS			
1000		High-Performance All-Purpose (HPAP) Tires	In Base Price
1001		HPAT-Aggressive Tread - Tires	203.00
1002		Turf Tires - Yellow	143.00
SEATS			
2000		18 In. Bucket Seat - Yellow	In Base Price
2001		Bench Seat Yellow	Same Price
OVERHEAD PROTECTION STRUCTURES (OPS)			
4000		OPS	In Base Price
4002		Deluxe Cab Frame/Including Glass Windshield with Wiper, Electrical Kit and Rear Window <i>Must order 5001 option when ordering 4002</i>	2,368.00
POWER LIFT			
5001		Cargo Box Power Lift	929.00
5002		Manual Lift	In Base Price
Attachments-Order as Desired			
9435		Spanish North American Kit: Spanish North American Operato's Manual and Decal Kit	No Charge
ATTACHMENTS FOR FIELD CONVERSION			
		Blades:	
LFPBPPTJD1		Heavy Duty POWERtach Blade, 72" <i>Available through Order Zone</i>	In Catalog
LPPK140		POWERtach Deflector Shield <i>Available through Order Zone</i>	In Catalog
LPPK120		POWERtach Markers <i>Available through Order Zone</i>	In Catalog
LPPWBK72		POWERtach Poly Wear Bar <i>Available through Order Zone</i>	In Catalog
LPPK150		POWERtach Rubber Squeegee <i>Available through Order Zone</i>	In Catalog
LPPK160		POWERtach Skid Shoes <i>Available through Order Zone</i>	In Catalog

Cabs/Roofs/Windshields:

JOHN DEERE COMMERCIAL PRODUCTS
HPX UTILITY VEHICLES AND EQUIPMENT

HPX Gas Green & Yellow

Continued

CODE	ATTACHMENT IDENTIFIER	DESCRIPTION	SUGGESTED LIST PRICE USD (\$)
		ATTACHMENTS FOR FIELD CONVERSION Continued...	
	BM23768	Air Cleaner Relocation Kit (Gas) <i>Quiet Cab Kit for Deluxe Cab. Requires Noise Reduction Kit for maximum performance. Can also be used with Poly Cab for noise reduction.</i>	11.77
	BM23608	Cab Heater <i>Requires Cab Heater Fitting Kit.</i>	1,130.99
	VGB10547	Cab Heater Fitting Kit	142.31
	BM23498	Deluxe Cab Frame <i>Requires Seat Belt Kit, Glass Door Kit, Glass Windshield with Wiper, and Rear Window Kit to complete full Deluxe Cab. Requires Remote Cargo Box Release kit if not equipped with cargo box power lift.</i>	1,443.43
	VGB10505	Electrical Kit <i>Required for field installed Deluxe cabs.</i>	94.16
	BM24560	Glass Door Kit - Deluxe Cab	2,427.83
	BM23507	Glass Windshield with Wiper - Deluxe Cab	874.19
	BM21656	Interior Light Kit - Deluxe Cab <i>Requires Electrical Kit.</i>	58.86
	BM23750	Noise Reduction Kit (Gas & Diesel) <i>Quiet Cab Kit for Deluxe Cab. Requires Air Cleaner Relocation Kit for maximum performance.</i>	373.43
	BM23742	OPS Full No-Scratch Windshield <i>Not compatible with Deluxe Cab Frame.</i>	531.79
	BM23741	OPS Full Poly Windshield <i>Not compatible with Deluxe Cab Frame.</i>	423.71
	BM23743	OPS Glass Windshield with Wiper <i>Not compatible with Deluxe Cab Frame.</i>	874.19
	BM23740	OPS Half Poly Windshield <i>Not compatible with Deluxe Cab Frame.</i>	339.19
	BM24115	OPS Poly Roof - Black	445.11
	BM24561	OPS Rear Panel	502.90
	LP10314	OPS Side Mirror - Left <i>Available through Order Zone.</i>	In Catalog
	LP10315	OPS Side Mirror - Right <i>Available through Order Zone.</i>	In Catalog
	LP93127	OPS Soft Roof - Black <i>Available through Order Zone</i>	In Catalog
	LP93123	OPS Soft Roof - Camo <i>Available through Order Zone</i>	In Catalog
	BM23505	Rear Window Kit - Deluxe Cab	225.77

JOHN DEERE COMMERCIAL PRODUCTS
HPX UTILITY VEHICLES AND EQUIPMENT

HPX Gas Green & Yellow
Continued

CODE	ATTACHMENT IDENTIFIER	DESCRIPTION	SUGGESTED LIST PRICE USD (\$)
		ATTACHMENTS FOR FIELD CONVERSION Continued...	
	BM23755	Seat Belt Kit <i>Required with Deluxe Cab Frame</i>	144.46
	BM23508	Side Mirrors - Deluxe Cab	129.47
	BM21646	Visor (1) Kit - Deluxe cab	70.61
	BM23534	Windshield Washer Fluid Kit - Deluxe Cab <i>Requires Electrical Kit.</i>	173.34
	VGB10133	Cargo Box Options / Storage: Cargo Box Bed Mat	113.41
	BM23993	Cargo Box Power Lift	994.03
	BM22572	Cargo Box Side Extension Kit	511.46
	BM22777	Front Hood Rack <i>Requires Front Brush Guard.</i>	241.81
	LPMB4611GB	Gator Tool Box <i>Contact Dealer for pricing.</i>	In Catalog
	LP93117	OPS Overhead Organizer - Black <i>Available through Order Zone</i>	In Catalog
	LP93113	OPS Overhead Organizer - Camo <i>Available through Order Zone</i>	In Catalog
	VGB10507	Remote Cargo Box Release Kit <i>Required if equipped with Deluxe Glass Cab and manual cargo box release.</i>	102.71
	BM22776	Side Storage Box	215.07
	LP93207	Soft Rear Screen and Organizer - Black <i>Available through Order Zone</i>	In Catalog
	BM19972	Carts / Hitches: 1.25 In. (38 mm) Front Receiver Hitch <i>Attaches to front bumper</i>	62.06
	VGB10038	1.25 In. (38 mm) Rear Receiver Hitch	113.41
	LPPCT10LXATV	10AT Cart <i>Available through Order Zone</i>	In Catalog
	LPPCT17ATJD	17AT Cart <i>Available through Order Zone.</i>	In Catalog
	LPUT21JD	21 Steel Utility Cart <i>Available through Order Zone</i>	In Catalog
	PM05101	Ball Mount - 1.875 in. (48mm)	See Parts
	PM05201	Ball Mount - 2 in. (51mm)	See Parts

JOHN DEERE COMMERCIAL PRODUCTS
HPX UTILITY VEHICLES AND EQUIPMENT

HPX Gas Green & Yellow

Continued

CODE	ATTACHMENT IDENTIFIER	DESCRIPTION	SUGGESTED LIST PRICE USD (\$)
		ATTACHMENTS FOR FIELD CONVERSION Continued...	
	BM23989	Drawbar, 1.25 In. (38mm) <i>Ball Mount Sold Separately</i>	35.31
	VGB10544	Custom & High Performance: Heavy Duty Front Suspension <i>Recommended for Vehicles equipped with Front Blade or Cab.</i>	249.31
	BM22449	High Capacity Alternator (HPX) <i>Intended for use on Gas Engine Models Only.</i>	356.31
	BM22703	Seat-Belt Comfort Strap (2)	77.04
	BM24453	Stereo Mounting Kit <i>Includes mounting kit only; must choose one of the following three head units to have complete stereo:</i> <i>Radio, Heavy Duty AM / FM / WB / AUX (SWJHD1120)</i> <i>Radio, Heavy Duty AM / FM / WB / SAT / I-POD (SWJHD1620)</i> <i>Radio, AM / FM / WB / CD / AUX / SAT Ready (SWJHD3620)</i> <i>Must order head unit through Parts. Stereo Mounting Kit not compatible with Deluxe Cab.</i>	521.09
	LP10312	Hunting / Camo: Gun Boot IV GATOR Metal Mounting Bracket <i>Available through Order Zone.</i>	In Catalog
	LP10316	Gun Boot IV, Black <i>Available through Order Zone.</i>	In Catalog
	LP10319	Gun Mount Kit - Overhead <i>Includes 2 Gun Boot VI.</i> <i>Available through Order Zone</i>	In Catalog
	LP93103	Vehicle Cover, Cab / ROPS - Camo <i>Fits all Models Equipped with OPS and Deluxe Cab Structure.</i> <i>Available through Order Zone</i>	In Catalog
	BM23197	Lights / Signals: Backup Alarm	101.66
	BM24013	Beacon Light <i>Requires OPS Poly Roof and OPS Switch Bank.</i>	219.36
	BM21649	Beacon Light Kit - Deluxe Cab <i>Requires Electrical Kit.</i>	371.29
	BM24590	Brake / Tail Light Kit	160.50
	BM24589	Deluxe Signal Light Kit <i>Includes turn signals (front and rear), brake lights, tail lights, and hazard lights.</i>	387.34
	BM21651	Front Light Kit - Deluxe Cab <i>Requires Electrical Kit.</i>	293.19
	BM23442	Hella HID Sport Driving Lights <i>Requires OPS Switch Bank for OPS or poly roof mounting, or Front Brushguard for bumper mounting.</i>	935.19
	BM24108	Hella Performance Spot Lights <i>Requires OPS Switch Bank for OPS or poly roof mounting, or Front Brushguard for bumper mounting.</i>	343.47

JOHN DEERE COMMERCIAL PRODUCTS
HPX UTILITY VEHICLES AND EQUIPMENT

HPX Gas Green & Yellow

Continued

CODE	ATTACHMENT IDENTIFIER	DESCRIPTION	SUGGESTED LIST PRICE USD (\$)
		ATTACHMENTS FOR FIELD CONVERSION Continued...	
	BM23370	Horn Kit	97.37
	BM24090	Long Range Light Kit <i>Requires OPS Switch Bank for OPS or poly roof mounting, or Front Brushguard for brushguard mounting.</i>	191.53
	BM24016	Mid-Range Light Kit <i>Requires OPS Switch Bank for OPS or poly roof mounting. Can be installed on the front or rear of OPS or roof.</i>	123.06
	BM24089	OPS Switch Bank <i>Accommodates up to three separate OPS accessory kits.</i>	67.41
	BM21652	Rear Light Kit - Deluxe Cab <i>Requires Electrical Kit.</i>	217.21
	BM21913	Protection: Bedliner for Cargo Box <i>Must Order in Quantity of Two.</i>	323.14
	BM22612	CV Guards, Front	114.49
	VGB10132	Floormats	131.61
	BM24109	Heavy Duty Brush Guard <i>Attaches to standard front bumper</i>	249.31
	BM22618	Heavy Duty Fender Guard <i>Attaches to standard front bumper</i>	165.86
	LP92634	Large Deluxe Seat Cover - Yellow <i>Available through Order Zone.</i>	In Catalog
	LP92334	Large Seat Cover - Yellow <i>Available through Order Zone.</i>	In Catalog
	LP93107	Vehicle Cover, Cab / ROPS - Black <i>Fits all Models Equipped with OPS and Deluxe Cab Structure. Available through Order Zone.</i>	In Catalog
	BM23066	Spanish North American Kit: Spanish Operator's Manual and Decal Kit	0.00
	LP20850	Sprayers / Pressure Washers: 25 Gallon Bed Sprayer <i>Available through Order Zone.</i>	In Catalog
	LP20851	45 Gallon Bed Sprayer <i>Available through Order Zone</i>	In Catalog
	LP22908	45 Gallon High Performance Sprayer <i>Available through Order Zone</i>	In Catalog
	LP20485	45 Gallon Tow-Behind Sprayer <i>Available through Order Zone</i>	In Catalog
	LP20853	90 Gallon Bed Sprayer <i>Available through Order Zone</i>	In Catalog

JOHN DEERE COMMERCIAL PRODUCTS
HPX UTILITY VEHICLES AND EQUIPMENT

HPX Gas Green & Yellow
Continued

CODE	ATTACHMENT IDENTIFIER	DESCRIPTION	SUGGESTED LIST PRICE USD (\$)
		ATTACHMENTS FOR FIELD CONVERSION Continued...	
	LP22909	90 Gallon High Performance Bed Sprayer <i>Available through Order Zone</i>	In Catalog
	LPGP2700GH	GatorPal High Pressure Washer (2700 psi, Honda engine) <i>Contact Dealer for pricing.</i>	In Catalog
	LPGP2700GS	GatorPal High Pressure Washer (2700 psi, Subaru engine) <i>Contact Dealer for pricing.</i>	In Catalog
	LPGP3000GH	GatorPal High Pressure Washer (3000 psi, Honda engine) <i>Contact Dealer for pricing.</i>	In Catalog
	LPGP3000GS	GatorPal High Pressure Washer (3000 psi, Subaru engine) <i>Contact Dealer for pricing.</i>	In Catalog
	LP22885	HP 150 in. Precision Boom <i>Compatible with all High Performance Sprayers</i> <i>Available through Order Zone</i>	In Catalog
	LP39963	HP 45 Gallon Sprayer - Tow Behind <i>Available through Order Zone</i>	In Catalog
	LP22884	HP Boomless Nozzles <i>Compatible with all High Performance Sprayers</i> <i>Available through Order Zone</i>	In Catalog
	LP22911	HP Standard Gator Boom <i>Compatible with all High Performance Sprayers</i> <i>Available through Order Zone</i>	In Catalog
	BM24442	Winch: Warn® Winch (3000 Lb.) <i>Requires 1.25 in. front receiver hitch for front mount.</i> <i>Requires 1.25 in. rear receiver hitch for rear mount.</i> <i>Requires Rear Multi-Mount Harness (AM137110) for Rear Mount.</i>	879.54
	BM21392	Winch Accessories Kit <i>Accessory kit includes 1/2" shackle, 9,000 lbs. maximum capacity snatch block, (2) 1"x8' tree trunk protectors, and (1) pair of WARN winching gloves.</i>	129.47

EXTENDED WARRANTY - RESIDENTIAL OWNERS/USE

Visit <http://www.JohnDeere.com/ServicePlans> for more information on John Deere Service Contracts. May not be Available in Parts of the U.S., Not Available in Canada. Price may vary due to driving distance and/or time from machine to dealership location.

John Deere Extended Service Plan - 2-Year Option <i>Available for T-Series, HPX and XUV utility vehicles only.)</i> <i>2-year extended service plan. (1 year of extended service protection);</i> <i>2-years of warranty transportation.</i>	139.99
---	--------

John Deere Extended Service Plan - 3-Year Option <i>3-year extended service plan. (2 years of extended service protection);</i> <i>3-years of warranty transportation.</i>	249.99
--	--------

JOHN DEERE COMMERCIAL PRODUCTS

HPX UTILITY VEHICLES AND EQUIPMENT

HPX Diesel Green & Yellow Equipment for Base Machine

ENGINE:
18.5 Engine HP (854cc), 32 ft-lb
(4.4 kg-m @ 2500 rpm)*
Three-cylinder, Liquid-cooled,
4-Cycle Diesel
Overhead Valves
Full Pressure Lubrication
System
Replaceable Single Dry-Type
Element Air Cleaner with
Remote Intake
5.3 Gallon (20.1L) Fuel
Capacity
Solid-state Ignition
Spark-arresting Muffler
ELECTRICAL:
Electric Start
21 Amp, Regulated, 3-Phase
Alternator
340 CCA Battery
Two 37.5 Watt Halogen
Headlights
TRANSAXLE/TRANSMISSION:
Continuously Variable
Transmission
Two-speed Transaxle
Operator Selectable 4WD
25 mph (40 kph) Maximum
Forward Speed
Traction Assist
Front and Rear Hydraulic Disk
Brakes
Hand-operated Sealed Wet Disk
Park brake
1.3 In. (33mm) Forged Rear
Axles
STEERING/SUSPENSION:
Rack and Pinion Steering
McPherson Strut, Single A-arm
Front Suspension with
5.15 in (131 mm)

Coil-over-shock Rear
Suspension with 3.50 In.
(90mm) Travel
11 ft. Turning Radius
Ground Clearance:
6 In. (153 mm)
Ground Clearance
(Under Foot Platform):
13 In (330 mm)
FRAME/STYLED PARTS:
Hydroform Technology Frame
PC/ASA (JDLOY) Hood and
Fenders
OCCUPANT PROTECTION SYSTEM(OPS):
1.75 In. (43.8 mm) Steel Tubular
Overhead Structure
3-pt. Seat Belts
SAE J2194 ROPS Certified
Multiple Passenger Handholds
OPERATOR STATION:
High-back Bucket Seats
7 In. (178 mm) Slide Rail
Adjustment on Driver's Seat
Hip Restraint Bars for Driver
and Passenger
Passenger Grab Handles
Glove Box
Storage Compartment Under Hood
Two Cup Holders
Fuel Gauge
Hour Meter
12v DC Outlet
FRONTAL PROTECTION:
Heavy-Duty Front Bumper
DIMENSIONS(WITH OPS):
112.5 In. Long x 59.5 In.
Wide x 74.8 In. High
(2.9x1.5x1.9 m)
PAYLOAD:
1,400 Lb (635 kg) Total
Payload Capacity which

Includes:
200 Lb (91 kg) Driver,
200 Lb (91 kg) Passenger,
and 1000 Lb (454 kg) in
Cargo Box
Towing Capacity: 1,300 Lb
(590 kg)
CARGO BOX:
43.9 In. Long x 49 In. Wide x
9 In. Deep (1,116x1,244x229mm)
11.3 cu. ft (.32 cu. m) Capacity
900 Lbs (409 kg) Box Capacity
Tilting Box
Hinged (bottom) Tailgate
Load Guard
Hold Down Latch and Prop Rod
TIRES:
Front: 24x9.5-10 4-Ply HPAP
Rear: 24x10.5-10 4-Ply HPAP
Less Deluxe Property Care
Package
Less OPS Rear Screen
SAFETY AND OPERATIONAL
Safety and Operational DVD
Operators Manual
*Engine HP is Provided by the
Engine Manufacturer to be Used
for Comparison Purposes Only,
Actual Operating HP will be
Less.

CODE	ATTACHMENT IDENTIFIER	DESCRIPTION	SUGGESTED LIST PRICE USD (\$)
------	--------------------------	-------------	-------------------------------------

Select One Code From Each Required Category

BASE MACHINE

F.O.B. Janesville, Wisconsin

9906M	HPX Diesel Green & Yellow <i>Base Machine Suggested List Price Does Not Include \$400 USD Destination Charge.</i>	10,799.00
-------	--	-----------

DESTINATION

0202	US/CANADA	In Base Price
0230	AUSTRALIA/NEW ZEALAND	Same Price
0195	MEXICO	Same Price
0179	EUROPE	107.00

JOHN DEERE COMMERCIAL PRODUCTS
HPX UTILITY VEHICLES AND EQUIPMENT

HPX Diesel Green & Yellow
Continued

CODE	ATTACHMENT IDENTIFIER	DESCRIPTION	SUGGESTED LIST PRICE USD (\$)
DESTINATION Continued...			
0250		ALL OTHER COUNTRIES	Same Price
TIRES AND WHEELS			
1000		High-Performance All-Purpose (HPAP) Tires	In Base Price
1001		HPAT-Aggressive Tread - Tires	203.00
1002		Turf Tires - Yellow	143.00
SEATS			
2000		18 In. Bucket Seat - Yellow	In Base Price
2001		Bench Seat Yellow	Same Price
OVERHEAD PROTECTION STRUCTURES (OPS)			
4000		OPS	In Base Price
4002		Deluxe Cab Frame/Including Glass Windshield with Wiper, Electrical Kit and Rear Window <i>Must order 5001 option when ordering 4002</i>	2,368.00
POWER LIFT			
5001		Cargo Box Power Lift	929.00
5002		Manual Lift	In Base Price
Attachments-Order as Desired			
9435		Spanish North American Kit: Spanish North American Operato's Manual and Decal Kit	No Charge
ATTACHMENTS FOR FIELD CONVERSION			
LFPBPPTJD1		Blades: Heavy Duty POWERtach Blade, 72" <i>Available through Order Zone</i>	In Catalog
LPPK140		POWERtach Deflector Shield <i>Available through Order Zone</i>	In Catalog
LPPK120		POWERtach Markers <i>Available through Order Zone</i>	In Catalog
LPPWBK72		POWERtach Poly Wear Bar <i>Available through Order Zone</i>	In Catalog
LPPK150		POWERtach Rubber Squeegee <i>Available through Order Zone</i>	In Catalog
LPPK160		POWERtach Skid Shoes <i>Available through Order Zone</i>	In Catalog

JOHN DEERE COMMERCIAL PRODUCTS
HPX UTILITY VEHICLES AND EQUIPMENT

HPX Diesel Green & Yellow

Continued

CODE	ATTACHMENT IDENTIFIER	DESCRIPTION	SUGGESTED LIST PRICE USD (\$)
ATTACHMENTS FOR FIELD CONVERSION Continued...			
		Cabs/Roofs/Windshields:	
BM23638		Air Cleaner Relocation Kit (Diesel) <i>Quiet Cab Kit for Deluxe Cab. Requires Noise Reduction Kit for maximum performance. Can also be used with Poly Cab for noise reduction.</i>	61.37
BM23608		Cab Heater <i>Requires Cab Heater Fitting Kit.</i>	1,130.99
VGB10548		Cab Heater Fitting Kit	23.54
BM23498		Deluxe Cab Frame <i>Requires Seat Belt Kit, Glass Door Kit, Glass Windshield with Wiper, and Rear Window Kit to complete full Deluxe Cab. Requires Remote Cargo Box Release kit if not equipped with cargo box power lift.</i>	1,443.43
VGB10505		Electrical Kit <i>Required for field installed Deluxe cabs.</i>	94.16
BM24560		Glass Door Kit - Deluxe Cab	2,427.83
BM23507		Glass Windshield with Wiper - Deluxe Cab	874.19
BM21656		Interior Light Kit - Deluxe Cab <i>Requires Electrical Kit.</i>	58.86
BM23750		Noise Reduction Kit (Gas & Diesel) <i>Quiet Cab Kit for Deluxe Cab. Requires Air Cleaner Relocation Kit for maximum performance.</i>	373.43
BM23742		OPS Full No-Scratch Windshield <i>Not compatible with Deluxe Cab Frame.</i>	531.79
BM23741		OPS Full Poly Windshield <i>Not compatible with Deluxe Cab Frame.</i>	423.71
BM23743		OPS Glass Windshield with Wiper <i>Not compatible with Deluxe Cab Frame.</i>	874.19
BM23740		OPS Half Poly Windshield <i>Not compatible with Deluxe Cab Frame.</i>	339.19
BM24115		OPS Poly Roof - Black	445.11
BM24561		OPS Rear Panel	502.90
LP10314		OPS Side Mirror - Left <i>Available through Order Zone.</i>	In Catalog
LP10315		OPS Side Mirror - Right <i>Available through Order Zone.</i>	In Catalog
LP93127		OPS Soft Roof - Black <i>Available through Order Zone</i>	In Catalog
LP93123		OPS Soft Roof - Camo <i>Available through Order Zone</i>	In Catalog
BM23505		Rear Window Kit - Deluxe Cab	225.77

JOHN DEERE COMMERCIAL PRODUCTS
HPX UTILITY VEHICLES AND EQUIPMENT

HPX Diesel Green & Yellow

Continued

CODE	ATTACHMENT IDENTIFIER	DESCRIPTION	SUGGESTED LIST PRICE USD (\$)
		ATTACHMENTS FOR FIELD CONVERSION Continued...	
	BM23755	Seat Belt Kit <i>Required with Deluxe Cab Frame</i>	144.46
	BM23508	Side Mirrors - Deluxe Cab	129.47
	BM21646	Visor (1) Kit - Deluxe cab	70.61
	BM23534	Windshield Washer Fluid Kit - Deluxe Cab <i>Requires Electrical Kit.</i>	173.34
	VGB10133	Cargo Box Options / Storage: Cargo Box Bed Mat	113.41
	BM23993	Cargo Box Power Lift	994.03
	BM22572	Cargo Box Side Extension Kit	511.46
	BM22777	Front Hood Rack <i>Requires Front Brush Guard.</i>	241.81
	LPMB4611GB	Gator Tool Box <i>Contact Dealer for pricing.</i>	In Catalog
	LP93117	OPS Overhead Organizer - Black <i>Available through Order Zone</i>	In Catalog
	LP93113	OPS Overhead Organizer - Camo <i>Available through Order Zone</i>	In Catalog
	VGB10507	Remote Cargo Box Release Kit <i>Required if equipped with Deluxe Glass Cab and manual cargo box release.</i>	102.71
	BM22776	Side Storage Box	215.07
	LP93207	Soft Rear Screen and Organizer - Black <i>Available through Order Zone</i>	In Catalog
	BM19972	Carts / Hitches: 1.25 In. (38 mm) Front Receiver Hitch <i>Attaches to front bumper</i>	62.06
	VGB10038	1.25 In. (38 mm) Rear Receiver Hitch	113.41
	LPPCT10LXATV	10AT Cart <i>Available through Order Zone</i>	In Catalog
	LPPCT17ATJD	17AT Cart <i>Available through Order Zone.</i>	In Catalog
	LPUT21JD	21 Steel Utility Cart <i>Available through Order Zone</i>	In Catalog
	PM05101	Ball Mount - 1.875 in. (48mm)	See Parts
	PM05201	Ball Mount - 2 in. (51mm)	See Parts

JOHN DEERE COMMERCIAL PRODUCTS
HPX UTILITY VEHICLES AND EQUIPMENT

HPX Diesel Green & Yellow

Continued

CODE	ATTACHMENT IDENTIFIER	DESCRIPTION	SUGGESTED LIST PRICE USD (\$)
		ATTACHMENTS FOR FIELD CONVERSION Continued...	
	BM23989	Drawbar, 1.25 In. (38mm) <i>Ball Mount Sold Separately</i>	35.31
	VGB10544	Custom & High Performance: Heavy Duty Front Suspension <i>Recommended for Vehicles equipped with Front Blade or Cab.</i>	249.31
	BM22703	Seat-Belt Comfort Strap (2)	77.04
	BM24453	Stereo Mounting Kit <i>Includes mounting kit only; must choose one of the following three head units to have complete stereo:</i> <i>Radio, Heavy Duty AM / FM / WB / AUX (SWJHD1120)</i> <i>Radio, Heavy Duty AM / FM / WB / SAT / I-POD (SWJHD1620)</i> <i>Radio, AM / FM / WB / CD / AUX / SAT Ready (SWJHD3620)</i> <i>Must order head unit through Parts. Stereo Mounting Kit not compatible with Deluxe Cab.</i>	521.09
	AM882530	Engine: Adaptor Parts for Engine Coolant Heater	See Parts
	AR87167	Engine Coolant Heater (110 Volt) <i>Requires adapter parts for engine coolant heater. Requires AM134805 Engine Block Heater Adapter.</i>	See Parts
	LP10312	Hunting / Camo: Gun Boot IV GATOR Metal Mounting Bracket <i>Available through Order Zone.</i>	In Catalog
	LP10316	Gun Boot IV, Black <i>Available through Order Zone.</i>	In Catalog
	LP10319	Gun Mount Kit - Overhead <i>Includes 2 Gun Boot VI.</i> <i>Available through Order Zone</i>	In Catalog
	LP93103	Vehicle Cover, Cab / ROPS - Camo <i>Fits all Models Equipped with OPS and Deluxe Cab Structure.</i> <i>Available through Order Zone</i>	In Catalog
	BM23197	Lights / Signals: Backup Alarm	101.66
	BM24013	Beacon Light <i>Requires OPS Poly Roof and OPS Switch Bank.</i>	219.36
	BM21649	Beacon Light Kit - Deluxe Cab <i>Requires Electrical Kit.</i>	371.29
	BM24590	Brake / Tail Light Kit	160.50
	BM24589	Deluxe Signal Light Kit <i>Includes turn signals (front and rear), brake lights, tail lights, and hazard lights.</i>	387.34
	BM21651	Front Light Kit - Deluxe Cab <i>Requires Electrical Kit.</i>	293.19
	BM23442	Hella HID Sport Driving Lights <i>Requires OPS Switch Bank for OPS or poly roof mounting, or Front Brushguard for bumper mounting.</i>	935.19

JOHN DEERE COMMERCIAL PRODUCTS
HPX UTILITY VEHICLES AND EQUIPMENT

HPX Diesel Green & Yellow

Continued

CODE	ATTACHMENT IDENTIFIER	DESCRIPTION	SUGGESTED LIST PRICE USD (\$)
		ATTACHMENTS FOR FIELD CONVERSION Continued...	
	BM24108	Hella Performance Spot Lights <i>Requires OPS Switch Bank for OPS or poly roof mounting, or Front Brushguard for bumper mounting.</i>	343.47
	BM23370	Horn Kit	97.37
	BM24090	Long Range Light Kit <i>Requires OPS Switch Bank for OPS or poly roof mounting, or Front Brushguard for brushguard mounting.</i>	191.53
	BM24016	Mid-Range Light Kit <i>Requires OPS Switch Bank for OPS or poly roof mounting. Can be installed on the front or rear of OPS or roof.</i>	123.06
	BM24089	OPS Switch Bank <i>Accommodates up to three separate OPS accessory kits.</i>	67.41
	BM21652	Rear Light Kit - Deluxe Cab <i>Requires Electrical Kit.</i>	217.21
	BM21913	Protection: Bedliner for Cargo Box <i>Must Order in Quantity of Two.</i>	323.14
	BM22612	CV Guards, Front	114.49
	VGB10132	Floormats	131.61
	BM24109	Heavy Duty Brush Guard <i>Attaches to standard front bumper</i>	249.31
	BM22618	Heavy Duty Fender Guard <i>Attaches to standard front bumper</i>	165.86
	LP92634	Large Deluxe Seat Cover - Yellow <i>Available through Order Zone.</i>	In Catalog
	LP92334	Large Seat Cover - Yellow <i>Available through Order Zone.</i>	In Catalog
	LP93107	Vehicle Cover, Cab / ROPS - Black <i>Fits all Models Equipped with OPS and Deluxe Cab Structure. Available through Order Zone.</i>	In Catalog
	BM23066	Spanish North American Kit: Spanish Operator's Manual and Decal Kit	0.00
	LP20850	Sprayers / Pressure Washers: 25 Gallon Bed Sprayer <i>Available through Order Zone.</i>	In Catalog
	LP20851	45 Gallon Bed Sprayer <i>Available through Order Zone</i>	In Catalog
	LP22908	45 Gallon High Performance Sprayer <i>Available through Order Zone</i>	In Catalog

JOHN DEERE COMMERCIAL PRODUCTS
HPX UTILITY VEHICLES AND EQUIPMENT

HPX Diesel Green & Yellow

Continued

CODE	ATTACHMENT IDENTIFIER	DESCRIPTION	SUGGESTED LIST PRICE USD (\$)
		ATTACHMENTS FOR FIELD CONVERSION Continued...	
	LP20485	45 Gallon Tow-Behind Sprayer <i>Available through Order Zone</i>	In Catalog
	LP20853	90 Gallon Bed Sprayer <i>Available through Order Zone</i>	In Catalog
	LP22909	90 Gallon High Performance Bed Sprayer <i>Available through Order Zone</i>	In Catalog
	LPGP2700GH	GatorPal High Pressure Washer (2700 psi, Honda engine) <i>Contact Dealer for pricing.</i>	In Catalog
	LPGP2700GS	GatorPal High Pressure Washer (2700 psi, Subaru engine) <i>Contact Dealer for pricing.</i>	In Catalog
	LPGP3000GH	GatorPal High Pressure Washer (3000 psi, Honda engine) <i>Contact Dealer for pricing.</i>	In Catalog
	LPGP3000GS	GatorPal High Pressure Washer (3000 psi, Subaru engine) <i>Contact Dealer for pricing.</i>	In Catalog
	LP22885	HP 150 in. Precision Boom <i>Compatible with all High Performance Sprayers</i> <i>Available through Order Zone</i>	In Catalog
	LP39963	HP 45 Gallon Sprayer - Tow Behind <i>Available through Order Zone</i>	In Catalog
	LP22884	HP Boomless Nozzles <i>Compatible with all High Performance Sprayers</i> <i>Available through Order Zone</i>	In Catalog
	LP22911	HP Standard Gator Boom <i>Compatible with all High Performance Sprayers</i> <i>Available through Order Zone</i>	In Catalog
	BM24442	Winch: Warn® Winch (3000 Lb.) <i>Requires 1.25 in. front receiver hitch for front mount.</i> <i>Requires 1.25 in. rear receiver hitch for rear mount.</i> <i>Requires Rear Multi-Mount Harness (AM137110) for Rear Mount.</i>	879.54
	BM21392	Winch Accessories Kit <i>Accessory kit includes 1/2" shackle, 9,000 lbs. maximum capacity snatch block, (2) 1"x8' tree trunk protectors, and (1) pair of WARN winching gloves.</i>	129.47

EXTENDED WARRANTY - RESIDENTIAL OWNERS/USE

Visit <http://www.JohnDeere.com/ServicePlans> for more information on John Deere Service Contracts. May not be Available in Parts of the U.S., Not Available in Canada. Price may vary due to driving distance and/or time from machine to dealership location.

John Deere Extended Service Plan - 2-Year Option <i>Available for T-Series, HPX and XUV utility vehicles only.)</i> <i>2-year extended service plan. (1 year of extended service protection);</i> <i>2-years of warranty transportation.</i>	139.99
John Deere Extended Service Plan - 3-Year Option	249.99

JOHN DEERE COMMERCIAL PRODUCTS
HPX UTILITY VEHICLES AND EQUIPMENT

HPX Diesel Green & Yellow
Continued

CODE	ATTACHMENT IDENTIFIER	DESCRIPTION	SUGGESTED LIST PRICE USD (\$)
		EXTENDED WARRANTY - RESIDENTIAL OWNERS/USE Continued... <i>3-year extended service plan. (2 years of extended service protection); 3-years of warranty transportation.</i>	

JOHN DEERE COMMERCIAL PRODUCTS
UTILITY VEHICLES AND EQUIPMENT

Standard-Duty 72 In. Front Blade
(For Gator Utility Vehicles, Crossover UV's and M-Gators)
Equipment for Base Machine

72-Inch Wide Straight Blade
Three-Position Manual Angling
Quick Installation for Both
Frame and Hydraulic Lift
Two Adjustable Skid Shoes
Trip Protection

Replaceable Cutting Edge
Less Implement Lift Frame and
Lift

CODE	ATTACHMENT IDENTIFIER	DESCRIPTION	SUGGESTED LIST PRICE USD (\$)
------	--------------------------	-------------	-------------------------------------

Select One Code From Each Required Category

BASE MACHINE

8014M		Standard-Duty 72 In. Front Blade (For Gator Utility Vehicles, Crossover UV's and M-Gators)	633.00
-------	--	---	--------

LIFT FRAME KITS

1000		Implement Lift Frame Kit <i>For use on XUV 625i, 825i, 855D and A2 & A3 Utility Vehicles Only.</i>	514.00
1001		Implement Lift Frame Kit <i>For Use on TS, TX, TX TURF, TH, and M-Gator A1 Utility Vehicles.</i>	442.00
1003		Implement Lift Frame Kit <i>For use on XUV 620i, 850D and HPX Utility Vehicles.</i>	514.00
1010		Less Implement Lift Frame Kit	In Base Price

POWER / HYDRAULIC LIFT KITS

2000		Hydraulic Implement Lift Kit <i>For use on XUV 620i, 850D and HPX Utility Vehicles. Includes Adapter Kit for hydraulic implement lift.</i>	896.00
2001		Power Implement Lift Kit <i>For Use on TS, TX, TX TURF, TH, and M-Gator A1 Utility Vehicles.</i>	730.00
2002		Hydraulic Implement Lift Kit <i>For Use on XUV 625i, 825i, 855D and A2 & A3 Utility Vehicles Only.</i>	823.00
2010		Less Implement Lift Kit	In Base Price

ATTACHMENTS - ORDER AS DESIRED

9100		European CE Kit: European CE Conversion Kit for 72 In. Front Blade <i>This Code Must be Ordered to Receive a 72 In. Front Blade Which Meets CE Mark Requirements. Kit Includes Pictorial Decals and Operator's Manuals in English, French, Italian, German and Spanish.</i>	No Charge
------	--	--	-----------

ATTACHMENTS FOR FIELD CONVERSION

Blades:

JOHN DEERE COMMERCIAL PRODUCTS
UTILITY VEHICLES AND EQUIPMENT

Standard-Duty 72 In. Front Blade
(For Gator Utility Vehicles, Crossover UV's and M-Gators)
Continued

CODE	ATTACHMENT IDENTIFIER	DESCRIPTION	SUGGESTED LIST PRICE USD (\$)
		ATTACHMENTS FOR FIELD CONVERSION Continued...	
	BM23029	Plow Markers	38.51
	VGB10544	Custom & High Performance: Heavy Duty Front Suspension <i>For Use On HPX, 620 and 850 XUV Utility Vehicles Only. Recommended for Crossover Vehicles equipped with Front Blade or Cab.</i>	249.31
	BM24354	Miscellaneous: Adapter Kit for Hydraulic Implement Lift <i>For use on XUV 620i, 850D and HPX Utility Vehicles.</i>	78.11
	BM22606	Hydraulic Implement Lift Kit <i>For use on HPX, XUV 620i, 625i, 825i, 850D, 855D and Military A2 & A3 Utility Vehicles.</i>	880.61
	VGB10086	Implement Lift Frame Kit <i>For Use on TS, TX, TX TURF, TH, TE and M-Gator A1 Utility Vehicles.</i>	472.94
	BM23081	Implement Lift Frame Kit <i>For use on XUV 625i, 825i, 855D and A2 Utility Vehicles Only.</i>	549.99
	BM24344	Implement Lift Frame Kit <i>For use on XUV 620i, 850D and HPX Utility Vehicles.</i>	549.99
	BM21459	Power Implement Lift Kit <i>For use on TS, TX, TX TURF, TH and Military A1 Utility Vehicles.</i>	781.10
	TY15650	Rear Tire Chains, 25x11-12 (pair)	See Parts
	TY25802	Tire Chains (for HPAT 24x9.5-10)	See Parts
	TY25326	Tire Chains for 26x10.50-12 Turf Drive Tires <i>For all Wheel Steer Tractors.</i>	See Parts
	TY24328	Seats / Wheels / Tires: Tire Chains (Pair) for 24x12.00-12 In. Drive Tires <i>For Turf and Knobby Tires. Not Intended for use on all Four Rear Tires.</i>	See Parts
	TY15958	Tire Chains (Pair) for 26x12-12 Tires	See Parts
	TY25800	Tire Chains (for HPAP 24x10.5-10 or HPAT 24x12-10)	See Parts
	TY25814	Tire Chains (for Turf/Hard Surface 24x12.00-10)	See Parts

JOHN DEERE COMMERCIAL PRODUCTS
UTILITY VEHICLES AND EQUIPMENT

Standard-Duty 72 In. V-Blade
(For Gator Utility Vehicles, Crossover UV's and M-Gators)
Equipment for Base Machine

72-Inch Wide Adjustable V-Blade
Converts from V-Position to an
Inverted Scoop to a Straight
Blade
Quick Installation for Both
Frame and Hydraulic Lift
Two Adjustable Skid Shoes

Trip Protection
Replaceable Cutting Edge
Less Implement Lift Frame and
Lift

CODE	ATTACHMENT IDENTIFIER	DESCRIPTION	SUGGESTED LIST PRICE USD (\$)
------	--------------------------	-------------	-------------------------------------

Select One Code From Each Required Category

BASE MACHINE

8015M		Standard-Duty 72 In. V-Blade (For Gator Utility Vehicles, Crossover UV's and M-Gators)	789.00
-------	--	---	--------

LIFT FRAME KITS

1000		Implement Lift Frame Kit <i>For use on XUV 625i, 825i, 855D and A2 & A3 Utility Vehicles Only.</i>	514.00
1001		Implement Lift Frame Kit <i>For Use on TS, TX, TX TURF, TH, and M-Gator A1 Utility Vehicles.</i>	442.00
1003		Implement Lift Frame Kit <i>For use on XUV 620i, 850D and HPX Utility Vehicles.</i>	514.00
1010		Less Implement Lift Frame Kit	In Base Price

POWER / HYDRAULIC LIFT KITS

2000		Hydraulic Implement Lift Kit <i>For use on XUV 620i, 850D and HPX Utility Vehicles. Includes Adapter Kit for hydraulic implement lift.</i>	896.00
2001		Power Implement Lift Kit <i>For Use on TS, TX, TX TURF, TH, and M-Gator A1 Utility Vehicles.</i>	730.00
2002		Hydraulic Implement Lift Kit <i>For Use on XUV 625i, 825i, 855D and A2 & A3 Utility Vehicles Only.</i>	823.00
2010		Less Implement Lift Kit	In Base Price

ATTACHMENTS - ORDER AS DESIRED

9100		European CE Kit: European CE Conversion Kit for 72 In. V-Blade <i>This Code Must be Ordered to Receive a 72 In. V-Blade Which Meets CE Mark Requirements. Kit Includes Pictorial Decals and Operator's Manuals in English, French, Italian, German and Spanish.</i>	No Charge
------	--	--	-----------

ATTACHMENTS FOR FIELD CONVERSION

JOHN DEERE COMMERCIAL PRODUCTS
UTILITY VEHICLES AND EQUIPMENT

Standard-Duty 72 In. V-Blade
(For Gator Utility Vehicles, Crossover UV's and M-Gators)

Continued

CODE	ATTACHMENT IDENTIFIER	DESCRIPTION	SUGGESTED LIST PRICE USD (\$)
ATTACHMENTS FOR FIELD CONVERSION Continued...			
		Blades:	
	BM23029	Plow Markers	38.51
		Custom & High Performance:	
	VGB10544	Heavy Duty Front Suspension <i>For Use On HPX, 620 and 850 XUV Utility Vehicles Only. Recommended for Crossover Vehicles equipped with Front Blade or Cab.</i>	249.31
		Miscellaneous:	
	BM24354	Adapter Kit for Hydraulic Implement Lift <i>For use on XUV 620i, 850D and HPX Utility Vehicles.</i>	78.11
	BM22606	Hydraulic Implement Lift Kit <i>For use on HPX, XUV 620i, 625i, 825i, 850D, 855D and Military A2 & A3 Utility Vehicles.</i>	880.61
	VGB10086	Implement Lift Frame Kit <i>For Use on TS, TX, TX TURF, TH, TE and M-Gator A1 Utility Vehicles.</i>	472.94
	BM23081	Implement Lift Frame Kit <i>For use on XUV 625i, 825i, 855D and A2 Utility Vehicles Only.</i>	549.99
	BM24344	Implement Lift Frame Kit <i>For use on XUV 620i, 850D and HPX Utility Vehicles.</i>	549.99
	BM21459	Power Implement Lift Kit <i>For use on TS, TX, TX TURF, TH and Military A1 Utility Vehicles.</i>	781.10
	TY15650	Rear Tire Chains, 25x11-12 (pair)	See Parts
	TY25802	Tire Chains (for HPAT 24x9.5-10)	See Parts
	TY25326	Tire Chains for 26x10.50-12 Turf Drive Tires <i>For all Wheel Steer Tractors.</i>	See Parts
		Seats / Wheels / Tires:	
	TY24328	Tire Chains (Pair) for 24x12.00-12 In. Drive Tires <i>For Turf and Knobby Tires. Not Intended for use on all Four Rear Tires.</i>	See Parts
	TY15958	Tire Chains (Pair) for 26x12-12 Tires	See Parts
	TY25800	Tire Chains (for HPAP 24x10.5-10 or HPAT 24x12-10)	See Parts
	TY25814	Tire Chains (for Turf/Hard Surface 24x12.00-10)	See Parts

EXTENDED WARRANTY - RESIDENTIAL OWNERS/USE

Visit <http://www.JohnDeere.com/ServicePlans> for more information on John Deere Service Contracts. May not be Available in Parts of the U.S., Not Available in Canada. Price may vary due to driving distance and/or time from machine to dealership location.

John Deere Extended Service Plan - 2-Year Option <i>Available for T-Series, HPX and XUV utility vehicles only.) 2-year extended service plan. (1 year of extended service protection); 2-years of warranty transportation.</i>	399.99
---	--------

JOHN DEERE COMMERCIAL PRODUCTS
UTILITY VEHICLES AND EQUIPMENT

Standard-Duty 72 In. V-Blade
(For Gator Utility Vehicles, Crossover UV's and M-Gators)
Continued

CODE	ATTACHMENT IDENTIFIER	DESCRIPTION	SUGGESTED LIST PRICE USD (\$)
		EXTENDED WARRANTY - RESIDENTIAL OWNERS/USE Continued...	
		John Deere Extended Service Plan - 3-Year Option <i>3-year extended service plan. (2 years of extended service protection); 3-years of warranty transportation.</i>	569.99

FRONTIER PRODUCTS

Cutting & Mowing

RC2048 Lift-Type Rotary Cutter Equipment for Base Machine

Cutting Width:
48 In. (1220 mm)
Cutting Height:
1.5 to 9 In. (38 to 229 mm)
Cutting Capacity (Diameter):
0 to 1 In. (0 to 25 mm)
Cutting Chamber Depth:
7.5 In. (190 mm)
Tractor PTO HP Range: 18 - 45 HP
Tractor PTO: 540 RPM
Implement PTO: ASABE Category III PTO
Hitch:
Lift-Type Category I, Adaptable to II,
iMatch, and AutoHitch Compatible
Overall Width: 51 In. (1,291.4 mm)
Overall Length: 86.6 In. (2,199.6 mm)
Deck Shape: Flat-open Round Back
Deck Type: Single
Deck Thickness: 11 Gauge (3 mm)

Skirt Thickness: 11 Gauge (3 mm)
PTO Driveline Options: Shear Bolt or
Slip Clutch Drivelines Available
Gear Case HP Rating: 45 HP
Blade Type:
Heat Treated, Suction Type Blades
Blade Thickness: 0.5 In. (13 mm)
Blade Width: 3 In. (76 mm)
Blade Tip Speed: 13,090 fpm (66.5 m/s)
Blade Pan Type:
Round Pan-Type Blade Holder
Blade Pan Diameter: 22.3 In. (567 mm)
Solid Rubber or Laminated Tire Options

Use front and rear enclosures in areas where thrown objects could be hazardous.

iMatch Quick Coupler required with 2305 Tractor to facilitate driveline length.

CODE	ATTACHMENT IDENTIFIER	DESCRIPTION	SUGGESTED LIST PRICE USD (\$)
------	-----------------------	-------------	-------------------------------

Select One Code From Each Required Category

BASE MACHINE

0511XF	RC2048 Lift-Type Rotary Cutter	1,453.00
--------	--------------------------------	----------

DRIVELINES

1000	Driveline with Slip Clutch <i>Recommended.</i>	133.00
1010	Driveline with Shear Bolt	In Base Price

FRONT AND REAR ENCLOSURES

Use enclosures in areas where thrown objects could be hazardous.

2000	Front and Rear Chain Enclosure <i>Recommended.</i>	192.00
2010	Front Rubber with Foot Guards and Rear Metal Enclosure	In Base Price
2020	Front Chain and No Rear Enclosure	47.00
2030	Front Rubber with Foot Guards and No Rear Enclosure	-29.00
2040	No Front or Rear Enclosure	-49.00

TIRES

3000	Puncture Proof Laminated Tire <i>Recommended.</i>	In Base Price
3010	Solid Rubber Tire	-10.00

FRONTIER PRODUCTS

Cutting & Mowing

RC2048 Lift-Type Rotary Cutter

Continued

CODE	ATTACHMENT IDENTIFIER	DESCRIPTION	SUGGESTED LIST PRICE USD (\$)
ATTACHMENTS FOR FIELD CONVERSION			
		Miscellaneous:	
5TIFC711289		French Operator's Manual and Decal Kit for RC20 Series Rotary Cutters	116.37

FRONTIER PRODUCTS

Cutting & Mowing

RC2060 Lift-Type Rotary Cutter Equipment for Base Machine

Cutting Width: 60 In. (1524 mm)	PTO Driveline Options: Shear Bolt or Slip Clutch Drivelines Available
Cutting Height: 1.5 to 9 In. (38 to 229 mm)	Gear Case HP Rating: 65 HP
Cutting Capacity (Diameter): 0 to 1 In. (0 to 25 mm)	Blade Type: Heat Treated, Suction Type Blades
Cutting Chamber Depth: 7.5 In. (190 mm)	Blade Thickness: 0.5 In. (13 mm)
Tractor PTO HP Range: 20 - 65 HP	Blade Width: 3 In. (76 mm)
Tractor PTO: 540 RPM	Blade Tip Speed: 14,355 fpm (72.8 m/s)
Implement PTO: ASABE Category III PTO	Blade Pan Type: Round Pan-Type Blade Holder
Hitch: Lift-Type Category I, Adaptable to II, iMatch, and AutoHitch Compatible	Blade Pan Diameter: 22.3 In. (567 mm)
Overall Width: 63 In. (1,600.2 mm)	Tire Options: Solid Rubber or Laminated Tire Options
Overall Length: 101.2 In. (2,570.5 mm)	
Deck Shape: Flat-open Round Back	
Deck Type: Single	
Deck Thickness: 11 Gauge (3 mm)	
Skirt Thickness: 11 Gauge (3 mm)	

CODE	ATTACHMENT IDENTIFIER	DESCRIPTION	SUGGESTED LIST PRICE USD (\$)
------	-----------------------	-------------	-------------------------------

Select One Code From Each Required Category

BASE MACHINE

0512XF	RC2060 Lift-Type Rotary Cutter	1,634.00
--------	--------------------------------	----------

DRIVELINES

1000	Driveline with Slip Clutch <i>Recommended.</i>	143.00
1010	Driveline with Shear Bolt	In Base Price

FRONT AND REAR ENCLOSURES

Use enclosures in areas where thrown objects could be hazardous.

2000	Front and Rear Chain Enclosure <i>Recommended.</i>	231.00
2010	Front Rubber with Foot Guards and Rear Metal Enclosure	In Base Price
2020	Front Chain and No Rear Enclosure	56.00
2030	Front Rubber with Foot Guards and No Rear Enclosure	-30.00
2040	No Front or Rear Enclosure	-46.00

TIRES

3000	Puncture Proof Laminated Tire <i>Recommended.</i>	In Base Price
3010	Solid Rubber Tire	-10.00

ATTACHMENTS FOR FIELD CONVERSION

FRONTIER PRODUCTS

Cutting & Mowing

RC2060 Lift-Type Rotary Cutter

Continued

CODE	ATTACHMENT IDENTIFIER	DESCRIPTION	SUGGESTED LIST PRICE USD (\$)
ATTACHMENTS FOR FIELD CONVERSION ...Continued...			
		Miscellaneous:	
	5TIFC711289	French Operator's Manual and Decal Kit for RC20 Series Rotary Cutters	116.37

FRONTIER PRODUCTS

Cutting & Mowing

RC2072 Lift-Type Rotary Cutter Equipment for Base Machine

Cutting Width: 72 In. (1,830 mm)	PTO Driveline Options: Shear Bolt or Slip Clutch Drivelines Available
Cutting Height: 1.5 to 9 In. (38 to 229 mm)	Gear Case HP Rating: 65 HP
Cutting Capacity (Diameter): 0 to 1 In. (0 to 25 mm)	Blade Type: Heat Treated, Suction Type Blades
Cutting Chamber Depth: 7.5 In. (190 mm)	Blade Thickness: 0.5 In. (13 mm)
Tractor PTO HP Range: 25 - 65 HP	Blade Width: 3 In. (76 mm)
Tractor PTO: 540 RPM	Blade Tip Speed: 14,955 fpm (76 m/s)
Implement PTO: ASABE Category III PTO	Blade Pan Type: Round Pan-Type Blade Holder
Hitch: Lift-Type Category I, Adaptable to II, iMatch, and AutoHitch Compatible	Blade Pan Diameter: 28.5 In. (723.9 mm)
Overall Width: 75 In. (1,905 mm)	Tire Options: Solid Rubber or Laminated Tire Options
Overall Length: 111.5 In. (2,832.1 mm)	
Deck Shape: Flat-open Round Back	
Deck Type: Single	
Deck Thickness: 11 Gauge (3 mm)	
Skirt Thickness: 11 Gauge (3 mm)	

CODE	ATTACHMENT IDENTIFIER	DESCRIPTION	SUGGESTED LIST PRICE USD (\$)
------	-----------------------	-------------	-------------------------------

Select One Code From Each Required Category

BASE MACHINE

0513XF	RC2072 Lift-Type Rotary Cutter	1,875.00
--------	--------------------------------	----------

DRIVELINES

1000	Driveline with Slip Clutch <i>Recommended.</i>	143.00
1010	Driveline with Shear Bolt	In Base Price

FRONT AND REAR ENCLOSURES

Use enclosures in areas where thrown objects could be hazardous.

2000	Front and Rear Chain Enclosure <i>Recommended.</i>	321.00
2010	Front Rubber with Foot Guards and Rear Metal Enclosure	In Base Price
2020	Front Chain and No Rear Enclosure	86.00
2030	Front Rubber with Foot Guards and No Rear Enclosure	-40.00
2040	No Front or Rear Enclosure	-55.00

TIRES

3000	Puncture Proof Laminated Tire <i>Recommended.</i>	In Base Price
3010	Solid Rubber Tire	-10.00

ATTACHMENTS FOR FIELD CONVERSION

FRONTIER PRODUCTS

Cutting & Mowing

RC2072 Lift-Type Rotary Cutter

Continued

CODE	ATTACHMENT IDENTIFIER	DESCRIPTION	SUGGESTED LIST PRICE USD (\$)
ATTACHMENTS FOR FIELD CONVERSION ...Continued...			
		Miscellaneous:	
	5TIFC711289	French Operator's Manual and Decal Kit for RC20 Series Rotary Cutters	116.37

FRONTIER PRODUCTS

Cutting & Mowing

RC2084 Lift-Type Rotary Cutter Equipment for Base Machine

Cutting Width:
84 In. (2,134 mm)
Cutting Height:
1.75 to 11 In. (44.45 to 279.4 mm)
Cutting Capacity (Diameter):
0 to 1 In. (0 to 25 mm)
Cutting Chamber Depth:
9.75 In. (248 mm)
Tractor PTO HP Range: 45 - 90 HP
Tractor PTO: 540 RPM
Implement PTO: ASABE Category II PTO
Hitch:
Lift-Type Category II,
Category II Quick Hitch Compatible
Overall Width: 88 In. (2,235 mm)
Overall Length: 124 In. (3,150 mm)
Deck Shape: Flat-open Round Back
Deck Type: Single
Deck Thickness: 10 Gauge (3.4 mm)
Skirt Thickness: 10 Gauge (3.4 mm)

PTO Driveline Options:
Slip Clutch Standard
Gear Case HP Rating: 90 HP
Blade Type:
Heat Treated, Suction Type Blades
Blade Thickness: 0.5 In. (13 mm)
Blade Width: 3 In. (76 mm)
Blade Tip Speed: 14,380 fpm (73 m/s)
Blade Pan Type:
Round Pan-Type Blade Holder
Blade Pan Diameter:
32.5 In. (825.5 mm)
Tire Options:
Single or Dual Laminated Tire

CODE	ATTACHMENT IDENTIFIER	DESCRIPTION	SUGGESTED LIST PRICE USD (\$)
------	-----------------------	-------------	-------------------------------

Select One Code From Each Required Category

BASE MACHINE

0514XF	RC2084 Lift-Type Rotary Cutter	3,489.00
--------	--------------------------------	----------

FRONT AND REAR ENCLOSURES

Use enclosures in areas where thrown objects could be hazardous.

2000	Front and Rear Chain Enclosure <i>Recommended.</i>	In Base Price
2010	Front Rubber with Foot Guards and Rear Metal Enclosure	-210.00
2020	Front Chain and No Rear Enclosure	-154.00
2030	Front Rubber with Foot Guards and No Rear Enclosure	-268.00
2040	No Front or Rear Enclosure	-326.00

TIRES

3000	Puncture Proof Laminated Tire	In Base Price
3010	Dual Puncture Proof Laminated Tire	101.00

ATTACHMENTS FOR FIELD CONVERSION

5TIFC711289	Miscellaneous: French Operator's Manual and Decal Kit for RC20 Series Rotary Cutters	116.37
-------------	--	--------

FRONTIER PRODUCTS

Cutting & Mowing

RC2084 Lift-Type Rotary Cutter
Continued

THIS PAGE IS INTENTIONALLY LEFT BLANK

FRONTIER PRODUCTS

Cutting & Mowing

FM1012R Rear Discharge Flex-Wing Grooming Mower with Light Bar Equipment for Base Machine

Type: Flex Wing, Rear Discharge
 Transport Width: 8 Ft. 3 In.
 Cutting Width: 12 Ft.
 Transport Tongue Weight: 700 lbs.
 Transport Tires: (2) 20.5 x 8-10
 Transport Length: 13 Ft. 2 In.
 Transport Height: 6 Ft.
 Tractor PTO Speed: 540 RPM
 Tractor Horsepower: 30 to 80 HP
 Splitter Gearbox HP: 100 HP
 Shipping Weight: 2960 lbs.
 Overall Width: 12 Ft. 2 In.
 Operating Tongue Weight: 310 lbs.
 Mower Deck Gearbox HP: 40 HP
 Maximum Overall Length:
 14 Ft. 5 In.
 Mainframe Construction:
 3 In. Square Tubing
 Input Driveline:
 Category IIII Constant Velocity
 Hitch: Drawbar Category I
 Hitch Adjustment:
 Self-Leveling, Multi-Position
 Ground Pressure: 9.0 PSI
 Gearbox Ratio: 1:1.92
 Driveline: Category III
 Drive Type: Gearbox Over V-Belt
 Deck Thickness: 8 Gauge Steel Plate
 Deck Overlap: 6 In.
 Deck Lift Cylinders:
 3-1/2 In. x 10 In. Single Acting
 Cutting Height Range: 1 In. to 5 In.
 Cutting Height Adjustment:

Spacer On Caster
 Center Deck Cutting Width: 5 Ft.
 Wing Deck Cutting Width: 4 Ft.
 Caster Wheels:
 (8) 15 x 6-6 Pneumatic
 Caster Wheel Bearings:
 Roller Bearings
 Blade Tip Speed:
 16,950 FPM Average
 Blade Spindles: (7) Cast Iron
 Blade Spindle Bearings: Tapered Roller
 Blade Overlap: 1-1/2 In.
 Blade Dimensions:
 (7) 1/4 In. x 2-1/2 In.
 Blade Composition:
 Heat-Treated Alloy Steel
 Belts: B Section, Aramid/Kevlar
 Belt Adjustment: Spring-Loaded Idler
 Assembly/Set-Up Time:
 75 Minutes (Approximate)
 Approximate Operating Weight: 2900 lbs.
 Front Roller Kit:
 Wing Decks (Optional Attachment, 1 Required)
 Front Roller Kit:
 Rear Deck (Optional Attachment, 1 Required)
 Approximate Operating Angles:
 25 Degrees Up and 15 Degrees Down

CODE	ATTACHMENT IDENTIFIER	DESCRIPTION	SUGGESTED LIST PRICE USD (\$)
------	-----------------------	-------------	-------------------------------

Select One Code From Each Required Category

BASE MACHINE

0421XF	FM1012R Rear Discharge Flex-Wing Grooming Mower with Light Bar	18,703.00
--------	--	-----------

ATTACHMENTS FOR FIELD CONVERSION

	Miscellaneous:	
5WD1004116	Anti Streaking Kit (FM10 Series)	117.60
5WD1032454	FM10 Series Hydraulic Unlock System	524.88
5WD1031818	FM10 Series Rear Roller Kit	85.12
5WD1006417	Front Roller Kit - Contains 1 Roller (FM1012 Center Deck Only, FM1015 and FM1017 Fits all Decks, GM1060R, GM1072R and GM1084R)	101.92
5WD1006421	Front Roller Kit - Contains 1 Roller (FM1012 Wing Decks Only)	171.72
5WD1031385	Light Bar Kit (FM10 Series and FM3012) <i>Serial Number 1XFFM10XAB0000106 and above on the FM10 Series and all FM30 Series Mowers.</i>	486.00

FRONTIER PRODUCTS

Cutting & Mowing

FM1012R Rear Discharge Flex-Wing Grooming Mower with Light Bar

Continued

CODE	ATTACHMENT IDENTIFIER	DESCRIPTION	SUGGESTED LIST PRICE USD (\$)
		ATTACHMENTS FOR FIELD CONVERSION ...Continued...	
	5WD1004486	Light Bar Kit (FM10 Series) <i>Serial Number IXFFM10XAB0000105 and below.</i>	476.16

FRONTIER PRODUCTS

Cutting & Mowing

FM1015R Rear Discharge Flex-Wing Grooming Mower with Light Bar Equipment for Base Machine

Type: Flex Wing, Rear Discharge
 Transport Width: 8 Ft. 4 In.
 Cutting Width: 15 Ft.
 Transport Tongue Weight: 720 lbs.
 Transport Tires:
 (2) 20.5 x 8 - 10
 Transport Length: 13 Ft. 5 In.
 Transport Height: 7 Ft. 9 In.
 Tractor PTO Speed: 540 RPM
 Tractor Horsepower: 35 to 80 HP
 Splitter Gearbox HP: 100 HP
 Shipping Weight: 3200 lbs.
 Overall Width: 15 Ft. 2 In.
 Operating Tongue Weight: 330 lbs.
 Mower Deck Gearbox HP: 40 HP
 Maximum Overall Length:
 14 Ft. 8 In.
 Mainframe Construction:
 3 In. Square Tubing
 Input Driveline:
 Category IIIII Constant Velocity
 Hitch: Drawbar Category II
 Hitch Adjustment:
 Self-Leveling, Multi-Position
 Ground Pressure: 9.7 lbs. PSI
 Gearbox Ratio: 1:1.92
 Driveline: Category IIII
 Drive Type: Gearbox Over V-Belt
 Deck Thickness: 8 Gauge Steel Plate
 Deck Overlap: 6 In.
 Deck Lift Cylinders:
 3-1/2 In. x 10 In. Single Acting

Cutting Height Range: 1 In. to 5 In.
 Cutting Height Adjustment:
 Spacer On Caster
 Center Deck Cutting Width: 6 Ft.
 Wing Deck Cutting Width: 5 Ft.
 Caster Wheels:
 (8) 15 x 6-6 Pneumatic
 Caster Wheel Bearings:
 Roller Bearings
 Blade Tip Speed:
 16,950 FPM Average
 Blade Spindles: (9) Cast Iron
 Blade Spindle Bearings: Tapered Roller
 Blade Overlap: 1-1/2 In.
 Blade Dimensions:
 (9) 1/4 In. x 2-1/2 In.
 Blade Composition:
 Heat-Treated Alloy Steel
 Belts: B Section, Aramid/Kevlar
 Belt Adjustment: Spring-Loaded Idler
 Assembly/Set-Up Time:
 75 Minutes (Approximate)
 Approximate Operating Weight: 3,200 lbs.
 Front Roller Kit: (Optional Attachment, 3 required)
 Approximate Operating Angles:
 25 Degrees Up and 15 Degrees Down

CODE	ATTACHMENT IDENTIFIER	DESCRIPTION	SUGGESTED LIST PRICE USD (\$)
------	-----------------------	-------------	-------------------------------

Select One Code From Each Required Category

BASE MACHINE

0422XF	FM1015R Rear Discharge Flex-Wing Grooming Mower with Light Bar	19,522.00
--------	--	-----------

ATTACHMENTS FOR FIELD CONVERSION

	Miscellaneous:	
5WD1004116	Anti Streaking Kit (FM10 Series)	117.60
5WD1032454	FM10 Series Hydraulic Unlock System	524.88
5WD1031818	FM10 Series Rear Roller Kit	85.12
5WD1006417	Front Roller Kit - Contains 1 Roller (FM1012 Center Deck Only, FM1015 and FM1017 Fits all Decks, GM1060R, GM1072R and GM1084R)	101.92
5WD1031385	Light Bar Kit (FM10 Series and FM3012) <i>Serial Number 1XFFM10XAB0000106 and above on the FM10 Series and all FM30 Series Mowers.</i>	486.00
5WD1004486	Light Bar Kit (FM10 Series) <i>Serial Number 1XFFM10XAB0000105 and below.</i>	476.16

FRONTIER PRODUCTS

Cutting & Mowing

FM1015R Rear Discharge Flex-Wing Grooming Mower with Light Bar
Continued

THIS PAGE IS INTENTIONALLY LEFT BLANK

FRONTIER PRODUCTS

Cutting & Mowing

FM1017R Rear Discharge Flex-Wing Grooming Mower with Light Bar Equipment for Base Machine

Type: Flex Wing, Rear Discharge
 Transport Width: 8 Ft. 3 In.
 Cutting Width: 17 Ft.
 Transport Tongue Weight: 800 lbs.
 Transport Tires: (2) 20.5 x 8 - 10
 Transport Length: 13 Ft. 5 In.
 Transport Height: 8 Ft. 9 In.
 Tractor PTO Speed: 540 RPM
 Tractor Horsepower: 40 to 80 HP
 Splitter Gearbox HP: 100 HP
 Shipping Weight: 3340 lbs.
 Overall Width: 17 Ft. 2 In.
 Operating Tongue Weight: 400 lbs.
 Mower Deck Gearbox HP: 40 HP
 Maximum Overall Length:
 14 Ft. 8 In.
 Mainframe Construction:
 3 In. Square Tubing
 Input Driveline:
 Category IIIII Constant Velocity
 Hitch: Drawbar - Category II
 Hitch Adjustment:
 Self-Leveling, Multi-Position
 Ground Pressure: 10.2 lbs. PSI
 Gearbox Ratio: 1:1.92
 Driveline: Category IIII
 Drive Type: Gearbox Over V-Belt
 Deck Thickness: 8 Gauge Steel Plate
 Deck Overlap: 6 In.
 Deck Lift Cylinders:
 3-1/2 In. x 10 In. Single Acting
 Cutting Height Range: 1 In. to 5 In.

Cutting Height Adjustment:
 Spacer On Caster
 Center Deck Cutting Width: 6 Ft.
 Wing Deck Cutting Width: 6 Ft.
 Caster Wheels:
 (8) 15 x 6-6 Pneumatic
 Caster Wheel Bearings:
 Roller Bearings
 Blade Tip Speed:
 16,950 FPM Average
 Blade Spindles: (9) Cast Iron
 Blade Spindle Bearings: Tapered Roller
 Blade Overlap: 1-1/2 In.
 Blade Dimensions:
 (9) 1/4 In. x 2-1/2 In.
 Blade Composition:
 Heat-Treated Alloy Steel
 Belts: B Section, Aramid/Kevlar
 Belt Adjustment: Spring-Loaded Idler
 Assembly/Set-Up Time:
 75 Minutes (Approximate)
 Approximate Operating Weight: 3340 lbs.
 Front Roller Kit: (Optional Attachment, 3 Required)
 Approximate Operating Angles:
 25 Degrees Up and 15 Degrees Down

CODE	ATTACHMENT IDENTIFIER	DESCRIPTION	SUGGESTED LIST PRICE USD (\$)
------	-----------------------	-------------	-------------------------------

Select One Code From Each Required Category

BASE MACHINE

0423XF	FM1017R Rear Discharge Flex-Wing Grooming Mower with Light Bar	21,711.00
--------	--	-----------

ATTACHMENTS FOR FIELD CONVERSION

	Miscellaneous:	
5WD1004116	Anti Streaking Kit (FM10 Series)	117.60
5WD1032454	FM10 Series Hydraulic Unlock System	524.88
5WD1031818	FM10 Series Rear Roller Kit	85.12
5WD1006417	Front Roller Kit - Contains 1 Roller (FM1012 Center Deck Only, FM1015 and FM1017 Fits all Decks, GM1060R, GM1072R and GM1084R)	101.92
5WD1031385	Light Bar Kit (FM10 Series and FM3012) <i>Serial Number 1XFFM10XAB0000106 and above on the FM10 Series and all FM30 Series Mowers.</i>	486.00
5WD1004486	Light Bar Kit (FM10 Series) <i>Serial Number 1XFFM10XAB0000105 and below.</i>	476.16

FRONTIER PRODUCTS

Cutting & Mowing

FM1017R Rear Discharge Flex-Wing Grooming Mower with Light Bar
Continued

THIS PAGE IS INTENTIONALLY LEFT BLANK

FRONTIER PRODUCTS

Cutting & Mowing

FM2012R Flex-Wing Grooming Mower with Pneumatic Tires Equipment for Base Machine

Available with Pneumatic Tires Only
Free-Floating Decks:

4 In. Front/Rear and Left/Right
Wing Travel is 30 Degrees Up

and 15 Degrees Down
Clevis Hitch - Rigid or
Floating Optional

Auto-Engage Transport Latch
Lights Standard

Hydraulic Unlocking System Available
Rear Chain Shields Standard

Type: Flex Wing, Rear Discharge
Transport Width: 7 Ft. 7 In.

Cutting Width: 12 Ft.
Transport Tongue Weight: 774 lbs.

Transport Tires:
(2) 20.5 In. x 8 In. x 10 In.

Transport Length: 11 Ft. 9 In.
Transport Height: 6 Ft. 2 In.

Tractor PTO Speed: 540 RPM
Tractor Horsepower: 25 to 80 HP

Splitter Gearbox HP: 80 HP
Shipping Weight: 2465 lbs.

Overall Width: 12 Ft. 2 In.
Operating Tongue Weight: 374 lbs.

Mower Deck Gearbox HP: 50 HP
Maximum Overall Length:

12 Ft. 7 In.
Mainframe Construction:

3.5 In. Double Round Tubing
Input Driveline:

Category VI Constant Velocity
with Slip Clutch

Hitch:

Category I or Category II Drawbar
Hitch Adjustment: 4 Position

Ground Pressure: 9.1 lbs. PSI
Gearbox Ratio: 1:3:09 (Spiral Gears)

Driveline: Category III

Drive Type: Gearbox over V-belts (2)

Deck Thickness: 8 Gauge Steel Plate
Deck Overlap:

6 In. (Adjustable to 9 In.)
Deck Lift Cylinders:

2-1/2 In. x 10 In. Single Acting
Cutting Height Range: 1 In. to 5 In.

Cutting Height Adjustment:
Spacer On Caster

Center Deck Cutting Width: 5 Ft.
Wing Deck Cutting Width: 4 Ft.

Caster Wheels:
(12) 11 In. x 4 In. Pneumatic or

10 In. x 3.2 In. Solid
Caster Wheel Bearings:

Caged Roller Needle Bearings
Blade Tip Speed: 15,747 FPM Average

Blade Spindles: (9) Cast Iron
Blade Spindle Bearings:

Shielded Ball Bearings 2 Per Spindle
Blade Composition:

Heat-Treated Alloy Steel
Belts: B-Section, Polyester/Cogged

Belt Adjustment: Single Point,
Slotted Track Adjustment - No Idlers

Blade Overlap: 1-1/8 In.
Blade Dimensions:

(6) 16-5/8 In. x 2 In. x 1/4 In.
(3) 20-3/16 In. x 2 In. x 1/4 In.

Assembly/Set-Up Time:
45 Minutes (Approximate)

Approximate Operating Weight: 2465 lbs.
Front Rollers Standard

Mulching Kit Available
1 Year Warranty

CODE	ATTACHMENT IDENTIFIER	DESCRIPTION	SUGGESTED LIST PRICE USD (\$)
------	-----------------------	-------------	-------------------------------

Select One Code From Each Required Category

BASE MACHINE

0431XF	FM2012R Flex-Wing Grooming Mower with Pneumatic Tires	18,091.00
--------	---	-----------

ATTACHMENTS - ORDER AS DESIRED

9010	Mulching Kit	931.00
9020	Hydraulic Unlock System	485.00
9030	Float Hitch	126.00

ATTACHMENTS FOR FIELD CONVERSION

5BP0099597	Miscellaneous: Floating Hitch	126.00
------------	----------------------------------	--------

FRONTIER PRODUCTS

Cutting & Mowing

FM2012R Flex-Wing Grooming Mower with Pneumatic Tires

Continued

CODE	ATTACHMENT IDENTIFIER	DESCRIPTION	SUGGESTED LIST PRICE USD (\$)
		ATTACHMENTS FOR FIELD CONVERSION ...Continued...	
	5BP0099552	Hydraulic Unlock System	485.00
	5BP0099556	Mulching Kit	931.00

FRONTIER PRODUCTS

Cutting & Mowing

FM2015R Flex-Wing Grooming Mower with Pneumatic Tires Equipment for Base Machine

Available with Pneumatic Tires Only
Free-Floating Decks:

4 In. Front/Rear and Left/Right
Wing Travel is 30 Degrees Up
and 15 Degrees Down

Clevis Hitch - Rigid or
Floating Optional

Auto-Engage Transport Latch
Lights Standard

Hydraulic Unlocking System Available
Rear Chain Shields Standard

Type: Flex Wing, Rear Discharge
Transport Width: 8 Ft. 1 In.

Cutting Width: 15 Ft.
Transport Tongue Weight: 807 lbs.

Transport Tires:
(2) 20.5 In. x 8 In. x 10 In.

Transport Length: 12 Ft. 2 In.
Transport Height: 7 Ft. 8 In.

Tractor PTO Speed: 540 RPM
Tractor Horsepower: 30 to 80 HP

Splitter Gearbox HP: 80 HP
Shipping Weight: 2595 lbs.

Overall Width: 15 Ft. 2 In.
Operating Tongue Weight: 381 lbs.

Mower Deck Gearbox HP: 50 HP
Maximum Overall Length: 13 Ft.

Mainframe Construction:
3.5 In. Double Round Tubing

Input Driveline:
Category VI Constant Velocity
with Slip Clutch

Hitch:
Category I or Category II Drawbar

Hitch Adjustment: 4 Position
Ground Pressure: 9.6 lbs. PSI

Gearbox Ratio: 1:3:09 (Spiral Gears)
Driveline: Category III

Drive Type: Gearbox over V-belts (2)
Deck Thickness: 8 Gauge Steel Plate

Deck Overlap:

6 In. (Adjustable to 9 In.)

Deck Lift Cylinders:

2-1/2 In. x 10 In. Single Acting

Cutting Height Range: 1 In. to 5 In.

Cutting Height Adjustment:

Spacer On Caster

Center Deck Cutting Width: 6 Ft.

Wing Deck Cutting Width: 5 Ft.

Caster Wheels:

(12) 11 In. x 4 In. Pneumatic or
10 In. x 3.2 In. Solid

Caster Wheel Bearings:

Caged Roller Needle Bearings

Blade Tip Speed: 16,863 FPM Average

Blade Spindles: (9) Cast Iron

Blade Spindle Bearings:

Shielded Ball Bearings 2 Per Spindle

Blade Composition:

Heat-Treated Alloy Steel

Blade Dimensions:

(6) 20-3/16 In. x 2 In. x 1/4 In.

(3) 24-1/2 In. x 2-1/4 In. x 1/4 In.

Blade Overlap: 1-1/8 In.

Belts: B-Section, Polyester/Cogged

Belt Adjustment: Single Point,

Slotted Track Adjustment - No Idlers

Assembly/Set-Up Time:

45 Minutes (Approximate)

Approximate Operating Weight: 2595 lbs.

Front Rollers Standard

Mulching Kit Available

1 Year Warranty

CODE	ATTACHMENT IDENTIFIER	DESCRIPTION	SUGGESTED LIST PRICE USD (\$)
------	-----------------------	-------------	-------------------------------

Select One Code From Each Required Category

BASE MACHINE

0432XF	FM2015R Flex-Wing Grooming Mower with Pneumatic Tires	19,332.00
--------	---	-----------

ATTACHMENTS - ORDER AS DESIRED

9020	Hydraulic Unlock System	485.00
9030	Float Hitch	126.00
9040	Mulching Kit	1,016.00

ATTACHMENTS FOR FIELD CONVERSION

5BP0099597	Miscellaneous: Floating Hitch	126.00
------------	----------------------------------	--------

FRONTIER PRODUCTS

Cutting & Mowing

FM2015R Flex-Wing Grooming Mower with Pneumatic Tires
Continued

CODE	ATTACHMENT IDENTIFIER	DESCRIPTION	SUGGESTED LIST PRICE USD (\$)
		ATTACHMENTS FOR FIELD CONVERSION ...Continued...	
	5BP0099552	Hydraulic Unlock System	485.00
	5BP0099557	Mulching Kit	1,016.73

FRONTIER PRODUCTS

Cutting & Mowing

FM2017R Flex-Wing Grooming Mower with Pneumatic Tires Equipment for Base Machine

Available with Pneumatic Tires Only
Free-Floating Decks:

4 In. Front/Rear and Left/Right
Wing Travel is 30 Degrees Up
and 15 Degrees Down

Clevis Hitch - Rigid or
Floating Optional

Auto-Engage Transport Latch
Lights Standard

Hydraulic Unlocking System Available
Rear Chain Shields Standard

Type: Flex Wing, Rear Discharge
Transport Width: 8 Ft. 4 In.

Cutting Width: 17 Ft.
Transport Tongue Weight: 953 lbs.

Transport Tires:
(2) 20.5 In. x 8 In. x 10 In.

Transport Length: 12 Ft. 2 In.
Transport Height: 8 Ft. 7 In.

Tractor PTO Speed: 540 RPM
Tractor Horsepower: 35 to 80 HP

Splitter Gearbox HP: 80 HP
Shipping Weight: 2720 lbs.

Overall Width: 17 Ft. 2 In.
Operating Tongue Weight: 389 lbs.

Mower Deck Gearbox HP: 50 HP
Maximum Overall Length: 13 Ft.

Mainframe Construction:
3.5 In. Double Round Tubing

Input Driveline:
Category VI Constant Velocity
with Slip Clutch

Hitch:
Category I or Category II Drawbar

Hitch Adjustment: 4 Position
Ground Pressure: 10 lbs. PSI

Gearbox Ratio: 1:3:09 (Spiral Gears)
Driveline: Category III

Drive Type: Gearbox over V-belts (2)

Deck Thickness: 8 Gauge Steel Plate
Deck Overlap:

6 In. (Adjustable to 9 In.)
Deck Lift Cylinders:

2-1/2 In. x 10 In. Single Acting
Cutting Height Range: 1 In. to 5 In.

Cutting Height Adjustment:
Spacer On Caster

Center Deck Cutting Width: 6 Ft.
Wing Deck Cutting Width: 6 Ft.

Caster Wheels:
(12) 11 In. x 4 In. Pneumatic or
10 In. x 3.2 In. Solid

Caster Wheel Bearings:
Caged Roller Needle Bearings

Blade Tip Speed: 16,732 FPM Average
Blade Spindles: (9) Cast Iron

Blade Spindle Bearings:
Shielded Ball Bearings 2 Per Spindle

Blade Overlap: 1-1/8 In.
Blade Dimensions:

(9) 24-1/2 In. x 2-1/4 In. x 1/4 In.
Blade Composition:

Heat-Treated Alloy Steel
Belts: B-Section, Polyester/Cogged

Belt Adjustment: Single Point,
Slotted Track Adjustment - No Idlers

Assembly/Set-Up Time:
45 Minutes (Approximate)

Approximate Operating Weight: 2720 lbs.
Front Rollers Standard

Mulching Kit Available
1 Year Warranty

CODE	ATTACHMENT IDENTIFIER	DESCRIPTION	SUGGESTED LIST PRICE USD (\$)
------	-----------------------	-------------	-------------------------------

Select One Code From Each Required Category

BASE MACHINE

0433XF	FM2017R Flex-Wing Grooming Mower with Pneumatic Tires	20,641.00
--------	---	-----------

ATTACHMENTS - ORDER AS DESIRED

9020	Hydraulic Unlock System	485.00
9030	Float Hitch	126.00
9040	Mulching Kit	1,119.00

ATTACHMENTS FOR FIELD CONVERSION

5BP0099597	Miscellaneous: Floating Hitch	126.00
------------	----------------------------------	--------

FRONTIER PRODUCTS

Cutting & Mowing

FM2017R Flex-Wing Grooming Mower with Pneumatic Tires
Continued

CODE	ATTACHMENT IDENTIFIER	DESCRIPTION	SUGGESTED LIST PRICE USD (\$)
		ATTACHMENTS FOR FIELD CONVERSION ...Continued...	
	5BP0099552	Hydraulic Unlock System	485.00
	5BP0099558	Mulching Kit	1,119.82

FRONTIER PRODUCTS

Cutting & Mowing

FM2112R Flex-Wing Grooming Mower with Pneumatic Tires Equipment for Base Machine

Free-Floating Decks:
4 In. Front/Rear and Left/Right
Wing Travel is 30 Degrees Up
and 15 Degrees Down
Clevis Hitch - Rigid or
Floating Optional
Auto-Engage Transport Latch
Lights Standard
Hydraulic Unlocking System Available
Rear Chain Shields Standard
Type: Flex Wing, Rear Discharge
Transport Width: 7 Ft. 7 In.
Cutting Width: 12 Ft.
Transport Tongue Weight: 945 lbs.
Transport Tires:
(2) 23 In. x 10.5 In. x 12 In.
Transport Length: 11 Ft. 10 In.
Transport Height: 6 Ft. 2 In.
Tractor PTO Speed: 540 RPM
Tractor Horsepower: 35 to 80 HP
Splitter Gearbox HP: 80 HP
Shipping Weight: 2821 lbs.
Overall Width: 12 Ft. 2 In.
Operating Tongue Weight: 456 lbs.
Mower Deck Gearbox HP: 50 HP
Maximum Overall Length:
13 Ft. 10 In.
Mainframe Construction:
4 In. Double Round Tubing
Input Driveline:
Category VI Constant Velocity
with Slip Clutch
Hitch:
Category I or Category II Drawbar
Hitch Adjustment: 4 Position
Ground Pressure: 6.5 lbs. PSI
Gearbox Ratio: 1:3:09 (Spiral Gears)
Driveline: Category III
Drive Type: Gearbox over V-belts (2)

Deck Thickness: 8 Gauge Steel Plate
Deck Overlap:
6 In. (Adjustable to 9 In.)
Deck Lift Cylinders:
2-1/2 In. x 10 In. Single Acting
Cutting Height Range: 1 In. to 5 In.
Cutting Height Adjustment:
Spacer On Caster
Center Deck Cutting Width: 5 Ft.
Wing Deck Cutting Width: 4 Ft.
Caster Wheels:
(12) 13 In. x 6.5 In. Pneumatic
Caster Wheel Bearings:
Caged Roller Needle Bearings
Blade Tip Speed: 15,747 FPM Average
Blade Spindles: (9) Cast Iron
Blade Spindle Bearings:
Shielded Ball Bearings 2 Per Spindle
Blade Composition:
Heat-Treated Alloy Steel
Belts: B-Section, Polyester/Cogged
Belt Adjustment: Single Point,
Slotted Track Adjustment - No Idlers
Blade Overlap: 1-1/8 In.
Blade Dimensions:
(6) 16-5/8 In. x 2 In. x 1/4 In.
(3) 20-3/16 In. x 2 In. x 1/4 In.
Assembly/Set-Up Time:
45 Minutes (Approximate)
Approximate Operating Weight: 2821 lbs.
Front Rollers Standard
Mulching Kit Available
1 Year Warranty

CODE	ATTACHMENT IDENTIFIER	DESCRIPTION	SUGGESTED LIST PRICE USD (\$)
------	--------------------------	-------------	-------------------------------------

Select One Code From Each Required Category

BASE MACHINE

0441XF	FM2112R Flex-Wing Grooming Mower with Pneumatic Tires	19,742.00
--------	---	-----------

ATTACHMENTS - ORDER AS DESIRED

9010	Mulching Kit	931.00
9020	Hydraulic Unlock System	485.00
9030	Float Hitch	126.00

ATTACHMENTS FOR FIELD CONVERSION

5BP0099597	Miscellaneous: Floating Hitch	126.00
------------	----------------------------------	--------

FRONTIER PRODUCTS

Cutting & Mowing

FM2112R Flex-Wing Grooming Mower with Pneumatic Tires

Continued

CODE	ATTACHMENT IDENTIFIER	DESCRIPTION	SUGGESTED LIST PRICE USD (\$)
		ATTACHMENTS FOR FIELD CONVERSION ...Continued...	
	5BP0099552	Hydraulic Unlock System	485.00
	5BP0099556	Mulching Kit	931.00

FRONTIER PRODUCTS

Cutting & Mowing

FM2115R Flex-Wing Grooming Mower with Pneumatic Tires Equipment for Base Machine

Free-Floating Decks:
4 In. Front/Rear and Left/Right
Clevis Hitch - Rigid or
Floating Optional
Wing Travel is 30 Degrees Up
and 15 Degrees Down
Auto-Engage Transport Latch
Lights Standard
Hydraulic Unlocking System Available
Rear Chain Shields Standard
Type: Flex Wing, Rear Discharge
Transport Width: 8 Ft. 1 In.
Cutting Width: 15 Ft.
Transport Tongue Weight: 986 lbs.
Transport Tires:
(2) 23 In. x 10.5 In. x 12 In.
Transport Length: 12 Ft. 2 In.
Transport Height: 7 Ft. 8 In.
Tractor PTO Speed: 540 RPM
Tractor Horsepower: 35 to 80 HP
Splitter Gearbox HP: 80 HP
Shipping Weight: 3130 lbs.
Overall Width: 15 Ft. 2 In.
Operating Tongue Weight: 466 lbs.
Mower Deck Gearbox HP: 50 HP
Maximum Overall Length:
14 Ft. 7 In.
Mainframe Construction:
4 In. Double Round Tubing
Input Driveline:
Category VI Constant Velocity
with Slip Clutch
Hitch:
Category I or Category II Drawbar
Hitch Adjustment: 4 Position
Ground Pressure: 7.2 lbs. PSI
Gearbox Ratio: 1:3:09 (Spiral Gears)
Driveline: Category III
Drive Type: Gearbox over V-belts (2)

Deck Thickness: 8 Gauge Steel Plate
Deck Overlap:
6 In. (Adjustable to 9 In.)
Deck Lift Cylinders:
2-1/2 In. x 10 In. Single Acting
Cutting Height Range: 1 In. to 5 In.
Cutting Height Adjustment:
Spacer On Caster
Center Deck Cutting Width: 6 Ft.
Wing Deck Cutting Width: 5 Ft.
Caster Wheels:
(12) 13 In. x 6.5 In. Pneumatic
Caster Wheel Bearings:
Caged Roller Needle Bearings
Blade Tip Speed: 16,863 FPM Average
Blade Spindles: (9) Cast Iron
Blade Spindle Bearings:
Shielded Ball Bearings 2 Per Spindle
Blade Composition:
Heat-Treated Alloy Steel
Blade Dimensions:
(6) 20-3/16 In. x 2 In. x 1/4 In.
(3) 24-1/2 In. x 2-1/4 In. x 1/4 In.
Blade Overlap: 1-1/8 In.
Belts: B-Section, Polyester/Cogged
Belt Adjustment: Single Point,
Slotted Track Adjustment - No Idlers
Assembly/Set-Up Time:
45 Minutes (Approximate)
Approximate Operating Weight: 3130 lbs.
Front Rollers Standard
Mulching Kit Available
1 Year Warranty

CODE	ATTACHMENT IDENTIFIER	DESCRIPTION	SUGGESTED LIST PRICE USD (\$)
------	--------------------------	-------------	-------------------------------------

Select One Code From Each Required Category

BASE MACHINE

0442XF	FM2115R Flex-Wing Grooming Mower with Pneumatic Tires	20,962.00
--------	---	-----------

ATTACHMENTS - ORDER AS DESIRED

9020	Hydraulic Unlock System	485.00
9030	Float Hitch	126.00
9040	Mulching Kit	1,016.00

ATTACHMENTS FOR FIELD CONVERSION

5BP0099597	Miscellaneous: Floating Hitch	126.00
------------	----------------------------------	--------

FRONTIER PRODUCTS

Cutting & Mowing

FM2115R Flex-Wing Grooming Mower with Pneumatic Tires

Continued

CODE	ATTACHMENT IDENTIFIER	DESCRIPTION	SUGGESTED LIST PRICE USD (\$)
		ATTACHMENTS FOR FIELD CONVERSION ...Continued...	
	5BP0099552	Hydraulic Unlock System	485.00
	5BP0099557	Mulching Kit	1,016.73

FRONTIER PRODUCTS

Cutting & Mowing

FM2117R Flex-Wing Grooming Mower with Pneumatic Tires Equipment for Base Machine

Free-Floating Decks:
4 In. Front/Rear and Left/Right
Wing Travel is 30 Degrees Up
and 15 Degrees Down
Clevis Hitch - Rigid or
Floating Optional
Auto-Engage Transport Latch
Lights Standard
Hydraulic Unlocking System Available
Rear Chain Shields Standard
Type: Flex Wing, Rear Discharge
Transport Width: 8 Ft. 4 In.
Cutting Width: 17 Ft.
Transport Tongue Weight: 1170 lbs.
Transport Tires:
(2) 23 In. x 10.5 In. x 12 In.
Transport Length: 12 Ft. 4 In.
Transport Height: 8 Ft. 7 In.
Tractor PTO Speed: 540 RPM
Tractor Horsepower: 35 to 80 HP
Splitter Gearbox HP: 80 HP
Shipping Weight: 3438 lbs.
Overall Width: 17 Ft. 2 In.
Operating Tongue Weight: 477 lbs.
Mower Deck Gearbox HP: 50 HP
Maximum Overall Length:
15 Ft. 5 In.
Mainframe Construction:
4 In. Double Round Tubing
Input Driveline:
Category VI Constant Velocity
with Slip Clutch
Hitch:
Category I or Category II Drawbar
Hitch Adjustment: 4 Position
Ground Pressure: 8.0 lbs. PSI
Gearbox Ratio: 1:3:09 (Spiral Gears)
Driveline: Category III
Drive Type: Gearbox over V-belts (2)

Deck Thickness: 8 Gauge Steel Plate
Deck Overlap:
6 In. (Adjustable to 9 In.)
Deck Lift Cylinders:
2-1/2 In. x 10 In. Single Acting
Cutting Height Range: 1 In. to 5 In.
Cutting Height Adjustment:
Spacer On Caster
Center Deck Cutting Width: 6 Ft.
Wing Deck Cutting Width: 6 Ft.
Caster Wheels:
(12) 13 In. x 6.5 In. Pneumatic
Caster Wheel Bearings:
Caged Roller Needle Bearings
Blade Tip Speed: 16,732 FPM Average
Blade Spindles: (9) Cast Iron
Blade Spindle Bearings:
Shielded Ball Bearings 2 Per Spindle
Blade Overlap: 1-1/8 In.
Blade Dimensions:
(9) 24-1/2 In. x 2-1/4 In. x 1/4 In.
Blade Composition:
Heat-Treated Alloy Steel
Belts: B-Section, Polyester/Cogged
Belt Adjustment: Single Point,
Slotted Track Adjustment - No Idlers
Assembly/Set-Up Time:
45 Minutes (Approximate)
Approximate Operating Weight: 3438 lbs.
Front Rollers Standard
Mulching Kit Available
1 Year Warranty

CODE	ATTACHMENT IDENTIFIER	DESCRIPTION	SUGGESTED LIST PRICE USD (\$)
------	--------------------------	-------------	-------------------------------------

Select One Code From Each Required Category

BASE MACHINE

0443XF	FM2117R Flex-Wing Grooming Mower with Pneumatic Tires	22,375.00
--------	---	-----------

ATTACHMENTS - ORDER AS DESIRED

9020	Hydraulic Unlock System	485.00
9030	Float Hitch	126.00
9040	Mulching Kit	1,119.00

ATTACHMENTS FOR FIELD CONVERSION

5BP0099597	Miscellaneous: Floating Hitch	126.00
------------	----------------------------------	--------

FRONTIER PRODUCTS

Cutting & Mowing

FM2117R Flex-Wing Grooming Mower with Pneumatic Tires

Continued

CODE	ATTACHMENT IDENTIFIER	DESCRIPTION	SUGGESTED LIST PRICE USD (\$)
		ATTACHMENTS FOR FIELD CONVERSION ...Continued...	
	5BP0099552	Hydraulic Unlock System	485.00
	5BP0099558	Mulching Kit	1,119.82

FRONTIER PRODUCTS

Cutting & Mowing

FM2120R Flex-Wing Grooming Mower with Pneumatic Tires Equipment for Base Machine

Free-Floating Decks:
4 In. Front/Rear and Left/Right
Wing Travel is 30 Degrees Up
and 15 Degrees Down
Clevis Hitch - Rigid or
Floating Optional
Auto-Engage Transport Latch
Lights Standard
Hydraulic Unlocking System Available
Rear Chain Shields Standard
Type: Flex Wing, Rear Discharge
Transport Width: 8 Ft. 9 In.
Cutting Width: 20 Ft.
Transport Tongue Weight: 1220 lbs.
Transport Tires:
(2) 23 In. x 10.5 In. x 12 In.
Transport Length: 15 Ft.
Transport Height: 9 Ft. 8 In.
Tractor PTO Speed: 540 RPM
Tractor Horsepower: 35 to 80 HP
Splitter Gearbox HP: 80 HP
Shipping Weight: 3747 lbs.
Overall Width: 20 Ft. 2 In.
Operating Tongue Weight: 489 lbs.
Mower Deck Gearbox HP: 50 HP
Maximum Overall Length:
16 Ft. 3 In.
Mainframe Construction:
4 In. Double Round Tubing
Input Driveline:
Category VI Constant Velocity
with Slip Clutch
Hitch:
Category I or Category II Drawbar
Hitch Adjustment: 4 Position
Ground Pressure: 8.7 lbs. PSI
Gearbox Ratio: 1:3:09 (Spiral Gears)
Driveline: Category III
Drive Type: Gearbox over V-belts (2)

Deck Thickness: 8 Gauge Steel Plate
Deck Overlap:
6 In. (Adjustable to 9 In.)
Deck Lift Cylinders:
2-1/2 In. x 10 In. Single Acting
Cutting Height Range: 1 In. to 5 In.
Cutting Height Adjustment:
Spacer On Caster
Center Deck Cutting Width: 7 Ft.
Wing Deck Cutting Width: 7 Ft.
Caster Wheels:
(12) 13 In. x 6.5 In. Pneumatic
Caster Wheel Bearings:
Caged Roller Needle Bearings
Blade Tip Speed: 16,338 FPM Average
Blade Spindles: (9) Cast Iron
Blade Spindle Bearings:
Shielded Ball Bearings 2 Per Spindle
Blade Overlap: 1-1/2 In.
Blade Dimensions:
(9) 28-1/2 In. x 2-1/4 In. x 1/4 In.
Blade Composition:
Heat-Treated Alloy Steel
Belts: B-Section, Polyester/Cogged
Belt Adjustment: Single Point,
Slotted Track Adjustment - No Idlers
Assembly/Set-Up Time:
120 Minutes (Approximate)
Approximate Operating Weight: 3747 lbs.
Front Rollers Standard
Mulching Kit Available
1 Year Warranty

CODE	ATTACHMENT IDENTIFIER	DESCRIPTION	SUGGESTED LIST PRICE USD (\$)
------	--------------------------	-------------	-------------------------------------

Select One Code From Each Required Category

BASE MACHINE

0444XF	FM2120R Flex-Wing Grooming Mower with Pneumatic Tires	25,768.00
--------	---	-----------

ATTACHMENTS - ORDER AS DESIRED

9020	Hydraulic Unlock System	485.00
9030	Float Hitch	126.00
9040	Mulching Kit	1,306.00

ATTACHMENTS FOR FIELD CONVERSION

5BP0099597	Miscellaneous: Floating Hitch	126.00
------------	----------------------------------	--------

FRONTIER PRODUCTS

Cutting & Mowing

FM2120R Flex-Wing Grooming Mower with Pneumatic Tires

Continued

CODE	ATTACHMENT IDENTIFIER	DESCRIPTION	SUGGESTED LIST PRICE USD (\$)
		ATTACHMENTS FOR FIELD CONVERSION ...Continued...	
	5BP0099552	Hydraulic Unlock System	485.00
	5BP0099559	Mulching Kit	1,306.62

FRONTIER PRODUCTS

Cutting & Mowing

FM3012 Rear Discharge Flex-Wing Grooming Mower with Light Bar Equipment for Base Machine

10 ea. 10 x 4 in. Solid Rubber Gauge Wheels
2 ea. 20.5 x 8.75 in. Non-Highway Speed Rated Transport Tires
10 Gauge Reinforced Deck
Wing Float: 20 degrees up / 15 degrees down
Deck Overlap: 6 In.
Blade Overlap: 1.5 In.
Blade Spindles: (9) Cast Iron
Blade Dimensions: (9) .25 x 2.5 In.
Belts: B-Section, Kevlar
Tractor PTO Speed: 540 RPM
Overall Machine Width: 12 Ft. 7 In.
Working Machine Width: 12 Ft. 5 In.
Transport Width: 7 Ft. 9 In.
Transport Length: 10 Ft. 6 In.
Machine Weight: 1,750 lbs.
HP Requirements: 25 - 60 HP

Cutting Height from 1 In. to 4.5 In.
Blade Tip Speed: 16,200 Ft./Minute
Type: Rear Discharge
Front Antiscalping Roller: Standard (3 per deck)
Input Driveline: Gear Box over V-Belt
Input Driveline: ASAE Category III CV
Wing Driveline: ASAE Category III
Shipping Weight: 2,095 lbs.
Set-up Time: 1.25 Hrs.
1 Year Machine Warranty
3 Year Residential Gear Box Warranty

CODE	ATTACHMENT IDENTIFIER	DESCRIPTION	SUGGESTED LIST PRICE USD (\$)
------	-----------------------	-------------	-------------------------------

Select One Code From Each Required Category

BASE MACHINE

0551XF	FM3012 Rear Discharge Flex-Wing Grooming Mower with Light Bar	13,252.00
--------	---	-----------

REAR CHAIN

2000	Rear Chain Shield	In Base Price
2095	Less Rear Chain Shield	-300.00

TIRES

3000	Highway Rated Tires	In Base Price
3010	Non-Highway Rated Tires	-154.00

ATTACHMENTS - ORDER AS DESIRED

9000	Hydraulic Wing Latch Release Kit	475.00
------	----------------------------------	--------

ATTACHMENTS FOR FIELD CONVERSION

Miscellaneous:		
5WD1029535	Hydraulic Wing Latch Release Kit (FM3012)	513.00
5WD1031385	Light Bar Kit (FM10 Series and FM3012) <i>Serial Number 1XFFM10XAB0000106 and above on the FM10 Series and all FM30 Series Mowers.</i>	486.00
5WD1008038	Rear Chain Shield Kit - Rear Discharge (GM3054 & FM3012) <i>Quantity of (3) required for FM3012 as each deck requires quantity of (1).</i>	106.40

FRONTIER PRODUCTS

Cutting & Mowing

FM3012 Rear Discharge Flex-Wing Grooming Mower with Light Bar
Continued

THIS PAGE IS INTENTIONALLY LEFT BLANK

FRONTIER PRODUCTS

Cutting & Mowing

GM1048E Economy Rear Discharge Grooming Mower Equipment for Base Machine

4 Rubber Swivel Tires
11 Gauge Reinforced Deck
Spindle Shafts Greased from the
Top for Easy Service
Single Belt Drive with
Automatic Belt Idler
Rugged 30-HP Gearbox
One Piece Balanced Steel Pulleys
High Blade Speed
Floating Top Hitch
iMatch Compatible (Quick-Attach System)
Working Width: 48 In.
Overall Machine Width: 51 In.
Machine Weight: 340 lbs.
HP Requirements: 16 - 30 HP
Deck Thickness: 11 Gauge
Cutting Height from 1 In. to 4 In.

Category I Hitch
Blade Tip Speed:
13,188 Ft./Minute
Type: Rear Discharge
Front Antiscalping Roller: Optional
Mulching Kit: Optional
Rotor RPM: 3,037 RPM
Driveline: 1-3/8 In. ASAE Category II
Shipping Weight: 398 lbs.
Set-up Time: 30 Minute
1 Year Warranty

CODE	ATTACHMENT IDENTIFIER	DESCRIPTION	SUGGESTED LIST PRICE USD (\$)
------	--------------------------	-------------	-------------------------------------

Select One Code From Each Required Category

BASE MACHINE

0461XF	GM1048E Economy Rear Discharge Grooming Mower <i>iMatch kit sold separately.</i>	2,302.00
--------	---	----------

ATTACHMENTS - ORDER AS DESIRED

9000	iMatch Conversion Kit	353.00
9020	Front Anti-Scalping Roller	108.00
9030	Mulching Kit (GM1048E)	279.00

ATTACHMENTS FOR FIELD CONVERSION

Miscellaneous:		
5BP950959B	French Manual Decal (GM10E Series)	0.00
5BP001600	Front Antiscalping Roller	108.69
5BP004600	Mulching Kit (GM1048E)	279.49
5BP006750	iMatch Conversion Kit <i>Fits GM1048E, GM1060E, and GM1072E. Must also order longer 5BP0500404 driveline from parts for GM1048E or GM1060E.</i>	345.94
5BP006900	iMatch Conversion Kit (GM1048E)	353.55

FRONTIER PRODUCTS

Cutting & Mowing

GM1048E Economy Rear Discharge Grooming Mower
Continued

THIS PAGE IS INTENTIONALLY LEFT BLANK

FRONTIER PRODUCTS

Cutting & Mowing

GM1060E Economy Rear Discharge Grooming Mower Equipment for Base Machine

4 Rubber Swivel Tires
11 Gauge Reinforced Deck
Spindle Shafts Greased from the
Top for Easy Service
Single Belt Drive with
Automatic Belt Idler
Rugged 30-HP Gearbox
One Piece Balanced Steel Pulleys
High Blade Speed
Floating Top Hitch
iMatch Compatible (Quick-Attach System)
Working Width: 60 In.
Overall Machine Width: 63 In.
Machine Weight: 375 lbs.
HP Requirements: 18 - 30 HP
Deck Thickness: 11 Gauge
Cutting Height from 1 In. to 4 In.

Category I Hitch
Blade Tip Speed:
14,763 Ft./Minute
Type: Rear Discharge
Front Antiscalping Roller: Optional
Mulching Kit: Optional
Rotor RPM: 2,803 RPM
Driveline: 1-3/8 In. ASAE Category II
Shipping Weight: 470 lbs.
Set-up Time: 30 Minute
1 Year Warranty

CODE	ATTACHMENT IDENTIFIER	DESCRIPTION	SUGGESTED LIST PRICE USD (\$)
------	--------------------------	-------------	-------------------------------------

Select One Code From Each Required Category

BASE MACHINE

0462XF	GM1060E Economy Rear Discharge Grooming Mower <i>iMatch kit sold separately.</i>	2,393.00
--------	---	----------

ATTACHMENTS - ORDER AS DESIRED

9000	iMatch Conversion Kit	353.00
9020	Front Anti-Scalping Roller	108.00
9030	Mulching Kit (GM1060E)	322.00

ATTACHMENTS FOR FIELD CONVERSION

Miscellaneous:		
5BP950959B	French Manual Decal (GM10E Series)	0.00
5BP001600	Front Antiscalping Roller	108.69
5BP005600	Mulching Kit (GM1060E)	322.26
5BP006750	iMatch Conversion Kit <i>Fits GM1048E, GM1060E, and GM1072E. Must also order longer 5BP0500404 driveline from parts for GM1048E or GM1060E.</i>	345.94
5BP006800	iMatch Conversion Kit (GM1060E)	353.55

FRONTIER PRODUCTS

Cutting & Mowing

GM1060E Economy Rear Discharge Grooming Mower
Continued

THIS PAGE IS INTENTIONALLY LEFT BLANK

FRONTIER PRODUCTS

Cutting & Mowing

GM1072E Economy Rear Discharge Grooming Mower Equipment for Base Machine

4 Rubber Swivel Tires
11 Gauge Reinforced Deck
Spindle Shafts Greased from the
Top for Easy Service
Single Belt Drive with
Automatic Belt Idler
Rugged 30-HP Gearbox
One Piece Balanced Steel Pulleys
High Blade Speed
Floating Top Hitch
iMatch Compatible (Quick-Attach System)
Working Width: 72 In.
Overall Machine Width: 75 In.
Machine Weight: 440 lbs.
HP Requirements: 22 - 30 HP
Deck Thickness: 11 Gauge
Cutting Height from 1 In. to 4 In.

Category I Hitch
Blade Tip Speed:
14,566 Ft./Minute
Type: Rear Discharge
Front Antiscalping Roller: Optional
Mulching Kit: Optional
Rotor RPM: 2,278 RPM
Driveline: 1-3/8 In. ASAE Category II
Shipping Weight: 540 lbs.
Set-up Time: 30 Minute
1 Year Warranty

CODE	ATTACHMENT IDENTIFIER	DESCRIPTION	SUGGESTED LIST PRICE USD (\$)
------	--------------------------	-------------	-------------------------------------

Select One Code From Each Required Category

BASE MACHINE

0463XF	GM1072E Economy Rear Discharge Grooming Mower <i>iMatch kit sold separately.</i>	2,599.00
--------	---	----------

ATTACHMENTS - ORDER AS DESIRED

9000	iMatch Conversion Kit	346.00
9020	Front Anti-Scalping Roller	108.00
9030	Mulching Kit (GM1072E)	348.00

ATTACHMENTS FOR FIELD CONVERSION

Miscellaneous:		
5BP950959B	French Manual Decal (GM10E Series)	0.00
5BP001600	Front Antiscalping Roller	108.69
5BP006600	Mulching Kit (GM1072E)	348.83
5BP006750	iMatch Conversion Kit <i>Fits GM1048E, GM1060E, and GM1072E. Must also order longer 5BP0500404 driveline from parts for GM1048E or GM1060E.</i>	345.94
5BP006700	iMatch Conversion Kit (GM1072E)	345.94

FRONTIER PRODUCTS

Cutting & Mowing

GM1072E Economy Rear Discharge Grooming Mower
Continued

THIS PAGE IS INTENTIONALLY LEFT BLANK

FRONTIER PRODUCTS

Cutting & Mowing

GM1060R Rear Discharge Grooming Mower Equipment for Base Machine

Tractor Horsepower: 15 to 40 HP
Type: Rear Discharge
Tractor PTO Speed: 540 RPM
Shipping Weight: 743 lbs.
Mower Deck Gearbox HP: 60 HP
Hitch: Category I
Gearbox Ratio: 1:1.92
Driveline: Category III
Drive Type: Gearbox Over V-Belt
Deck Thickness: 8 Gauge Steel Plate
Cutting Width: 60 In.
Cutting Height Range: 1 In. to 5 In.
Cutting Height Adjustment:
Spacer On Caster
Caster Wheels:
(4) 10 In. x 3-1/4 In. Solid
Caster Wheel Bearings: Roller Bearings
Blade Tip Speed: 18,100 FPM
Blade Spindles: 3 Cast Iron

Blade Spindle Bearings: Tapered Roller
Blade Overlap: 1-1/2 In.
Blade Dimensions:
(3) 1/4 In. x 2-1/2 In.
Blade Composition:
Heat-Treated Alloy Steel
Belts: B Section, Aramid/Kevlar
Belt Adjustment: Spring-Loaded Idler
Assembly/Set-Up Time:
20 Minutes (Approximate)
Approximate Operating Weight: 611 lbs.
Front Roller Kit: Optional

CODE	ATTACHMENT IDENTIFIER	DESCRIPTION	SUGGESTED LIST PRICE USD (\$)
------	-----------------------	-------------	-------------------------------

Select One Code From Each Required Category

BASE MACHINE

0451XF	GM1060R Rear Discharge Grooming Mower	3,718.00
--------	---------------------------------------	----------

REAR CHAIN

2000	Rear Chain Shield	In Base Price
2095	Less Rear Chain Shield	-110.00

TIRES

3000	Pneumatic Tires	-36.00
3010	Solid Tires	In Base Price

ATTACHMENTS - ORDER AS DESIRED

9000	iMatch Conversion Kit <i>Excludes economy series.</i>	203.00
9010	Front Roller Kit <i>Contains 1 roller.</i>	91.00

ATTACHMENTS FOR FIELD CONVERSION

5WD1006417	Miscellaneous: Front Roller Kit - Contains 1 Roller (FM1012 Center Deck Only, FM1015 and FM1017 Fits all Decks, GM1060R, GM1072R and GM1084R)	101.92
5WD55348	Rear Chain Shield Kit - Rear Discharge	137.76

FRONTIER PRODUCTS

Cutting & Mowing

GM1060R Rear Discharge Grooming Mower Continued

CODE	ATTACHMENT IDENTIFIER	DESCRIPTION	SUGGESTED LIST PRICE USD (\$)
		ATTACHMENTS FOR FIELD CONVERSION ...Continued...	
	5WD1005400	iMatch Conversion Kit <i>For GM10R Series.</i>	219.24

FRONTIER PRODUCTS

Cutting & Mowing

GM1072R Rear Discharge Grooming Mower Equipment for Base Machine

Type: Rear Discharge
Tractor PTO Speed: 540 RPM
Tractor Horsepower: 20 to 40 HP
Shipping Weight: 806 lbs.
Mower Deck Gearbox HP: 60 HP
Hitch: Category I
Gearbox Ratio: 1:1.92
Driveline: Category III
Drive Type: Gearbox Over V-Belt
Deck Thickness: 8 Gauge Steel Plate
Cutting Width: 72 In.
Cutting Height Range: 1 In. to 5 In.
Cutting Height Adjustment:
Spacer On Caster
Caster Wheels:
(4) 10 In. x 3-1/4 In. Solid
Caster Wheel Bearings: Roller Bearings
Blade Tip Speed: 18,000 FPM
Blade Spindles: 3 Cast Iron

Blade Spindle Bearings: Tapered Roller
Blade Overlap: 1-1/2 In.
Blade Dimensions:
(3) 1/4 In. x 2-1/2 In.
Blade Composition:
Heat-Treated Alloy Steel
Belts: B Section, Aramid/Kevlar
Belt Adjustment: Spring-Loaded Idler
Assembly/Set-Up Time:
20 Minutes (Approximate)
Approximate Operating Weight: 678 lbs.
Front Roller Kit: Optional

CODE	ATTACHMENT IDENTIFIER	DESCRIPTION	SUGGESTED LIST PRICE USD (\$)
------	-----------------------	-------------	-------------------------------

Select One Code From Each Required Category

BASE MACHINE

0453XF	GM1072R Rear Discharge Grooming Mower	3,889.00
--------	---------------------------------------	----------

REAR CHAIN

2000	Rear Chain Shield	In Base Price
2095	Less Rear Chain Shield	-122.00

TIRES

3000	Pneumatic Tires	-36.00
3010	Solid Tires	In Base Price

ATTACHMENTS - ORDER AS DESIRED

9000	iMatch Conversion Kit <i>Excludes economy series.</i>	203.00
9010	Front Roller Kit <i>Contains 1 roller.</i>	91.00

ATTACHMENTS FOR FIELD CONVERSION

5WD1006417	Miscellaneous: Front Roller Kit - Contains 1 Roller (FM1012 Center Deck Only, FM1015 and FM1017 Fits all Decks, GM1060R, GM1072R and GM1084R)	101.92
5WD53566	Rear Chain Shield Kit - Rear Discharge	141.12

FRONTIER PRODUCTS

Cutting & Mowing

GM1072R Rear Discharge Grooming Mower
Continued

CODE	ATTACHMENT IDENTIFIER	DESCRIPTION	SUGGESTED LIST PRICE USD (\$)
		ATTACHMENTS FOR FIELD CONVERSION ...Continued...	
	5WD1005400	iMatch Conversion Kit <i>For GM10R Series.</i>	219.24

FRONTIER PRODUCTS

Cutting & Mowing

GM1084R Rear Discharge Grooming Mower Equipment for Base Machine

Type: Rear Discharge
Tractor PTO Speed: 540 RPM
Tractor Horsepower: 25 to 40 HP
Shipping Weight: 991 lbs.
Mower Deck Gearbox HP: 60 HP
Hitch: Category I
Gearbox Ratio: 1:1.92
Driveline: Category III
Drive Type: Gearbox Over V-Belt
Deck Thickness: 8 Gauge Steel Plate
Cutting Width: 84 In.
Cutting Height Range:
1 In. to 4-1/2 In.
Cutting Height Adjustment:
Spacer On Caster
Caster Wheels:
(4) 10 In. x 3-1/4 In. Solid
Caster Wheel Bearings: Roller Bearings
Blade Tip Speed: 17,900 FPM

Blade Spindles: 3 Cast Iron
Blade Spindle Bearings: Tapered Roller
Blade Overlap: 2 In.
Blade Dimensions:
(3) 5/16 In. x 2-1/2 In.
Blade Composition:
Heat-Treated Alloy Steel
Belts: B Section, Aramid/Kevlar
Belt Adjustment: Spring-Loaded Idler
Assembly/Set-Up Time:
20 Minutes (Approximate)
Approximate Operating Weight: 774 lbs.
Front Roller Kit: Optional

CODE	ATTACHMENT IDENTIFIER	DESCRIPTION	SUGGESTED LIST PRICE USD (\$)
------	-----------------------	-------------	-------------------------------

Select One Code From Each Required Category

BASE MACHINE

0455XF	GM1084R Rear Discharge Grooming Mower	4,520.00
--------	---------------------------------------	----------

REAR CHAIN

2000	Rear Chain Shield	In Base Price
2095	Less Rear Chain Shield	-146.00

TIRES

3000	Pneumatic Tires	-36.00
3010	Solid Tires	In Base Price

ATTACHMENTS - ORDER AS DESIRED

9000	iMatch Conversion Kit <i>Excludes economy series.</i>	203.00
9010	Front Roller Kit <i>Contains 1 roller.</i>	91.00

ATTACHMENTS FOR FIELD CONVERSION

5WD1006417	Miscellaneous: Front Roller Kit - Contains 1 Roller (FM1012 Center Deck Only, FM1015 and FM1017 Fits all Decks, GM1060R, GM1072R and GM1084R)	101.92
5WD52856	Rear Chain Shield Kit - Rear Discharge (GM1084)	162.00

FRONTIER PRODUCTS

Cutting & Mowing

GM1084R Rear Discharge Grooming Mower
Continued

CODE	ATTACHMENT IDENTIFIER	DESCRIPTION	SUGGESTED LIST PRICE USD (\$)
		ATTACHMENTS FOR FIELD CONVERSION ...Continued...	
	5WD1005400	iMatch Conversion Kit <i>For GM10R Series.</i>	219.24

FRONTIER PRODUCTS

Cutting & Mowing

GM1190R Rear Discharge Grooming Mower with Chain Shield Equipment for Base Machine

Type: Rear Discharge
Tractor PTO Speed: 540 RPM
Tractor Horsepower: 25 to 50 HP
Shipping Weight: 1347 lbs.
Mower Deck Gearbox HP: 50 HP
Hitch: Category I
Gearbox Ratio: 1:1.69
Driveline: Category IV
Drive Type: Gearbox Over (2) V-Belts
Deck Thickness: 7 Gauge Steel Plate
Cutting Width: 90 In.
Cutting Height Range:
1-1/2 In. to 8 In.
Cutting Height Adjustment:
Adjustable Arm
Caster Wheels:
(4) 13 In. x 5 In. Solid
Caster Wheel Bearings:
Tapered Roller Bearings
Blade Tip Speed: 15,570 FPM

Blade Spindles: 3 Cast Iron
Blade Spindle Bearings: Tapered Roller
Blade Overlap: 1-1/4 In.
Blade Dimensions:
(6) 1/4 In. x 2-1/2 In.
Blade Composition:
Heat-Treated Alloy Steel
Belts: Power Band, B Section, Kevlar
Belt Adjustment: Spring-Loaded Idler
Assembly/Set-Up Time:
45 Minutes (Approximate)
Approximate Operating Weight: 1,200 lbs.
Front Center Roller Kit: Optional

CODE	ATTACHMENT IDENTIFIER	DESCRIPTION	SUGGESTED LIST PRICE USD (\$)
------	-----------------------	-------------	-------------------------------

Select One Code From Each Required Category

BASE MACHINE

0471XF	GM1190R Rear Discharge Grooming Mower with Chain Shield	6,210.00
--------	---	----------

TIRES

3000	Pneumatic Tires	Same Price
3010	Solid Tires	In Base Price

ATTACHMENTS - ORDER AS DESIRED

9000	iMatch Conversion Kit <i>Excludes economy series.</i>	186.00
9010	Front Roller Kit <i>Contains 1 roller.</i>	129.00

ATTACHMENTS FOR FIELD CONVERSION

5WD24650	Miscellaneous: Front Roller Kit - Contains 1 Roller (GM1190) <i>Serial Number 1XFGM11XKB0000120 and below.</i>	143.36
5WD1032828	Front Roller Kit - Contains 1 Roller (GM1190) <i>Serial Number 1XFGM11XKB0000121 and above.</i>	144.48
5WD1005400	iMatch Conversion Kit <i>For GM1190R. Serial Number 1XFGM11XKB0000120 and below.</i>	219.24
5WD1032830	iMatch Conversion Kit <i>For GM1190R. Serial Number 1XFGM11XKB0000121 and above.</i>	200.88

FRONTIER PRODUCTS

Cutting & Mowing

GM1190R Rear Discharge Grooming Mower with Chain Shield

Continued

FRONTIER PRODUCTS

Cutting & Mowing

GM2060R Rear Discharge Grooming Mower with Rear Chain Shields Equipment for Base Machine

High Blade Speed
iMatch Compatible (Quick-Attach System)
4 Swivel Tires - Solid or Pneumatic
Spindle Shafts Greased from the
Top for Easy Service
20 to 50 HP
Type: Rear Discharge
Tractor PTO Speed: 540 RPM
Shipping Weight: 609 lbs.
Mower Deck Gearbox HP: 50 HP
Hitch: Category I
Gearbox Ratio: 1:3:09 (Spiral Gears)
Driveline:
1-3/8 In. ASAE Category III
Drive Type: Gear Box over V/Belt
Deck Thickness:
8 Gauge Reinforced Deck
Cutting Width: 60 In.
Cutting Height Range: 1 In. to 5 In.
Cutting Height Adjustment:
Spacer On Caster
Caster Wheels:
(4) 10 In. x 3.2 In. Solid or
11 In. x 4 In. (4 Ply, with
Tubes) Pneumatic
Caster Wheel Bearings:

Caged Roller Needle Bearings
Blade Tip Speed: 16,929 FPM
Blade Spindles: 3 Cast Iron
Blade Spindle Bearings:
Shielded Ball Bearings (2) Per Spindle
Blade Composition:
Heat-Treated Alloy Steel
Blade Overlap: 1-1/8 In.
Blade Dimensions:
(3) 20-3/16 In. x 2 In. x 1/4 In.
Belts: B-Section, Polyester/Cogged
Belt Adjustment: Single Point,
Slotted Track Adjustment - No Idlers
Front Roller Kit: Optional
Assembly/Set-Up Time:
30 Minutes (Approximate)
Approximate Operating Weight: 550 lbs.
Mulching Kit Available
1 Year Warranty

CODE	ATTACHMENT IDENTIFIER	DESCRIPTION	SUGGESTED LIST PRICE USD (\$)
------	-----------------------	-------------	-------------------------------

Select One Code From Each Required Category

BASE MACHINE

0481XF	GM2060R Rear Discharge Grooming Mower with Rear Chain Shields <i>iMatch kit sold separately.</i>	3,176.00
--------	---	----------

TIRES

1000	Solid Gauge Wheel Tires	In Base Price
1010	Pneumatic Gauge Wheel Tires	65.00

ATTACHMENTS - ORDER AS DESIRED

9000	Front Anti-Scalping Roller	122.00
9010	I-Match Conversion Kit	316.00
9020	Mulching Kit (GM2060)	322.00

ATTACHMENTS FOR FIELD CONVERSION

5BP0099915	Miscellaneous: Front Antiscalping Roller	122.42
5BP045700	Mulching Kit (GM2060)	322.26
5BP002800	iMatch Conversion Kit	316.28

FRONTIER PRODUCTS

Cutting & Mowing

GM2060R Rear Discharge Grooming Mower with Rear Chain Shields

Continued

FRONTIER PRODUCTS

Cutting & Mowing

GM2072R Rear Discharge Grooming Mower with Rear Chain Shields Equipment for Base Machine

Spindle Shafts Greased from the
Top for Easy Service
iMatch Compatible (Quick-Attach System)
4 Swivel Tires - Solid or Pneumatic
Type: Rear Discharge
Tractor PTO Speed: 540 RPM
Tractor Horsepower: 20 to 50 HP
Shipping Weight: 676 lbs.
Mower Deck Gearbox HP: 50 HP
Hitch: Category I
Gearbox Ratio: 1:3:09 (Spiral Gears)
Driveline: Category III
Drive Type: Gearbox Over V-Belt
Deck Thickness: 8 Gauge Steel Plate
Cutting Width: 72 In.
Cutting Height Range: 1 In. to 5 In.
Cutting Height Adjustment:
Spacer on Caster
Caster Wheels:
(4) 10 In. x 3.2 In. Solid or
11 In. x 4 In. (4 Ply, with
Tubes) Pneumatic
Caster Wheel Bearings:
Caged Roller Needle Bearings

Blade Tip Speed: 16,732 FPM
Blade Spindles: 3 Cast Iron
Blade Spindle Bearings:
Shielded Ball Bearings (2) Per Spindle
Blade Composition:
Heat-Treated Alloy Steel
Blade Overlap: 1-1/8 In.
Blade Dimensions:
(3) 24-1/2 In. x 2-1/4 In. x 1/4 In.
Belts: B-Section, Polyester/Cogged
Belt Adjustment: Single Point,
Slotted Track Adjustment - No Idlers
Front Roller Kit: Optional
Assembly/Set-Up Time:
30 Minutes (Approximate)
Approximate Operating Weight: 600 lbs.
Mulching Kit Available
1 Year Warranty

CODE	ATTACHMENT IDENTIFIER	DESCRIPTION	SUGGESTED LIST PRICE USD (\$)
------	--------------------------	-------------	-------------------------------------

Select One Code From Each Required Category

BASE MACHINE

0482XF	GM2072R Rear Discharge Grooming Mower with Rear Chain Shields <i>iMatch kit sold separately.</i>	3,431.00
--------	---	----------

TIRES

1000	Solid Gauge Wheel Tires	In Base Price
1010	Pneumatic Gauge Wheel Tires	65.00

ATTACHMENTS - ORDER AS DESIRED

9000	Front Anti-Scalping Roller	122.00
9010	I-Match Conversion Kit	316.00
9020	Mulching Kit (GM2072)	373.00

ATTACHMENTS FOR FIELD CONVERSION

	Miscellaneous:	
5BP0099915	Front Antiscalping Roller	122.42
5BP046700	Mulching Kit (GM2072)	373.32
5BP002800	iMatch Conversion Kit	316.28

FRONTIER PRODUCTS

Cutting & Mowing

GM2072R Rear Discharge Grooming Mower with Rear Chain Shields
Continued

THIS PAGE IS INTENTIONALLY LEFT BLANK

FRONTIER PRODUCTS

Cutting & Mowing

GM2084R Rear Discharge Grooming Mower with Rear Chain Shields and Front Antiscalping Roller Equipment for Base Machine

Three High-Suction Blades Standard
iMatch Compatible (Quick-Attach System)
4 Swivel Tires - Solid or Pneumatic
Spindle Shafts Greased from the
Top for Easy Service
Type: Rear Discharge
Tractor PTO Speed: 540 RPM
Tractor Horsepower: 25 to 50 HP
Shipping Weight: 769 lbs.
Mower Deck HP: 50 HP
Hitch: Category I
Gearbox Ratio: 1:3:09 (Spiral Gears)
Driveline:
1-3/8 In. ASAE Category III
Drive Type: Gearbox Over V/Belt
Deck Thickness:
8 Gauge Reinforced Deck
Cutting Width: 84 In.
Cutting Height Range: 1 In. to 5 In.
Cutting Height Adjustment:
Spacer On Caster
Caster Wheels:
(4) 10 In. x 3.2 In. Solid or
11 In. x 4 In. (4 Ply, with
Tubes) Pneumatic
Caster Wheel Bearings:

Caged Roller Needle Bearings
Blade Tip Speed: 16,338 FPM
Blade Spindles: 3 Cast Iron
Blade Spindle Bearings:
Shielded Ball Bearings (2) Per Spindle
Blade Composition:
Heat-Treated Alloy Steel
Blade Overlap: 1-1/2 In.
Blade Dimensions:
(3) 28-1/2 In. x 2-1/4 In.
Belts: B-Section, Polyester/Cogged
Belt Adjustment: Single Point,
Slotted Track Adjustment - No Idlers
Front Roller Kit: Standard
Assembly/Set-Up Time:
30 Minutes (Approximate)
Approximate Operating Weight: 690 lbs.
Mulching Kit Available
1 Year Warranty

CODE	ATTACHMENT IDENTIFIER	DESCRIPTION	SUGGESTED LIST PRICE USD (\$)
------	-----------------------	-------------	-------------------------------

Select One Code From Each Required Category

BASE MACHINE

0483XF	GM2084R Rear Discharge Grooming Mower with Rear Chain Shields and Front Antiscalping Roller <i>iMatch kit sold separately.</i>	4,055.00
--------	---	----------

TIRES

1000	Solid Gauge Wheel Tires	In Base Price
1010	Pneumatic Gauge Wheel Tires	65.00

ATTACHMENTS - ORDER AS DESIRED

9010	I-Match Conversion Kit	316.00
9020	Mulching Kit (GM2084)	435.00

ATTACHMENTS FOR FIELD CONVERSION

5BP047700	Miscellaneous: Mulching Kit (GM2084)	435.65
5BP002800	iMatch Conversion Kit	316.28

FRONTIER PRODUCTS

Cutting & Mowing

**GM2084R Rear Discharge Grooming Mower with Rear Chain Shields and Front
Antiscalping Roller**

Continued

THIS PAGE IS INTENTIONALLY LEFT BLANK

FRONTIER PRODUCTS

Cutting & Mowing

GM2190R Rear Discharge Grooming Mower with Rear Chain Shields and Front Antiscalping Roller Equipment for Base Machine

Free Swinging Kick Back Blades
Double Belt Drive with No Idler
One Piece Balanced Steel Pulleys
iMatch Compatible (Quick-Attach System)
4 Swivel Tires - Solid or Pneumatic
Type: Rear Discharge
Tractor PTO Speed: 540 RPM
Tractor Horsepower: 30 to 70 HP
Shipping Weight: 1198 lbs.
Mower Deck Gearbox HP: 70 HP
Hitch: Category I
Gearbox Ratio: 1:2:08
Driveline:
1-3/8 In. ASAE Category II
Drive Type: Gearbox Over V/Belt
Deck Thickness:
8 Gauge Reinforced Deck
Cutting Width: 90 In.
Cutting Height Range:
From 1.3 In. to 5.3 In.
Cutting Height Adjustment:
Spacer On Caster
Caster Wheels:
(4) 12 In. x 4 In. Solid or
13 In. x 6.5 In. (4 Ply, with
Tubes) Air

Caster Wheel Bearings:
Caged Roller Needle Bearings
Blade Tip Speed: 14,106 FPM
Blade Spindles: (3) Cast Iron
Blade Spindle Bearings:
Shielded Ball Bearings (2) Per Spindle
Blade Composition:
Heat-Treated Alloy Steel
Blade Overlap: 1-3/8 In.
Blade Dimensions:
(6) 13 In. x 2-3/4 In. x 1/4 In.
Belts: 5VX, Polyester/Cogged
Belt Adjustment: Single Point,
Slotted Track Adjustment - No Idlers
Assembly/Set-Up Time:
30 Minutes (Approximate)
Approximate Operating Weight: 1102 lbs.
Front Center Roller Kit: Standard
1 Year Warranty

CODE	ATTACHMENT IDENTIFIER	DESCRIPTION	SUGGESTED LIST PRICE USD (\$)
------	-----------------------	-------------	-------------------------------

Select One Code From Each Required Category

BASE MACHINE

0492XF	GM2190R Rear Discharge Grooming Mower with Rear Chain Shields and Front Antiscalping Roller <i>iMatch kit sold separately.</i>	6,109.00
--------	---	----------

TIRES

1000	Solid Gauge Wheel Tires	In Base Price
1010	Pneumatic Gauge Wheel Tires	151.00

ATTACHMENTS - ORDER AS DESIRED

9010	I-Match Conversion Kit	316.00
------	------------------------	--------

ATTACHMENTS FOR FIELD CONVERSION

5BP002800	Miscellaneous: iMatch Conversion Kit	316.28
-----------	--	--------

FRONTIER PRODUCTS

Cutting & Mowing

**GM2190R Rear Discharge Grooming Mower with Rear Chain Shields and Front
Antiscalping Roller**

Continued

THIS PAGE IS INTENTIONALLY LEFT BLANK

FRONTIER PRODUCTS

Cutting & Mowing

GM2109R Rear Discharge Grooming Mower with Rear Chain Shields and Front Antiscalping Roller Equipment for Base Machine

Free Swinging Kick Back Blades
Double Belt Drive with No Idler
One Piece Balanced Steel Pulleys
iMatch Compatible (Quick-Attach System)
4 Swivel Tires - Solid or Pneumatic
Type: Rear Discharge
Tractor PTO Speed: 540 RPM
Tractor Horsepower: 30 to 70 HP
Shipping Weight: 1608 lbs.
Mower Deck Gearbox HP: 70 HP
Hitch: Category I
Gearbox Ratio: 1:2:08
Driveline:
1-3/8 In. ASAE Category IIII
Drive Type: Gearbox Over V/Belt
Deck Thickness:
8 Gauge Reinforced Deck
Cutting Width: 110 In.
Cutting Height Range:
From 1.3 In. to 5.3 In.
Cutting Height Adjustment:
Spacer On Caster
Caster Wheels:
(4) 12 In. x 4 In. Solid or
13 In. x 6.5 In. (4 Ply, with
Tubes) Air

Caster Wheel Bearings:
Caged Roller Needle Bearings
Blade Tip Speed: 14,954 FPM
Blade Spindles: (3) Cast Iron
Blade Spindle Bearings:
Shielded Ball Bearings (2) Per Spindle
Blade Composition:
Heat-Treated Alloy Steel
Blade Overlap: 1-1/8 In.
Blade Dimensions:
(6) 15-7/8 In. x 2-3/4 In. x 1/4 In.
Belts: 5VX, Polyester/Cogged
Belt Adjustment: Single Point,
Slotted Track Adjustment - No Idlers
Assembly/Set-Up Time:
30 Minutes (Approximate)
Approximate Operating Weight: 1490 lbs.
Front Center Roller Kit: Standard
1 Year Warranty

CODE	ATTACHMENT IDENTIFIER	DESCRIPTION	SUGGESTED LIST PRICE USD (\$)
------	-----------------------	-------------	-------------------------------

Select One Code From Each Required Category

BASE MACHINE

0491XF	GM2109R Rear Discharge Grooming Mower with Rear Chain Shields and Front Antiscalping Roller <i>iMatch kit sold separately.</i>	7,140.00
--------	---	----------

TIRES

1000	Solid Gauge Wheel Tires	In Base Price
1010	Pneumatic Gauge Wheel Tires	151.00

ATTACHMENTS - ORDER AS DESIRED

9010	I-Match Conversion Kit	316.00
------	------------------------	--------

ATTACHMENTS FOR FIELD CONVERSION

5BP002800	Miscellaneous: iMatch Conversion Kit	316.28
-----------	--	--------

FRONTIER PRODUCTS

Cutting & Mowing

**GM2109R Rear Discharge Grooming Mower with Rear Chain Shields and Front
Antiscalping Roller**

Continued

THIS PAGE IS INTENTIONALLY LEFT BLANK

FRONTIER PRODUCTS

Cutting & Mowing

GM3054 Rear Discharge Economy Grooming Mower Equipment for Base Machine

Tractor Horsepower: 15 to 25 HP
 Type: Rear Discharge
 Tractor PTO Speed: 540 RPM
 Shipping Weight: 478 lbs.
 Mower Deck Gearbox HP: 25 HP
 Hitch: Limited Category I
 Gearbox Ratio: 1:2.5
 Driveline: Category III
 Drive Type: Gearbox Over V-Belt
 Deck Thickness: 10 Gauge Steel Plate
 Cutting Width: 54 In.
 Cutting Height Range: 1 In. to 4.5 In.
 Cutting Height Adjustment:
 Spacer On Caster
 Caster Wheels:
 (4) 10 In. x 3-1/4 In. Solid
 Caster Wheel Bearings: Roller Bearings
 Blade Tip Speed: 16,200 FPM

Blade Spindles: 3 Cast Iron
 Blade Spindle Bearings: Ball Bearings
 Blade Overlap: 1 In.
 Blade Dimensions:
 (3) 1/4 In. x 2-1/2 In.
 Blade Composition:
 Heat-Treated Alloy Steel
 Belts: B Section, Aramid/Kevlar
 Belt Adjustment: Spring-Loaded Idler
 Assembly/Set-Up Time:
 15 Minutes (Approximate)
 Front Roller Kit: Optional

CODE	ATTACHMENT IDENTIFIER	DESCRIPTION	SUGGESTED LIST PRICE USD (\$)
------	-----------------------	-------------	-------------------------------

Select One Code From Each Required Category

BASE MACHINE

0531XF	GM3054 Rear Discharge Economy Grooming Mower	2,678.00
--------	--	----------

REAR CHAIN

2000	Rear Chain Shield	In Base Price
2095	Less Rear Chain Shield	-94.00

TIRES

3000	Pneumatic Tires	-58.00
3010	Solid Tires	In Base Price

ATTACHMENTS - ORDER AS DESIRED

9010	Front Roller Kit <i>Contains 1 roller.</i>	78.00
------	---	-------

ATTACHMENTS FOR FIELD CONVERSION

Miscellaneous:		
5WD1008035	Front Roller Kit - Contains 1 Roller (GM30 Series)	87.36
5WD1008038	Rear Chain Shield Kit - Rear Discharge (GM3054 & FM3012)	106.40

FRONTIER PRODUCTS

Cutting & Mowing

GM3054 Rear Discharge Economy Grooming Mower
Continued

THIS PAGE IS INTENTIONALLY LEFT BLANK

FRONTIER PRODUCTS

Cutting & Mowing

GM3060 Rear Discharge Economy Grooming Mower Equipment for Base Machine

Tractor Horsepower: 15 to 35 HP
Type: Rear Discharge
Tractor PTO Speed: 540 RPM
Shipping Weight: 589 lbs.
Mower Deck Gearbox HP: 35 HP
Hitch: Category I
Gearbox Ratio: 1:1.92
Driveline: Category III
Drive Type: Gearbox Over V-Belt
Deck Thickness: 8 Gauge Steel Plate
Cutting Width: 60 In.
Cutting Height Range: 1 In. to 4.5 In.
Cutting Height Adjustment:
Spacer On Caster
Caster Wheels:
(4) 10 In. x 3-1/4 In. Solid
Caster Wheel Bearings: Roller Bearings
Blade Tip Speed: 18,030 FPM
Blade Spindles: 3 Cast Iron

Blade Spindle Bearings: Ball Bearings
Blade Overlap: 1-1/2 In.
Blade Dimensions:
(3) 1/4 In. x 2-1/2 In.
Blade Composition:
Heat-Treated Alloy Steel
Belts: B Section, Aramid/Kevlar
Belt Adjustment: Spring-Loaded Idler
Assembly/Set-Up Time:
15 Minutes (Approximate)
Approximate Operating Weight: 503 lbs.
Front Roller Kit: Optional

CODE	ATTACHMENT IDENTIFIER	DESCRIPTION	SUGGESTED LIST PRICE USD (\$)
------	-----------------------	-------------	-------------------------------

Select One Code From Each Required Category

BASE MACHINE

0532XF	GM3060 Rear Discharge Economy Grooming Mower	2,831.00
--------	--	----------

REAR CHAIN

2000	Rear Chain Shield	In Base Price
2095	Less Rear Chain Shield	-105.00

TIRES

3000	Pneumatic Tires	-58.00
3010	Solid Tires	In Base Price

ATTACHMENTS - ORDER AS DESIRED

9000	iMatch Conversion Kit <i>Excludes economy series.</i>	203.00
9010	Front Roller Kit <i>Contains 1 roller.</i>	78.00

ATTACHMENTS FOR FIELD CONVERSION

5WD1008035	Miscellaneous: Front Roller Kit - Contains 1 Roller (GM30 Series)	87.36
5WD55348	Rear Chain Shield Kit - Rear Discharge	137.76
5WD1005400	iMatch Conversion Kit <i>For GM3060 and GM3072.</i>	219.24

FRONTIER PRODUCTS

Cutting & Mowing

GM3060 Rear Discharge Economy Grooming Mower

Continued

FRONTIER PRODUCTS

Cutting & Mowing

GM3072 Rear Discharge Economy Grooming Mower Equipment for Base Machine

Tractor Horsepower: 20 to 35 HP
Type: Rear Discharge
Tractor PTO Speed: 540 RPM
Shipping Weight: 689 lbs.
Mower Deck Gearbox HP: 35 HP
Hitch: Category I
Gearbox Ratio: 1:1.92
Driveline: Category III
Drive Type: Gearbox Over V-Belt
Deck Thickness: 8 Gauge Steel Plate
Cutting Width: 72 In.
Cutting Height Range: 1 In. to 4.5 In.
Cutting Height Adjustment:
Spacer On Caster
Caster Wheels:
(4) 10 In. x 3-1/4 In. Solid
Caster Wheel Bearings: Roller Bearings
Blade Tip Speed: 18,000 FPM
Blade Spindles: 3 Cast Iron

Blade Spindle Bearings: Ball Bearings
Blade Overlap: 1 1/2 In.
Blade Dimensions:
(3) 1/4 In. x 2-1/2 In.
Blade Composition:
Heat-Treated Alloy Steel
Belts: B Section, Aramid/Kevlar
Belt Adjustment: Spring-Loaded Idler
Assembly/Set-Up Time:
15 Minutes (Approximate)
Approximate Operating Weight: 603 lbs.
Front Roller Kit: Optional

CODE	ATTACHMENT IDENTIFIER	DESCRIPTION	SUGGESTED LIST PRICE USD (\$)
------	-----------------------	-------------	-------------------------------

Select One Code From Each Required Category

BASE MACHINE

0533XF	GM3072 Rear Discharge Economy Grooming Mower	3,065.00
--------	--	----------

REAR CHAIN

2000	Rear Chain Shield	In Base Price
2095	Less Rear Chain Shield	-122.00

TIRES

3000	Pneumatic Tires	-58.00
3010	Solid Tires	In Base Price

ATTACHMENTS - ORDER AS DESIRED

9000	iMatch Conversion Kit <i>Excludes economy series.</i>	203.00
9010	Front Roller Kit <i>Contains 1 roller.</i>	78.00

ATTACHMENTS FOR FIELD CONVERSION

5WD1008035	Miscellaneous: Front Roller Kit - Contains 1 Roller (GM30 Series)	87.36
5WD53566	Rear Chain Shield Kit - Rear Discharge	141.12
5WD1005400	iMatch Conversion Kit <i>For GM3060 and GM3072.</i>	219.24

FRONTIER PRODUCTS

Cutting & Mowing

GM3072 Rear Discharge Economy Grooming Mower

Continued

FRONTIER PRODUCTS

Golf Equipment

BG1000 - Manual Bedknife Grinder - Stationary Grind Motor Equipment for Base Machine

Power:

115 Volt AC, 50 or 60 Hz 15 Amp Circuit

Grind Motor:

1/2 HP Totally Enclosed

3450 rpm

White Vitrified Grinding Wheel

Manual Dressing Brick

Steel Fabricated Frame with Tool Tray

Carriage Includes Supports with Centers

Precision Ground, Hard-Chromed, 1.75" Diameter

Steel Rails for Smooth Bed Knife Carriage Travel

Rails are Rotatable for Longer Life

Machine Dimensions:

Depth = 24"

Width = 84"

Height = 62"

Weight = 310 lbs

Setup Time = 2 Hrs

CODE	ATTACHMENT IDENTIFIER	DESCRIPTION	SUGGESTED LIST PRICE USD (\$)
------	--------------------------	-------------	-------------------------------------

Select One Code From Each Required Category

BASE MACHINE

1701XF	BG1000 - Manual Bedknife Grinder - Stationary Grind Motor	5,465.00
--------	---	----------

FRONTIER PRODUCTS

Golf Equipment

BG1000 - Manual Bedknife Grinder - Stationary Grind Motor
Continued

THIS PAGE IS INTENTIONALLY LEFT BLANK

FRONTIER PRODUCTS

Golf Equipment

BG1500 - Semi-Automatic Bedknife Grinder - Automatic Travel, Manual Infeed Equipment for Base Machine

Power:	Flood Coolant System
115 Volt AC, 50 or 60 Hz 15 Amp Circuit	Machine Dimensions:
Grind Motor:	Depth = 32"
3/4 HP Totally Enclosed	Width = 61"
3450 rpm	Height = 58"
Grinding Wheel:	Weight = 730 lbs
Borzon 6" OD X 1-1/4" ID X 2" Thick X 1/2" face	Setup Time = 1 Hr
Grinding Carriage Mounted Diamond Dresser	
Partially Enclosed Cabinet	
Carriage Moves on Precision Ground Round Rails	
Magnetic Mount for Bedknife	
Travel, Automatic Variable Speed	
Adjustable Carriage Travel Lengths	

CODE	ATTACHMENT IDENTIFIER	DESCRIPTION	SUGGESTED LIST PRICE USD (\$)
------	--------------------------	-------------	-------------------------------------

Select One Code From Each Required Category

BASE MACHINE

1711XF	BG1500 - Semi-Automatic Bedknife Grinder - Automatic Travel, Manual Infeed	15,680.00
--------	--	-----------

FRONTIER PRODUCTS

Golf Equipment

BG1500 - Semi-Automatic Bedknife Grinder - Automatic Travel, Manual Infeed
Continued

THIS PAGE IS INTENTIONALLY LEFT BLANK

FRONTIER PRODUCTS

Golf Equipment

RG5000 - Manual Spin and Relief Reel Grinder Equipment for Base Machine

Power:
115 Volt AC, 50 or 60 Hz 15 Amp Circuit
Grind Motor:
1 HP Totally Enclosed
3450 rpm
Spin Motor:
1/5 HP DC variable speed
50-350 rpm
Travel Motor:
1/20 HP DC variable speed
0-34 rpm
Spin Grinding Wheel:
Resinoid 6" OD X 1/2" ID X 1" Face
Relief Grinding Wheel:
Resinoid 6" OD X 1/2" ID X 3/8" Face
Manual Dressing Brick
Auto-Index Relief Assembly

Magnetic Mount for Bedknife
Steel Fabricated Frame
Dial Indicator Alignment Gauge
Grinding Carriage Travels on
Precision Ground Round Rails
Machine Dimensions:
Depth = 42"
Width = 67"
Height = 83"
Weight = 790 lbs
Setup Time = 2 Hrs

CODE	ATTACHMENT IDENTIFIER	DESCRIPTION	SUGGESTED LIST PRICE USD (\$)
------	-----------------------	-------------	-------------------------------

Select One Code From Each Required Category

BASE MACHINE

1721XF	RG5000 - Manual Spin and Relief Reel Grinder	16,735.00
--------	--	-----------

ATTACHMENTS - ORDER AS DESIRED

9523	RG5000 Pull Gang Mounting Kit	530.00
9524	RG5000 Walking Greens Mower Kit	130.00

ATTACHMENTS FOR FIELD CONVERSION

	Miscellaneous:	
5NT18574	RG5000 Pull Gang Mounting Kit	572.40
5NT6000550	RG5000 Walking Greens Mower Kit	145.60

FRONTIER PRODUCTS

Golf Equipment

RG5000 - Manual Spin and Relief Reel Grinder
Continued

THIS PAGE IS INTENTIONALLY LEFT BLANK

FRONTIER PRODUCTS

Golf Equipment

RG5500 - Semi-Automatic Spin and Relief Reel Grinder Equipment for Base Machine

Power:
115 Volt AC, 50 or 60 Hz 20 Amp Circuit
Grind Motor:
1 HP Totally Enclosed
3450 rpm
Spin Motor:
1/5 HP DC variable speed
0-350 rpm
Travel Motor:
1/20 HP DC variable speed
0-34 rpm
Spin Grinding Wheel:
Resinoid 6" OD X 1/2" ID X 1" Face
Relief Grinding Wheel:
Resinoid 6" OD X 1/2" ID X 3/8" Face
Manual Diamond Dresser
Digital Indicator Alignment System
Multi-Position Brackets
Front Roller Mounts
Wheel Wrench

Steel Fabricated Frame
Grinding Wheel Hubs Travel on a
Precision Ground Alloy Steel Drive Shaft
Travel Length and Speed are Adjustable
Quick and Easy Setup with Table Top Style
Auto-Index Relief Grinding is Adjustable
to Factory Recommendations
Patented Auto Index System Assures Quick Set Up
Machine Dimensions:
Depth = 45"
Width = 71"
Height = 70"
Weight = 1200 lbs
Setup Time = 1 Hr

CODE	ATTACHMENT IDENTIFIER	DESCRIPTION	SUGGESTED LIST PRICE USD (\$)
------	-----------------------	-------------	-------------------------------

Select One Code From Each Required Category

BASE MACHINE

1731XF	RG5500 - Semi-Automatic Spin and Relief Reel Grinder	26,825.00
--------	--	-----------

REEL LIFT OPTIONS

2095	No Lift	In Base Price
2010	Boom & Manual Hoist	1,315.00
2020	Boom & Electric Winch	2,550.00
2030	Platform Lift System - 115 VAC	5,295.00

ATTACHMENTS - ORDER AS DESIRED

9520	RG5500 Boom & Manual Hoist	1,315.00
9521	RG5500 Boom & Electric Winch	2,550.00
9522	RG5500 Platform Lift System - 115 VAC	5,295.00

ATTACHMENTS FOR FIELD CONVERSION

Miscellaneous:		
5NT16210901	RG5500 Boom & Electric Winch	2,754.00
5NT16210902	RG5500 Boom & Electric Winch (French)	2,754.00
5NT16200901	RG5500 Boom & Manual Hoist	1,420.20
5NT16200902	RG5500 Boom & Manual Hoist (French)	1,420.20

FRONTIER PRODUCTS

Golf Equipment

RG5500 - Semi-Automatic Spin and Relief Reel Grinder

Continued

CODE	ATTACHMENT IDENTIFIER	DESCRIPTION	SUGGESTED LIST PRICE USD (\$)
		ATTACHMENTS FOR FIELD CONVERSION ...Continued...	
	5NT16220901	RG5500 Platform Lift System - 115 VAC	5,718.60
	5NT16220902	RG5500 Platform Lift System - 115 VAC (French)	5,718.60

FRONTIER PRODUCTS

Golf Equipment

RG5000 - Manual Spin and Relief Reel Grinder - Unpublished

CODE	ATTACHMENT IDENTIFIER	DESCRIPTION	SUGGESTED LIST PRICE USD (\$)
------	--------------------------	-------------	-------------------------------------

FRONTIER PRODUCTS

Golf Equipment

RG5000 - Manual Spin and Relief Reel Grinder - Unpublished
Continued

THIS PAGE IS INTENTIONALLY LEFT BLANK

FRONTIER PRODUCTS

Golf Equipment

BG1000 - Manual Bedknife Grinder - Stationary Grind Motor - Quebec

Equipment for Base Machine

Power:

115 Volt AC, 50 or 60 Hz 15 Amp Circuit

Grind Motor:

1/2 HP Totally Enclosed

3450 rpm

White Vitrified Grinding Wheel

Manual Dressing Brick

Steel Fabricated Frame with Tool Tray

Carriage Includes Supports with Centers

Precision Ground, Hard-Chromed, 1.75" Diameter

Steel Rails for Smooth Bed Knife Carriage Travel

Rails are Rotatable for Longer Life

Machine Dimensions:

Depth = 24"

Width = 84"

Height = 62"

Weight = 310 lbs

Setup Time = 2 Hrs

CODE	ATTACHMENT IDENTIFIER	DESCRIPTION	SUGGESTED LIST PRICE USD (\$)
------	--------------------------	-------------	-------------------------------------

Select One Code From Each Required Category

BASE MACHINE

170AXF	BG1000 - Manual Bedknife Grinder - Stationary Grind Motor - Quebec	5,465.00
--------	--	----------

FRONTIER PRODUCTS

Golf Equipment

BG1000 - Manual Bedknife Grinder - Stationary Grind Motor - Quebec
Continued

THIS PAGE IS INTENTIONALLY LEFT BLANK

FRONTIER PRODUCTS

Golf Equipment

BG1500 - Semi-Automatic Bedknife Grinder - Automatic Travel, Manual Infeed - Quebec Equipment for Base Machine

Power:	Flood Coolant System
115 Volt AC, 50 or 60 Hz 15 Amp Circuit	Machine Dimensions:
Grind Motor:	Depth = 32"
3/4 HP Totally Enclosed	Width = 61"
3450 rpm	Height = 58"
Grinding Wheel:	Weight = 730 lbs
Borzon 6" OD X 1-1/4" ID X 2" Thick X 1/2" face	Setup Time = 1 Hr
Grinding Carriage Mounted Diamond Dresser	
Partially Enclosed Cabinet	
Carriage Moves on Precision Ground Round Rails	
Magnetic Mount for Bedknife	
Travel, Automatic Variable Speed	
Adjustable Carriage Travel Lengths	

CODE	ATTACHMENT IDENTIFIER	DESCRIPTION	SUGGESTED LIST PRICE USD (\$)
------	--------------------------	-------------	-------------------------------------

Select One Code From Each Required Category

BASE MACHINE

171AXF	BG1500 - Semi-Automatic Bedknife Grinder - Automatic Travel, Manual Infeed - Quebec	15,680.00
--------	---	-----------

FRONTIER PRODUCTS

Golf Equipment

BG1500 - Semi-Automatic Bedknife Grinder - Automatic Travel, Manual Infeed - Quebec
Continued

THIS PAGE IS INTENTIONALLY LEFT BLANK

FRONTIER PRODUCTS

Golf Equipment

RG5000 - Manual Spin and Relief Reel Grinder - Quebec Equipment for Base Machine

Power:
115 Volt AC, 50 or 60 Hz 15 Amp Circuit
Grind Motor:
1 HP Totally Enclosed
3450 rpm
Spin Motor:
1/5 HP DC variable speed
50-350 rpm
Travel Motor:
1/20 HP DC variable speed
0-34 rpm
Spin Grinding Wheel:
Resinoid 6" OD X 1/2" ID X 1" Face
Relief Grinding Wheel:
Resinoid 6" OD X 1/2" ID X 3/8" Face
Manual Dressing Brick
Auto-Index Relief Assembly

Magnetic Mount for Bedknife
Steel Fabricated Frame
Dial Indicator Alignment Gauge
Grinding Carriage Travels on
Precision Ground Round Rails
Machine Dimensions:
Depth = 42"
Width = 67"
Height = 83"
Weight = 790 lbs
Setup Time = 2 Hrs

CODE	ATTACHMENT IDENTIFIER	DESCRIPTION	SUGGESTED LIST PRICE USD (\$)
------	-----------------------	-------------	-------------------------------

Select One Code From Each Required Category

BASE MACHINE

172AXF	RG5000 - Manual Spin and Relief Reel Grinder - Quebec	16,735.00
--------	---	-----------

ATTACHMENTS - ORDER AS DESIRED

9523	RG5000 Pull Gang Mounting Kit	530.00
9524	RG5000 Walking Greens Mower Kit	130.00

ATTACHMENTS FOR FIELD CONVERSION

	Miscellaneous:	
5NT18574	RG5000 Pull Gang Mounting Kit	572.40
5NT6000550	RG5000 Walking Greens Mower Kit	145.60

FRONTIER PRODUCTS

Golf Equipment

RG5000 - Manual Spin and Relief Reel Grinder - Quebec

Continued

THIS PAGE IS INTENTIONALLY LEFT BLANK

FRONTIER PRODUCTS

Golf Equipment

RG5500 - Semi-Automatic Spin and Relief Reel Grinder - Quebec Equipment for Base Machine

Power:
115 Volt AC, 50 or 60 Hz 20 Amp Circuit
Grind Motor:
1 HP Totally Enclosed
3450 rpm
Spin Motor:
1/5 HP DC variable speed
0-350 rpm
Travel Motor:
1/20 HP DC variable speed
0-34 rpm
Spin Grinding Wheel:
Resinoid 6" OD X 1/2" ID X 1" Face
Relief Grinding Wheel:
Resinoid 6" OD X 1/2" ID X 3/8" Face
Manual Diamond Dresser
Digital Indicator Alignment System
Multi-Position Brackets
Front Roller Mounts
Wheel Wrench

Steel Fabricated Frame
Grinding Wheel Hubs Travel on a
Precision Ground Alloy Steel Drive Shaft
Travel Length and Speed are Adjustable
Quick and Easy Setup with Table Top Style
Auto-Index Relief Grinding is Adjustable
to Factory Recommendations
Patented Auto Index System Assures Quick Set Up
Machine Dimensions:
Depth = 45"
Width = 71"
Height = 70"
Weight = 1200 lbs
Setup Time = 1 Hr

CODE	ATTACHMENT IDENTIFIER	DESCRIPTION	SUGGESTED LIST PRICE USD (\$)
------	-----------------------	-------------	-------------------------------

Select One Code From Each Required Category

BASE MACHINE

173AXF	RG5500 - Semi-Automatic Spin and Relief Reel Grinder - Quebec	26,825.00
--------	---	-----------

REEL LIFT OPTIONS

2095	No Lift	In Base Price
2010	Boom & Manual Hoist	1,315.00
2020	Boom & Electric Winch	2,550.00
2030	Platform Lift System - 115 VAC	5,295.00

ATTACHMENTS - ORDER AS DESIRED

9520	RG5500 Boom & Manual Hoist (French)	1,315.00
9521	RG5500 Boom & Electric Winch (French)	2,550.00
9522	RG5500 Platform Lift System - 115 VAC (French)	5,295.00

ATTACHMENTS FOR FIELD CONVERSION

Miscellaneous:		
5NT16210901	RG5500 Boom & Electric Winch	2,754.00
5NT16210902	RG5500 Boom & Electric Winch (French)	2,754.00
5NT16200901	RG5500 Boom & Manual Hoist	1,420.20
5NT16200902	RG5500 Boom & Manual Hoist (French)	1,420.20

FRONTIER PRODUCTS

Golf Equipment

RG5500 - Semi-Automatic Spin and Relief Reel Grinder - Quebec

Continued

CODE	ATTACHMENT IDENTIFIER	DESCRIPTION	SUGGESTED LIST PRICE USD (\$)
		ATTACHMENTS FOR FIELD CONVERSION ...Continued...	
	5NT16220901	RG5500 Platform Lift System - 115 VAC	5,718.60
	5NT16220902	RG5500 Platform Lift System - 115 VAC (French)	5,718.60

FRONTIER PRODUCTS

Hay & Forage

DM1140 Disc Mower Equipment for Base Machine

Hitch Type: 3-Point
Hitch Category:
Category I or II
Cutting Width: 5 Ft. 3 In.
Operation Cutting Angle:
+/- 10 Degrees

Number of Cutting Discs: 4
Number of Knives: 8
PTO Drive: 540 RPM
PTO HP Requirement: 28 HP
Average Swath Width: 3 Ft. 11 In.
Approximate Acres/Hr: 1 - 1.5
Cutterbar Lift Mechanism: Hydraulic
Outer Swath Board: Standard
Shipping Information:
2 Units/Crate 1870 lbs.

Safety Breakaway: Yes
Transport Width:
Tractor Width + Approximately 10 In.
Required Hydraulic Outlets:
1 Single Acting Valve
(Mechanical Lift Available)
iMatch Compatible: No
Warranty: 1 Year
Set-Up Time: 2 Man Hours/Unit

CODE	ATTACHMENT IDENTIFIER	DESCRIPTION	SUGGESTED LIST PRICE USD (\$)
------	--------------------------	-------------	-------------------------------------

Select One Code From Each Required Category

BASE MACHINE

0402XF	DM1140 Disc Mower <i>Order in multiples of two.</i>	7,744.00
--------	--	----------

ATTACHMENTS FOR FIELD CONVERSION

Miscellaneous:		
5KN56282310	French Operators Manual and Frontier Decals (DM1140)	50.44
5KN1086060	Heavy Duty PTO Shaft (DM1140, DM1150, DM1160)	288.36
5KN1016090	Hydraulic Lift Mechanism (DM1140)	317.52
5KN1016080	Mechanical Lift Mechanism (DM1140)	288.36

FRONTIER PRODUCTS

Hay & Forage

DM1140 Disc Mower

Continued

THIS PAGE IS INTENTIONALLY LEFT BLANK

FRONTIER PRODUCTS

Hay & Forage

DM1150 Disc Mower Equipment for Base Machine

Hitch Type: 3-Point
Hitch Category: Category I or II
Cutting Width: 6 Ft. 7 In.
Operation Cutting Angle:
 +/- 10 Degrees
Number of Cutting Discs: 5
Number of Knives: 10
PTO Drive: 540 RPM
PTO HP Requirement: 35 HP
Average Swath Width: 4 Ft. 7 In.
Approximate Acres/Hr: 1.5 - 2
Cutterbar Lift Mechanism: Hydraulic
Outer Swath Board: Standard
Shipping Information:
 2 Units/Crate 2080 lbs.

Safety Breakaway: Yes
Transport Width:
 Tractor Width + Approximately 10 In.
Required Hydraulic Outlets:
 1 Single Acting Valve
iMatch Compatible: No
Set-Up Time: 4 Man Hours/Unit
Warranty: 1 Year

CODE	ATTACHMENT IDENTIFIER	DESCRIPTION	SUGGESTED LIST PRICE USD (\$)
------	--------------------------	-------------	-------------------------------------

Select One Code From Each Required Category

BASE MACHINE

0403XF	DM1150 Disc Mower <i>Order in multiples of two.</i>	8,932.00
--------	--	----------

ATTACHMENTS FOR FIELD CONVERSION

Miscellaneous:		
5KN56282410	French Operators Manual and Frontier Decals (DM1150)	50.44
5KN1086060	Heavy Duty PTO Shaft (DM1140, DM1150, DM1160)	288.36
5KN1046050	Second Cone (DM1150) <i>Reduces swath to approximately 2 Ft. 9 In.</i>	169.56

FRONTIER PRODUCTS

Hay & Forage

DM1150 Disc Mower

Continued

THIS PAGE IS INTENTIONALLY LEFT BLANK

FRONTIER PRODUCTS

Hay & Forage

DM1160 Disc Mower Equipment for Base Machine

Hitch Type: 3-Point
Hitch Category: Category I or II
Cutting Width: 7 Ft. 10 In.
Operation Cutting Angle:
+/- 10 Degrees
Number of Cutting Discs: 6
Number of Knives: 12
PTO Drive: 540 RPM
PTO HP Requirement: 42 HP
Average Swath Width: 5 Ft. 11 In.
Approximate Acres/Hr: 2 - 2.5
Cutterbar Lift Mechanism: Hydraulic
Outer Swath Board: Standard
Shipping Information:

2 Units/Crate 2260 lbs.
Safety Breakaway: Yes
Transport Width:
Tractor Width + Approximately 10 In.
Required Hydraulic Outlets: None
iMatch Compatible: No
Set-Up Time: 4 Man Hours/Unit
Warranty: 1 Year

CODE	ATTACHMENT IDENTIFIER	DESCRIPTION	SUGGESTED LIST PRICE USD (\$)
------	--------------------------	-------------	-------------------------------------

Select One Code From Each Required Category

BASE MACHINE

0404XF	DM1160 Disc Mower <i>Order in multiples of two.</i>	9,868.00
--------	--	----------

ATTACHMENTS FOR FIELD CONVERSION

Miscellaneous:		
5KN56282510	French Operators Manual and Frontier Decals (DM1160)	50.44
5KN1086060	Heavy Duty PTO Shaft (DM1140, DM1150, DM1160)	288.36

FRONTIER PRODUCTS

Hay & Forage

DM1160 Disc Mower

Continued

THIS PAGE IS INTENTIONALLY LEFT BLANK

FRONTIER PRODUCTS

Hay & Forage

DM1270 Disc Mower Equipment for Base Machine

Hitch Type: 3-Point
Hitch Category: Category I or II
Cutting Width: 9 Ft. 2 In.
Operation Cutting Angle:
 +/- 10 Degrees
Number of Cutting Discs: 7
Number of Knives: 14
PTO Drive: 540 RPM
PTO HP Requirement: 50 HP
Average Swath Width: 7 Ft. 3 In.
Approximate Acres/Hr: 2.5 - 3
Cutterbar Lift Mechanism: Hydraulic
Outer Swath Board: Standard
Shipping Information:
 2 Units/Crate 2332 lbs.

Safety Breakaway: Yes
Transport Width:
 Tractor Width + Approximately 10 In.
Required Hydraulic Outlets:
 1 Single Acting Valve
iMatch Compatible: No
Set-Up Time: 5 Man Hours/Unit
Warranty: 1 Year

CODE	ATTACHMENT IDENTIFIER	DESCRIPTION	SUGGESTED LIST PRICE USD (\$)
------	--------------------------	-------------	-------------------------------------

Select One Code From Each Required Category

BASE MACHINE

0411XF	DM1270 Disc Mower <i>Order in multiples of two.</i>	11,257.00
--------	--	-----------

ATTACHMENTS FOR FIELD CONVERSION

	Miscellaneous:	
5KN1046070	Compensating Spring (DM1270)	290.52
5KN56282610	French Operators Manual and Frontier Decals (DM1270)	50.44

FRONTIER PRODUCTS

Hay & Forage

DM1270 Disc Mower

Continued

THIS PAGE IS INTENTIONALLY LEFT BLANK

FRONTIER PRODUCTS

Hay & Forage

DC1000 Disc Mower Caddy Equipment for Base Machine

Variable Integrated Ballasting System
Utilizes Standard John Deere Weights
and Internal Ballast
Hydraulic Lift 3-Point Hitch
Includes Cylinders, Hoses, and Tips
Adjustable Clevis Tongue
Equal Angle Category IV 540 PTO Included

11L x 15SL Ribbed Implement Tires

CODE	ATTACHMENT IDENTIFIER	DESCRIPTION	SUGGESTED LIST PRICE USD (\$)
------	--------------------------	-------------	-------------------------------------

Select One Code From Each Required Category

BASE MACHINE

0541XF	DC1000 Disc Mower Caddy <i>Assembly Required: 2 hours</i>	5,016.00
--------	--	----------

FRONTIER PRODUCTS

Hay & Forage

DC1000 Disc Mower Caddy
Continued

THIS PAGE IS INTENTIONALLY LEFT BLANK

FRONTIER PRODUCTS

Hay & Forage

TD1010E Economy Hay Tedder Equipment for Base Machine

Hitch Type: Drawbar
Number of Rotors: 2
Number of Tine Arms per Rotor: 6
Width in Working Position:
10 Ft. 4 In. (3.1 m)
Tedding Width: 10 Ft. (3 m)
Tires: 15 x 6.00-6
Transport Width:
7 Ft. 6 In. (2.3 m)
PTO with Torque Limiter:

Standard
Tractor PTO HP Requirement:
Minimum 15 HP

CODE	ATTACHMENT IDENTIFIER	DESCRIPTION	SUGGESTED LIST PRICE USD (\$)
------	--------------------------	-------------	-------------------------------------

Select One Code From Each Required Category

BASE MACHINE

0051XF	TD1010E Economy Hay Tedder <i>Order in multiples of two.</i>	3,161.00
--------	---	----------

ATTACHMENTS - ORDER AS DESIRED

9200	French Operators Manual and Frontier Decals (TD1010E)	No Charge
------	---	-----------

ATTACHMENTS FOR FIELD CONVERSION

5TNC10D0002	Miscellaneous: French Operators Manual and Decal Kit (TD1010E)	See Parts
-------------	--	-----------

FRONTIER PRODUCTS

Hay & Forage

TD1010E Economy Hay Tedder
Continued

THIS PAGE IS INTENTIONALLY LEFT BLANK

FRONTIER PRODUCTS

Hay & Forage

TD1316 Heavy Duty 4 Basket Hay Tedder Equipment for Base Machine

Hitch Type: Drawbar
 Number of Rotors: 4
 Number of Baskets: 4
 Number of Tine Arms per Rotor: 6
 Width in Working Position: 17 Ft. 8 In.
 Tedding Width: 16 Ft. 5 In.
 Tires: 15 x 6.00-6
 Transport Width: 9 Ft. 2 In.
 PTO with Torque Limiter: Standard
 PTO HP Requirement: 20 HP
 Required Hydraulic Outlets:
 1 Double Acting Valve

Reduction Gearbox for
 Night Windrows: Optional
 Anti-Wrap Deflectors: Optional
 Shipping Weight: 1005 lbs.
 Set-Up Time: 6 Man Hours/Unit
 Warranty: 1 Year

CODE	ATTACHMENT IDENTIFIER	DESCRIPTION	SUGGESTED LIST PRICE USD (\$)
------	--------------------------	-------------	-------------------------------------

Select One Code From Each Required Category

BASE MACHINE

0071XF	TD1316 Heavy Duty 4 Basket Hay Tedder	8,284.00
--------	---------------------------------------	----------

ATTACHMENTS FOR FIELD CONVERSION

	Miscellaneous:	
5KN1116310	Anti Wrap Deflector Set (TD1316)	587.52
5KNK8806521	French Operators Manual and Frontier Decals (TD1316)	55.48
5KN1116440	Reduction Gearbox (TD1316) <i>For heavy or night windrows.</i>	857.52
5KN1126530	Wheel Deflectors (TD1316)	74.52

FRONTIER PRODUCTS

Hay & Forage

TD1316 Heavy Duty 4 Basket Hay Tedder
Continued

THIS PAGE IS INTENTIONALLY LEFT BLANK

FRONTIER PRODUCTS

Hay & Forage

TD2418 Four Rotor 18 Ft. 2 In. Working Width Tedder Equipment for Base Machine

10/2 Turbo Tines are Designed for
Clean and Efficient Tedding
Radial Pin Clutch 540 RPM PTO Shaft
Fully Enclosed Oil Bath Gearboxes
Double U-Joint Arm Joints
Standard Hydraulic Lift and Tilt
SMV, and Safety Tow Chain are
Standard Equipment

1 Year Parts and Labor Warranty

CODE	ATTACHMENT IDENTIFIER	DESCRIPTION	SUGGESTED LIST PRICE USD (\$)
------	--------------------------	-------------	-------------------------------------

Select One Code From Each Required Category

BASE MACHINE

0151XF	TD2418 Four Rotor 18 Ft. 2 In. Working Width Tedder	10,393.00
--------	---	-----------

ATTACHMENTS - ORDER AS DESIRED

9200	French Operators Manual (TD2418)	No Charge
------	----------------------------------	-----------

ATTACHMENTS FOR FIELD CONVERSION

5PQ903182	Miscellaneous: French Operators Manual (TD2418)	44.80
-----------	---	-------

FRONTIER PRODUCTS

Hay & Forage

TD2418 Four Rotor 18 Ft. 2 In. Working Width Tedder
Continued

THIS PAGE IS INTENTIONALLY LEFT BLANK

FRONTIER PRODUCTS

Hay & Forage

TD2427 Six Rotor 26 Ft. 4 In. Working Width Tedder Equipment for Base Machine

10/2 Turbo Tines are Designed for
Clean and Efficient Tedding
Radial Pin Clutch 540 RPM PTO Shaft
Fully Enclosed Oil Bath Gearboxes
Double U-Joint Arm Joints
Standard Hydraulic Lift and Tilt
Transport Lights, SMV, and
Safety Tow Chain are Standard Equipment

1 Year Parts and Labor Warranty

CODE	ATTACHMENT IDENTIFIER	DESCRIPTION	SUGGESTED LIST PRICE USD (\$)
------	--------------------------	-------------	-------------------------------------

Select One Code From Each Required Category

BASE MACHINE

0152XF	TD2427 Six Rotor 26 Ft. 4 In. Working Width Tedder	21,488.00
--------	--	-----------

ATTACHMENTS - ORDER AS DESIRED

9000	Wheel Fenders (TD2427) <i>Includes two fenders for transport wheels and mounting hardware.</i>	221.00
------	---	--------

9200	French Operators Manual (TD2427)	No Charge
------	----------------------------------	-----------

ATTACHMENTS FOR FIELD CONVERSION

5PQ903183	Miscellaneous: French Operators Manual (TD2427)	44.80
5PQ740020	Wheel Fenders (TD2427) <i>Includes two fenders for transport wheels and mounting hardware.</i>	238.68

FRONTIER PRODUCTS

Hay & Forage

TD2427 Six Rotor 26 Ft. 4 In. Working Width Tedder
Continued

THIS PAGE IS INTENTIONALLY LEFT BLANK

FRONTIER PRODUCTS

Hay & Forage

WR1008 Carted Finger Wheel Rake with 8 Wheels Equipment for Base Machine

Rake Wheel Diameter:	Wing Flex: 3 Ft. Up or Down (914.4 mm)
55 In. (1397 mm)	Number of Transport Wheels: 2
Teeth Per Wheel: 40	Number of Raking Wheels: 8
Tooth Diameter:	Transport Wheels: 185/65-14
6.4 mm (0.2535 In.)	Hitch Jack: Standard
Transport Width:	Center Kicker Wheel: Optional
10 Ft. 11 In. (3.3 m)	
Transport Length:	
16 Ft. (4.9 m)	
Windrow Width Adjustment:	
48 to 72 In. (1,219.2 to 1,828.8 mm)	
Raking Width: 19 Ft. 8 In. Maximum (6 m)	
Raking Wheel Hubs: Ball Bearing	

CODE	ATTACHMENT IDENTIFIER	DESCRIPTION	SUGGESTED LIST PRICE USD (\$)
------	-----------------------	-------------	-------------------------------

Select One Code From Each Required Category

BASE MACHINE

0081XF	WR1008 Carted Finger Wheel Rake with 8 Wheels <i>Order in multiples of two.</i>	5,061.00
--------	--	----------

CENTER KICKER WHEEL

1000	Center Kicker Wheel	316.00
1010	Less Center Kicker Wheel	In Base Price

ATTACHMENTS - ORDERED AS DESIRED

9010	Wind Panels with Hardware <i>Quantity of 8.</i>	328.00
9200	French Operators Manual and Decal Kit (WR1008, WR1010 and WR1012)	No Charge

ATTACHMENTS FOR FIELD CONVERSION

Miscellaneous:		
5TN90401014	Center Kicker Wheel (WR1008, WR1010 and WR1012)	341.93
5TNC10D0001	French Operators Manual and Decal Kit (WR1008, WR1010 and WR1012)	See Parts
5TN90399247	Wind Panel with Hardware (WR10, WR21, WR22, WR23, WR41, and WR43 Series)	45.92

FRONTIER PRODUCTS

Hay & Forage

WR1008 Carted Finger Wheel Rake with 8 Wheels

Continued

THIS PAGE IS INTENTIONALLY LEFT BLANK

FRONTIER PRODUCTS

Hay & Forage

WR1010 Carted Finger Wheel Rake with 10 Wheels Equipment for Base Machine

Rake Wheel Diameter:	Wing Flex: 3 Ft. Up or Down (914.4 mm)
55 In. (1397 mm)	Number of Transport Wheels: 2
Teeth Per Wheel: 40	Number of Raking Wheels: 10
Tooth Diameter:	Transport Wheels: 185/65-14
6.4 mm (0.2535 In.)	Hitch Jack: Standard
Transport Width:	Center Kicker Wheel: Optional
10 Ft. 11 In. (3.3 m)	
Transport Length:	
17 Ft. 7 In. (5.4 m)	
Windrow Width Adjustment:	
48 to 72 In. (1,219.2 to 1,828.8 mm)	
Raking Width: 22 Ft. Maximum (6.7 m)	
Raking Wheel Hubs: Ball Bearing	

CODE	ATTACHMENT IDENTIFIER	DESCRIPTION	SUGGESTED LIST PRICE USD (\$)
------	-----------------------	-------------	-------------------------------

Select One Code From Each Required Category

BASE MACHINE

0082XF	WR1010 Carted Finger Wheel Rake with 10 Wheels <i>Order in multiples of two.</i>	5,549.00
--------	---	----------

CENTER KICKER WHEEL

1000	Center Kicker Wheel	316.00
1010	Less Center Kicker Wheel	In Base Price

ATTACHMENTS - ORDERED AS DESIRED

9010	Wind Panels with Hardware <i>Quantity of 10.</i>	410.00
9200	French Operators Manual and Decal Kit (WR1008, WR1010 and WR1012)	No Charge

ATTACHMENTS FOR FIELD CONVERSION

Miscellaneous:		
5TN90401014	Center Kicker Wheel (WR1008, WR1010 and WR1012)	341.93
5TNC10D0001	French Operators Manual and Decal Kit (WR1008, WR1010 and WR1012)	See Parts
5TN90399247	Wind Panel with Hardware (WR10, WR21, WR22, WR23, WR41, and WR43 Series)	45.92

FRONTIER PRODUCTS

Hay & Forage

WR1010 Carted Finger Wheel Rake with 10 Wheels
Continued

THIS PAGE IS INTENTIONALLY LEFT BLANK

FRONTIER PRODUCTS

Hay & Forage

WR1012 Carted Finger Wheel Rake with 12 Wheels Equipment for Base Machine

Rake Wheel Diameter:

55 In. (1397 mm)

Teeth Per Wheel: 40

Tooth Diameter:

6.4 mm (0.2535 In.)

Transport Width:

10 Ft. 11 In. (3.3 m)

Transport Length:

18 Ft. 8 In. (5.7 m)

Windrow Width Adjustment:

48 to 72 In. (1,219.2 to 1,828.8 mm)

Raking Width: 24 Ft. 4 In.

Maximum (7.4 m)

Raking Wheel Hubs: Ball Bearing

Wing Flex: 3 Ft. Up or Down (914.4 mm)

Number of Transport Wheels: 2

Number of Raking Wheels: 12

Transport Wheels: 185/65-14

Hitch Jack: Standard

Center Kicker Wheel: Optional

CODE	ATTACHMENT IDENTIFIER	DESCRIPTION	SUGGESTED LIST PRICE USD (\$)
------	-----------------------	-------------	-------------------------------

Select One Code From Each Required Category

BASE MACHINE

0083XF	WR1012 Carted Finger Wheel Rake with 12 Wheels <i>Order in multiples of two.</i>	6,489.00
--------	---	----------

CENTER KICKER WHEEL

1000	Center Kicker Wheel	316.00
1010	Less Center Kicker Wheel	In Base Price

ATTACHMENTS - ORDERED AS DESIRED

9010	Wind Panels with Hardware <i>Quantity of 12.</i>	492.00
9200	French Operators Manual and Decal Kit (WR1008, WR1010 and WR1012)	No Charge

ATTACHMENTS FOR FIELD CONVERSION

Miscellaneous:		
5TN90401014	Center Kicker Wheel (WR1008, WR1010 and WR1012)	341.93
5TNC10D0001	French Operators Manual and Decal Kit (WR1008, WR1010 and WR1012)	See Parts
5TN90399247	Wind Panel with Hardware (WR10, WR21, WR22, WR23, WR41, and WR43 Series)	45.92

FRONTIER PRODUCTS

Hay & Forage

WR1012 Carted Finger Wheel Rake with 12 Wheels
Continued

THIS PAGE IS INTENTIONALLY LEFT BLANK

FRONTIER PRODUCTS

Hay & Forage

WR1212 High Capacity Wheel Rake Equipment for Base Machine

Number of Wheels: 12
Teeth per Wheel: 40
Tooth Diameter: 7 mm
Wheel Diameter: 55 In.
Transport Width: 8 Ft. 1 In.
Transport Length: 24 Ft. 6 In.
Raking Width:
Up to 24 Ft. Hydraulic Settings
Windrow Width Adjustment:
38 In. to 58 In.
Raking Wheel Hubs: Tapered Bearings
Wing Flex: 3 Ft. Up or Down
Number of Transport Wheels: 4

Hitch Jack: Standard
Center Kicker Wheels: Optional
Tandem Rear Wheels: Optional
Transport Wheels: 6.70 x 15 In.
Gauge Wheels: 15 In.
Assembly/Set-Up Time: 7 Man Hours
Weight: 3500 lbs.

CODE	ATTACHMENT IDENTIFIER	DESCRIPTION	SUGGESTED LIST PRICE USD (\$)
------	-----------------------	-------------	-------------------------------

Select One Code From Each Required Category

BASE MACHINE

1011XF	WR1212 High Capacity Wheel Rake <i>Raking widths up to 24 Ft. Order hydraulic couplers as attachments.</i>	14,949.00
--------	---	-----------

CENTER KICKER WHEEL

1000	Center Kicker Wheels (2) <i>Two center kicker wheels with hydraulic lift.</i>	1,538.00
1010	Less Center Kicker Wheels	In Base Price

REAR TANDEM

2000	Rear Tandem Wheels	1,106.00
2010	Less Rear Tandem Wheels	In Base Price

ATTACHMENTS - ORDERED AS DESIRED

9000	Wind Panels with Hardware <i>Quantity of 12.</i>	948.00
9010	Center Kicker Wheels (3) <i>Three center kicker wheels with hydraulic lift.</i>	2,625.00
9020	Set of Hydraulic Couplers (WR12 Series)	32.00

ATTACHMENTS FOR FIELD CONVERSION

Miscellaneous:		
5HPBFO212HC	Center Kicker Wheels (2)	1,686.96
5HPBFO23W12	Center Kicker Wheels (3)	2,799.36
5HPBFO7	One Wind Panel with Hardware	90.72

FRONTIER PRODUCTS

Hay & Forage

WR1212 High Capacity Wheel Rake

Continued

CODE	ATTACHMENT IDENTIFIER	DESCRIPTION	SUGGESTED LIST PRICE USD (\$)
		ATTACHMENTS FOR FIELD CONVERSION ...Continued...	
	5HPBFO6	Rear Tandem Wheels	1,271.16
	5HPBFO13	Set of Hydraulic Couplers	35.84

FRONTIER PRODUCTS

Hay & Forage

WR1214 High Capacity Wheel Rake with Rear Tandem Wheels Equipment for Base Machine

Number of Wheels: 14
Teeth per Wheel: 40
Tooth Diameter: 7 mm
Wheel Diameter: 55 In.
Transport Width: 8 Ft. 1 In.
Transport Length: 27 Ft. 3 In.
Raking Width:
Up to 28 Ft. Hydraulic Settings
Windrow Width Adjustment:
38 In. to 58 In.
Raking Wheel Hubs: Roller Bearings
Wing Flex: 3 Ft. Up or Down
Number of Transport Wheels: 6
Hitch Jack: Standard

Center Kicker Wheels: Optional
Tandem Rear Wheels: Standard
Wheel Expansion: Optional
Transport Wheels: 6.70 x 15 In.
Gauge Wheels: 15 In.
Assembly/Set-Up Time: 8 Man Hours
Weight: 3800 lbs.

CODE	ATTACHMENT IDENTIFIER	DESCRIPTION	SUGGESTED LIST PRICE USD (\$)
------	-----------------------	-------------	-------------------------------

Select One Code From Each Required Category

BASE MACHINE

0102XF	WR1214 High Capacity Wheel Rake with Rear Tandem Wheels <i>Raking widths up to 28 Ft. Order hydraulic couplers as attachments.</i>	18,504.00
--------	---	-----------

CENTER KICKER WHEEL

1000	Center Kicker Wheels (2) <i>Two center kicker wheels with hydraulic lift.</i>	1,538.00
1010	Less Center Kicker Wheels	In Base Price

RAKE BEAM SUPPORTS

3000	Rake Beam Support Wheels <i>Includes 15 In. tires.</i>	1,338.00
3010	Less Rake Beam Supports	In Base Price

ATTACHMENTS - ORDERED AS DESIRED

9000	Wind Panels with Hardware <i>Quantity of 14.</i>	1,106.00
9010	Center Kicker Wheels (3) <i>Three center kicker wheels with hydraulic lift.</i>	2,625.00
9020	Set of Hydraulic Couplers (WR12 Series)	32.00

ATTACHMENTS FOR FIELD CONVERSION

Miscellaneous:		
5HPBFO214HC	Center Kicker Wheels (2)	1,686.96
5HPBFO23W14	Center Kicker Wheels (3)	2,835.00
5HPBFO7	One Wind Panel with Hardware	90.72

FRONTIER PRODUCTS

Hay & Forage

WR1214 High Capacity Wheel Rake with Rear Tandem Wheels Continued

CODE	ATTACHMENT IDENTIFIER	DESCRIPTION	SUGGESTED LIST PRICE USD (\$)
		ATTACHMENTS FOR FIELD CONVERSION ...Continued...	
	5HPBFO415	Rake Beam Support Wheels (WR1214 and WR1216) <i>Includes 15 In. tires.</i>	1,452.60
	5HPBFO13	Set of Hydraulic Couplers	35.84

FRONTIER PRODUCTS

Hay & Forage

WR1216 High Capacity Wheel Rake with Rear Tandem Wheels Equipment for Base Machine

Number of Wheels: 16
Teeth per Wheel: 40
Tooth Diameter: 7 mm
Wheel Diameter: 55 In.
Transport Width: 8 Ft. 1 In.
Transport Length: 30 Ft. 3 In.
Raking Width:
Up to 32 Ft. Hydraulic Settings
Windrow Width Adjustment:
38 In. to 58 In.
Raking Wheel Hubs: Roller Bearings
Wing Flex: 3 Ft. Up or Down
Number of Transport Wheels: 6

Hitch Jack: Standard
Center Kicker Wheels: Optional
Tandem Rear Wheels: Standard
Transport Wheels: 6.70 x 15 In.
Gauge Wheels: 15 In.
Assembly/Set-Up Time: 9 Man Hours
Weight: 4200 lbs.

CODE	ATTACHMENT IDENTIFIER	DESCRIPTION	SUGGESTED LIST PRICE USD (\$)
------	-----------------------	-------------	-------------------------------

Select One Code From Each Required Category

BASE MACHINE

1013XF	WR1216 High Capacity Wheel Rake with Rear Tandem Wheels <i>Raking widths up to 32 Ft. Order hydraulic couplers as attachments.</i>	20,297.00
--------	---	-----------

CENTER KICKER WHEEL

1000	Center Kicker Wheels (2) <i>Two center kicker wheels with hydraulic lift.</i>	1,538.00
1010	Less Center Kicker Wheels	In Base Price

RAKE BEAM SUPPORTS

3000	Rake Beam Support Wheels <i>Includes 15 In. tires.</i>	1,338.00
3010	Less Rake Beam Supports	In Base Price

ATTACHMENTS - ORDERED AS DESIRED

9000	Wind Panels with Hardware <i>Quantity of 16.</i>	1,264.00
9010	Center Kicker Wheels (3) <i>Three center kicker wheels with hydraulic lift.</i>	2,625.00
9020	Set of Hydraulic Couplers (WR12 Series)	32.00

ATTACHMENTS FOR FIELD CONVERSION

Miscellaneous:		
5HPBFO214HC	Center Kicker Wheels (2)	1,686.96
5HPBFO23W14	Center Kicker Wheels (3)	2,835.00
5HPBFO7	One Wind Panel with Hardware	90.72

FRONTIER PRODUCTS

Hay & Forage

WR1216 High Capacity Wheel Rake with Rear Tandem Wheels Continued

CODE	ATTACHMENT IDENTIFIER	DESCRIPTION	SUGGESTED LIST PRICE USD (\$)
		ATTACHMENTS FOR FIELD CONVERSION ...Continued...	
	5HPBFO415	Rake Beam Support Wheels (WR1214 and WR1216) <i>Includes 15 In. tires.</i>	1,452.60
	5HPBFO13	Set of Hydraulic Couplers	35.84

FRONTIER PRODUCTS

Hay & Forage

WR2110 Standard Duty High Capacity Wheel Rake with 10 Wheels Equipment for Base Machine

Rake Wheel Diameter:	11 Degree Up and 26 Degree Down
55 In. (1397 mm)	Number of Transport Wheels: 4
Teeth Per Wheel: 40	Number of Raking Wheels: 10
Tooth Diameter:	Transport Wheels: 185/65-14
7 mm (0.2756 In.)	Hitch Jack: Standard
Transport Width:	Center Kicker Wheel: Optional
9 Ft. (2.7 m)	Raking Width with 2 Wheel Extension Kit:
Transport Length:	22 Ft. 5 In. Maximum (6.8 m)
24 Ft. (7.3 m)	
Windrow Width Adjustment:	
48 to 72 In. (1,219.2 to 1,828.8 mm)	
Raking Width:	
19 Ft. 6 In. Maximum (6 m)	
Raking Wheel Hubs: Ball Bearing	
Drawbar or Hitch Flex:	

CODE	ATTACHMENT IDENTIFIER	DESCRIPTION	SUGGESTED LIST PRICE USD (\$)
------	-----------------------	-------------	-------------------------------

Select One Code From Each Required Category

BASE MACHINE

0191XF	WR2110 Standard Duty High Capacity Wheel Rake with 10 Wheels	9,610.00
--------	--	----------

CENTER KICKER WHEEL

1000	Center Kicker Wheel <i>For WR2110, WR2112 and WR2114 Standard Duty High Capacity Rakes.</i>	693.00
1010	Less Center Kicker Wheel	In Base Price

ATTACHMENTS - ORDER AS DESIRED

9010	Wind Panels with Hardware <i>Quantity of 10.</i>	410.00
9020	2 Wheel Extension Kit	570.00
9030	2 Wind Panels with Hardware for 2 Wheel Extension Kit	82.00
9200	French Operators Manual and Decal Kit (WR2110, WR2112 and WR2114)	No Charge

ATTACHMENTS FOR FIELD CONVERSION

Miscellaneous:		
5TN90202051	2 Wheel Extension Kit (WR21 Series)	748.38
5TN90302051	2 Wheel Extension Kit (WR2110)	615.99
5TNC10D0008	French Operators Manual and Decal Kit (WR2110, WR2112 and WR2114)	165.30
5TN90399247	Wind Panel with Hardware (WR10, WR21, WR22, WR23, WR41, and WR43 Series)	45.92

FRONTIER PRODUCTS

Hay & Forage

WR2110 Standard Duty High Capacity Wheel Rake with 10 Wheels
Continued

THIS PAGE IS INTENTIONALLY LEFT BLANK

FRONTIER PRODUCTS

Hay & Forage

WR2112 Standard Duty High Capacity Wheel Rake with 12 Wheels Equipment for Base Machine

Rake Wheel Diameter:	11 Degree Up and 26 Degree Down
55 In. (1397 mm)	Number of Transport Wheels: 4
Teeth Per Wheel: 40	Number of Raking Wheels: 12
Tooth Diameter:	Transport Wheels: 185/65-14
7 mm (0.2756 In.)	Hitch Jack: Standard
Transport Width:	Center Kicker Wheel: Optional
9 Ft. (2.7 m)	Raking Width with 2 Wheel Extension Kit:
Transport Length:	22 Ft. 5 In. Maximum (6.8 m)
24 Ft. (7.3 m)	
Windrow Width Adjustment:	
48 to 72 In. (1,219.2 to 1,828.8 mm)	
Raking Width:	
22 Ft. 5 In. Maximum (6.8 m)	
Raking Wheel Hubs: Ball Bearing	
Drawbar or Hitch Flex:	

CODE	ATTACHMENT IDENTIFIER	DESCRIPTION	SUGGESTED LIST PRICE USD (\$)
------	-----------------------	-------------	-------------------------------

Select One Code From Each Required Category

BASE MACHINE

0193XF	WR2112 Standard Duty High Capacity Wheel Rake with 12 Wheels	10,331.00
--------	--	-----------

CENTER KICKER WHEEL

1000	Center Kicker Wheel <i>For WR2110, WR2112 and WR2114 Standard Duty High Capacity Rakes.</i>	693.00
1010	Less Center Kicker Wheel	In Base Price

ATTACHMENTS - ORDER AS DESIRED

9010	Wind Panels with Hardware <i>Quantity of 12.</i>	492.00
9200	French Operators Manual and Decal Kit (WR2110, WR2112 and WR2114)	No Charge

ATTACHMENTS FOR FIELD CONVERSION

Miscellaneous:

5TN90202051	2 Wheel Extension Kit (WR21 Series)	748.38
5TNC10D0008	French Operators Manual and Decal Kit (WR2110, WR2112 and WR2114)	165.30
5TN90399247	Wind Panel with Hardware (WR10, WR21, WR22, WR23, WR41, and WR43 Series)	45.92

FRONTIER PRODUCTS

Hay & Forage

WR2112 Standard Duty High Capacity Wheel Rake with 12 Wheels
Continued

THIS PAGE IS INTENTIONALLY LEFT BLANK

FRONTIER PRODUCTS

Hay & Forage

WR2114 Standard Duty High Capacity Wheel Rake with 14 Wheels Equipment for Base Machine

Rake Wheel Diameter:
55 In. (1397 mm)
Teeth Per Wheel: 40
Tooth Diameter:
7 mm (0.2756 In.)
Transport Width:
9 Ft. (2.7 m)
Transport Length:
26 Ft. 5 In. (8.1 m)
Windrow Width Adjustment:
48 to 72 In. (1,219.2 to 1,828.8 mm)
Raking Width:
25 Ft. 4 In. Maximum (7.7 m)
Raking Wheel Hubs: Ball Bearing

Drawbar or Hitch Flex:
11 Degree Up and 26 Degree Down
Number of Transport Wheels: 4
Number of Raking Wheels: 14
Transport Wheels: 185/65-14
Hitch Jack: Standard
Center Kicker Wheel: Optional

CODE	ATTACHMENT IDENTIFIER	DESCRIPTION	SUGGESTED LIST PRICE USD (\$)
------	-----------------------	-------------	-------------------------------

Select One Code From Each Required Category

BASE MACHINE

0192XF	WR2114 Standard Duty High Capacity Wheel Rake with 14 Wheels	11,340.00
--------	--	-----------

CENTER KICKER WHEEL

1000	Center Kicker Wheel <i>For WR2110, WR2112 and WR2114 Standard Duty High Capacity Rakes.</i>	693.00
1010	Less Center Kicker Wheel	In Base Price

ATTACHMENTS - ORDER AS DESIRED

9010	Wind Panels with Hardware <i>Quantity of 14.</i>	574.00
9200	French Operators Manual and Decal Kit (WR2110, WR2112 and WR2114)	No Charge

ATTACHMENTS FOR FIELD CONVERSION

Miscellaneous:		
5TN90202051	2 Wheel Extension Kit (WR21 Series)	748.38
5TNC10D0008	French Operators Manual and Decal Kit (WR2110, WR2112 and WR2114)	165.30
5TN90399247	Wind Panel with Hardware (WR10, WR21, WR22, WR23, WR41, and WR43 Series)	45.92

FRONTIER PRODUCTS

Hay & Forage

WR2114 Standard Duty High Capacity Wheel Rake with 14 Wheels
Continued

THIS PAGE IS INTENTIONALLY LEFT BLANK

FRONTIER PRODUCTS

Hay & Forage

WR2212 Medium Duty High Capacity Wheel Rake with 12 Wheels Equipment for Base Machine

Rake Wheel Diameter:
55 In. (1397 mm)
Teeth Per Wheel: 40
Tooth Diameter:
7 mm (0.2756 In.)
5 In. x 5 In. Frame
(127 mm x 127 mm)
Draw Bar Shortens by 5 Ft. 7 In.
(1.7 m) in Working Position
Transport Width:
8 Ft. 4 In. (2.54 m)
Transport Length:
29 Ft. 6 In. (9 m)
Windrow Width Adjustment:
48 to 72 In. (1,219.2 to 1,828.8 mm)
Raking Width:
25 Ft. Maximum (7.62 m)
Raking Wheel Hubs: Ball Bearing

Fully Articulated Rake Beam Arms for
Better Raking on Uneven Terrain
Number of Transport Wheels:
4 (Optional 5th and 6th Wheels)
Optional Tandem Ground Wheels
Number of Raking Wheels: 12
Transport Wheels: 205/60-15
Hitch Jack: Standard
Center Kicker Wheel: Optional
Raking Width with 2 Wheel Extension Kit:
28 Ft. 4 In. Maximum (8.64 m)

CODE	ATTACHMENT IDENTIFIER	DESCRIPTION	SUGGESTED LIST PRICE USD (\$)
------	--------------------------	-------------	-------------------------------------

Select One Code From Each Required Category

BASE MACHINE

0201XF	WR2212 Medium Duty High Capacity Wheel Rake with 12 Wheels	15,990.00
--------	--	-----------

CENTER KICKER WHEEL

1000	Center Kicker Wheel <i>For WR2212 and WR2214 High Capacity Rakes.</i>	1,345.00
1010	Less Center Kicker Wheel	In Base Price

ATTACHMENTS - ORDER AS DESIRED

9010	Wind Panels with Hardware <i>Quantity of 12.</i>	492.00
9020	2 Wheel Extension Kit	1,151.00
9030	2 Wind Panels with Hardware for 2 Wheel Extension Kit	82.00
9040	Wind Panel with Hardware for Center Kicker Wheel	41.00
9050	Tandem Wheels	1,393.00
9060	5th and 6th Front Wheels	1,602.00
9200	French Operators Manual and Decal Kit (WR2212 and WR2214)	No Charge

ATTACHMENTS FOR FIELD CONVERSION

Miscellaneous:		
5TN90700109	2 Wheel Extension Kit (WR2212 and WR2318)	1,243.48
5TN90700059	5th and 6th Front Wheels (WR2212 and WR2316)	1,730.52

FRONTIER PRODUCTS

Hay & Forage

WR2212 Medium Duty High Capacity Wheel Rake with 12 Wheels Continued

CODE	ATTACHMENT IDENTIFIER	DESCRIPTION	SUGGESTED LIST PRICE USD (\$)
		ATTACHMENTS FOR FIELD CONVERSION ...Continued...	
	5TN90700019	Center Kicker Wheel (WR2110, WR2114, WR2212 and WR2214)	1,452.98
	5TNC10D0006	French Operators Manual and Decal Kit (WR2212 and WR2214)	See Parts
	5TN90399589	Tandem Wheels (WR2212 and WR2214)	1,504.75
	5TN90399247	Wind Panel with Hardware (WR10, WR21, WR22, WR23, WR41, and WR43 Series)	45.92

FRONTIER PRODUCTS

Hay & Forage

WR2214 Flex Frame Medium Duty High Capacity Wheel Rake with 14 Wheels Equipment for Base Machine

Rake Wheel Diameter:	28 Ft. 4 In. Maximum (8.64 m)
55 In. (1397 mm)	Raking Wheel Hubs: Ball Bearing
Teeth Per Wheel: 40	Fully Articulated Rake Beam Arms for
Tooth Diameter:	Better Raking on Uneven Terrain
7 mm (0.2756 In.)	Number of Transport Wheels: 6
5 In. x 5 In. Frame	Optional Tandem Ground Wheels
(127 mm x 127 mm)	Number of Raking Wheels: 14
Draw Bar Shortens by 5 Ft. 7 In.	Transport Wheels: 205/60-15
(1.7 m) in Working Position	Hitch Jack: Standard
Transport Width:	Center Kicker Wheel: Optional
8 Ft. 4 In. (2.54 m)	
Transport Length:	
29 Ft. 6 In. (9 m)	
Windrow Width Adjustment:	
48 to 72 In. (1,219.2 to 1,828.8 mm)	
Raking Width:	

CODE	ATTACHMENT IDENTIFIER	DESCRIPTION	SUGGESTED LIST PRICE USD (\$)
------	-----------------------	-------------	-------------------------------

Select One Code From Each Required Category

BASE MACHINE

0202XF	WR2214 Flex Frame Medium Duty High Capacity Wheel Rake with 14 Wheels	18,720.00
--------	---	-----------

CENTER KICKER WHEEL

1000	Center Kicker Wheel <i>For WR2212 and WR2214 High Capacity Rakes.</i>	1,345.00
1010	Less Center Kicker Wheel	In Base Price

ATTACHMENTS - ORDER AS DESIRED

9010	Wind Panels with Hardware <i>Quantity of 14.</i>	574.00
9020	Wind Panel with Hardware for Center Kicker Wheel	41.00
9030	Tandem Wheels	1,393.00
9200	French Operators Manual and Decal Kit (WR2212 and WR2214)	No Charge

ATTACHMENTS FOR FIELD CONVERSION

Miscellaneous:		
5TN90700019	Center Kicker Wheel (WR2110, WR2114, WR2212 and WR2214)	1,452.98
5TNC10D0006	French Operators Manual and Decal Kit (WR2212 and WR2214)	See Parts
5TN90399589	Tandem Wheels (WR2212 and WR2214)	1,504.75
5TN90399247	Wind Panel with Hardware (WR10, WR21, WR22, WR23, WR41, and WR43 Series)	45.92
5TN90399248	Wind Panel with Hardware for Center Kicker Wheel (WR22 and WR23 Series)	46.56

FRONTIER PRODUCTS

Hay & Forage

WR2214 Flex Frame Medium Duty High Capacity Wheel Rake with 14 Wheels
Continued

THIS PAGE IS INTENTIONALLY LEFT BLANK

FRONTIER PRODUCTS

Hay & Forage

WR2316 Heavy Duty High Capacity Wheel Rake with 16 Wheels Equipment for Base Machine

Rake Wheel Diameter:	32 Ft. Maximum (7.75 m)
55 In. (1397 mm)	Raking Wheel Hubs: Ball Bearing
Teeth Per Wheel: 40	Fully Articulated Rake Beam Arms for
Tooth Diameter:	Better Raking on Uneven Terrain
7 mm (0.2756 In.)	Number of Transport Wheels:
6 In. x 8 In. Main Frame	4 (Optional 5th & 6th Wheels)
(152 mm x 203 mm)	Optional Tandem Ground Wheels
5 In. x 5 In. Side Frame	Number of Raking Wheels: 16
(127 mm x 127 mm)	Transport Wheels: 205/60-15
Draw Bar Shortens by 5 Ft. 3 In.	Hitch Jack: Standard
(1.6 m) in Working Position	Center Kicker Wheel: Optional
Transport Width:	
10 Ft. (3 m)	
Transport Length:	
29 Ft. 6 In. (9 m)	
Windrow Width Adjustment:	
48 to 72 In. (1,219.2 to 1,828.8 mm)	
Raking Width:	

CODE	ATTACHMENT IDENTIFIER	DESCRIPTION	SUGGESTED LIST PRICE USD (\$)
------	-----------------------	-------------	-------------------------------

Select One Code From Each Required Category

BASE MACHINE

0211XF	WR2316 Heavy Duty High Capacity Wheel Rake with 16 Wheels	20,976.00
--------	---	-----------

CENTER KICKER WHEEL

1000	Center Kicker Wheel <i>For WR2316 High Capacity Rakes.</i>	1,148.00
1010	Less Center Kicker Wheel	In Base Price

ATTACHMENTS - ORDER AS DESIRED

9010	Wind Panels with Hardware <i>Quantity of 16.</i>	656.00
9020	Wind Panel with Hardware for Center Kicker Wheel	41.00
9030	Tandem Wheels	1,393.00
9040	5th and 6th Front Wheels	1,602.00
9200	French Operators Manual and Decal Kit (WR2316 and WR2318)	No Charge

ATTACHMENTS FOR FIELD CONVERSION

Miscellaneous:		
5TN90700059	5th and 6th Front Wheels (WR2212 and WR2316)	1,730.52
5TN90700309	Center Kicker Wheel (WR2316)	1,240.03
5TNC10D0007	French Operators Manual and Decal Kit (WR2316 and WR2318)	See Parts
5TN90399599	Tandem Wheels (WR2316 and WR2318)	1,504.75

FRONTIER PRODUCTS

Hay & Forage

WR2316 Heavy Duty High Capacity Wheel Rake with 16 Wheels

Continued

CODE	ATTACHMENT IDENTIFIER	DESCRIPTION	SUGGESTED LIST PRICE USD (\$)
		ATTACHMENTS FOR FIELD CONVERSION ...Continued...	
	5TN90399247	Wind Panel with Hardware (WR10, WR21, WR22, WR23, WR41, and WR43 Series)	45.92

FRONTIER PRODUCTS

Hay & Forage

WR2318 Heavy Duty High Capacity Wheel Rake with 18 Wheels Equipment for Base Machine

Rake Wheel Diameter:	35 Ft. 4 In. Maximum (10.8 m)
55 In. (1397 mm)	Raking Wheel Hubs: Ball Bearing
Teeth Per Wheel: 40	Fully Articulated Rake Beam Arms for
Tooth Diameter:	Better Raking on Uneven Terrain
7 mm (0.2756 In.)	Number of Transport Wheels: 7
6 In. x 8 In. Main Frame	Optional Tandem Ground Wheels
(152 mm x 203 mm)	Number of Raking Wheels: 18
5 In. x 5 In. Side Frame	Transport Wheels: 205/60-15
(127 mm x 127 mm)	Hitch Jack: Standard
Draw Bar Shortens by 5 Ft. 3 In.	Center Kicker Wheel: Optional
(1.6 m) in Working Position	Raking Width with 2 Wheel Extension Kit:
Transport Width:	39 Ft. Maximum (11.94 m)
10 Ft. (3 m)	
Transport Length:	
36 Ft. (11 m)	
Windrow Width Adjustment:	
48 to 72 In. (1,219.2 to 1,828.8 mm)	
Raking Width:	

CODE	ATTACHMENT IDENTIFIER	DESCRIPTION	SUGGESTED LIST PRICE USD (\$)
------	-----------------------	-------------	-------------------------------

Select One Code From Each Required Category

BASE MACHINE

0212XF	WR2318 Heavy Duty High Capacity Wheel Rake with 18 Wheels	24,500.00
--------	---	-----------

CENTER KICKER WHEEL

1000	Center Kicker Wheel <i>For WR2318 High Capacity Rakes.</i>	1,860.00
1010	Less Center Kicker Wheel	In Base Price

ATTACHMENTS - ORDER AS DESIRED

9010	Wind Panels with Hardware <i>Quantity of 18.</i>	738.00
9020	2 Wheel Extension Kit	1,151.00
9030	2 Wind Panels with Hardware for 2 Wheel Extension Kit	82.00
9040	Wind Panel with Hardware for Center Kicker Wheel	41.00
9050	Tandem Wheels	1,393.00
9200	French Operators Manual and Decal Kit (WR2316 and WR2318)	No Charge

ATTACHMENTS FOR FIELD CONVERSION

Miscellaneous:		
5TN90700109	2 Wheel Extension Kit (WR2212 and WR2318)	1,243.48
5TN90700359	Center Kicker Wheel (WR2318)	2,009.01
5TNC10D0007	French Operators Manual and Decal Kit (WR2316 and WR2318)	See Parts

FRONTIER PRODUCTS

Hay & Forage

WR2318 Heavy Duty High Capacity Wheel Rake with 18 Wheels

Continued

CODE	ATTACHMENT IDENTIFIER	DESCRIPTION	SUGGESTED LIST PRICE USD (\$)
		ATTACHMENTS FOR FIELD CONVERSION ...Continued...	
	5TN90399599	Tandem Wheels (WR2316 and WR2318)	1,504.75
	5TN90399247	Wind Panel with Hardware (WR10, WR21, WR22, WR23, WR41, and WR43 Series) <i>Order 18 wind panels to fit WR2316.</i> <i>Order two wind panels (includes hardware for 2 wheel extension kit for a WR2212).</i>	45.92
	5TN90399248	Wind Panel with Hardware for Center Kicker Wheel (WR22 and WR23 Series)	46.56

FRONTIER PRODUCTS

Hay & Forage

WR3008 Carted Wheel Rake Equipment for Base Machine

Raking Widths of 15 to 19 Ft.
Windrow Widths of 3 to 5 Ft.
Single Acting Cylinder with
Hose and Hydraulic Coupler Included
Center Kicker Wheel NOT Available
Hitch Jack Doubles as
Windrow Width Adjuster
Three Position Raking Width Adjustment
with Turnbuckles for Fine Tuning
Adjustable Spring for
Varying Rake Wheel Down Pressure

Dual Tapered Bearings in Rake Wheel Hubs
New ST175/80D13 Tires
Adjustable Hitch Clevis for
Various Drawbar Heights
Optional Second Hose Kit with Coupler

CODE	ATTACHMENT IDENTIFIER	DESCRIPTION	SUGGESTED LIST PRICE USD (\$)
------	--------------------------	-------------	-------------------------------------

Select One Code From Each Required Category

BASE MACHINE

0161XF	WR3008 Carted Wheel Rake <i>Raking widths of 15 to 19 Ft. Single hose and hydraulic coupler included. Center kicker wheel NOT available.</i>	6,010.00
--------	---	----------

ATTACHMENTS FOR FIELD CONVERSION

5HPCRO2	Miscellaneous: Second Hose Kit <i>Includes coupler.</i>	61.60
---------	--	-------

FRONTIER PRODUCTS

Hay & Forage

WR3008 Carted Wheel Rake

Continued

THIS PAGE IS INTENTIONALLY LEFT BLANK

FRONTIER PRODUCTS

Hay & Forage

WR3010 Carted Wheel Rake Equipment for Base Machine

Raking Widths of 18 to 22 Ft.
Windrow Widths of 4 to 6 Ft.
Single Acting Cylinder with
Hose and Hydraulic Coupler Included
Optional Center Kicker Wheel
Hitch Jack Doubles as
Windrow Width Adjuster
Three Position Raking Width Adjustment
with Turnbuckles for Fine Tuning
Adjustable Spring for
Varying Rake Wheel Down Pressure

Dual Tapered Bearings in Rake Wheel Hubs
New ST175/80D13 Tires
Adjustable Hitch Clevis for
Various Drawbar Heights
Optional Second Hose Kit with Coupler

CODE	ATTACHMENT IDENTIFIER	DESCRIPTION	SUGGESTED LIST PRICE USD (\$)
------	--------------------------	-------------	-------------------------------------

Select One Code From Each Required Category

BASE MACHINE

0162XF	WR3010 Carted Wheel Rake	<i>Raking widths of 18 to 22 Ft. Single hose and hydraulic coupler included.</i>	6,218.00
--------	--------------------------	--	----------

CENTER KICKER WHEEL

1000	Center Kicker Wheel		511.00
1010	Less Center Kicker Wheel		In Base Price

ATTACHMENTS - ORDER AS DESIRED

9000	Second Hose Kit with Coupler	<i>Includes coupler.</i>	55.00
------	------------------------------	--------------------------	-------

ATTACHMENTS FOR FIELD CONVERSION

5HPCRO1	Miscellaneous: Center Kicker Wheel		551.88
5HPCRO2	Second Hose Kit	<i>Includes coupler.</i>	61.60

FRONTIER PRODUCTS

Hay & Forage

WR3010 Carted Wheel Rake

Continued

THIS PAGE IS INTENTIONALLY LEFT BLANK

FRONTIER PRODUCTS

Hay & Forage

WR3012 Carted Wheel Rake Equipment for Base Machine

Raking Widths of 20 to 24 Ft.
Windrow Widths of 4 to 6 Ft.
Single Acting Cylinder with
Hose and Hydraulic Coupler Included
Optional Center Kicker Wheel
Hitch Jack Doubles as
Windrow Width Adjuster
Three Position Raking Width Adjustment
with Turnbuckles for Fine Tuning
Adjustable Spring for
Varying Rake Wheel Down Pressure

Dual Tapered Bearings in Rake Wheel Hubs
New ST175/80D13 Tires
Adjustable Hitch Clevis for
Various Drawbar Heights
Optional Second Hose Kit with Coupler

CODE	ATTACHMENT IDENTIFIER	DESCRIPTION	SUGGESTED LIST PRICE USD (\$)
------	--------------------------	-------------	-------------------------------------

Select One Code From Each Required Category

BASE MACHINE

0163XF	WR3012 Carted Wheel Rake <i>Raking widths of 20 to 24 Ft. Single hose and hydraulic coupler included.</i>	7,014.00
--------	--	----------

CENTER KICKER WHEEL

1000	Center Kicker Wheel	511.00
1010	Less Center Kicker Wheel	In Base Price

ATTACHMENTS - ORDER AS DESIRED

9000	Second Hose Kit with Coupler <i>Includes coupler.</i>	55.00
------	--	-------

ATTACHMENTS FOR FIELD CONVERSION

5HPCRO1	Miscellaneous: Center Kicker Wheel	551.88
5HPCRO2	Second Hose Kit <i>Includes coupler.</i>	61.60

FRONTIER PRODUCTS

Hay & Forage

WR3012 Carted Wheel Rake

Continued

THIS PAGE IS INTENTIONALLY LEFT BLANK

FRONTIER PRODUCTS

Hay & Forage

WR3310 Overhead Frame Wheel Rake Equipment for Base Machine

Overhead Frame Design Handles High Volume of Crop and Gives You a Maneuverable Rake with a Short Turning Radius
WR33 Series Rakes Feature Seven Position Manually Adjustable Beam Angle with Optional Hydraulic Angle Adjustment
One Sided Raking with Either Side (Hydraulic Angle Adjustment Allows You to Control Each Side Independently)
Variable Width Hydraulic Main Frame Adjustment Allows You to Control Windrow Width
Screw Adjustment to Control Rake Wheel Ground Pressure

Ratchet Jack Gives You Hitch Height and Beam Fore and Aft Tilt Adjustment
100 Percent Coverage Y-rake Configuration with WR3313 and WR3315,
No Center Kicker Needed
Transport Lights, SMV, and Safety Tow Chain are Standard Equipment
1 Year Parts and Labor Warranty

CODE	ATTACHMENT IDENTIFIER	DESCRIPTION	SUGGESTED LIST PRICE USD (\$)
------	-----------------------	-------------	-------------------------------

Select One Code From Each Required Category

BASE MACHINE

0171XF	WR3310 Overhead Frame Wheel Rake <i>Raking width up to 22 Ft., windrow width up to 46 In.</i>	18,267.00
--------	--	-----------

ATTACHMENTS FOR FIELD CONVERSION

	Miscellaneous:	
5HPXOHYD	Hydraulic Rake Arm Opening	1,709.64
5HPBFO7	One Wind Panel with Hardware	90.72
5HPXOTDMWFOLD	Tandem Wheel Kit, Field Installed, 17580D13 Tires	1,364.04

FRONTIER PRODUCTS

Hay & Forage

WR3310 Overhead Frame Wheel Rake

Continued

THIS PAGE IS INTENTIONALLY LEFT BLANK

FRONTIER PRODUCTS

Hay & Forage

WR3312 Overhead Frame Wheel Rake Equipment for Base Machine

Overhead Frame Design Handles High Volume
of Crop and Gives You a Maneuverable Rake
with a Short Turning Radius
WR33 Series Rakes Feature Seven Position
Manually Adjustable Beam Angle with
Optional Hydraulic Angle Adjustment
One Sided Raking with Either Side
(Hydraulic Angle Adjustment Allows You
to Control Each Side Independently)
Variable Width Hydraulic Main Frame
Adjustment Allows You to
Control Windrow Width
Screw Adjustment to Control
Rake Wheel Ground Pressure

Ratchet Jack Gives You Hitch Height
and Beam Fore and Aft Tilt Adjustment
100 Percent Coverage Y-rake Configuration
with WR3313 and WR3315,
No Center Kicker Needed
Transport Lights, SMV, and
Safety Tow Chain are Standard Equipment
1 Year Parts and Labor Warranty

CODE	ATTACHMENT IDENTIFIER	DESCRIPTION	SUGGESTED LIST PRICE USD (\$)
------	--------------------------	-------------	-------------------------------------

Select One Code From Each Required Category

BASE MACHINE

0172XF	WR3312 Overhead Frame Wheel Rake <i>Raking width up to 25 Ft., windrow width up to 46 In.</i>	19,283.00
--------	--	-----------

ATTACHMENTS FOR FIELD CONVERSION

	Miscellaneous:	
5HPXOHYD	Hydraulic Rake Arm Opening	1,709.64
5HPBFO7	One Wind Panel with Hardware	90.72
5HPX2	Two Wheel Front Extension Kit	1,248.48

FRONTIER PRODUCTS

Hay & Forage

WR3312 Overhead Frame Wheel Rake

Continued

THIS PAGE IS INTENTIONALLY LEFT BLANK

FRONTIER PRODUCTS

Hay & Forage

WR3313 Overhead Frame Wheel Rake Equipment for Base Machine

Overhead Frame Design Handles High Volume of Crop and Gives You a Maneuverable Rake with a Short Turning Radius
WR33 Series Rakes Feature Seven Position Manually Adjustable Beam Angle with Optional Hydraulic Angle Adjustment
One Sided Raking with Either Side (Hydraulic Angle Adjustment Allows You to Control Each Side Independently)
Variable Width Hydraulic Main Frame Adjustment Allows You to Control Windrow Width
Screw Adjustment to Control Rake Wheel Ground Pressure

Ratchet Jack Gives You Hitch Height and Beam Fore and Aft Tilt Adjustment
100 Percent Coverage Y-rake Configuration with WR3313 and WR3315,
No Center Kicker Needed
Transport Lights, SMV, and Safety Tow Chain are Standard Equipment
1 Year Parts and Labor Warranty

CODE	ATTACHMENT IDENTIFIER	DESCRIPTION	SUGGESTED LIST PRICE USD (\$)
------	-----------------------	-------------	-------------------------------

Select One Code From Each Required Category

BASE MACHINE

0173XF	WR3313 Overhead Frame Wheel Rake <i>Raking width up to 22 Ft., windrow width up to 46 In.</i>	19,951.00
--------	--	-----------

ATTACHMENTS FOR FIELD CONVERSION

	Miscellaneous:	
5HPXOHYD	Hydraulic Rake Arm Opening	1,709.64
5HPBFO7	One Wind Panel with Hardware	90.72
5HPX3	Three Wheel Right Rear Extension Kit	1,921.32

FRONTIER PRODUCTS

Hay & Forage

WR3313 Overhead Frame Wheel Rake

Continued

THIS PAGE IS INTENTIONALLY LEFT BLANK

FRONTIER PRODUCTS

Hay & Forage

WR3315 Overhead Frame Wheel Rake Equipment for Base Machine

Overhead Frame Design Handles High Volume of Crop and Gives You a Maneuverable Rake with a Short Turning Radius
WR33 Series Rakes Feature Seven Position Manually Adjustable Beam Angle with Optional Hydraulic Angle Adjustment
One Sided Raking with Either Side (Hydraulic Angle Adjustment Allows You to Control Each Side Independently)
Variable Width Hydraulic Main Frame Adjustment Allows You to Control Windrow Width
Screw Adjustment to Control Rake Wheel Ground Pressure

Ratchet Jack Gives You Hitch Height and Beam Fore and Aft Tilt Adjustment
100 Percent Coverage Y-rake Configuration with WR3313 and WR3315,
No Center Kicker Needed
Transport Lights, SMV, and Safety Tow Chain are Standard Equipment
1 Year Parts and Labor Warranty

CODE	ATTACHMENT IDENTIFIER	DESCRIPTION	SUGGESTED LIST PRICE USD (\$)
------	-----------------------	-------------	-------------------------------

Select One Code From Each Required Category

BASE MACHINE

0174XF	WR3315 Overhead Frame Wheel Rake <i>Raking width up to 25 Ft., windrow width up to 46 In.</i>	21,140.00
--------	--	-----------

ATTACHMENTS FOR FIELD CONVERSION

	Miscellaneous:	
5HPXOHYD	Hydraulic Rake Arm Opening	1,709.64
5HPBFO7	One Wind Panel with Hardware	90.72
5HPX3	Three Wheel Right Rear Extension Kit	1,921.32
5HPX2	Two Wheel Front Extension Kit	1,248.48

FRONTIER PRODUCTS

Hay & Forage

WR3315 Overhead Frame Wheel Rake

Continued

THIS PAGE IS INTENTIONALLY LEFT BLANK

FRONTIER PRODUCTS

Hay & Forage

WR3414 Heavy Duty Overhead Frame Wheel Rake Equipment for Base Machine

Overhead Frame Design Handles High Volume of Crop and Gives You a Maneuverable Rake with a Short Turning Radius
WR34 Series Rakes Feature Five Position Manually Adjustable Beam Angle with Optional Hydraulic Angle Adjustment
One Sided Raking with Either Side (Hydraulic Angle Adjustment Allows You to Control Each Side Independently)
Variable Width Hydraulic Main Frame Adjustment Allows You to Control Windrow Width
Screw Adjustment to Control Rake Wheel Ground Pressure

Ratchet Jack Gives You Hitch Height and Beam Fore and Aft Tilt Adjustment
100 Percent Coverage Y-rake Configuration with WR3417 and WR3419,
No Center Kicker Needed
Transport Lights, SMV, and Safety Tow Chain are Standard Equipment
1 Year Parts and Labor Warranty

CODE	ATTACHMENT IDENTIFIER	DESCRIPTION	SUGGESTED LIST PRICE USD (\$)
------	-----------------------	-------------	-------------------------------

Select One Code From Each Required Category

BASE MACHINE

0181XF	WR3414 Heavy Duty Overhead Frame Wheel Rake <i>Raking width up to 31 Ft., windrow width up to 94 In.</i>	28,662.00
--------	---	-----------

ATTACHMENTS FOR FIELD CONVERSION

	Miscellaneous:	
5HPHDXOHYD	Hydraulic Rake Arm Opening	2,058.48
5HPBFO760	Wind Panel Kit for One Wheel (WR34 Series)	90.72

FRONTIER PRODUCTS

Hay & Forage

WR3414 Heavy Duty Overhead Frame Wheel Rake
Continued

THIS PAGE IS INTENTIONALLY LEFT BLANK

FRONTIER PRODUCTS

Hay & Forage

WR3416 Heavy Duty Overhead Frame Wheel Rake Equipment for Base Machine

Overhead Frame Design Handles High Volume of Crop and Gives You a Maneuverable Rake with a Short Turning Radius
WR34 Series Rakes Feature Five Position Manually Adjustable Beam Angle with Optional Hydraulic Angle Adjustment
One Sided Raking with Either Side (Hydraulic Angle Adjustment Allows You to Control Each Side Independently)
Variable Width Hydraulic Main Frame Adjustment Allows You to Control Windrow Width
Screw Adjustment to Control Rake Wheel Ground Pressure

Ratchet Jack Gives You Hitch Height and Beam Fore and Aft Tilt Adjustment
100 Percent Coverage Y-rake Configuration with WR3417 and WR3419,
No Center Kicker Needed
Transport Lights, SMV, and Safety Tow Chain are Standard Equipment
1 Year Parts and Labor Warranty

CODE	ATTACHMENT IDENTIFIER	DESCRIPTION	SUGGESTED LIST PRICE USD (\$)
------	-----------------------	-------------	-------------------------------

Select One Code From Each Required Category

BASE MACHINE

0182XF	WR3416 Heavy Duty Overhead Frame Wheel Rake <i>Raking width up to 34 Ft. 6 In., windrow width up to 94 In.</i>	29,504.00
--------	---	-----------

ATTACHMENTS FOR FIELD CONVERSION

	Miscellaneous:	
5HPHDXOHD	Hydraulic Rake Arm Opening	2,058.48
5HPHDX2	Two Wheel Front Extension Kit	1,773.36
5HPBFO760	Wind Panel Kit for One Wheel (WR34 Series)	90.72

FRONTIER PRODUCTS

Hay & Forage

WR3416 Heavy Duty Overhead Frame Wheel Rake
Continued

THIS PAGE IS INTENTIONALLY LEFT BLANK

FRONTIER PRODUCTS

Hay & Forage

WR3417 Heavy Duty Overhead Frame Wheel Rake Equipment for Base Machine

Overhead Frame Design Handles High Volume
of Crop and Gives You a Maneuverable Rake
with a Short Turning Radius
WR34 Series Rakes Feature Five Position
Manually Adjustable Beam Angle with
Optional Hydraulic Angle Adjustment
One Sided Raking with Either Side
(Hydraulic Angle Adjustment Allows You
to Control Each Side Independently)
Variable Width Hydraulic Main Frame
Adjustment Allows You to
Control Windrow Width
Screw Adjustment to Control
Rake Wheel Ground Pressure

Ratchet Jack Gives You Hitch Height
and Beam Fore and Aft Tilt Adjustment
100 Percent Coverage Y-rake Configuration
with WR3417 and WR3419,
No Center Kicker Needed
Transport Lights, SMV, and
Safety Tow Chain are Standard Equipment
1 Year Parts and Labor Warranty

CODE	ATTACHMENT IDENTIFIER	DESCRIPTION	SUGGESTED LIST PRICE USD (\$)
------	--------------------------	-------------	-------------------------------------

Select One Code From Each Required Category

BASE MACHINE

0183XF	WR3417 Heavy Duty Overhead Frame Wheel Rake <i>Raking width up to 31 Ft., windrow width up to 94 In.</i>	29,978.00
--------	---	-----------

ATTACHMENTS FOR FIELD CONVERSION

	Miscellaneous:	
5HPHDXOHD	Hydraulic Rake Arm Opening	2,058.48
5HPHDX3	Three Wheel Right Rear Extension Kit	2,220.48
5HPBFO760	Wind Panel Kit for One Wheel (WR34 Series)	90.72

FRONTIER PRODUCTS

Hay & Forage

WR3417 Heavy Duty Overhead Frame Wheel Rake
Continued

THIS PAGE IS INTENTIONALLY LEFT BLANK

FRONTIER PRODUCTS

Hay & Forage

WR3419 Heavy Duty Overhead Frame Wheel Rake Equipment for Base Machine

Overhead Frame Design Handles High Volume
of Crop and Gives You a Maneuverable Rake
with a Short Turning Radius
WR34 Series Rakes Feature Five Position
Manually Adjustable Beam Angle with
Optional Hydraulic Angle Adjustment
One Sided Raking with Either Side
(Hydraulic Angle Adjustment Allows You
to Control Each Side Independently)
Variable Width Hydraulic Main Frame
Adjustment Allows You to
Control Windrow Width
Screw Adjustment to Control
Rake Wheel Ground Pressure

Ratchet Jack Gives You Hitch Height
and Beam Fore and Aft Tilt Adjustment
100 Percent Coverage Y-rake Configuration
with WR3417 and WR3419,
No Center Kicker Needed
Transport Lights, SMV, and
Safety Tow Chain are Standard Equipment
1 Year Parts and Labor Warranty

CODE	ATTACHMENT IDENTIFIER	DESCRIPTION	SUGGESTED LIST PRICE USD (\$)
------	--------------------------	-------------	-------------------------------------

Select One Code From Each Required Category

BASE MACHINE

0184XF	WR3419 Heavy Duty Overhead Frame Wheel Rake <i>Raking width up to 34 Ft. 6 In., windrow width up to 94 In.</i>	31,774.00
--------	---	-----------

ATTACHMENTS FOR FIELD CONVERSION

Miscellaneous:		
5HPHDXOHD	Hydraulic Rake Arm Opening	2,058.48
5HPHDX3	Three Wheel Right Rear Extension Kit	2,220.48
5HPHDX2	Two Wheel Front Extension Kit	1,773.36
5HPBFO760	Wind Panel Kit for One Wheel (WR34 Series)	90.72

FRONTIER PRODUCTS

Hay & Forage

WR3419 Heavy Duty Overhead Frame Wheel Rake
Continued

THIS PAGE IS INTENTIONALLY LEFT BLANK

FRONTIER PRODUCTS

Hay & Forage

WR4106 Standard Duty Inline Wheel Rake with 6 Wheels Equipment for Base Machine

Rake Wheel Diameter:
55 In. (1397 mm)
Teeth Per Wheel: 40
Tooth Diameter:
7 mm (0.2756 In.)
Transport Width:
8 Ft. (2.4 m)
Transport Length:
22 Ft. (6.7 m)
Raking Width:
13 Ft. 8 In. Maximum (4.2 m)
Raking Wheel Hubs: Ball Bearing

Number of Transport Wheels: 3
Optional Tandem Ground Wheels
Number of Raking Wheels: 6
Transport Wheels: 175/70-15
Hitch Jack: Standard

CODE	ATTACHMENT IDENTIFIER	DESCRIPTION	SUGGESTED LIST PRICE USD (\$)
------	--------------------------	-------------	-------------------------------------

Select One Code From Each Required Category

BASE MACHINE

0221XF	WR4106 Standard Duty Inline Wheel Rake with 6 Wheels	5,686.00
--------	--	----------

ATTACHMENTS - ORDERED AS DESIRED

9010	Wind Panels with Hardware <i>Quantity of 6.</i>	246.00
9200	French Operators Manual and Decal Kit (WR4106 and WR4109)	No Charge

ATTACHMENTS FOR FIELD CONVERSION

Miscellaneous:		
5TNC10D0004	French Operators Manual and Decal Kit (WR4106 and WR4109)	See Parts
5TN90399247	Wind Panel with Hardware (WR10, WR21, WR22, WR23, WR41, and WR43 Series)	45.92

FRONTIER PRODUCTS

Hay & Forage

WR4106 Standard Duty Inline Wheel Rake with 6 Wheels

Continued

THIS PAGE IS INTENTIONALLY LEFT BLANK

FRONTIER PRODUCTS

Hay & Forage

WR4109 Standard Duty Inline Wheel Rake with 9 Wheels Equipment for Base Machine

Rake Wheel Diameter:
55 In. (1397 mm)
Teeth Per Wheel: 40
Tooth Diameter:
7 mm (0.2756 In.)
Transport Width:
8 Ft. (2.4 m)
Transport Length:
30 Ft. 3 In. (9.2 m)
Raking Width:
20 Ft. 2 In. Maximum (6.1 m)
Raking Wheel Hubs: Ball Bearing

Number of Transport Wheels: 3
Optional Tandem Ground Wheels
Number of Raking Wheels: 9
Transport Wheels: 175/70-15
Hitch Jack: Standard

CODE	ATTACHMENT IDENTIFIER	DESCRIPTION	SUGGESTED LIST PRICE USD (\$)
------	--------------------------	-------------	-------------------------------------

Select One Code From Each Required Category

BASE MACHINE

0222XF	WR4109 Standard Duty Inline Wheel Rake with 9 Wheels	6,755.00
--------	--	----------

ATTACHMENTS - ORDERED AS DESIRED

9010	Wind Panels with Hardware <i>Quantity of 9.</i>	369.00
9200	French Operators Manual and Decal Kit (WR4106 and WR4109)	No Charge

ATTACHMENTS FOR FIELD CONVERSION

Miscellaneous:		
5TNC10D0004	French Operators Manual and Decal Kit (WR4106 and WR4109)	See Parts
5TN90399247	Wind Panel with Hardware (WR10, WR21, WR22, WR23, WR41, and WR43 Series)	45.92

FRONTIER PRODUCTS

Hay & Forage

WR4109 Standard Duty Inline Wheel Rake with 9 Wheels

Continued

THIS PAGE IS INTENTIONALLY LEFT BLANK

FRONTIER PRODUCTS

Hay & Forage

WR4313 Heavy Duty Inline Wheel Rake with 13 Wheels Equipment for Base Machine

Rake Wheel Diameter:

55 In. (1397 mm)

Teeth Per Wheel: 40

Tooth Diameter:

7 mm (0.2756 In.)

Transport Width:

8 Ft. 4 In. (2.5 m)

Transport Length:

37 Ft. 5 In. (11.4 m)

Raking Width:

28 Ft. 4 In. Maximum (8.6 m)

Raking Wheel Hubs: Ball Bearing

Number of Transport Wheels: 4

Optional Tandem Ground Wheels

Number of Raking Wheels: 13

Transport Wheels: 175/70-16

Hitch Jack: Standard

Hydraulic Fold on First 2 Raking Wheels

CODE	ATTACHMENT IDENTIFIER	DESCRIPTION	SUGGESTED LIST PRICE USD (\$)
------	-----------------------	-------------	-------------------------------

Select One Code From Each Required Category

BASE MACHINE

0231XF	WR4313 Heavy Duty Inline Wheel Rake with 13 Wheels	13,794.00
--------	--	-----------

ATTACHMENTS - ORDERED AS DESIRED

9010	Wind Panels with Hardware <i>Quantity of 13.</i>	533.00
9200	French Operators Manual and Decal Kit (WR4313)	No Charge

ATTACHMENTS FOR FIELD CONVERSION

Miscellaneous:

5TNC10D0005	French Operators Manual and Decal Kit (WR4313)	See Parts
5TN90399247	Wind Panel with Hardware (WR10, WR21, WR22, WR23, WR41, and WR43 Series)	45.92

FRONTIER PRODUCTS

Hay & Forage

WR4313 Heavy Duty Inline Wheel Rake with 13 Wheels
Continued

THIS PAGE IS INTENTIONALLY LEFT BLANK

FRONTIER PRODUCTS

Hay & Forage

WR5417 High Capacity Wheel Rake Equipment for Base Machine

Number of Wheels: 17	Tandem Rear Wheels: Standard
Teeth per Wheel: 36	Transport Wheels: 9.5L x 15
Tooth Diameter: 7 mm	Gauge Wheels: None
Wheel Diameter: 60 in.	Assembly/Set-Up Time:
Transport Width: 12 ft. 4 in.	6 Hours (2 Personnel)
Transport Length: 28 ft. 4 in.	Weight: 5900 lbs.
Raking Width: 29 ft.	
Windrow Width Adjustment:	
Maximum Finished Windrow Width 72.3 in.	
Raking Wheel Hubs: Tapered Bearings	
Wing Flex: None	
Number of Transport Wheels: 4	
Hitch Jack: Standard	

CODE	ATTACHMENT IDENTIFIER	DESCRIPTION	SUGGESTED LIST PRICE USD (\$)
------	-----------------------	-------------	-------------------------------

Select One Code From Each Required Category

BASE MACHINE

0311XF	WR5417 High Capacity Wheel Rake <i>Includes Transport Lights. Raking widths up to 29 Ft.</i>	30,215.00
--------	---	-----------

SPECIAL EQUIPMENT - FACTORY INSTALLED

8000	WR5417 Open Center Kit	438.00
8010	WR5417 Bi-Direct Springs	1,800.00

ATTACHMENTS - ORDERED AS DESIRED

9200	French Operators Manual and Decal Kit (WR5417)	No Charge
------	--	-----------

ATTACHMENTS FOR FIELD CONVERSION

Miscellaneous:		
5PQ903186	French Operators Manual and Decal Kit (WR5417)	44.80
5PQ507342	WR5417 Bi-Direct Springs	1,944.00
5PQ507218	WR5417 Open Center Kit	473.04

FRONTIER PRODUCTS

Hay & Forage

WR5417 High Capacity Wheel Rake
Continued

THIS PAGE IS INTENTIONALLY LEFT BLANK

FRONTIER PRODUCTS

Hay & Forage

RR1012E Economy Rotary Rake Equipment for Base Machine

Hitch Type: Drawbar
Working Width:
11 Ft. 8 In. (3.6 m)
Transport Width:
7 Ft. 6 In. (2.3 m)
Number of Tine Arms: 9
Number of Double Tines per Arm: 4
Tires: 15 x 6.00-6
PTO with Torque Limiter: Standard

Tractor PTO HP Requirement:
Minimum 20 HP
PTO Speed: 540 RPM

CODE	ATTACHMENT IDENTIFIER	DESCRIPTION	SUGGESTED LIST PRICE USD (\$)
------	--------------------------	-------------	-------------------------------------

Select One Code From Each Required Category

BASE MACHINE

0041XF	RR1012E Economy Rotary Rake	7,080.00
--------	-----------------------------	----------

ATTACHMENTS - ORDER AS DESIRED

9200	French Operators Manual and Decal Kit RR1012E Rotary Rake	No Charge
------	---	-----------

ATTACHMENTS FOR FIELD CONVERSION

5TNC10D0003	Miscellaneous: French Operators Manual and Decal Kit (RR1012E) <i>Destination of Quebec only. Includes French safety decals and manual.</i>	See Parts
-------------	--	-----------

FRONTIER PRODUCTS

Hay & Forage

RR1012E Economy Rotary Rake
Continued

THIS PAGE IS INTENTIONALLY LEFT BLANK

FRONTIER PRODUCTS

Hay & Forage

RR2109 - 9 Ft. Raking Width Rotary Rake Equipment for Base Machine

Tandem Axles With Four Bolt Wheels
Exclusive Level-Lift Hydraulics
Totally Enclosed Oil Bath Gearbox
Heat Treated, Double-Tooth
Spring Steel Tines
Safety Tow Chain is Standard Equipment
1 Year Parts and Labor Warranty

CODE	ATTACHMENT IDENTIFIER	DESCRIPTION	SUGGESTED LIST PRICE USD (\$)
------	--------------------------	-------------	-------------------------------------

Select One Code From Each Required Category

BASE MACHINE

0131XF		RR2109 - 9 Ft. Raking Width Rotary Rake	8,189.00
--------	--	---	----------

ATTACHMENTS - ORDER AS DESIRED

9200		French Operators Manual and Decal Kit RR2109 Rotary Rake	No Charge
------	--	--	-----------

ATTACHMENTS FOR FIELD CONVERSION

5PQ903180		Miscellaneous: French Operators Manual & Decal Kit (RR2109) Rotary Rake <i>Destination of Quebec only. Includes French safety decals and manual.</i>	44.80
-----------	--	---	-------

FRONTIER PRODUCTS

Hay & Forage

RR2109 - 9 Ft. Raking Width Rotary Rake
Continued

THIS PAGE IS INTENTIONALLY LEFT BLANK

FRONTIER PRODUCTS

Hay & Forage

RR2211 - 11 Ft. Raking Width Rotary Rake Equipment for Base Machine

Tandem Axles With Four Bolt Wheels
Exclusive Level-Lift Hydraulics
Totally Enclosed Oil Bath Gearbox
Heat Treated, Double-Tooth
Spring Steel Tines
Safety Tow Chain is Standard Equipment
1 Year Parts and Labor Warranty

CODE	ATTACHMENT IDENTIFIER	DESCRIPTION	SUGGESTED LIST PRICE USD (\$)
------	--------------------------	-------------	-------------------------------------

Select One Code From Each Required Category

BASE MACHINE

0141XF	RR2211 - 11 Ft. Raking Width Rotary Rake	10,217.00
--------	--	-----------

ATTACHMENTS - ORDER AS DESIRED

9200	French Operators Manual and Decal Kit RR2211 Rotary Rake	No Charge
------	--	-----------

ATTACHMENTS FOR FIELD CONVERSION

5PQ903181	Miscellaneous: French Operators Manual & Decal Kit (RR2211) Rotary Rake <i>Destination of Quebec only. Includes French safety decals and manual.</i>	44.80
-----------	---	-------

FRONTIER PRODUCTS

Hay & Forage

RR2211 - 11 Ft. Raking Width Rotary Rake
Continued

THIS PAGE IS INTENTIONALLY LEFT BLANK

FRONTIER PRODUCTS

Hay & Forage

RR2313 - 13 Ft. Raking Width Rotary Rake Equipment for Base Machine

13 ft. Clean sweep raking width
15 ft. Working width
8 ft. 2 in. Transport width
6 ft. 6 in. Transport height
Tandem walking beam axles with 18.5 in. wheels
Removable rotor arms for easy storage and narrow transport
Stub shafts removable w/o disassembling gearbox
Oversized swivel gearbox
Standard hydraulic rear curtain

4 Heat treated, double-tooth spring steel tines per arm
13 Tine arms per rotor
Safety tow chain standard

CODE	ATTACHMENT IDENTIFIER	DESCRIPTION	SUGGESTED LIST PRICE USD (\$)
------	-----------------------	-------------	-------------------------------

Select One Code From Each Required Category

BASE MACHINE

0301XF	RR2313 - 13 Ft. Raking Width Rotary Rake	16,188.00
--------	--	-----------

EXTRA FLOTATION TIRES

1095	Less Extra Flotation Tires	In Base Price
1010	Extra Flotation Tires (RR2313) <i>Note: Includes 2 additional flotation tires and 2 spindles for mounting to front of each walking beam.</i>	351.00

ATTACHMENTS - ORDER AS DESIRED

9200	French Operators Manual and Decal Kit RR2313 Rotary Rake	No Charge
------	--	-----------

ATTACHMENTS FOR FIELD CONVERSION

5PQ580035	Miscellaneous: Extra Flotation Tires (RR2313) <i>Note: Includes 2 additional flotation tires and 2 spindles for mounting to front of each walking beam.</i>	379.08
5PQ903187	French Operators Manual & Decal Kit (RR2313) Rotary Rake <i>Destination of Quebec only. Includes French safety decals and manual.</i>	44.80

FRONTIER PRODUCTS

Hay & Forage

RR2313 - 13 Ft. Raking Width Rotary Rake
Continued

THIS PAGE IS INTENTIONALLY LEFT BLANK

FRONTIER PRODUCTS

Hay & Forage

HM1109 Standard Hay Merger Equipment for Base Machine

Pickup Width: 9 Ft.
Base Unit Width: 14 Ft. 4 In.
Base Unit Height: 4 Ft. 6 In.
Base Unit Length: 19 Ft. 3 In.
Unit Width with
Optional Accelerator Roller:
15 Ft. 9 In.
Optional 2 Ft. Conveyor Extension
(Fixed): 16 Ft. 4 In.
Optional 2 Ft. Extension Unfolded: N/A
Optional 4 Ft. Extension Unfolded: N/A
Optional 6 Ft. Extension Unfolded: N/A
Optional Extension Folded: N/A
Base Unit Length
Pole Swung In: N/A
Pole Swung Out: N/A
Base Unit Weight
Standard Unit: 2970 lbs.
Self Contained Unit: 3380 lbs.
Tire Size (Frame): (2) 6.70 x 15
Tire Size (Pickup): (2) 5.70 x 8
Replaceable Three Prong Plastic Teeth: Yes
Cross Conveyor Width: 42 In.
Tractor Size and Hydraulic Capacity Required
Standard Unit:
MINIMUM - 70 HP with 16 GPM/2000 PSI
Self Contained Unit:
MINIMUM - 70 HP with 5 GPM/2000 PSI
Hydraulic Remotes Needed

Standard Unit: 2
Self Contained Unit: 1
Approximate Set-Up Times
Standard Unit: 1.5
Self Contained Unit: 2
Extension Length for Harvester with
Narrow (3.0 Meter) Pick-up Head:
Cut Width of 9 Ft. - 10 Ft.:
No extension required
Cut Width of 12 Ft.:
No extension required
Cut Width of 14 Ft.:
2 Ft. or Accelerator Roller
Cut Width of 16 Ft.: N/A
Cut Width of 18 Ft.: N/A
Extension Length for Harvester with
Wide (4.5 Meter) Pick-up Head:
Cut Width of 14 Ft.: N/A
Cut Width of 16 Ft.: N/A
Cut Width of 18 Ft.: N/A

CODE	ATTACHMENT IDENTIFIER	DESCRIPTION	SUGGESTED LIST PRICE USD (\$)
------	-----------------------	-------------	-------------------------------

Select One Code From Each Required Category

BASE MACHINE

0021XF	HM1109 Standard Hay Merger <i>9 Ft. Head. Includes rolling crop deflector, but does NOT include wind apron, which is no longer necessary.</i>	23,177.00
--------	--	-----------

PTO HYDRAULIC DRIVE

1000	PTO Hydraulic Drive <i>Self contained pump and reservoir.</i>	3,530.00
1095	Less PTO Hydraulic Drive	In Base Price

CONVEYOR EXTENSION

2002	Conveyor Extension <i>2 Ft. fixed (non-folding).</i>	961.00
2095	Less Conveyor Extension	In Base Price

ATTACHMENTS - ORDER AS DESIRED

9020	Accelerator Roller <i>For merging up to 14 Ft. cuts of hay or creating windrows up to 9 Ft. apart.</i>	1,150.00
9200	French Operators Manual & Decals HM11 Series Hay Mergers	No Charge

FRONTIER PRODUCTS

Hay & Forage

HM1109 Standard Hay Merger

Continued

CODE	ATTACHMENT IDENTIFIER	DESCRIPTION	SUGGESTED LIST PRICE USD (\$)
ATTACHMENTS FOR FIELD CONVERSION			
		Miscellaneous:	
	5HPMMO1	Accelerator Roller <i>For merging up to 14 Ft. cuts of hay or creating windrows up to 9 Ft. apart.</i>	1,242.00
	5HPMMO4	Conveyor Extension	1,037.88
	5HP1108FKM11	French Operators Manual & Decals HM11 Series Hay Mergers	43.46
	5HPMMO5	PTO Hydraulic Drive (HM1109)	3,443.04

FRONTIER PRODUCTS

Hay & Forage

HM1209 Hydra-Swing Merger Equipment for Base Machine

Pickup Width: 9 Ft.
Base Unit Width: 14 Ft. 4 In.
Base Unit Height: 5 Ft. 3 In.
Base Unit Length: N/A
Unit Width with
Optional Accelerator Roller: N/A
Optional 2 Ft. Conveyor Extension
(Fixed): N/A
Optional 2 Ft. Extension Unfolded:
16 Ft. 4 In.
Optional 4 Ft. Extension Unfolded:
18 Ft. 4 In.
Optional 6 Ft. Extension Unfolded:
20 Ft. 4 In.
Optional Extension Folded:
14 Ft. 10 In.
Base Unit Length
Pole Swung In: 22 Ft.
Pole Swung Out: 21 Ft.
Base Unit Weight
Standard Unit: 3095 lbs.
Self Contained Unit: 3515 lbs.
Tire Size (Frame):
(1) 6.70 x 15 and (2) 9.5L x 15
Tire Size (Pickup):
(2) 5.70 x 8
Replaceable Three Prong Plastic Teeth: Yes
Cross Conveyor Width: 42 In.
Tractor Size and Hydraulic Capacity Required
Standard Unit:
MINIMUM - 70 HP with 16 GPM/2000 PSI

Tractor Size and Hydraulic Capacity Required

Self Contained Unit:
MINIMUM - 70 HP with 5 GPM/2000 PSI
Hydraulic Remotes Needed
Standard Unit: 2
Self Contained Unit: 1
Approximate Set-Up Times
Standard Unit: 2.5
Self Contained Unit: 3

Extension Length for Harvester with Narrow (3.0 Meter) Pick-up Head:

Cut Width of 9 Ft. - 10 Ft.: N/A
Cut Width of 12 Ft.:
No extension required
Cut Width of 14 Ft.: 2 Ft.
Cut Width of 16 Ft.: 4 Ft.
Cut Width of 18 Ft.: 6 Ft.

Extension Length for Harvester with Wide (4.5 Meter) Pick-up Head:

Cut Width of 14 Ft.:
No Extension Required
Cut Width of 16 Ft.: 2 Ft.
Cut Width of 18 Ft.: 4 Ft.

CODE	ATTACHMENT IDENTIFIER	DESCRIPTION	SUGGESTED LIST PRICE USD (\$)
------	-----------------------	-------------	-------------------------------

Select One Code From Each Required Category

BASE MACHINE

0031XF	HM1209 Hydra-Swing Merger 9 Ft. Head. Includes rolling crop deflector, but does NOT include wind apron, which is no longer necessary.	30,225.00
--------	--	-----------

PTO HYDRAULIC DRIVE

1000	PTO Hydraulic Drive Self contained pump and reservoir.	3,943.00
1095	Less PTO Hydraulic Drive	In Base Price

CONVEYOR EXTENSION

2002	2 Ft. Folding Conveyor Extension	3,669.00
2004	4 Ft. Folding Conveyor Extension	4,061.00
2006	6 Ft. Folding Conveyor Extension	4,504.00
2095	Less Conveyor Extension	In Base Price

ATTACHMENTS - ORDER AS DESIRED

FRONTIER PRODUCTS

Hay & Forage

HM1209 Hydra-Swing Merger

Continued

CODE	ATTACHMENT IDENTIFIER	DESCRIPTION	SUGGESTED LIST PRICE USD (\$)
		ATTACHMENTS - ORDER AS DESIRED ...Continued...	
9000		Cross Conveyor Shut-Off	956.00
9010		Windrow Inverter (HM12 Series Hay Mergers) <i>Left hand discharge.</i>	201.00
9200		French Operators Manual & Decals HM12 Series Hay Mergers	No Charge
		ATTACHMENTS FOR FIELD CONVERSION	
		Miscellaneous:	
	5HPHSMO2	2 Ft. Folding Conveyor Extension	3,962.52
	5HPHSMO4	4 Ft. Folding Conveyor Extension	4,385.88
	5HPHSMO6	6 Ft. Folding Conveyor Extension	4,864.32
	5HPHSMOCSOK	Cross Conveyor Shut-Off	1,032.48
	5HP1108FKM12	French Operators Manual & Decals HM12 Series Hay Mergers	62.76
	5HPHSMO3	PTO Hydraulic Drive (HM12 Series Hay Merger)	4,258.44
	5HPHSMO1	Windrow Inverter HM12 Series Hay Mergers	217.08

FRONTIER PRODUCTS

Hay & Forage

HM1212 Hydra-Swing Merger Equipment for Base Machine

Pickup Width: 12 Ft.
Base Unit Width: 15 Ft. 4 In.
Base Unit Height: 5 Ft. 3 In.
Base Unit Length: N/A
Unit Width with
Optional Accelerator Roller: N/A
Optional 2 Ft. Conveyor Extension
(Fixed): N/A
Optional 2 Ft. Extension Unfolded:
17 Ft. 4 In.
Optional 4 Ft. Extension Unfolded:
19 Ft. 4 In.
Optional 6 Ft. Extension Unfolded:
21 Ft. 4 In.
Optional Extension Folded:
15 Ft. 10 In.
Base Unit Length
Pole Swung In: 22 Ft.
Pole Swung Out: 21 Ft.
Base Unit Weight
Standard Unit: 4173 lbs.
Self Contained Unit: 4593 lbs.
Tire Size (Frame):
(1) 6.70 x 15 and (2) 9.5L x 15
Tire Size (Pickup):
(2) 5.70 x 8
Replaceable Three Prong Plastic Teeth: Yes
Cross Conveyor Width: 42 In.
Tractor Size and Hydraulic Capacity Required
Standard Unit:
MINIMUM - 70 HP with 16 GPM/2000 PSI

Tractor Size and Hydraulic Capacity Required

Self Contained Unit:
MINIMUM - 70 HP with 5 GPM/2000 PSI
Hydraulic Remotes Needed
Standard Unit: 2
Self Contained Unit: 1
Approximate Set-Up Times
Standard Unit: 2.5
Self Contained Unit: 3

Extension Length for Harvester with Narrow (3.0 Meter) Pick-up Head:

Cut Width of 9 Ft. - 10 Ft.: N/A
Cut Width of 12 Ft.:
No extension required
Cut Width of 14 Ft.: 2 Ft.
Cut Width of 16 Ft.: 4 Ft.
Cut Width of 18 Ft.: 6 Ft.

Extension Length for Harvester with Wide (4.5 Meter) Pick-up Head:

Cut Width of 14 Ft.:
No Extension Required
Cut Width of 16 Ft.: 2 Ft.
Cut Width of 18 Ft.: 4 Ft.

CODE	ATTACHMENT IDENTIFIER	DESCRIPTION	SUGGESTED LIST PRICE USD (\$)
------	--------------------------	-------------	-------------------------------------

Select One Code From Each Required Category

BASE MACHINE

0032XF	HM1212 Hydra-Swing Merger 12 Ft. head. Includes rolling crop deflector, but does NOT include wind apron, which is no longer necessary.	34,509.00
--------	---	-----------

PTO HYDRAULIC DRIVE

1000	PTO Hydraulic Drive Self contained pump and reservoir.	3,943.00
1095	Less PTO Hydraulic Drive	In Base Price

CONVEYOR EXTENSION

2002	2 Ft. Folding Conveyor Extension	3,669.00
2004	4 Ft. Folding Conveyor Extension	4,061.00
2006	6 Ft. Folding Conveyor Extension	4,504.00
2095	Less Conveyor Extension	In Base Price

ATTACHMENTS - ORDER AS DESIRED

FRONTIER PRODUCTS

Hay & Forage

HM1212 Hydra-Swing Merger

Continued

CODE	ATTACHMENT IDENTIFIER	DESCRIPTION	SUGGESTED LIST PRICE USD (\$)
		ATTACHMENTS - ORDER AS DESIRED ...Continued...	
9000		Cross Conveyor Shut-Off	956.00
9010		Windrow Inverter (HM12 Series Hay Mergers) <i>Left hand discharge.</i>	201.00
9200		French Operators Manual & Decals HM12 Series Hay Mergers	No Charge
		ATTACHMENTS FOR FIELD CONVERSION	
		Miscellaneous:	
	5HPHSMO2	2 Ft. Folding Conveyor Extension	3,962.52
	5HPHSMO4	4 Ft. Folding Conveyor Extension	4,385.88
	5HPHSMO6	6 Ft. Folding Conveyor Extension	4,864.32
	5HPHSMOCSOK	Cross Conveyor Shut-Off	1,032.48
	5HP1108FKM12	French Operators Manual & Decals HM12 Series Hay Mergers	62.76
	5HPHSMO3	PTO Hydraulic Drive (HM12 Series Hay Merger)	4,258.44
	5HPHSMO1	Windrow Inverter HM12 Series Hay Mergers	217.08

FRONTIER PRODUCTS

Hay & Forage

BU1060 Bale Unroller Equipment for Base Machine

3-Point Hitch Compatibility:
Category I and II (iMatch and
Quick Coupler - II and IIIN)
Framing: Tubular
Optional Hydraulics:
2 In. x 8 In. Hydraulic Cylinder
Dimensions:
24 In. H x 50 In. W x 53 In. L
Equipment Weight: 310 lb.

Bale Handling Capacity:
One Large Round Bale (2000 lb. limit)

CODE	ATTACHMENT IDENTIFIER	DESCRIPTION	SUGGESTED LIST PRICE USD (\$)
------	--------------------------	-------------	-------------------------------------

Select One Code From Each Required Category

BASE MACHINE

0011XF	BU1060 Bale Unroller	1,039.00
--------	----------------------	----------

HYDRAULIC ACTUATION

1010	Hydraulic Kit to Actuate BU1060 Bale Unroller <i>Includes cylinder, hoses, and tips.</i>	349.00
1095	Less Hydraulic Actuation <i>2 In. x 8 In. hydraulic cylinder required with approximately 60 In. of 1/4 In. hose recommended.</i>	In Base Price

ATTACHMENTS FOR FIELD CONVERSION

5WS832135	Miscellaneous: Hydraulic Kit to Actuate Bale Unroller - Includes Cylinder, Hoses, and Tips (BU1060)	376.92
-----------	---	--------

FRONTIER PRODUCTS

Hay & Forage

BU1060 Bale Unroller

Continued

THIS PAGE IS INTENTIONALLY LEFT BLANK

FRONTIER PRODUCTS

Hay & Forage

BC1108 Bale Carrier - U.S. Equipment for Base Machine

Handles bale sizes from 4' x 4' to 5' x 5'
(diameter x width)
4' bale width - 8 bale capacity
5' bale width - 6 bale capacity
Complete self-loading and unloading operation
2 remote outlets required to operate
Comes complete with electric diverter valve for
third function to operate unloading tilt cylinder
All wiring and hose couplers included
Heavy duty loading arm
Transport safety lights, SMV, reflectors

Double cylinders on tilt bed
(4) 12.5 x 15 12 ply tires
10' 5" wide
20' long plus extensions for end bale

CODE	ATTACHMENT IDENTIFIER	DESCRIPTION	SUGGESTED LIST PRICE USD (\$)
------	--------------------------	-------------	-------------------------------------

Select One Code From Each Required Category

BASE MACHINE

0252XF	BC1108 Bale Carrier - U.S. <i>Includes rear extensions.</i>	25,468.00
--------	--	-----------

ATTACHMENTS - ORDER AS DESIRED

9200	French Operators Manual & Decals BC1108 Bale Carrier	No Charge
------	--	-----------

ATTACHMENTS FOR FIELD CONVERSION

Miscellaneous:

5TBBC118FROM	French Operators Manual & Decals BC1108 Bale Carrier	43.50
--------------	--	-------

FRONTIER PRODUCTS

Hay & Forage

BC1108 Bale Carrier - U.S.

Continued

THIS PAGE IS INTENTIONALLY LEFT BLANK

FRONTIER PRODUCTS

Hay & Forage

BC1110 Bale Carrier - U.S. Equipment for Base Machine

Handles bale sizes up to 6' x 6' (diameter x width) (4) 32/15.5x16.5 14ply Galaxy Tires
6' bale width - 10 bale capacity 11' 11" wide
Complete self-loading and unloading operation 28' long plus extensions for end bale
2 remote outlets required to operate
Comes complete with electric diverter valve for
third function to operate unloading tilt cylinder
All wiring and hose couplers included
Heavy duty loading arm
Transport safety lights, SMV, reflectors
Double cylinders on tilt bed

CODE	ATTACHMENT IDENTIFIER	DESCRIPTION	SUGGESTED LIST PRICE USD (\$)
------	--------------------------	-------------	-------------------------------------

Select One Code From Each Required Category

BASE MACHINE

0253XF	BC1110 Bale Carrier - U.S. <i>Includes rear extensions.</i>	30,166.00
--------	--	-----------

ATTACHMENTS - ORDER AS DESIRED

9200	French Operators Manual & Decals BC1110 Bale Carrier	No Charge
------	--	-----------

ATTACHMENTS FOR FIELD CONVERSION

Miscellaneous:

5TBBC110FROM	French Operators Manual & Decals BC1110 Bale Carrier	43.50
--------------	--	-------

FRONTIER PRODUCTS

Hay & Forage

BC1110 Bale Carrier - U.S.

Continued

THIS PAGE IS INTENTIONALLY LEFT BLANK

FRONTIER PRODUCTS

Hay & Forage

BC1108 Bale Carrier - Canada

Equipment for Base Machine

Handles bale sizes from 4' x 4' to 5' x 5'
(diameter x width)
4' bale width - 8 bale capacity
5' bale width - 6 bale capacity
Complete self-loading and unloading operation
2 remote outlets required to operate
Comes complete with electric diverter valve for
third function to operate unloading tilt cylinder
All wiring and hose couplers included
Heavy duty loading arm
Transport safety lights, SMV, reflectors

Double cylinders on tilt bed
(4) 12.5 x 15 12 ply tires
10' 5" wide
20' long plus extensions for end bale

CODE	ATTACHMENT IDENTIFIER	DESCRIPTION	SUGGESTED LIST PRICE USD (\$)
------	--------------------------	-------------	-------------------------------------

Select One Code From Each Required Category

BASE MACHINE

025BXF	BC1108 Bale Carrier - Canada <i>Includes rear extensions.</i>	25,621.00
--------	--	-----------

ATTACHMENTS - ORDER AS DESIRED

9200	French Operators Manual & Decals BC1108 Bale Carrier	No Charge
------	--	-----------

ATTACHMENTS FOR FIELD CONVERSION

Miscellaneous:

5TBBC118FROM	French Operators Manual & Decals BC1108 Bale Carrier	43.50
--------------	--	-------

FRONTIER PRODUCTS

Hay & Forage

BC1108 Bale Carrier - Canada

Continued

THIS PAGE IS INTENTIONALLY LEFT BLANK

FRONTIER PRODUCTS

Hay & Forage

BC1110 Bale Carrier - Canada

Equipment for Base Machine

Handles bale sizes up to 6' x 6' (diameter x width) (4) 32/15.5x16.5 14ply Galaxy Tires
6' bale width - 10 bale capacity 11' 11" wide
Complete self-loading and unloading operation 28' long plus extensions for end bale
2 remote outlets required to operate
Comes complete with electric diverter valve for
third function to operate unloading tilt cylinder
All wiring and hose couplers included
Heavy duty loading arm
Transport safety lights, SMV, reflectors
Double cylinders on tilt bed

CODE	ATTACHMENT IDENTIFIER	DESCRIPTION	SUGGESTED LIST PRICE USD (\$)
------	--------------------------	-------------	-------------------------------------

Select One Code From Each Required Category

BASE MACHINE

025CXF	BC1110 Bale Carrier - Canada <i>Includes rear extensions.</i>	30,347.00
--------	--	-----------

ATTACHMENTS - ORDER AS DESIRED

9200	French Operators Manual & Decals BC1110 Bale Carrier	No Charge
------	--	-----------

ATTACHMENTS FOR FIELD CONVERSION

Miscellaneous:

5TBBC110FROM	French Operators Manual & Decals BC1110 Bale Carrier	43.50
--------------	--	-------

FRONTIER PRODUCTS

Hay & Forage

BC1110 Bale Carrier - Canada

Continued

THIS PAGE IS INTENTIONALLY LEFT BLANK

FRONTIER PRODUCTS

Hay & Forage

LW1166 Inline Bale Wrapper - U.S. Equipment for Base Machine

Fully automatic cycling
Electric start 13 HP Honda gas engine (18 amp charging system)
Spark arrester on engine
Low oil alert on engine
Transport safety lights, SMV, reflectors
Temperature gauge on hydraulic tank
Lock pin on hoop to reload plastic
Hydraulic steering
Electric hydraulic switch in control panel
Main control panel wired for field installed options
Hydraulic over center cam axle to pack bales tightly

Adjustable stroke length on charge table
2 - 30" pretensioners
Cross tube unloading (to push off last bale)
Adjustable length tongue
Automatically idles down when cycle completed
Safety shut off switch on guards
Guide rollers for side hill operation
Lug tires on rear axle

CODE	ATTACHMENT IDENTIFIER	DESCRIPTION	SUGGESTED LIST PRICE USD (\$)
------	-----------------------	-------------	-------------------------------

Select One Code From Each Required Category

BASE MACHINE

0261XF		LW1166 Inline Bale Wrapper - U.S. <i>Includes plastic sensor shutdown and guide rollers.</i>	36,299.00
--------	--	---	-----------

HYDRAULIC POWER DRIVE

1010		Single Wheel Hydraulic Power Drive LW1166	815.00
1020		Dual Wheel Hydraulic Power Drive LW1166	1,635.00
1095		No Hydraulic Power Drive	In Base Price

ENGINE

2000		13 HP Honda Engine	In Base Price
2010		20 HP Honda Engine <i>Includes High Flow Pump for faster cycle times.</i>	3,000.00

REMOTE CONTROL

3010		Remote Steering and Shutdown	1,200.00
3095		No Remote Steering and Shutdown	In Base Price

SPECIAL EQUIPMENT - FACTORY INSTALLED

8010		Night Working Lights <i>Includes three lights.</i>	236.00
8030		Twin Wrap Kit <i>For double plastic.</i>	579.00

ATTACHMENTS - ORDER AS DESIRED

FRONTIER PRODUCTS

Hay & Forage

LW1166 Inline Bale Wrapper - U.S.

Continued

CODE	ATTACHMENT IDENTIFIER	DESCRIPTION	SUGGESTED LIST PRICE USD (\$)
9000		ATTACHMENTS - ORDER AS DESIRED ...Continued... Shielding <i>Order only for machines sold in Quebec.</i>	No Charge
ATTACHMENTS FOR FIELD CONVERSION			
		Miscellaneous:	
	5TBHPDD5000F	LW11 Dual Wheel Hydraulic Power Drive	1,789.86
	5TBHPD5000F	LW11 Single Wheel Hydraulic Power Drive	891.26
	5TBNWLKF	LW11/LW12 Night Working Lights	257.94
	5TBRSSKX2HDF	LW11/LW12 Remote Steering and Shutdown	1,312.78
	5TBTWKF	LW11/LW12 Twin Wrap Kit	633.32
	5TBSSKF	Shielding <i>(Order only for machines sold into Quebec.)</i>	0.00

FRONTIER PRODUCTS

Hay & Forage

LW1266 Inline Bale Wrapper - U.S. Equipment for Base Machine

Fully automatic cycling
Electric start 13 HP Honda gas engine (18 amp charging system)
Spark arrester on engine
Low oil alert on engine
Transport safety lights, SMV, reflectors
Temperature gauge on hydraulic tank
Lock pin on hoop to reload plastic
Roller bed rises for round to square bales
Hydraulic steering
Electric hydraulic switch in control panel
Main control panel wired for field installed options
Hydraulic over center cam axle to pack bales tightly
Adjustable stroke length on charge table

2 - 30" pretensioners
Cross tube unloading (to push off last bale)
Hydraulic lift ramp
Adjustable length tongue
Automatically idles down when cycle completed
Safety shut off switch on guards
Square bale riser bars
Lug tires on rear axle (when ordering hydraulic power drive)

CODE	ATTACHMENT IDENTIFIER	DESCRIPTION	SUGGESTED LIST PRICE USD (\$)
------	-----------------------	-------------	-------------------------------

Select One Code From Each Required Category

BASE MACHINE

0271XF		LW1266 Inline Bale Wrapper - U.S. <i>Includes plastic sensor shutdown.</i>	39,585.00
--------	--	---	-----------

HYDRAULIC POWER DRIVE

1010		Single Wheel Hydraulic Power Drive LW1266	1,379.00
1020		Dual Wheel Hydraulic Power Drive LW1266	2,610.00
1095		No Hydraulic Power Drive	In Base Price

ENGINE

2000		13 HP Honda Engine	In Base Price
2010		20 HP Honda Engine <i>Includes High Flow Pump for faster cycle times.</i>	3,000.00

REMOTE CONTROL

3010		Remote Steering and Shutdown	1,200.00
3095		No Remote Steering and Shutdown	In Base Price

SPECIAL EQUIPMENT - FACTORY INSTALLED

8010		Night Working Lights <i>Includes three lights.</i>	236.00
8020		Guide Rollers <i>For side hill operation.</i>	477.00
8030		Twin Wrap Kit <i>For double plastic.</i>	579.00

FRONTIER PRODUCTS

Hay & Forage

LW1266 Inline Bale Wrapper - U.S.

Continued

CODE	ATTACHMENT IDENTIFIER	DESCRIPTION	SUGGESTED LIST PRICE USD (\$)
SPECIAL EQUIPMENT - FACTORY INSTALLED ...Continued...			
8040		Quick Start Power Jack <i>Includes fuel pump.</i>	989.00
ATTACHMENTS - ORDER AS DESIRED			
9000		Shielding <i>Order only for machines sold in Quebec.</i>	No Charge
ATTACHMENTS FOR FIELD CONVERSION			
Miscellaneous:			
5TBNWLKF		LW11/LW12 Night Working Lights	257.94
5TBRSSKX2HDF		LW11/LW12 Remote Steering and Shutdown	1,312.78
5TBTWKF		LW11/LW12 Twin Wrap Kit	633.32
5TBHPDD5500F		LW12 Dual Wheel Hydraulic Power Drive	2,855.18
5TBQSPJF		LW12 Quick Start Power Jack	1,082.10
5TBGRF		LW12 Side Hill Guide Rollers	521.13
5TBHPD5500F		LW12 Single Wheel Hydraulic Power Drive	1,508.85
5TBSSKF		Shielding <i>(Order only for machines sold into Quebec.)</i>	0.00

FRONTIER PRODUCTS

Hay & Forage

LW1166 Inline Bale Wrapper - Canada Equipment for Base Machine

Fully automatic cycling
Electric start 13 HP Honda gas engine (18 amp charging system) Spark arrester on engine
Low oil alert on engine
Transport safety lights, SMV, reflectors
Temperature gauge on hydraulic tank
Lock pin on hoop to reload plastic
Hydraulic steering
Electric hydraulic switch in control panel
Main control panel wired for field installed options
Hydraulic over center cam axle to pack bales tightly
Adjustable stroke length on charge table

2 - 30" pretensioners
Cross tube unloading (to push off last bale)
Adjustable length tongue
Automatically idles down when cycle completed
Safety shut off switch on guards
Guide rollers for side hill operation
Lug tires on rear axle

CODE	ATTACHMENT IDENTIFIER	DESCRIPTION	SUGGESTED LIST PRICE USD (\$)
------	-----------------------	-------------	-------------------------------

Select One Code From Each Required Category

BASE MACHINE

026AXF		LW1166 Inline Bale Wrapper - Canada <i>Includes plastic sensor shutdown and guide rollers.</i>	36,516.00
--------	--	---	-----------

HYDRAULIC POWER DRIVE

1010		Single Wheel Hydraulic Power Drive LW1166	820.00
1020		Dual Wheel Hydraulic Power Drive LW1166	1,645.00
1095		No Hydraulic Power Drive	In Base Price

ENGINE

2000		13 HP Honda Engine	In Base Price
2010		20 HP Honda Engine <i>Includes High Flow Pump for faster cycle times.</i>	3,000.00

REMOTE CONTROL

3010		Remote Steering and Shutdown	1,207.00
3095		No Remote Steering and Shutdown	In Base Price

SPECIAL EQUIPMENT - FACTORY INSTALLED

8010		Night Working Lights <i>Includes three lights.</i>	237.00
8030		Twin Wrap Kit <i>For double plastic.</i>	583.00

ATTACHMENTS - ORDER AS DESIRED

FRONTIER PRODUCTS

Hay & Forage

LW1166 Inline Bale Wrapper - Canada

Continued

CODE	ATTACHMENT IDENTIFIER	DESCRIPTION	SUGGESTED LIST PRICE USD (\$)
9000		ATTACHMENTS - ORDER AS DESIRED ...Continued... Shielding <i>Order only for machines sold in Quebec.</i>	No Charge
ATTACHMENTS FOR FIELD CONVERSION			
		Miscellaneous:	
5TBHPDD5000F		LW11 Dual Wheel Hydraulic Power Drive	1,789.86
5TBHPD5000F		LW11 Single Wheel Hydraulic Power Drive	891.26
5TBNWLKF		LW11/LW12 Night Working Lights	257.94
5TBRSSKX2HDF		LW11/LW12 Remote Steering and Shutdown	1,312.78
5TBTWKF		LW11/LW12 Twin Wrap Kit	633.32
5TBSSKF		Shielding <i>(Order only for machines sold into Quebec.)</i>	0.00

FRONTIER PRODUCTS

Hay & Forage

LW1266 Inline Bale Wrapper - Canada Equipment for Base Machine

Fully automatic cycling
Electric start 13 HP Honda gas engine (18 amp charging system)
Spark arrester on engine
Low oil alert on engine
Transport safety lights, SMV, reflectors
Temperature gauge on hydraulic tank
Lock pin on hoop to reload plastic
Roller bed rises for round to square bales
Hydraulic steering
Electric hydraulic switch in control panel
Main control panel wired for field installed options
Hydraulic over center cam axle to pack bales tightly
Adjustable stroke length on charge table

2 - 30" pretensioners
Cross tube unloading (to push off last bale)
Hydraulic lift ramp
Adjustable length tongue
Automatically idles down when cycle completed
Safety shut off switch on guards
Square bale riser bars
Lug tires on rear axle (when ordering hydraulic power drive)

CODE	ATTACHMENT IDENTIFIER	DESCRIPTION	SUGGESTED LIST PRICE USD (\$)
------	-----------------------	-------------	-------------------------------

Select One Code From Each Required Category

BASE MACHINE

027AXF		LW1266 Inline Bale Wrapper - Canada <i>Includes plastic sensor shutdown.</i>	39,822.00
--------	--	---	-----------

HYDRAULIC POWER DRIVE

1010		Single Wheel Hydraulic Power Drive LW1266	1,387.00
1020		Dual Wheel Hydraulic Power Drive LW1266	2,625.00
1095		No Hydraulic Power Drive	In Base Price

ENGINE

2000		13 HP Honda Engine	In Base Price
2010		20 HP Honda Engine <i>Includes High Flow Pump for faster cycle times.</i>	3,000.00

REMOTE CONTROL

3010		Remote Steering and Shutdown	1,207.00
3095		No Remote Steering and Shutdown	In Base Price

SPECIAL EQUIPMENT - FACTORY INSTALLED

8010		Night Working Lights <i>Includes three lights.</i>	237.00
8020		Guide Rollers <i>For side hill operation.</i>	479.00
8030		Twin Wrap Kit <i>For double plastic.</i>	583.00

FRONTIER PRODUCTS

Hay & Forage

LW1266 Inline Bale Wrapper - Canada

Continued

CODE	ATTACHMENT IDENTIFIER	DESCRIPTION	SUGGESTED LIST PRICE USD (\$)
SPECIAL EQUIPMENT - FACTORY INSTALLED ...Continued...			
8040		Quick Start Power Jack <i>Includes fuel pump.</i>	995.00
ATTACHMENTS - ORDER AS DESIRED			
9000		Shielding <i>Order only for machines sold in Quebec.</i>	No Charge
ATTACHMENTS FOR FIELD CONVERSION			
Miscellaneous:			
5TBNWLKF		LW11/LW12 Night Working Lights	257.94
5TBRSSKX2HDF		LW11/LW12 Remote Steering and Shutdown	1,312.78
5TBTWKF		LW11/LW12 Twin Wrap Kit	633.32
5TBHPDD5500F		LW12 Dual Wheel Hydraulic Power Drive	2,855.18
5TBQSPJF		LW12 Quick Start Power Jack	1,082.10
5TBGRF		LW12 Side Hill Guide Rollers	521.13
5TBHPD5500F		LW12 Single Wheel Hydraulic Power Drive	1,508.85
5TBSSKF		Shielding <i>(Order only for machines sold into Quebec.)</i>	0.00

FRONTIER PRODUCTS

Hay & Forage

LW1166 Inline Bale Wrapper - Quebec Only Equipment for Base Machine

Fully automatic cycling
Electric start 13 HP Honda gas engine (18 amp charging system)
Spark arrester on engine
Low oil alert on engine
Transport safety lights, SMV, reflectors
Temperature gauge on hydraulic tank
Lock pin on hoop to reload plastic
Hydraulic steering
Electric hydraulic switch in control panel
Main control panel wired for field installed options
Hydraulic over center cam axle to pack bales tightly

Adjustable stroke length on charge table
2 - 30" pretensioners
Cross tube unloading (to push off last bale)
Adjustable length tongue
Automatically idles down when cycle completed
Safety shut off switch on guards
Guide rollers for side hill operation
Lug tires on rear axle

CODE	ATTACHMENT IDENTIFIER	DESCRIPTION	SUGGESTED LIST PRICE USD (\$)
------	-----------------------	-------------	-------------------------------

Select One Code From Each Required Category

BASE MACHINE

026BXF		LW1166 Inline Bale Wrapper - Quebec Only <i>Includes plastic sensor shutdown, guide rollers and enhanced shielding, and French Operator's Manual/Decals.</i>	36,516.00
--------	--	---	-----------

HYDRAULIC POWER DRIVE

1010		Single Wheel Hydraulic Power Drive LW1166	820.00
1020		Dual Wheel Hydraulic Power Drive LW1166	1,645.00
1095		No Hydraulic Power Drive	In Base Price

ENGINE

2000		13 HP Honda Engine	In Base Price
2010		20 HP Honda Engine <i>Includes High Flow Pump for faster cycle times.</i>	3,000.00

REMOTE CONTROL

3010		Remote Steering and Shutdown	1,207.00
3095		No Remote Steering and Shutdown	In Base Price

SPECIAL EQUIPMENT - FACTORY INSTALLED

8010		Night Working Lights <i>Includes three lights.</i>	237.00
8030		Twin Wrap Kit <i>For double plastic.</i>	583.00

ATTACHMENTS FOR FIELD CONVERSION

FRONTIER PRODUCTS

Hay & Forage

LW1166 Inline Bale Wrapper - Quebec Only

Continued

CODE	ATTACHMENT IDENTIFIER	DESCRIPTION	SUGGESTED LIST PRICE USD (\$)
ATTACHMENTS FOR FIELD CONVERSION ...Continued...			
		Miscellaneous:	
5TBHPDD5000F	LW11	Dual Wheel Hydraulic Power Drive	1,789.86
5TBHPD5000F	LW11	Single Wheel Hydraulic Power Drive	891.26
5TBNWLKF	LW11/LW12	Night Working Lights	257.94
5TBRSSKX2HDF	LW11/LW12	Remote Steering and Shutdown	1,312.78
5BTWKF	LW11/LW12	Twin Wrap Kit	633.32

FRONTIER PRODUCTS

Hay & Forage

LW1266 Inline Bale Wrapper - Quebec Only Equipment for Base Machine

Fully automatic cycling
Electric start 13 HP Honda gas engine (18 amp charging system)
Spark arrester on engine
Low oil alert on engine
Transport safety lights, SMV, reflectors
Temperature gauge on hydraulic tank
Lock pin on hoop to reload plastic
Roller bed rises for round to square bales
Hydraulic steering
Electric hydraulic switch in control panel
Main control panel wired for field installed options
Hydraulic over center cam axle to pack bales tightly
Adjustable stroke length on charge table

2 - 30" pretensioners
Cross tube unloading (to push off last bale)
Hydraulic lift ramp
Adjustable length tongue
Automatically idles down when cycle completed
Safety shut off switch on guards
Square bale riser bars
Lug tires on rear axle (when ordering hydraulic power drive)

CODE	ATTACHMENT IDENTIFIER	DESCRIPTION	SUGGESTED LIST PRICE USD (\$)
------	-----------------------	-------------	-------------------------------

Select One Code From Each Required Category

BASE MACHINE

027BXF	LW1266 Inline Bale Wrapper - Quebec Only <i>Includes plastic sensor shutdown and enhanced shielding, and French Operator's Manual/Decals.</i>	39,822.00
--------	--	-----------

HYDRAULIC POWER DRIVE

1010	Single Wheel Hydraulic Power Drive LW1266	1,387.00
1020	Dual Wheel Hydraulic Power Drive LW1266	2,625.00
1095	No Hydraulic Power Drive	In Base Price

ENGINE

2000	13 HP Honda Engine	In Base Price
2010	20 HP Honda Engine <i>Includes High Flow Pump for faster cycle times.</i>	3,000.00

REMOTE CONTROL

3010	Remote Steering and Shutdown	1,207.00
3095	No Remote Steering and Shutdown	In Base Price

SPECIAL EQUIPMENT - FACTORY INSTALLED

8010	Night Working Lights <i>Includes three lights.</i>	237.00
8030	Twin Wrap Kit <i>For double plastic.</i>	583.00
8020	Guide Rollers	479.00

FRONTIER PRODUCTS

Hay & Forage

LW1266 Inline Bale Wrapper - Quebec Only

Continued

CODE	ATTACHMENT IDENTIFIER	DESCRIPTION	SUGGESTED LIST PRICE USD (\$)
SPECIAL EQUIPMENT - FACTORY INSTALLED ...Continued...			
<i>For side hill operation.</i>			
8040		Quick Start Power Jack <i>Includes fuel pump.</i>	995.00
ATTACHMENTS FOR FIELD CONVERSION			
		Miscellaneous:	
	5TBNWLKF	LW11/LW12 Night Working Lights	257.94
	5TBRSSKX2HDF	LW11/LW12 Remote Steering and Shutdown	1,312.78
	5TBTWKF	LW11/LW12 Twin Wrap Kit	633.32
	5TBHPDD5500F	LW12 Dual Wheel Hydraulic Power Drive	2,855.18
	5TBQSPJF	LW12 Quick Start Power Jack	1,082.10
	5TBGRF	LW12 Side Hill Guide Rollers	521.13
	5TBHPD5500F	LW12 Single Wheel Hydraulic Power Drive	1,508.85

FRONTIER PRODUCTS

Hay & Forage

SB3106 - 6 Ft. Sickle Bar Mower Equipment for Base Machine

Working Width: 5 ft. 9 in. (1.75 m)	for Belt Tension
Tractor PTO Speed: 540 RPM	Driveline Protection: Slip Clutch
Tractor PTO HP (Minimum): 25 HP	Safety Trip Linkage
Tractor PTO HP (Maximum): 50 HP	Hydraulic Lifting Cylinder for Cutting Bar
Hitch: Category I, Category II, and iMatch Compatible	Double Action Cutting Bar
Parking Stand Included	
Height Adjustment: Skid Shoes	
Drive: Belt with Manual Adjustment	

CODE	ATTACHMENT IDENTIFIER	DESCRIPTION	SUGGESTED LIST PRICE USD (\$)
------	--------------------------	-------------	-------------------------------------

Select One Code From Each Required Category

BASE MACHINE

0281XF	SB3106 - 6 Ft. Sickle Bar Mower <i>Order in multiples of two.</i>	4,752.00
--------	--	----------

ATTACHMENTS - ORDER AS DESIRED

9200	French Operators Manual and Parts Catalog (SB31 Series Sickle Bar Mower)	No Charge
------	--	-----------

ATTACHMENTS FOR FIELD CONVERSION

5GH89900522	Miscellaneous: French Operators Manual and Parts Catalog (SB31 Series Sickle Bar Mower)	See Parts
-------------	---	-----------

FRONTIER PRODUCTS

Hay & Forage

SB3106 - 6 Ft. Sickle Bar Mower

Continued

THIS PAGE IS INTENTIONALLY LEFT BLANK

FRONTIER PRODUCTS

Hay & Forage

SB3107 - 6 Ft. 9 In. Sickle Bar Mower Equipment for Base Machine

Working Width: 6 ft. 9 in. (2.05 m)	for Belt Tension
Tractor PTO Speed: 540 RPM	Driveline Protection: Slip Clutch
Tractor PTO HP (Minimum): 25 HP	Safety Trip Linkage
Tractor PTO HP (Maximum): 50 HP	Hydraulic Lifting Cylinder for Cutting Bar
Hitch:	Double Action Cutting Bar
Category I, Category II, and iMatch Compatible	
Parking Stand Included	
Height Adjustment: Skid Shoes	
Drive:	
Belt with Manual Adjustment	

CODE	ATTACHMENT IDENTIFIER	DESCRIPTION	SUGGESTED LIST PRICE USD (\$)
------	--------------------------	-------------	-------------------------------------

Select One Code From Each Required Category

BASE MACHINE

0282XF	SB3107 - 6 Ft. 9 In. Sickle Bar Mower <i>Order in multiples of two.</i>	4,962.00
--------	--	----------

ATTACHMENTS - ORDER AS DESIRED

9200	French Operators Manual and Parts Catalog (SB31 Series Sickle Bar Mower)	No Charge
------	--	-----------

ATTACHMENTS FOR FIELD CONVERSION

5GH89900522	Miscellaneous: French Operators Manual and Parts Catalog (SB31 Series Sickle Bar Mower)	See Parts
-------------	---	-----------

FRONTIER PRODUCTS

Hay & Forage

SB3107 - 6 Ft. 9 In. Sickle Bar Mower

Continued

THIS PAGE IS INTENTIONALLY LEFT BLANK

FRONTIER PRODUCTS

Hay & Forage

SB3108 - 7 Ft. 8 In. Sickle Bar Mower

Equipment for Base Machine

Working Width: 7 Ft. 8 In. (2.35 m)	for Belt Tension
Tractor PTO Speed: 540 RPM	Driveline Protection: Slip Clutch
Tractor PTO HP (Minimum): 25 HP	Safety Trip Linkage
Tractor PTO HP (Maximum): 50 HP	Hydraulic Lifting Cylinder for Cutting Bar
Hitch: Category I, Category II, and iMatch Compatible	Double Action Cutting Bar
Parking Stand Included	
Height Adjustment: Skid Shoes	
Drive: Belt with Manual Adjustment	

CODE	ATTACHMENT IDENTIFIER	DESCRIPTION	SUGGESTED LIST PRICE USD (\$)
------	--------------------------	-------------	-------------------------------------

Select One Code From Each Required Category

BASE MACHINE

0283XF	SB3108 - 7 Ft. 8 In. Sickle Bar Mower <i>Order in multiples of two.</i>	5,053.00
--------	--	----------

ATTACHMENTS - ORDER AS DESIRED

9200	French Operators Manual and Parts Catalog (SB31 Series Sickle Bar Mower)	No Charge
------	--	-----------

ATTACHMENTS FOR FIELD CONVERSION

5GH89900522	Miscellaneous: French Operators Manual and Parts Catalog (SB31 Series Sickle Bar Mower)	See Parts
-------------	---	-----------

FRONTIER PRODUCTS

Hay & Forage

SB3108 - 7 Ft. 8 In. Sickle Bar Mower

Continued

THIS PAGE IS INTENTIONALLY LEFT BLANK

FRONTIER PRODUCTS

Hay & Forage

HS2001 - 3-Point Single Tine Hay Spear Equipment for Base Machine

Primary Spears:

One - 47 in. x 1.65 in. (119.4 cm. x 4.2 cm)
(Approximate 41 in. (104.1 cm. Usable Length)

Primary Spear Location: Top

Stabilizing Spears:

Two - 10 in. x 1.25 in. (25.4 cm. x 3.2 cm.)

Stabilizing Spear Location: Bottom

Replaceable Spears: Yes, Bolt-In Tine

Framing: Tubular

Bale Handling Capacity:

One Large Round Bale

Implement Capacity:

2200 lbs. at 24 in. (997.9 kg. at 61 cm.)

Hitch:

Category I and II

(iMatch and Quick Coupler)

Dimensions:

24.75 in. (H) x 37.5 in. (W) x 49.5 in. (L) (62.9
cm. x 95.3 cm. x 125.7 cm.)

Assembly: 15 Minutes

Operational Weight: 72 lbs. (32.7 kg.)

Warranty: 1 Year

CODE	ATTACHMENT IDENTIFIER	DESCRIPTION	SUGGESTED LIST PRICE USD (\$)
------	--------------------------	-------------	-------------------------------------

Select One Code From Each Required Category

BASE MACHINE

2280XF	HS2001 - 3-Point Single Tine Hay Spear	374.00
--------	--	--------

FRONTIER PRODUCTS

Hay & Forage

HS2001 - 3-Point Single Tine Hay Spear
Continued

THIS PAGE IS INTENTIONALLY LEFT BLANK

FRONTIER PRODUCTS

Hay & Forage

HS2002 - 3-Point Dual Tine Hay Spear Equipment for Base Machine

Primary Spears:

Two - 47 in. x 1.65 in. (119.4 cm. x 4.2 cm)
(Approximate 42.5 in. (108 cm. Usable Length)

Primary Spear Location: Bottom

Replaceable Spears: Yes, Bolt-In Tine

Framing: Tubular

Bale Handling Capacity:

One Large Round Bale

Implement Capacity:

3000 lbs. at 24 in. (1,360.8 kg. at 61 cm.)

Hitch:

Category II and III

(Quick Coupler - II, III, and 3N)

Dimensions:

26.5 in. (H) x 47.5 in. (W) x 51.5 in. (L) (67.3
cm. x 120.7 cm. x 130.8 cm.)

Assembly: 15 Minutes

Operational Weight: 138 lbs. (62.6 kg.)

Warranty: 1 Year

CODE	ATTACHMENT IDENTIFIER	DESCRIPTION	SUGGESTED LIST PRICE USD (\$)
------	--------------------------	-------------	-------------------------------------

Select One Code From Each Required Category

BASE MACHINE

2281XF	HS2002 - 3-Point Dual Tine Hay Spear	511.00
--------	--------------------------------------	--------

FRONTIER PRODUCTS

Hay & Forage

HS2002 - 3-Point Dual Tine Hay Spear
Continued

THIS PAGE IS INTENTIONALLY LEFT BLANK

FRONTIER PRODUCTS

Hay & Forage

HS2003 - 3-Point Triple Tine Hay Spear Equipment for Base Machine

Primary Spears:

Three - 47 in. x 1.65 in. (119.4 cm. x 4.2 cm)
(Approximate 42.5 in. (108 cm. Usable Length)

Primary Spear Location: Bottom

Replaceable Spears: Yes, Bolt-In Tine

Framing: Tubular

Bale Handling Capacity:

One Large Square Bale

Implement Capacity:

3000 lbs. at 24 in. (1,360.8 kg. at 61 cm.)

Hitch:

Category II and III

(Quick Coupler - II, III, and 3N)

Dimensions:

26.5 in. (H) x 60 in. (W) x 51.5 in. (L) (67.3
cm. x 152.4 cm. x 130.8 cm.)

Assembly: 30 Minutes

Operational Weight: 178 lbs. (80.7 kg.)

Warranty: 1 Year

CODE	ATTACHMENT IDENTIFIER	DESCRIPTION	SUGGESTED LIST PRICE USD (\$)
------	--------------------------	-------------	-------------------------------------

Select One Code From Each Required Category

BASE MACHINE

2282XF	HS2003 - 3-Point Triple Tine Hay Spear	747.00
--------	--	--------

FRONTIER PRODUCTS

Hay & Forage

HS2003 - 3-Point Triple Tine Hay Spear
Continued

THIS PAGE IS INTENTIONALLY LEFT BLANK

FRONTIER PRODUCTS

Hay & Forage

HS2004 - 3-Point Quadruple Tine Hay Spear Equipment for Base Machine

Primary Spears:

Four - 47 in. x 1.65 in. (119.4 cm. x 4.2 cm)
(Approximate 42.5 in. (108 cm. Usable Length)

Primary Spear Location: Bottom

Replaceable Spears: Yes, Bolt-In Tine

Framing: Tubular

Bale Handling Capacity:

Two Large Round Bales (up to 5 ft. x 6 ft. (1.5 m
x 1.8 m)

Implement Capacity:

4000 lbs. at 24 in. (1,814.4 kg. at 61 cm.)

Hitch:

Category II and III

(Quick Coupler - II, III, and 3N)

Dimensions:

26.5 in. (H) x 96 in. (W) x 51.5 in. (L) (67.3
cm. x 243.8 cm. x 130.8 cm.)

Assembly: 30 Minutes

Operational Weight: 255 lbs. (115.7 kg.)

Warranty: 1 Year

CODE	ATTACHMENT IDENTIFIER	DESCRIPTION	SUGGESTED LIST PRICE USD (\$)
------	--------------------------	-------------	-------------------------------------

Select One Code From Each Required Category

BASE MACHINE

2283XF	HS2004 - 3-Point Quadruple Tine Hay Spear	1,016.00
--------	---	----------

FRONTIER PRODUCTS

Hay & Forage

HS2004 - 3-Point Quadruple Tine Hay Spear
Continued

THIS PAGE IS INTENTIONALLY LEFT BLANK

FRONTIER PRODUCTS

Landscaping

PB1001 Integral One Bottom Turning Plow Equipment for Base Machine

Hitch:

Lift-type, Category I,
not iMatch Compatible
One, 14 In. (355.6 mm) Moldboard
Transport Length:
45 In. (1,143 mm)
Transport Width:
33 In. (838.2 mm)
Transport Height:
40.5 In. (1,028.7 mm)
Tractor Engine HP Range:
25 - 50 HP

Moldboard Dimensions:

14 In. (355.6 mm) (W) x
21 In. (533.4 mm) (L) x
16 In. (406.4 mm) (H)
Parking Stand Included

CODE	ATTACHMENT IDENTIFIER	DESCRIPTION	SUGGESTED LIST PRICE USD (\$)
------	--------------------------	-------------	-------------------------------------

Select One Code From Each Required Category

BASE MACHINE

3431XF	PB1001 Integral One Bottom Turning Plow <i>Order in multiples of two.</i>	747.00
--------	--	--------

ATTACHMENTS FOR FIELD CONVERSION

5TITE511154	Miscellaneous: French Kit - Includes Operator's Manual, Parts Catalog and Safety Decals <i>PB1001 and PB1002</i>	13.21
-------------	---	-------

FRONTIER PRODUCTS

Landscaping

PB1001 Integral One Bottom Turning Plow
Continued

THIS PAGE IS INTENTIONALLY LEFT BLANK

FRONTIER PRODUCTS

Landscaping

PB1002 Integral Two Bottom Turning Plow Equipment for Base Machine

Hitch: 25 - 50 HP
Lift-type, Category I,
not iMatch Compatible
Two, 14 In. (355.6 mm) Moldboards
Transport Length: 71 In. (1,803.4 mm)
Transport Width: 40 In. (1,016 mm)
Transport Height: 40.5 In. (1,028.7 mm)
Tractor Engine HP Range: 25 - 50 HP
Moldboard Dimensions:
14 In. (355.6 mm) (W) x
21 In. (533.4 mm) (L) x
16 In. (406.4 mm) (H)

CODE	ATTACHMENT IDENTIFIER	DESCRIPTION	SUGGESTED LIST PRICE USD (\$)
------	--------------------------	-------------	-------------------------------------

Select One Code From Each Required Category

BASE MACHINE

3432XF	PB1002 Integral Two Bottom Turning Plow <i>Order in multiples of two.</i>	1,224.00
--------	--	----------

ATTACHMENTS FOR FIELD CONVERSION

5TITE511154	Miscellaneous: French Kit - Includes Operator's Manual, Parts Catalog and Safety Decals <i>PB1001 and PB1002</i>	13.21
-------------	---	-------

FRONTIER PRODUCTS

Landscaping

PB1002 Integral Two Bottom Turning Plow
Continued

THIS PAGE IS INTENTIONALLY LEFT BLANK

FRONTIER PRODUCTS

Landscaping

BB2048 Standard Duty Box Blade

Equipment for Base Machine

3-Point Hitch:

Category I

iMatch Compatible: Yes

Working Width: 48 In.

Tractor HP: 17 to 45 HP

Tailgate: Fixed

Shipping Weight:

758 lbs. - (Pair)

Shanks: (4) Replaceable

Shank Type:

3-Position with Holes and 1/2 In. Pin

Scarifier Points:

Replaceable, Hardened Steel

End Plate Thickness: 3/8 In.

Moldboard Thickness: 3/16 In.

Moldboard Type: Formed Back

Mast: Bolt-up with 1/4 In. Plates

Duty: Standard Duty

Cutting Edges:

(2) 1/2 In. x 6 In. Reversible

Assembly/Set up Time:

30 Minutes (Approximate) - Per Pair

Approximate Operating Weight: 355 lbs.

Warranty: 1 Year

CODE	ATTACHMENT IDENTIFIER	DESCRIPTION	SUGGESTED LIST PRICE USD (\$)
------	--------------------------	-------------	-------------------------------------

Select One Code From Each Required Category

BASE MACHINE

1041XF	BB2048 Standard Duty Box Blade <i>Order in multiples of two.</i>	974.00
--------	---	--------

ATTACHMENTS FOR FIELD CONVERSION

5WS101371	Miscellaneous: French Operator's Manual and Decal Kit (BB20, BB21 and BB20L Series)	26.45
-----------	---	-------

FRONTIER PRODUCTS

Landscaping

BB2048 Standard Duty Box Blade
Continued

THIS PAGE IS INTENTIONALLY LEFT BLANK

FRONTIER PRODUCTS

Landscaping

BB2048L Limited Category I Standard Duty Box Blade Equipment for Base Machine

Capacity:
6.6 Cubic Foot
Tractor HP (Maximum): 25 HP
Cutting Edges:
(2) 1/2 In. x 6 Reversible
Scarifier Shanks:
3-Position with Holes
Scarifier Shank Points:
3 Replaceable, Hardened Points
Beam Size: 4 In. x 4 In. x 1/4 In.
Beam Reinforcement:
3/8 In. x 1 In. Bar Inside Tube
End Plate Thickness: 3/16 In.
Working Width: 48 In.
Height: 14 In.
Depth: 17 In.
Tailgate: Fixed

3-Point Hitch:
Limited Category I (Aftermarket
Category 0 Lift Pins Available)
Mast Design:
Bolt-up with 1/4 In. Plates
Moldboard Thickness: 7 Gauge
Assembly/Set-up Time:
30 Minutes (Approximate)
Approximate Operating Weight: 275 lbs.
Shipping Weight: 636 lbs.
Packaged 2 per Pallet

CODE	ATTACHMENT IDENTIFIER	DESCRIPTION	SUGGESTED LIST PRICE USD (\$)
------	--------------------------	-------------	-------------------------------------

Select One Code From Each Required Category

BASE MACHINE

1051XF	BB2048L Limited Category I Standard Duty Box Blade <i>Order in multiples of two.</i>	797.00
--------	---	--------

ATTACHMENTS FOR FIELD CONVERSION

5WS101371	Miscellaneous: French Operator's Manual and Decal Kit (BB20, BB21 and BB20L Series)	26.45
-----------	---	-------

FRONTIER PRODUCTS

Landscaping

BB2048L Limited Category I Standard Duty Box Blade
Continued

THIS PAGE IS INTENTIONALLY LEFT BLANK

FRONTIER PRODUCTS

Landscaping

BB2060 Standard Duty Box Blade Equipment for Base Machine

3-Point Hitch:	Moldboard Type: Formed Back
Category I	Mast: Bolt-up with 1/4 In. Plates
iMatch Compatible: Yes	Duty: Standard Duty
Working Width: 60 In.	Cutting Edges:
Tractor HP: 19 to 55 HP	(2) 1/2 In. x 6 In. Reversible
Tailgate: Fixed	Assembly/Set-Up Time:
Shipping Weight:	30 Minutes (Approximate) - Per Pair
918 lbs. - (Pair)	Approximate Operating Weight: 425 lbs.
Shanks: (4) Replaceable	Warranty: 1 Year
Shank Type:	
3-Position with Holes and 1/2 In. Pin	
Scarifier Points:	
Replaceable, Hardened Steel	
End Plate Thickness: 3/8 In.	
Moldboard Thickness: 3/16 In.	

CODE	ATTACHMENT IDENTIFIER	DESCRIPTION	SUGGESTED LIST PRICE USD (\$)
------	--------------------------	-------------	-------------------------------------

Select One Code From Each Required Category

BASE MACHINE

1042XF	BB2060 Standard Duty Box Blade <i>Order in multiples of two.</i>	1,042.00
--------	---	----------

ATTACHMENTS FOR FIELD CONVERSION

5WS101371	Miscellaneous: French Operator's Manual and Decal Kit (BB20, BB21 and BB20L Series)	26.45
-----------	---	-------

FRONTIER PRODUCTS

Landscaping

BB2060 Standard Duty Box Blade
Continued

THIS PAGE IS INTENTIONALLY LEFT BLANK

FRONTIER PRODUCTS

Landscaping

BB2065 Standard Duty Box Blade

Equipment for Base Machine

3-Point Hitch:

Category I

IMatch Compatible: Yes

Working Width: 66 In.

Tractor HP: 23 to 55 HP

Tailgate: Fixed

Shipping Weight:

988 lbs. - (Pair)

Shanks: (4) Replaceable

Shank Type:

3-Position with Holes and 1/2 In. Pin

Scarifier Points:

Replaceable, Hardened Steel

End Plate Thickness: 3/8 In.

Moldboard Thickness: 3/16 In.

Moldboard Type: Formed Back

Mast: Bolt-up with 1/4 In. Plates

Duty: Standard Duty

Cutting Edges:

(2) 1/2 In. x 6 In. Reversible

Assembly/Set up Time:

30 Minutes (Approximate) - Per Pair

Approximate Operating Weight: 460 lbs.

Warranty: 1 Year

CODE	ATTACHMENT IDENTIFIER	DESCRIPTION	SUGGESTED LIST PRICE USD (\$)
------	--------------------------	-------------	-------------------------------------

Select One Code From Each Required Category

BASE MACHINE

1043XF	BB2065 Standard Duty Box Blade	1,148.00
	<i>Order in multiples of two.</i>	

ATTACHMENTS FOR FIELD CONVERSION

5WS101371	Miscellaneous: French Operator's Manual and Decal Kit (BB20, BB21 and BB20L Series)	26.45
-----------	---	-------

FRONTIER PRODUCTS

Landscaping

BB2065 Standard Duty Box Blade
Continued

THIS PAGE IS INTENTIONALLY LEFT BLANK

FRONTIER PRODUCTS

Landscaping

BB2072 Standard Duty Box Blade Equipment for Base Machine

3-Point Hitch:	Moldboard Type: Formed Back
Category I	Mast: Bolt-up with 1/4 In. Plates
iMatch Compatible: Yes	Duty: Standard Duty
Working Width: 72 In.	Cutting Edges:
Tractor HP: 27 to 55 HP	(2) 1/2 In. x 6 In. Reversible
Tailgate: Fixed	Assembly/Set up Time:
Shipping Weight:	30 Minutes (Approximate) - Per Pair
1056 lbs. - (Pair)	Approximate Operating Weight: 494 lbs.
Shanks: (5) Replaceable	Warranty: 1 Year
Shank Type:	
3-Position with Holes and 1/2 In. Pin	
Scarifier Points:	
Replaceable, Hardened Steel	
End Plate Thickness: 3/8 In.	
Moldboard Thickness: 3/16 In.	

CODE	ATTACHMENT IDENTIFIER	DESCRIPTION	SUGGESTED LIST PRICE USD (\$)
------	--------------------------	-------------	-------------------------------------

Select One Code From Each Required Category

BASE MACHINE

1044XF	BB2072 Standard Duty Box Blade <i>Order in multiples of two.</i>	1,194.00
--------	---	----------

ATTACHMENTS FOR FIELD CONVERSION

5WS101371	Miscellaneous: French Operator's Manual and Decal Kit (BB20, BB21 and BB20L Series)	26.45
-----------	---	-------

FRONTIER PRODUCTS

Landscaping

BB2072 Standard Duty Box Blade
Continued

THIS PAGE IS INTENTIONALLY LEFT BLANK

FRONTIER PRODUCTS

Landscaping

BB2172 Medium Duty Box Blade Equipment for Base Machine

3-Point Hitch:
Category I
Working Width: 72 In.
Height: 33-1/2 In.
Depth: 31 In.
Capacity:
19 Cubic Foot
Tractor HP: 70 HP Maximum
Tailgate:
Floating/Removable
Shanks:
(6) Replaceable
Beam Size:
4 In. x 4 In. x 1/4 In.
Beam Reinforcement:
1 In. x 3/8 In. Backing Strip
End Plate Thickness:
3/8 In. with a 3/8 In. x 3 In.
Reinforced Bottom Edge

Moldboard Thickness: 3/16 In.
Duty: Medium
Cutting Edges:
(2) 1/2 In. x 6 In. Reversible
Assembly/Set-Up Time:
15 Minutes (Approximate)
Operating Weight:
585 lbs. (Approximate)
Shipping Weight:
675 lbs. (Approximate)
Packaged 1 Per Pallet
Mast: Bolt-up with 3/8 In. Plates
Warranty: 1 Year

CODE	ATTACHMENT IDENTIFIER	DESCRIPTION	SUGGESTED LIST PRICE USD (\$)
------	--------------------------	-------------	-------------------------------------

Select One Code From Each Required Category

BASE MACHINE

1061XF	BB2172 Medium Duty Box Blade	1,596.00
--------	------------------------------	----------

ATTACHMENTS FOR FIELD CONVERSION

5WS101371	Miscellaneous: French Operator's Manual and Decal Kit (BB20, BB21 and BB20L Series)	26.45
-----------	---	-------

FRONTIER PRODUCTS

Landscaping

BB2172 Medium Duty Box Blade
Continued

THIS PAGE IS INTENTIONALLY LEFT BLANK

FRONTIER PRODUCTS

Landscaping

BB2184 Medium Duty Box Blade Equipment for Base Machine

3-Point Hitch:
Category I, iMatch Compatible
(Quick-Attach System)
Working Width: 84 In.
Height: 33-1/2 In.
Depth: 31 In.
Capacity: 22.3 Cubic Foot
Tractor HP (Maximum): 70 HP
Tailgate:
Floating/Removable
Shanks: (7) Replaceable
Beam Size: 4 In. x 4 In. x 1/4 In.
Beam Reinforcement:
1 In. x 3/8 In. Backing Strip
End Plate Thickness:
3/8 In. with a 3/8 In. x 3 In.
Reinforced Bottom Edge
Duty: Medium

Moldboard Thickness: 3/16 In.
Cutting Edges:
(2) 1/2 In. x 6 In. Reversible
Assembly/Set-Up Time:
15 Minutes (Approximate)
Operating Weight:
667 lbs. (Approximate)
Shipping Weight:
757 lbs. (Approximate)
Packaged 1 Per Pallet
Mast: Bolt-up with 3/8 In. Plates
Warranty: 1 Year

CODE	ATTACHMENT IDENTIFIER	DESCRIPTION	SUGGESTED LIST PRICE USD (\$)
------	--------------------------	-------------	-------------------------------------

Select One Code From Each Required Category

BASE MACHINE

1062XF	BB2184 Medium Duty Box Blade	1,749.00
--------	------------------------------	----------

ATTACHMENTS FOR FIELD CONVERSION

5WS101371	Miscellaneous: French Operator's Manual and Decal Kit (BB20, BB21 and BB20L Series)	26.45
-----------	---	-------

FRONTIER PRODUCTS

Landscaping

BB2184 Medium Duty Box Blade
Continued

THIS PAGE IS INTENTIONALLY LEFT BLANK

FRONTIER PRODUCTS

Landscaping

BB3272 - 6 Ft. Construction Grade Box Blade with Scarifiers Equipment for Base Machine

Tailgate:
Hinged Tailgate
Grading and Leveling:
Fine, Precision Grading and Leveling
Tractor Compatibility:
Balanced Design
Beam Type:
Tubular Scarifier Beam
Scarifier Shanks:
Notched 3 Position
Points:
Heat Treated Points
Box Design:
High Capacity Box, No Gussets
or Obstructions
Hydraulic Opening: NA
Hydraulic Kit: NA
Capacity (Cubic Foot):
21 Cubic Foot
Tractor HP: 80 HP Maximum
Cutting Edges:
(2) 1/2 In. x 6 In. Reversible
Scarifier Shanks:
(7) Replaceable
Beam Size:
4 In. x 4 In. x 3/8 In.

Beam Reinforcement: Yes
End Plate Thickness: 1/2 In.
Working Width: 72 In.
Height: 20 In.
Depth: 26-1/2 In.
Duty: Construction Grade
Hitch Type:
Category I and Category II
Quick Hitch Compatible
Mast Design: Welded
Assembly/Set-Up Time: 15 Minutes
Operating Weight: 790 lbs.
Shipping Weight: 830 lbs.
Shipping per Crate:
Packaged 1 Per Pallet
Warranty: 1 Year Warranty
Moldboard Thickness: 1/4 In.
Manufacturer Model: New
Paint Color: Construction Yellow

CODE	ATTACHMENT IDENTIFIER	DESCRIPTION	SUGGESTED LIST PRICE USD (\$)
------	--------------------------	-------------	-------------------------------------

Select One Code From Each Required Category

BASE MACHINE

1081XF	BB3272 - 6 Ft. Construction Grade Box Blade with Scarifiers <i>Construction yellow.</i>	2,179.00
--------	--	----------

FRONTIER PRODUCTS

Landscaping

BB3272 - 6 Ft. Construction Grade Box Blade with Scarifiers

Continued

THIS PAGE IS INTENTIONALLY LEFT BLANK

FRONTIER PRODUCTS

Landscaping

BB3284 - 7 Ft. Construction Grade Box Blade with Scarifiers Equipment for Base Machine

Tailgate:	Beam Reinforcement: Yes
Hinged Tailgate	End Plate Thickness: 1/2 In.
Grading and Leveling:	Working Width: 84 In.
Fine, Precision Grading and Leveling	Height: 20 In.
Tractor Compatibility:	Depth: 26-1/2 In.
Balanced Design	Duty: Construction Grade
Beam Type:	Hitch Type:
Tubular Scarifier Beam	Category I and Category II
Scarifier Shanks:	Quick Hitch Compatible
Notched 3 Position	Mast Design: Welded
Points:	Assembly/Set-Up Time: 15 Minutes
Heat Treated Points	Operating Weight: 885 lbs.
Box Design:	Shipping Weight: 925 lbs.
High Capacity Box, No Gussets	Shipping per Crate:
or Obstructions	Packaged 1 Per Pallet
Hydraulic Opening: NA	Warranty: 1 Year Warranty
Hydraulic Kit: NA	Moldboard Thickness: 1/4 In.
Capacity (Cubic Foot):	Manufacturer Model: New
24.50 Cubic Foot	Paint Color: Construction Yellow
Tractor HP: 80 HP Maximum	
Cutting Edges:	
(2) 1/2 In. x 6 In. Reversible	
Scarifier Shanks:	
(8) Replaceable	
Beam Size:	
4 In. x 4 In. x 3/8 In.	

CODE	ATTACHMENT IDENTIFIER	DESCRIPTION	SUGGESTED LIST PRICE USD (\$)
------	-----------------------	-------------	-------------------------------

Select One Code From Each Required Category

BASE MACHINE

1082XF	BB3284 - 7 Ft. Construction Grade Box Blade with Scarifiers <i>Construction yellow.</i>	2,387.00
--------	--	----------

FRONTIER PRODUCTS

Landscaping

BB3284 - 7 Ft. Construction Grade Box Blade with Scarifiers

Continued

THIS PAGE IS INTENTIONALLY LEFT BLANK

FRONTIER PRODUCTS

Landscaping

BB3296 - 8 Ft. Construction Grade Box Blade with Scarifiers Equipment for Base Machine

Tailgate:
Hinged Tailgate
Grading and Leveling:
Fine, Precision Grading and Leveling
Tractor Compatibility:
Balanced Design
Beam Type:
Tubular Scarifier Beam
Scarifier Shanks:
Notched 3 Position
Points:
Heat Treated Points
Box Design:
High Capacity Box, No Gussets
or Obstructions
Hydraulic Opening: NA
Hydraulic Kit: NA
Capacity (Cubic Foot):
28 Cubic Foot
Tractor HP: 80 HP Maximum
Cutting Edges:
(2) 1/2 In. x 6 In. Reversible
Scarifier Shanks:
(9) Replaceable
Beam Size:
4 In. x 4 In. x 3/8 In.

Beam Reinforcement: Yes
End Plate Thickness: 1/2 In.
Working Width: 96 In.
Height: 20 In.
Depth: 26-1/2 In.
Duty: Construction Grade
Hitch Type:
Category I and Category II
Quick Hitch Compatible
Mast Design: Welded
Assembly/Set-Up Time: 15 Minutes
Operating Weight: 1010 lbs.
Shipping Weight: 1050 lbs.
Shipping per Crate:
Packaged 1 Per Pallet
Warranty: 1 Year Warranty
Moldboard Thickness: 1/4 In.
Manufacturer Model: New
Paint Color: Construction Yellow

CODE	ATTACHMENT IDENTIFIER	DESCRIPTION	SUGGESTED LIST PRICE USD (\$)
------	--------------------------	-------------	-------------------------------------

Select One Code From Each Required Category

BASE MACHINE

1083XF	BB3296 - 8 Ft. Construction Grade Box Blade with Scarifiers <i>Construction yellow.</i>	2,726.00
--------	--	----------

FRONTIER PRODUCTS

Landscaping

BB3296 - 8 Ft. Construction Grade Box Blade with Scarifiers

Continued

THIS PAGE IS INTENTIONALLY LEFT BLANK

FRONTIER PRODUCTS

Landscaping

BB4160 - 5 Ft. Hydraulic Scarifier Box Blade - Low Back Equipment for Base Machine

Tailgate:	Beam Reinforcement:
Hinged, Floating	1/2 In. x 3/4 In. Bar
Grading and Leveling:	End Plate Thickness: 3/8 In.
Fine, Precision Grading and Leveling	Working Width: 60 In.
Tractor Compatibility:	Height: 20 In.
Category I iMatch Compatible	Depth: 33 In.
Beam Type:	Duty: Medium
Tubular Scarifier Beam	Hitch Type:
Scarifier Shanks:	Category I iMatch Compatible
Notched 3 Position	Mast Design:
Points:	Welded 3/8 In. Plate
Heat Treated Points	Assembly/Set-Up Time: 30 Minutes
Box Design: Low Back	Operating Weight: 725 lbs.
Hydraulic Opening:	Shipping Weight: 765 lbs.
Hydraulically Operated Scarifier Bar	Shipping per Crate:
Hydraulic Kit:	Packaged 1 Per Pallet
Pin Kit And Hydraulic Hose Kit Included	Warranty: 1 Year Warranty
Capacity (Cubic Foot):	Moldboard Thickness: 3/16 In.
21.8 Cubic Foot	Manufacturer Model: TB30-60H
Tractor HP: Up to 50 HP	Paint Color: Green
Cutting Edges:	
(2) 1/2 In. x 6 In. Reversible	
Scarifier Shanks:	
(6) Replaceable	
Beam Size:	
Main Beam - 4 In. x 4 In. x 1/4 In.	
Shank Beam - 4 In. x 4 In. x 1/4 In.	

CODE	ATTACHMENT IDENTIFIER	DESCRIPTION	SUGGESTED LIST PRICE USD (\$)
------	--------------------------	-------------	-------------------------------------

Select One Code From Each Required Category

BASE MACHINE

1101XF	BB4160 - 5 Ft. Hydraulic Scarifier Box Blade - Low Back <i>Green only.</i>	2,838.00
--------	---	----------

FRONTIER PRODUCTS

Landscaping

BB4160 - 5 Ft. Hydraulic Scarifier Box Blade - Low Back
Continued

THIS PAGE IS INTENTIONALLY LEFT BLANK

FRONTIER PRODUCTS

Landscaping

BB4166 - 5 Ft. 6 In. Hydraulic Scarifier Box Blade - Low Back Equipment for Base Machine

Tailgate:	Beam Reinforcement:
Hinged, Floating	1/2 In. x 3/4 In. Bar
Grading and Leveling:	End Plate Thickness: 3/8 In.
Fine, Precision Grading and Leveling	Working Width: 66 In.
Tractor Compatibility:	Height: 20 In.
Category I iMatch Compatible	Depth: 33 In.
Beam Type:	Duty: Medium
Tubular Scarifier Beam	Hitch Type:
Scarifier Shanks:	Category I iMatch Compatible
Notched 3 Position	Mast Design:
Points:	Welded 3/8 In. Plate
Heat Treated Points	Assembly/Set-Up Time: 30 Minutes
Box Design: Low Back	Operating Weight: 772 lbs.
Hydraulic Opening:	Shipping Weight: 812 lbs.
Hydraulically Operated Scarifier Bar	Shipping per Crate:
Hydraulic Kit:	Packaged 1 Per Pallet
Pin Kit and Hydraulic Hose Kit Included	Warranty: 1 Year Warranty
Capacity (Cubic Foot):	Moldboard Thickness: 3/16 In.
24 Cubic Foot	Manufacturer Model: TB30-66H
Tractor HP: Up to 50 HP	Paint Color: Green
Cutting Edges:	
(2) 1/2 In. x 6 In. Reversible	
Scarifier Shanks:	
(6) Replaceable	
Beam Size:	
Main Beam - 4 In. x 4 In. x 1/4 In.	
Shank Beam - 4 In. x 4 In. x 1/4 In.	

CODE	ATTACHMENT IDENTIFIER	DESCRIPTION	SUGGESTED LIST PRICE USD (\$)
------	--------------------------	-------------	-------------------------------------

Select One Code From Each Required Category

BASE MACHINE

1102XF	BB4166 - 5 Ft. 6 In. Hydraulic Scarifier Box Blade - Low Back <i>Green only.</i>	3,039.00
--------	---	----------

FRONTIER PRODUCTS

Landscaping

BB4166 - 5 Ft. 6 In. Hydraulic Scarifier Box Blade - Low Back
Continued

THIS PAGE IS INTENTIONALLY LEFT BLANK

FRONTIER PRODUCTS

Landscaping

BB4172 - 6 Ft. Hydraulic Scarifier Box Blade - Low Back Equipment for Base Machine

Tailgate:	Beam Reinforcement:
Hinged, Floating	1/2 In. x 3/4 In. Bar
Grading and Leveling:	End Plate Thickness: 3/8 In.
Fine, Precision Grading and Leveling	Working Width: 72 In.
Tractor Compatibility:	Height: 20 In.
Category I iMatch Compatible	Depth: 33 In.
Beam Type:	Duty: Medium
Tubular Scarifier Beam	Hitch Type:
Scarifier Shanks:	Category I iMatch Compatible
Notched 3 Position	Mast Design:
Points:	Welded 3/8 In. Plate
Heat Treated Points	Assembly/Set-Up Time: 30 Minutes
Box Design: Low Back	Operating Weight: 815 lbs.
Hydraulic Opening:	Shipping Weight: 855 lbs.
Hydraulically Operated Scarifier Bar	Shipping per Crate:
Hydraulic Kit:	Packaged 1 Per Pallet
Pin Kit and Hydraulic Hose Kit Included	Warranty: 1 Year Warranty
Capacity (Cubic Foot):	Moldboard Thickness: 3/16 In.
26.2 Cubic Foot	Manufacturer Model: TB30-72H
Tractor HP: Up to 50 HP	Paint Color: Green
Cutting Edges:	
(2) 1/2 In. x 6 In. Reversible	
Scarifier Shanks:	
(6) Replaceable	
Beam Size:	
Main Beam - 4 In. x 4 In. x 1/4 In.	
Shank Beam - 4 In. x 4 In. x 1/4 In.	

CODE	ATTACHMENT IDENTIFIER	DESCRIPTION	SUGGESTED LIST PRICE USD (\$)
------	-----------------------	-------------	-------------------------------

Select One Code From Each Required Category

BASE MACHINE

1103XF	BB4172 - 6 Ft. Hydraulic Scarifier Box Blade - Low Back <i>Green only.</i>	3,105.00
--------	---	----------

FRONTIER PRODUCTS

Landscaping

BB4172 - 6 Ft. Hydraulic Scarifier Box Blade - Low Back
Continued

THIS PAGE IS INTENTIONALLY LEFT BLANK

FRONTIER PRODUCTS

Landscaping

BB4178 - 6 Ft. 6 In. Hydraulic Scarifier Box Blade - Low Back Equipment for Base Machine

Tailgate:	Beam Reinforcement:
Hinged, Floating	1/2 In. x 3/4 In. Bar
Grading and Leveling:	End Plate Thickness: 1/2 In.
Fine, Precision Grading and Leveling	Working Width: 78 In.
Tractor Compatibility:	Height: 20 In.
Category I and II, iMatch and	Depth: 33 In.
Quick Coupler Compatible	Duty: Heavy
Beam Type:	Hitch Type:
Tubular Scarifier Beam	Category I and II, iMatch and
Scarifier Shanks:	Quick Coupler Compatible
Notched 3 Position	Mast Design:
Points:	Welded 1/2 In. Plate
Heat Treated Points	Assembly/Set-Up Time: 30 Minutes
Box Design: Low Back	Operating Weight: 1016 lbs.
Hydraulic Opening:	Shipping Weight: 1056 lbs.
Hydraulically Operated Scarifier Bar	Shipping per Crate:
Hydraulic Kit:	Packaged 1 Per Pallet
Pin Kit and Hydraulic Hose Kit Included	Warranty: 1 Year Warranty
Capacity (Cubic Foot):	Moldboard Thickness: 1/4 In.
28.3 Cubic Foot	Manufacturer Model: TB30-78H
Tractor HP: Up to 90 HP	Paint Color:
Cutting Edges:	Construction Yellow (Optional Green)
(2) 1/2 In. x 6 In. Reversible	
Scarifier Shanks:	
(8) Replaceable	
Beam Size:	
Main Beam - 4 In. x 4 In. x 1/4 In.	
Shank Beam - 4 In. x 4 In. x 1/4 In.	

CODE	ATTACHMENT IDENTIFIER	DESCRIPTION	SUGGESTED LIST PRICE USD (\$)
------	-----------------------	-------------	-------------------------------

Select One Code From Each Required Category

BASE MACHINE

1104XF	BB4178 - 6 Ft. 6 In. Hydraulic Scarifier Box Blade - Low Back	3,607.00
--------	---	----------

MACHINE COLOR

1000	Green	In Base Price
1010	Construction Yellow	Same Price

FRONTIER PRODUCTS

Landscaping

BB4178 - 6 Ft. 6 In. Hydraulic Scarifier Box Blade - Low Back
Continued

THIS PAGE IS INTENTIONALLY LEFT BLANK

FRONTIER PRODUCTS

Landscaping

BB4184 - 7 Ft. Hydraulic Scarifier Box Blade - Low Back Equipment for Base Machine

Tailgate:	Beam Reinforcement:
Hinged, Floating	1/2 In. x 3/4 In. Bar
Grading and Leveling:	End Plate Thickness: 1/2 In.
Fine, Precision Grading And Leveling	Working Width: 84 In.
Tractor Compatibility:	Height: 20 In.
Category I and II, iMatch and	Depth: 33 In.
Quick Coupler Compatible	Duty: Heavy
Beam Type:	Hitch Type:
Tubular Scarifier Beam	Category I and II, iMatch and
Scarifier Shanks:	Quick Coupler Compatible
Notched 3 Position	Mast Design:
Points:	Welded 1/2 In. Plate
Heat Treated Points	Assembly/Set-Up Time: 30 Minutes
Box Design: Low Back	Operating Weight: 1052 lbs.
Hydraulic Opening:	Shipping Weight: 1092 lbs.
Hydraulically Operated Scarifier Bar	Shipping per Crate:
Hydraulic Kit:	Packaged 1 Per Pallet
Pin Kit and Hydraulic Hose Kit Included	Warranty: 1 Year Warranty
Capacity (Cubic Foot):	Moldboard Thickness: 1/4 In.
30.5 Cubic Foot	Manufacturer Model: TB30-84H
Tractor HP: Up to 90 HP	Paint Color:
Cutting Edges:	Construction Yellow (Optional Green)
(2) 1/2 In. x 6 In. Reversible	
Scarifier Shanks:	
(8) Replaceable	
Beam Size:	
Main Beam - 4 In. x 4 In. x 1/4 In.	
Shank Beam - 4 In. x 4 In. x 1/4 In.	

CODE	ATTACHMENT IDENTIFIER	DESCRIPTION	SUGGESTED LIST PRICE USD (\$)
------	-----------------------	-------------	-------------------------------

Select One Code From Each Required Category

BASE MACHINE

1105XF	BB4184 - 7 Ft. Hydraulic Scarifier Box Blade - Low Back	3,657.00
--------	---	----------

MACHINE COLOR

1000	Green	In Base Price
1010	Construction Yellow	Same Price

FRONTIER PRODUCTS

Landscaping

BB4184 - 7 Ft. Hydraulic Scarifier Box Blade - Low Back
Continued

THIS PAGE IS INTENTIONALLY LEFT BLANK

FRONTIER PRODUCTS

Landscaping

BB4196 - 8 Ft. Hydraulic Scarifier Box Blade - Low Back Equipment for Base Machine

Tailgate:	Beam Reinforcement:
Hinged, Floating	1/2 In. x 3/4 In. Bar
Grading and Leveling:	End Plate Thickness: 1/2 In.
Fine, Precision Grading and Leveling	Working Width: 96 In.
Tractor Compatibility:	Height: 20 In.
Category I and II, iMatch and	Depth: 33 In.
Quick Coupler Compatible	Duty: Heavy
Beam Type:	Hitch Type:
Tubular Scarifier Beam	Category I and II, iMatch and
Scarifier Shanks:	Quick Coupler Compatible
Notched 3 Position	Mast Design:
Points:	Welded 1/2 In. Plate
Heat Treated Points	Assembly/Set-Up Time: 30 Minutes
Box Design: Low Back	Operating Weight: 1146 lbs.
Hydraulic Opening:	Shipping Weight: 1186 lbs.
Hydraulically Operated Scarifier Bar	Shipping per Crate:
Hydraulic Kit:	Packaged 1 Per Pallet
Pin Kit and Hydraulic Hose Kit Included	Warranty: 1 Year Warranty
Capacity (Cubic Foot):	Moldboard Thickness: 1/4 In.
34.9 Cubic Foot	Manufacturer Model: TB30-96H
Tractor HP: Up to 90 HP	Paint Color:
Cutting Edges:	Construction Yellow (Optional Green)
(2) 1/2 In. x 6 In. Reversible	
Scarifier Shanks:	
(8) Replaceable	
Beam Size:	
Main Beam - 4 In. x 4 In. x 1/4 In.	
Shank Beam - 4 In. x 4 In. x 1/4 In.	

CODE	ATTACHMENT IDENTIFIER	DESCRIPTION	SUGGESTED LIST PRICE USD (\$)
------	-----------------------	-------------	-------------------------------

Select One Code From Each Required Category

BASE MACHINE

1106XF	BB4196 - 8 Ft. Hydraulic Scarifier Box Blade - Low Back	3,817.00
--------	---	----------

MACHINE COLOR

1000	Green	In Base Price
1010	Construction Yellow	Same Price

FRONTIER PRODUCTS

Landscaping

BB4196 - 8 Ft. Hydraulic Scarifier Box Blade - Low Back
Continued

THIS PAGE IS INTENTIONALLY LEFT BLANK

FRONTIER PRODUCTS

Landscaping

BB4278H - 6 Ft. 6 In. Hydraulic Scarifier Box Blade - High Back Equipment for Base Machine

Tailgate:	1/2 In. x 1 In. Bar
Hinged, Floating	End Plate Thickness: 1/2 In.
Grading and Leveling:	Working Width: 78 In.
Fine, Precision Grading and Leveling	Height:
Tractor Compatibility:	20 In. Front, 26 In. Rear
Category I and II, iMatch and	Depth: 33 In.
Quick Coupler Compatible	Duty: Heavy
Beam Type:	Hitch Type:
Tubular Scarifier Beam	Category I and II, iMatch and
Scarifier Shanks:	Quick Coupler Compatible
Notched 3 Position	Mast Design:
Points:	Welded 1/2 In. Plate
Heat Treated Points	Assembly/Set-Up Time: 30 Minutes
Box Design: High Back	Operating Weight: 1160 lbs.
Hydraulic Opening:	Shipping Weight: 1200 lbs.
Hydraulically Operated Scarifier Bar	Shipping per Crate:
Hydraulic Kit:	Packaged 1 Per Pallet
Pin Kit and Hydraulic Hose Kit Included	Warranty: 1 Year Warranty
Capacity (Cubic Foot):	Moldboard Thickness: 1/4 In.
32 Cubic Foot	Manufacturer Model: TB40-78H
Tractor HP: Up to 90 HP	Paint Color:
Cutting Edges:	Construction Yellow (Optional Green)
(2) 1/2 In. x 6 In. Reversible	
Scarifier Shanks:	
(8) Replaceable	
Beam Size:	
Main Beam - 5 In. x 5 In. x 1/4 In.	
Shank Beam - 5 In. x 5 In. x 1/4 In.	
Beam Reinforcement:	

CODE	ATTACHMENT IDENTIFIER	DESCRIPTION	SUGGESTED LIST PRICE USD (\$)
------	-----------------------	-------------	-------------------------------

Select One Code From Each Required Category

BASE MACHINE

1111XF	BB4278H - 6 Ft. 6 In. Hydraulic Scarifier Box Blade - High Back	3,699.00
--------	---	----------

MACHINE COLOR

1000	Green	In Base Price
1010	Construction Yellow	Same Price

FRONTIER PRODUCTS

Landscaping

BB4278H - 6 Ft. 6 In. Hydraulic Scarifier Box Blade - High Back

Continued

THIS PAGE IS INTENTIONALLY LEFT BLANK

FRONTIER PRODUCTS

Landscaping

BB4284H - 7 Ft. Hydraulic Scarifier Box Blade - High Back Equipment for Base Machine

Tailgate:	1/2 In. x 1 In. Bar
Hinged, Floating	End Plate Thickness: 1/2 In.
Grading and Leveling:	Working Width: 84 In.
Fine, Precision Grading and Leveling	Height:
Tractor Compatibility:	20 In. Front, 26 In. Rear
Category I and II, iMatch and	Depth: 33 In.
Quick Coupler Compatible	Duty: Heavy
Beam Type:	Hitch Type:
Tubular Scarifier Beam	Category I and II, iMatch and
Scarifier Shanks:	Quick Coupler Compatible
Notched 3 Position	Mast Design:
Points:	Welded 1/2 In. Plate
Heat Treated Points	Assembly/Set-Up Time: 30 Minutes
Box Design: High Back	Operating Weight: 1200 lbs.
Hydraulic Opening:	Shipping Weight: 1240 lbs.
Hydraulically Operated Scarifier Bar	Shipping per Crate:
Hydraulic Kit:	Packaged 1 Per Pallet
Pin Kit and Hydraulic Hose Kit Included	Warranty: 1 Year Warranty
Capacity (Cubic Foot):	Moldboard Thickness: 1/4 In.
34.5 Cubic Foot	Manufacturer Model: TB40-84H
Tractor HP: Up to 90 HP	Paint Color:
Cutting Edges:	Construction Yellow (Optional Green)
(2) 1/2 In. x 6 In. Reversible	
Scarifier Shanks:	
(8) Replaceable	
Beam Size:	
Main Beam - 5 In. x 5 In. x 1/4 In.	
Shank Beam - 5 In. x 5 In. x 1/4 In.	
Beam Reinforcement:	

CODE	ATTACHMENT IDENTIFIER	DESCRIPTION	SUGGESTED LIST PRICE USD (\$)
------	-----------------------	-------------	-------------------------------

Select One Code From Each Required Category

BASE MACHINE

1112XF	BB4284H - 7 Ft. Hydraulic Scarifier Box Blade - High Back	3,799.00
--------	---	----------

MACHINE COLOR

1000	Green	In Base Price
1010	Construction Yellow	Same Price

FRONTIER PRODUCTS

Landscaping

BB4284H - 7 Ft. Hydraulic Scarifier Box Blade - High Back
Continued

THIS PAGE IS INTENTIONALLY LEFT BLANK

FRONTIER PRODUCTS

Landscaping

BB4296H - 8 Ft. Hydraulic Scarifier Box Blade - High Back Equipment for Base Machine

Tailgate:	1/2 In. x 1 In. Bar
Hinged, Floating	End Plate Thickness: 1/2 In.
Grading and Leveling:	Working Width: 96 In.
Fine, Precision Grading and Leveling	Height:
Tractor Compatibility:	20 In. Front, 26 In. Rear
Category I and II, iMatch and	Depth: 33 In.
Quick Coupler Compatible	Duty: Heavy
Beam Type:	Hitch Type:
Tubular Scarifier Beam	Category I and II, iMatch and
Scarifier Shanks:	Quick Coupler Compatible
Notched 3 Position	Mast Design:
Points:	Welded 1/2 In. Plate
Heat Treated Points	Assembly/Set-Up Time: 30 Minutes
Box Design: High Back	Operating Weight: 1310 lbs.
Hydraulic Opening:	Shipping Weight: 1350 lbs.
Hydraulically Operated Scarifier Bar	Shipping per Crate:
Hydraulic Kit:	Packaged 1 Per Pallet
Pin Kit and Hydraulic Hose Kit Included	Warranty: 1 Year Warranty
Capacity (Cubic Foot):	Moldboard Thickness: 1/4 In.
39.4 Cubic Foot	Manufacturer Model: TB4096H
Tractor HP: Up to 90 HP	Paint Color:
Cutting Edges:	Construction Yellow (Optional Green)
(2) 1/2 In. x 6 In. Reversible	
Scarifier Shanks:	
(8) Replaceable	
Beam Size:	
Main Beam - 5 In. x 5 In. x 1/4 In.	
Shank Beam - 5 In. x 5 In. x 1/4 In.	
Beam Reinforcement:	

CODE	ATTACHMENT IDENTIFIER	DESCRIPTION	SUGGESTED LIST PRICE USD (\$)
Select One Code From Each Required Category			
BASE MACHINE			
1113XF		BB4296H - 8 Ft. Hydraulic Scarifier Box Blade - High Back	3,973.00
MACHINE COLOR			
1000		Green	In Base Price
1010		Construction Yellow	Same Price

FRONTIER PRODUCTS

Landscaping

BB4296H - 8 Ft. Hydraulic Scarifier Box Blade - High Back
Continued

THIS PAGE IS INTENTIONALLY LEFT BLANK

FRONTIER PRODUCTS

Landscaping

BB5060 Standard Duty Box Blade Equipment for Base Machine

3-Point Hitch:	Moldboard Thickness: 3/16 In.
Category I	Moldboard Type: Formed Back
iMatch Compatible: Yes	Mast: Welded
Working Width: 61.5 In.	Duty: Standard Duty
Tractor HP: 56 PTO HP max;	Cutting Edges:
see compatibility charts for	(2) 3/8 In. x 6 In. Reversible
specific model of tractors	Assembly/Set-Up Time:
Tailgate: Fixed	15 Minutes (Approximate) - Per Pair
Shipping Weight:	Approximate Operating Weight: 418 lbs.
894 lbs. - (Pair)	Warranty: 1 Year
Shanks: (5) Replaceable	
Shank Type:	
3-Position with Holes and 1/2 In. Pin	
Scarifier Points:	
Hardened Steel	
End Plate Thickness: 3/8 In.	

CODE	ATTACHMENT IDENTIFIER	DESCRIPTION	SUGGESTED LIST PRICE USD (\$)
------	--------------------------	-------------	-------------------------------------

Select One Code From Each Required Category

BASE MACHINE

1641XF	BB5060 Standard Duty Box Blade <i>Order in multiples of two.</i>	911.00
--------	---	--------

FRONTIER PRODUCTS

Landscaping

BB5060 Standard Duty Box Blade
Continued

THIS PAGE IS INTENTIONALLY LEFT BLANK

FRONTIER PRODUCTS

Landscaping

BB5072 Standard Duty Box Blade Equipment for Base Machine

3-Point Hitch:	Moldboard Thickness: 3/16 In.
Category I	Moldboard Type: Formed Back
iMatch Compatible: Yes	Mast: Welded
Working Width: 73.5 In.	Duty: Standard Duty
Tractor HP: 56 PTO HP max;	Cutting Edges:
see compatibility charts for	(2) 3/8 In. x 6 In. Reversible
specific model of tractors	Assembly/Set-Up Time:
Tailgate: Fixed	15 Minutes (Approximate) - Per Pair
Shipping Weight:	Approximate Operating Weight: 474 lbs.
1,006 lbs. - (Pair)	Warranty: 1 Year
Shanks: (6) Replaceable	
Shank Type:	
3-Position with Holes and 1/2 In. Pin	
Scarifier Points:	
Hardened Steel	
End Plate Thickness: 3/8 In.	

CODE	ATTACHMENT IDENTIFIER	DESCRIPTION	SUGGESTED LIST PRICE USD (\$)
------	--------------------------	-------------	-------------------------------------

Select One Code From Each Required Category

BASE MACHINE

1642XF	BB5072 Standard Duty Box Blade <i>Order in multiples of two.</i>	1,054.00
--------	---	----------

FRONTIER PRODUCTS

Landscaping

BB5072 Standard Duty Box Blade
Continued

THIS PAGE IS INTENTIONALLY LEFT BLANK

FRONTIER PRODUCTS

Landscaping

BB5084 Standard Duty Box Blade Equipment for Base Machine

3-Point Hitch:	Moldboard Thickness: 3/16 In.
Category I	Moldboard Type: Formed Back
iMatch Compatible: Yes	Mast: Welded
Working Width: 88.5 In.	Duty: Standard Duty
Tractor HP: 56 PTO HP max;	Cutting Edges:
see compatibility charts for	(2) 3/8 In. x 6 In. Reversible
specific model of tractors	Assembly/Set-Up Time:
Tailgate: Fixed	15 Minutes (Approximate) - Per Pair
Shipping Weight:	Approximate Operating Weight: 510 lbs.
1,078 lbs. - (Pair)	Warranty: 1 Year
Shanks: (6) Replaceable	
Shank Type:	
3-Position with Holes and 1/2 In. Pin	
Scarifier Points:	
Hardened Steel	
End Plate Thickness: 3/8 In.	

CODE	ATTACHMENT IDENTIFIER	DESCRIPTION	SUGGESTED LIST PRICE USD (\$)
------	--------------------------	-------------	-------------------------------------

Select One Code From Each Required Category

BASE MACHINE

1643XF	BB5084 Standard Duty Box Blade <i>Order in multiples of two.</i>	1,205.00
--------	---	----------

FRONTIER PRODUCTS

Landscaping

BB5084 Standard Duty Box Blade
Continued

THIS PAGE IS INTENTIONALLY LEFT BLANK

FRONTIER PRODUCTS

Landscaping

BB5096 Standard Duty Box Blade Equipment for Base Machine

3-Point Hitch:	Moldboard Thickness: 3/16 In.
Category I	Moldboard Type: Formed Back
iMatch Compatible: Yes	Mast: Welded
Working Width: 97.5 In.	Duty: Standard Duty
Tractor HP: 56 PTO HP max;	Cutting Edges:
see compatibility charts for	(2) 3/8 In. x 6 In. Reversible
specific model of tractors	Assembly/Set-Up Time:
Tailgate: Fixed	15 Minutes (Approximate) - Per Pair
Shipping Weight:	Approximate Operating Weight: 602 lbs.
1,262 lbs. - (Pair)	Warranty: 1 Year
Shanks: (7) Replaceable	
Shank Type:	
3-Position with Holes and 1/2 In. Pin	
Scarifier Points:	
Hardened Steel	
End Plate Thickness: 3/8 In.	

CODE	ATTACHMENT IDENTIFIER	DESCRIPTION	SUGGESTED LIST PRICE USD (\$)
------	--------------------------	-------------	-------------------------------------

Select One Code From Each Required Category

BASE MACHINE

1644XF	BB5096 Standard Duty Box Blade <i>Order in multiples of two.</i>	1,348.00
--------	---	----------

FRONTIER PRODUCTS

Landscaping

BB5096 Standard Duty Box Blade
Continued

THIS PAGE IS INTENTIONALLY LEFT BLANK

FRONTIER PRODUCTS

Landscaping

BB5048L Limited Category 1 Economy Duty Box Blade Equipment for Base Machine

3-Point Hitch: Limited Category I iMatch Compatible: Yes Working Width: 50 In. Tractor HP: 18 PTO HP max; see compatibility charts for specific model of tractors Tailgate: Fixed Shipping Weight: 778 lbs. - (Pair) Shanks: (5) Replaceable Shank Type: 3-Position with Holes and 1/2 In. Pin Scarifier Points: Hardened Steel End Plate Thickness: 5/16 In.	Moldboard Thickness: 3/16 In. Moldboard Type: Formed Back Mast: Bolt On Duty: Economy Duty Cutting Edges: (2) 3/8 In. x 6 In. Reversible Assembly/Set-Up Time: 15 Minutes (Approximate) - Per Pair Approximate Operating Weight: 360 lbs. Warranty: 1 Year
--	---

CODE	ATTACHMENT IDENTIFIER	DESCRIPTION	SUGGESTED LIST PRICE USD (\$)
------	--------------------------	-------------	-------------------------------------

Select One Code From Each Required Category

BASE MACHINE

1741XF	BB5048L Limited Category 1 Economy Duty Box Blade <i>Order in multiples of two.</i>	717.00
--------	--	--------

FRONTIER PRODUCTS

Landscaping

BB5048L Limited Category 1 Economy Duty Box Blade

Continued

THIS PAGE IS INTENTIONALLY LEFT BLANK

FRONTIER PRODUCTS

Landscaping

BB5060L Limited Category 1 Economy Duty Box Blade Equipment for Base Machine

3-Point Hitch:	Moldboard Thickness: 3/16 In.
Limited Category I	Moldboard Type: Formed Back
iMatch Compatible: Yes	Mast: Bolt On
Working Width: 62 In.	Duty: Economy Duty
Tractor HP: 18 PTO HP max;	Cutting Edges:
see compatibility charts for	(2) 3/8 In. x 6 In. Reversible
specific model of tractors	Assembly/Set-Up Time:
Tailgate: Fixed	15 Minutes (Approximate) - Per Pair
Shipping Weight:	Approximate Operating Weight: 405 lbs.
868 lbs. - (Pair)	Warranty: 1 Year
Shanks: (5) Replaceable	
Shank Type:	
3-Position with Holes and 1/2 In. Pin	
Scarifier Points:	
Hardened Steel	
End Plate Thickness: 5/16 In.	

CODE	ATTACHMENT IDENTIFIER	DESCRIPTION	SUGGESTED LIST PRICE USD (\$)
------	--------------------------	-------------	-------------------------------------

Select One Code From Each Required Category

BASE MACHINE

1742XF	BB5060L Limited Category 1 Economy Duty Box Blade <i>Order in multiples of two.</i>	800.00
--------	--	--------

FRONTIER PRODUCTS

Landscaping

BB5060L Limited Category 1 Economy Duty Box Blade

Continued

THIS PAGE IS INTENTIONALLY LEFT BLANK

FRONTIER PRODUCTS

Landscaping

LL1160 - 5 Ft. Drawn Box Scraper Equipment for Base Machine

Working Width: 60 In.
Machine Width: 61 In.
Machine Length: 98 In.
Machine Height: 29.5 In.
Approximate Operating Weight: 612 lbs.
Tractor HP (Maximum): 20 to 50 HP
Tailgate: Fixed
Shanks: 6 (Replaceable)
End Plate Thickness: 3/8 In.
Single Hydraulic Cylinder:
 3 In. Bore x 8 In. Stroke
Tires (2): Pneumatic
Wheels (2):
 6 In. Wide x 10 In. Diameter

Cutting Edge:
 5/8 In. Thick x 6 In. Tall
Safety Chains: Yes - Required
Color: Construction Yellow
Assembly/Set-Up Time:
 15 Minutes (Approximate)
Duty: Standard Duty
Warranty: 1 Year

CODE	ATTACHMENT IDENTIFIER	DESCRIPTION	SUGGESTED LIST PRICE USD (\$)
------	--------------------------	-------------	-------------------------------------

Select One Code From Each Required Category

BASE MACHINE

1471XF	LL1160 - 5 Ft. Drawn Box Scraper	3,688.00
--------	----------------------------------	----------

FRONTIER PRODUCTS

Landscaping

LL1160 - 5 Ft. Drawn Box Scraper
Continued

THIS PAGE IS INTENTIONALLY LEFT BLANK

FRONTIER PRODUCTS

Landscaping

LL1172 - 6 Ft. Drawn Box Scraper Equipment for Base Machine

Working Width: 72 In.
Machine Width: 73 In.
Machine Length: 98 In.
Machine Height: 29.5 In.
Approximate Operating Weight: 735 lbs.
Tractor HP (Maximum): 20 to 50 HP
Tailgate: Fixed
Shanks: 6 (Replaceable)
End Plate Thickness: 3/8 In.
Single Hydraulic Cylinder:
 3 In. Bore x 8 In. Stroke
Tires (2): Pneumatic
Wheels (2):
 6 In. Wide x 10 In. Diameter

Cutting Edge:
 5/8 In. Thick x 6 In. Tall
Safety Chains: Yes - Required
Color: Construction Yellow
Assembly/Set-Up Time:
 15 Minutes (Approximate)
Duty: Standard Duty
Warranty: 1 Year

CODE	ATTACHMENT IDENTIFIER	DESCRIPTION	SUGGESTED LIST PRICE USD (\$)
------	--------------------------	-------------	-------------------------------------

Select One Code From Each Required Category

BASE MACHINE

1472XF	LL1172 - 6 Ft. Drawn Box Scraper	3,820.00
--------	----------------------------------	----------

FRONTIER PRODUCTS

Landscaping

LL1172 - 6 Ft. Drawn Box Scraper
Continued

THIS PAGE IS INTENTIONALLY LEFT BLANK

FRONTIER PRODUCTS

Landscaping

LL1208 - 8 Ft. Drawn Box Scraper Equipment for Base Machine

Working Width: 96 In.
Machine Width: 96.3 In.
Machine Length: 144 In.
Machine Height: 36 In.
Approximate Operating Weight: 1500 lbs.
Tractor HP (Maximum): 35 to 100 HP
Tailgate: Fixed
Lift Axle: Standard Lift Rockshaft
End Plate Thickness: 3/8 In.
Hydraulic Lift Cylinder:
3 In. Bore x 8 In. Stroke
Tires (2): Pneumatic -9.5L15 Implement Tires
Wheels (2):
8 In. Wide x 15 In. Diameter

Cutting Edge:
5/8 In. Thick x 6 In. Tall
Safety Chains: Yes - Required
Color: Construction Yellow
Assembly/Set-Up Time:
60 Minutes (Approximate)
Duty: Standard Duty
Warranty: 1 Year

CODE	ATTACHMENT IDENTIFIER	DESCRIPTION	SUGGESTED LIST PRICE USD (\$)
------	-----------------------	-------------	-------------------------------

Select One Code From Each Required Category

BASE MACHINE

1541XF	LL1208 - 8 Ft. Drawn Box Scraper	5,557.00
--------	----------------------------------	----------

AXLE OPTION

1000	LL12 Standard Lift Axle	In Base Price
1010	LL1208/10 Tilt Axle with Turnbuckle	344.00
1020	LL1208/10 Tilt Axle with Cylinder	832.00

LIFT CYLINDER AND HOSES

2000	LL12 Lift Cylinder, Hoses, and Tips Kit	In Base Price
2095	Less LL12 Lift Cylinder, Hoses, and Tips Kit	-516.00

TRANSPORT WHEELS AND TIRES

3000	9.5L-15 Tires on 6-Bolt Rims (2)	In Base Price
3095	Less 9.5L-15 Tires on 6-Bolt Rims (2)	-713.00

ATTACHMENTS FOR FIELD CONVERSION

	Miscellaneous:	
5DDA00100	9.5L-15 Tires on 6-Bolt Rims (2)	770.04
5DDA00096	LL12 Series - Lift Cylinder Kit	557.28
5DDA00098	LL12 Series - Tilt Cylinder Kit	671.76
5DDA00097	LL12 Series - Turnbuckle	91.84

FRONTIER PRODUCTS

Landscaping

LL1208 - 8 Ft. Drawn Box Scraper
Continued

THIS PAGE IS INTENTIONALLY LEFT BLANK

FRONTIER PRODUCTS

Landscaping

LL1210 - 10 Ft. Drawn Box Scraper Equipment for Base Machine

Working Width: 120 In.
Machine Width: 120.3 In.
Machine Length: 144 In.
Machine Height: 36 In.
Approximate Operating Weight: 1600 lbs.
Tractor HP (Maximum): 35 to 125 HP
Tailgate: Fixed
Lift Axle: Standard Lift Rockshaft
End Plate Thickness: 3/8 In.
Hydraulic Lift Cylinder:
3 In. Bore x 8 In. Stroke
Tires (2): Pneumatic -9.5L15 Implement Tires
Wheels (2):
8 In. Wide x 15 In. Diameter

Cutting Edge:
5/8 In. Thick x 6 In. Tall
Safety Chains: Yes - Required
Color: Construction Yellow
Assembly/Set-Up Time:
60 Minutes (Approximate)
Duty: Standard Duty
Warranty: 1 Year

CODE	ATTACHMENT IDENTIFIER	DESCRIPTION	SUGGESTED LIST PRICE USD (\$)
------	-----------------------	-------------	-------------------------------

Select One Code From Each Required Category

BASE MACHINE

1542XF	LL1210 - 10 Ft. Drawn Box Scraper	6,030.00
--------	-----------------------------------	----------

AXLE OPTION

1000	LL12 Standard Lift Axle	In Base Price
1010	LL1208/10 Tilt Axle with Turnbuckle	344.00
1020	LL1208/10 Tilt Axle with Cylinder	832.00

LIFT CYLINDER AND HOSES

2000	LL12 Lift Cylinder, Hoses, and Tips Kit	In Base Price
2095	Less LL12 Lift Cylinder, Hoses, and Tips Kit	-516.00

TRANSPORT WHEELS AND TIRES

3000	9.5L-15 Tires on 6-Bolt Rims (2)	In Base Price
3095	Less 9.5L-15 Tires on 6-Bolt Rims (2)	-713.00

ATTACHMENTS FOR FIELD CONVERSION

	Miscellaneous:	
5DDA00100	9.5L-15 Tires on 6-Bolt Rims (2)	770.04
5DDA00096	LL12 Series - Lift Cylinder Kit	557.28
5DDA00098	LL12 Series - Tilt Cylinder Kit	671.76
5DDA00097	LL12 Series - Turnbuckle	91.84

FRONTIER PRODUCTS

Landscaping

LL1210 - 10 Ft. Drawn Box Scraper
Continued

THIS PAGE IS INTENTIONALLY LEFT BLANK

FRONTIER PRODUCTS

Landscaping

LL1212 - 12 Ft. Drawn Box Scraper Equipment for Base Machine

Working Width: 144 In.
Machine Width: 143 In.
Machine Length: 144 In.
Machine Height: 36 In.
Approximate Operating Weight: 1700 lbs.
Tractor HP (Maximum): 35 to 125 HP
Tailgate: Fixed
Lift Axle: Standard Lift Rockshaft
End Plate Thickness: 3/8 In.
Hydraulic Lift Cylinder:
3 In. Bore x 8 In. Stroke
Tires (2): Pneumatic -9.5L15 Implement Tires
Wheels (2):
8 In. Wide x 15 In. Diameter

Cutting Edge:
5/8 In. Thick x 6 In. Tall
Safety Chains: Yes - Required
Color: Construction Yellow
Assembly/Set-Up Time:
60 Minutes (Approximate)
Duty: Standard Duty
Warranty: 1 Year

CODE	ATTACHMENT IDENTIFIER	DESCRIPTION	SUGGESTED LIST PRICE USD (\$)
------	-----------------------	-------------	-------------------------------

Select One Code From Each Required Category

BASE MACHINE

1543XF	LL1212 - 12 Ft. Drawn Box Scraper	6,318.00
--------	-----------------------------------	----------

AXLE OPTION

1000	LL12 Standard Lift Axle	In Base Price
1010	LL1212 Tilt Axle with Turnbuckle	344.00
1020	LL1212 Tilt Axle with Cylinder	832.00

LIFT CYLINDER AND HOSES

2000	LL12 Lift Cylinder, Hoses, and Tips Kit	In Base Price
2095	Less LL12 Lift Cylinder, Hoses, and Tips Kit	-516.00

TRANSPORT WHEELS AND TIRES

3000	9.5L-15 Tires on 6-Bolt Rims (2)	In Base Price
3095	Less 9.5L-15 Tires on 6-Bolt Rims (2)	-713.00

ATTACHMENTS FOR FIELD CONVERSION

	Miscellaneous:	
5DDA00100	9.5L-15 Tires on 6-Bolt Rims (2)	770.04
5DDA00096	LL12 Series - Lift Cylinder Kit	557.28
5DDA00098	LL12 Series - Tilt Cylinder Kit	671.76
5DDA00097	LL12 Series - Turnbuckle	91.84

FRONTIER PRODUCTS

Landscaping

LL1212 - 12 Ft. Drawn Box Scraper
Continued

THIS PAGE IS INTENTIONALLY LEFT BLANK

FRONTIER PRODUCTS

Landscaping

LL1372 - 6 Ft. Drawn Box Scraper Equipment for Base Machine

Working Width: 72 In.
Machine Width: 74 In.
Machine Length: 165 In.
Machine Height: 49 In.
Approximate Operating Weight: 1600 lbs.
Tractor HP (Maximum): 35 to 100
Tailgate: Fixed
End Plate Thickness: 1/2 In.
Dual Hydraulic Cylinders: 3 In. Bore x
8 In. Stroke (1 Rear SCV Required)
Tires (4): Pneumatic
Wheels (4):
6 In. Wide x 10 In. Diameter
Cutting Edge:
5/8 In. Thick x 6 In. Tall

Safety Chains: Yes - Required
Color: Construction Yellow
Assembly/Set-Up Time:
30 Minutes (Approximate)
Shipping Configuration:
2 Pieces (Box Blade and Tongue)
Duty: Medium Duty
Warranty: 6 Months

CODE	ATTACHMENT IDENTIFIER	DESCRIPTION	SUGGESTED LIST PRICE USD (\$)
------	--------------------------	-------------	-------------------------------------

Select One Code From Each Required Category

BASE MACHINE

1481XF	LL1372 - 6 Ft. Drawn Box Scraper	8,067.00
--------	----------------------------------	----------

SCARIFIER BAR

1000	6 Ft. Scarifier Bar Attachment	2,386.00
1095	Less Scarifier Bar Attachment	In Base Price

REAR SMOOTH ROLLER

2000	6 Ft. Rear Smooth 12 In. Drum Roller Attachment	2,434.00
2095	Less Rear Smooth Roller	In Base Price

ATTACHMENTS - ORDER AS DESIRED

9000	Rear Hitch Assembly	246.00
9030	6 Ft. Double Rear 12 In. Diameter Basket Roller Pulverizer	2,576.00
9040	6 Ft. 3 Bar Spring Tine Harrow	2,058.00

ATTACHMENTS FOR FIELD CONVERSION

	Miscellaneous:	
5DDA00020	3 Bar Spring Tine Harrow - 6 Ft.	2,222.64
5DDA00017	Double Rear 12 In. Diameter Basket Roller Pulverizer - 6 Ft.	2,782.08
5DDA00007	Rear Hitch Assembly (LL13 Series)	265.68
5DDA00023	Rear Smooth 12 In. Drum Roller Attachment - 6 Ft.	2,628.72
5DDA00029	Scarifier Bar Attachment - 6 Ft.	2,576.88

FRONTIER PRODUCTS

Landscaping

LL1372 - 6 Ft. Drawn Box Scraper
Continued

FRONTIER PRODUCTS

Landscaping

LL1384 - 7 Ft. Drawn Box Scraper Equipment for Base Machine

Working Width: 84 In.
Machine Width: 86 In.
Machine Length: 165 In.
Machine Height: 49 In.
Approximate Operating Weight: 1866 lbs.
Tractor HP (Maximum): 35 to 125 HP
Tailgate: Fixed
End Plate Thickness: 1/2 In.
Dual Hydraulic Cylinders: 3 In. Bore x
8 In. Stroke (1 Rear SCV Required)
Tires (4): Pneumatic
Wheels (4):
6 In. Wide x 10 In. Diameter
Cutting Edge:
5/8 In. Thick x 6 In. Tall

Safety Chains: Yes - Required
Color: Construction Yellow
Assembly/Set-Up Time:
30 Minutes (Approximate)
Shipping Configuration:
2 Pieces (Box Blade and Tongue)
Duty: Medium Duty
Warranty: 6 Months

CODE	ATTACHMENT IDENTIFIER	DESCRIPTION	SUGGESTED LIST PRICE USD (\$)
------	--------------------------	-------------	-------------------------------------

Select One Code From Each Required Category

BASE MACHINE

1482XF	LL1384 - 7 Ft. Drawn Box Scraper	8,193.00
--------	----------------------------------	----------

SCARIFIER BAR

1000	6 Ft. Scarifier Bar Attachment	2,386.00
1095	Less Scarifier Bar Attachment	In Base Price

REAR SMOOTH ROLLER

2000	7 Ft. Rear Smooth 12 In. Drum Roller Attachment	2,488.00
2095	Less Rear Smooth Roller	In Base Price

ATTACHMENTS - ORDER AS DESIRED

9000	Rear Hitch Assembly	246.00
9030	7 Ft. Double Rear 12 In. Diameter Basket Roller Pulverizer	2,715.00
9040	7 Ft. 3 Bar Spring Tine Harrow	2,204.00

ATTACHMENTS FOR FIELD CONVERSION

	Miscellaneous:	
5DDA00021	3 Bar Spring Tine Harrow - 7 Ft.	2,380.32
5DDA00018	Double Rear 12 In. Diameter Basket Roller Pulverizer - 7 Ft.	2,932.20
5DDA00007	Rear Hitch Assembly (LL13 Series)	265.68
5DDA00024	Rear Smooth 12 In. Drum Roller Attachment - 7 Ft.	2,687.04
5DDA00029	Scarifier Bar Attachment - 6 Ft.	2,576.88

FRONTIER PRODUCTS

Landscaping

LL1384 - 7 Ft. Drawn Box Scraper
Continued

FRONTIER PRODUCTS

Landscaping

LL1396 - 8 Ft. Drawn Box Scraper Equipment for Base Machine

Working Width: 96 In.
Machine Width: 98 In.
Machine Length: 165 In.
Machine Height: 49 In.
Approximate Operating Weight: 2133 lbs.
Tractor HP (Maximum): 35 to 125 HP
Tailgate: Fixed
End Plate Thickness: 1/2 In.
Dual Hydraulic Cylinders: 3 In. Bore x
8 In. Stroke (1 Rear SCV Required)
Tires (4): Pneumatic
Wheels (4):
6 In. Wide x 10 In. Diameter
Cutting Edge:
5/8 In. Thick x 6 In. Tall

Safety Chains: Yes - Required
Color: Construction Yellow
Assembly/Set-Up Time:
30 Minutes (Approximate)
Shipping Configuration:
2 Pieces (Box Blade and Tongue)
Duty: Medium Duty
Warranty: 6 Months

CODE	ATTACHMENT IDENTIFIER	DESCRIPTION	SUGGESTED LIST PRICE USD (\$)
------	--------------------------	-------------	-------------------------------------

Select One Code From Each Required Category

BASE MACHINE

1483XF	LL1396 - 8 Ft. Drawn Box Scraper	8,274.00
--------	----------------------------------	----------

SCARIFIER BAR

1000	8 Ft. Scarifier Bar Attachment	2,204.00
1095	Less Scarifier Bar Attachment	In Base Price

REAR SMOOTH ROLLER

2000	8 Ft. Rear Smooth 12 In. Drum Roller Attachment	2,540.00
2095	Less Rear Smooth Roller	In Base Price

ATTACHMENTS - ORDER AS DESIRED

9000	Rear Hitch Assembly	246.00
9030	8 Ft. Double Rear 12 In. Diameter Basket Roller Pulverizer	2,840.00
9040	8 Ft. 3 Bar Spring Tine Harrow	2,288.00

ATTACHMENTS FOR FIELD CONVERSION

5DDA00022	Miscellaneous: 3 Bar Spring Tine Harrow - 8 Ft.	2,471.04
5DDA00019	Double Rear 12 In. Diameter Basket Roller Pulverizer - 8 Ft.	3,067.20
5DDA00007	Rear Hitch Assembly (LL13 Series)	265.68
5DDA00025	Rear Smooth 12 In. Drum Roller Attachment - 8 Ft.	2,743.20
5DDA00028	Scarifier Bar Attachment - 8 Ft.	2,380.32

FRONTIER PRODUCTS

Landscaping

LL1396 - 8 Ft. Drawn Box Scraper
Continued

FRONTIER PRODUCTS

Landscaping

CA2048E - 4 Ft. Economy Core Aerator Equipment for Base Machine

Reduces Hard Layer Compaction and
Increases Turf Vitality
3/8 In. Formed Category I "A" Frame
2 Bronze Bushings per Rotor for
Wear Resistance on Shaft
3-Point Hitch: Category I
Working Width: 48 In.
Tractor HP: 20 to 50 HP
Spoons:
(48) 3/4 In. Case Hardened Steel
Spoon Penetration: 4-1/2 In.
Spoons Per Hub: 6
Approximate Shipping Weight: 400 lbs.

Overall Width: 54 In.
iMatch Compatible (Quick-Attach System)
Assembly/Set-Up Time:
10 Minutes (Approximate)
Approximate Operating Weight: 284 lbs.
1 Year Warranty

CODE	ATTACHMENT IDENTIFIER	DESCRIPTION	SUGGESTED LIST PRICE USD (\$)
------	--------------------------	-------------	-------------------------------------

Select One Code From Each Required Category

BASE MACHINE

1141XF	CA2048E - 4 Ft. Economy Core Aerator <i>Order optional weight tanks as attachments.</i>	2,182.00
--------	--	----------

ATTACHMENTS ORDER AS DESIRED

9000	Steel Weight Tank CA2048E, Quantity 2 (2 Required per Machine) <i>For sand only.</i>	541.00
------	---	--------

ATTACHMENTS FOR FIELD CONVERSION

5BP950958B	Miscellaneous: French Manual Decal (CA20 Series)	0.00
5BP0099731	Steel Weight Tank CA2048E, Quantity 1 (2 Required Per Machine) <i>For sand only.</i>	270.73

FRONTIER PRODUCTS

Landscaping

CA2048E - 4 Ft. Economy Core Aerator
Continued

THIS PAGE IS INTENTIONALLY LEFT BLANK

FRONTIER PRODUCTS

Landscaping

CA2060 - 5 Ft. Standard Duty Core Aerator Equipment for Base Machine

Reduces Hard Layer Compaction and
Increases Turf Vitality
3/8 In. Formed Category I "A" Frame
- Can Hold (2) 170 lb. Sand
Containers - OPTIONAL
2 Bronze Bushings per Rotor for
Wear Resistance on Shaft
3-Point Hitch: Category I and Category II
Working Width: 60 In.
Weight Tray: (2) 19 In. x 21 In.
Tractor HP: 25 to 70 HP
Spoons:
(80) 3/4 In. Case Hardened Steel
Spoon Penetration: 4-1/2 In.

Spoons Per Hub: 8
iMatch Compatible (Quick-Attach System)
Shipping Weight: 500 lbs.
Overall Width: 65 In.
Assembly/Set-Up Time:
10 Minutes (Approximate)
1 Year Warranty

CODE	ATTACHMENT IDENTIFIER	DESCRIPTION	SUGGESTED LIST PRICE USD (\$)
------	--------------------------	-------------	-------------------------------------

Select One Code From Each Required Category

BASE MACHINE

1131XF	CA2060 - 5 Ft. Standard Duty Core Aerator <i>Order optional weight tanks as attachments.</i>	2,906.00
--------	---	----------

ATTACHMENTS ORDER AS DESIRED

9000	Steel Weight Tank CA2060, Quantity 2 (2 Required per Machine) <i>For sand only.</i>	640.00
------	--	--------

ATTACHMENTS FOR FIELD CONVERSION

5BP950958B	Miscellaneous: French Manual Decal (CA20 Series)	0.00
5BP0099734	Steel Weight Tank CA2060, Quantity 1 (2 Required Per Machine) <i>For sand only.</i>	320.23

FRONTIER PRODUCTS

Landscaping

CA2060 - 5 Ft. Standard Duty Core Aerator
Continued

THIS PAGE IS INTENTIONALLY LEFT BLANK

FRONTIER PRODUCTS

Landscaping

CA2060E - 5 Ft. Economy Core Aerator Equipment for Base Machine

Reduces Hard Layer Compaction and
Increases Turf Vitality
3/8 In. Formed Category I "A" Frame
- Can Hold (2) 125 lb. Sand
Containers - OPTIONAL
2 Bronze Bushings per Rotor for
Wear Resistance on Shaft
3-Point Hitch: Category I
Working Width: 60 In.
Weight Tray: (2) 19 In. x 15 In.
Tractor HP: 20 to 50 HP
Spoons:
(60) 3/4 In. Case Hardened Steel
Spoon Penetration: 4-1/2 In.

Spoons Per Hub: 6
iMatch Compatible (Quick-Attach System)
Approximate Shipping Weight: 400 lbs.
Overall Width: 65 In.
Assembly/Set-Up Time:
10 Minutes (Approximate)
Approximate Operating Weight: 357 lbs.
1 Year Warranty

CODE	ATTACHMENT IDENTIFIER	DESCRIPTION	SUGGESTED LIST PRICE USD (\$)
------	--------------------------	-------------	-------------------------------------

Select One Code From Each Required Category

BASE MACHINE

1142XF	CA2060E - 5 Ft. Economy Core Aerator <i>Order optional weight tanks as attachments.</i>	2,285.00
--------	--	----------

ATTACHMENTS ORDER AS DESIRED

9000	Steel Weight Tank CA2060E, Quantity 2 (2 Required per Machine) <i>For sand only.</i>	569.00
------	---	--------

ATTACHMENTS FOR FIELD CONVERSION

5BP950958B	Miscellaneous: French Manual Decal (CA20 Series)	0.00
5BP0099732	Steel Weight Tank CA2060E, Quantity 1 (2 Required Per Machine) <i>For sand only.</i>	284.43

FRONTIER PRODUCTS

Landscaping

CA2060E - 5 Ft. Economy Core Aerator
Continued

THIS PAGE IS INTENTIONALLY LEFT BLANK

FRONTIER PRODUCTS

Landscaping

CA2072 - 6 Ft. Standard Duty Core Aerator Equipment for Base Machine

Reduces Hard Layer Compaction and
Increases Turf Vitality
3/8 In. Formed Category I "A" Frame
- Can Hold (2) 220 lb.
Sand Containers - OPTIONAL
2 Bronze Bushings per Rotor for
Wear Resistance on Shaft
3-Point Hitch:
Category I and Category II
Working Width: 72 In.
Weight Tray: (2) 25 In. x 21 In.
Tractor HP: 25 to 70 HP
Spoons:
(96) 3/4 In. Case Hardened Steel
Spoon Penetration: 4-1/2 In.

Spoons Per Hub: 8
Shipping Weight: 600 lbs.
Overall Width: 78 In.
iMatch Compatible (Quick-Attach System)
Assembly/Set-Up Time:
10 Minutes (Approximate)
Approximate Operating Weight: 549 lbs.
1 Year Warranty

CODE	ATTACHMENT IDENTIFIER	DESCRIPTION	SUGGESTED LIST PRICE USD (\$)
------	--------------------------	-------------	-------------------------------------

Select One Code From Each Required Category

BASE MACHINE

1132XF	CA2072 - 6 Ft. Standard Duty Core Aerator <i>Order optional weight tanks as attachments.</i>	3,259.00
--------	---	----------

ATTACHMENTS ORDER AS DESIRED

9000	Steel Weight Tank CA2072, Quantity 2 (2 Required per Machine) <i>For sand only.</i>	689.00
------	--	--------

ATTACHMENTS FOR FIELD CONVERSION

5BP950958B	Miscellaneous: French Manual Decal (CA20 Series)	0.00
5BP0099735	Steel Weight Tank CA2072, Quantity 1 (2 Required Per Machine) <i>For sand only.</i>	344.75

FRONTIER PRODUCTS

Landscaping

CA2072 - 6 Ft. Standard Duty Core Aerator
Continued

THIS PAGE IS INTENTIONALLY LEFT BLANK

FRONTIER PRODUCTS

Landscaping

CA2072E - 6 Ft. Economy Core Aerator Equipment for Base Machine

Reduces Hard Layer Compaction and
Increases Turf Vitality
3/8 In. Formed Category I "A" Frame
- Can Hold (2) 160 lb. Sand
Containers - OPTIONAL
2 Bronze Bushings per Rotor for
Wear Resistance on Shaft
3-Point Hitch: Category I
Working Width: 72 In.
Weight Tray: (2) 25 In. x 15 In.
Tractor HP: 20 to 50 HP
Spoons:
(72) 3/4 In. Case Hardened Steel
Spoon Penetration: 4-1/2 In.

Spoons Per Hub: 6
iMatch Compatible (Quick-Attach System)
Approximate Shipping Weight: 450 lbs.
Overall Width: 78 In.
Assembly/Set-Up Time:
10 Minutes (Approximate)
Approximate Operating Weight: 401 lbs.
1 Year Warranty

CODE	ATTACHMENT IDENTIFIER	DESCRIPTION	SUGGESTED LIST PRICE USD (\$)
------	--------------------------	-------------	-------------------------------------

Select One Code From Each Required Category

BASE MACHINE

1143XF	CA2072E - 6 Ft. Economy Core Aerator <i>Order optional weight tanks as attachments.</i>	2,538.00
--------	--	----------

ATTACHMENTS ORDER AS DESIRED

9000	Steel Weight Tank CA2072E, Quantity 2 (2 Required per Machine) <i>For sand only.</i>	604.00
------	---	--------

ATTACHMENTS FOR FIELD CONVERSION

5BP950958B	Miscellaneous: French Manual Decal (CA20 Series)	0.00
5BP0099733	Steel Weight Tank CA2072E, Quantity 1 (2 Required Per Machine) <i>For sand only.</i>	302.21

FRONTIER PRODUCTS

Landscaping

CA2072E - 6 Ft. Economy Core Aerator
Continued

THIS PAGE IS INTENTIONALLY LEFT BLANK

FRONTIER PRODUCTS

Landscaping

PC1001 Integral One Row Cultivator Equipment for Base Machine

Hitch:	25 - 45 HP
Lift-type, Category I, iMatch Compatible	Standard Tines:
Working Row Width:	6 Curved and Reversible Tines, 1.75 In. (44.45 mm) x 10 In. (254 mm)
30 to 60 In. (762 to 1524 mm)	Tine Spacing: Adjustable
Transport Length:	Parking Stand Included
37 In. (939.8 mm)	
Transport Width:	
50.5 In. (1,282.7 mm)	
Transport Height:	
36 In. (914.4 mm)	
Tractor Engine HP Range:	

CODE	ATTACHMENT IDENTIFIER	DESCRIPTION	SUGGESTED LIST PRICE USD (\$)
------	--------------------------	-------------	-------------------------------------

Select One Code From Each Required Category

BASE MACHINE

3441XF	PC1001 Integral One Row Cultivator <i>Order in multiples of two.</i>	392.00
--------	---	--------

ATTACHMENTS FOR FIELD CONVERSION

5TITE511154	Miscellaneous: French Kit - Includes Operator's Manual, Parts Catalog and Safety Decals <i>PC1001 and PC1072</i>	13.21
-------------	---	-------

FRONTIER PRODUCTS

Landscaping

PC1001 Integral One Row Cultivator
Continued

THIS PAGE IS INTENTIONALLY LEFT BLANK

FRONTIER PRODUCTS

Landscaping

PC1072 - 6 Ft. Integral Field Cultivator (13 S-tines) Equipment for Base Machine

Hitch:	25 - 45 HP
Lift-type, Category I, iMatch Compatible	Standard Tines:
Working Width:	13 Curved and Reversible Tines,
72 In. (1,828.8 mm)	1.25 In. (31.75 mm) x 8 In. (203.2 mm)
Transport Length:	Tine Spacing: Adjustable
37.5 In. (952.5 mm)	
Transport Width:	
73.25 In. (1,860.6 mm)	
Transport Height:	
39 In. (990.6 mm)	
Tractor Engine HP Range:	

CODE	ATTACHMENT IDENTIFIER	DESCRIPTION	SUGGESTED LIST PRICE USD (\$)
------	--------------------------	-------------	-------------------------------------

Select One Code From Each Required Category

BASE MACHINE

3442XF	PC1072 - 6 Ft. Integral Field Cultivator (13 S-tines) <i>Order in multiples of two.</i>	832.00
--------	--	--------

ATTACHMENTS FOR FIELD CONVERSION

5TITE511154	Miscellaneous: French Kit - Includes Operator's Manual, Parts Catalog and Safety Decals <i>PC1001 and PC1072</i>	13.21
-------------	---	-------

FRONTIER PRODUCTS

Landscaping

PC1072 - 6 Ft. Integral Field Cultivator (13 S-tines)

Continued

THIS PAGE IS INTENTIONALLY LEFT BLANK

FRONTIER PRODUCTS

Landscaping

BL1130 - 3 Pt. Mount Debris Blower - U.S. Equipment for Base Machine

Function: Debris Blower
Length: 47 1/8 In. (1,197 mm)
Width: 50 In. (1,270 mm)
Height: 48 3/4 In. (1,238.3 mm)
Operating Weight: 689 lb. (312.5 kg)
Fan Diameter: 29 1/2 In. (749.3 mm)
Fan Width: 10 in. (254 mm)
Number of Fan Blades: 12
Fan Speed: 1455 RPM
Air Flow: 6,061 cfm (171 cu. meter per minute)
Air Velocity: 141 mph (227 kph)
Air Velocity: 12,400 fpm (3,779.5 mpm)

Outlet Size: 10 5/8 x 6 5/8 In. (269.9 x 168.3 mm)
Air Direction: left or right by moving lever
Cat. 1 & 2, iMatch and Quick Hitch Compatible
Pneumatic gauge wheel standard
Approximate Set-Up Time: 30 Minutes

CODE	ATTACHMENT IDENTIFIER	DESCRIPTION	SUGGESTED LIST PRICE USD (\$)
------	--------------------------	-------------	-------------------------------------

Select One Code From Each Required Category

BASE MACHINE

1571XF	BL1130 - 3 Pt. Mount Debris Blower - U.S.	5,260.00
--------	---	----------

FRONTIER PRODUCTS

Landscaping

BL1130 - 3 Pt. Mount Debris Blower - U.S.

Continued

THIS PAGE IS INTENTIONALLY LEFT BLANK

FRONTIER PRODUCTS

Landscaping

BL2130 - Hydraulic Loader Mount Debris Blower with HP2025 Hydraulic Power Unit - U.S.

Equipment for Base Machine

Function: Debris Blower
 Length: 47 1/8 In. (1,197 mm)
 Width: 50 In. (1,270 mm)
 Height: 48 3/4 In. (1,238.3 mm)
 Operating Weight: 689 lb. (312.5 kg)
 Fan Diameter: 29 1/2 In. (749.3 mm)
 Fan Width: 10 in. (254 mm)
 Number of Fan Blades: 12
 Fan Speed: 1455 RPM
 Air Flow: 6,061 cfm (171 cu. meter per minute)
 Air Velocity: 141 mph (227 kph)
 Air Velocity: 12,400 fpm (3,779.5 mpm)
 Outlet Size: 10 5/8 x 6 5/8 In. (269.9 x 168.3 mm)
 Air Direction: left or right by moving lever
 Pneumatic gauge wheel standard
 Approximate Set-Up Time: 30 Minutes
 Function: Hydraulic Power Unit
 Pressure: 2700 psi
 Flow: 16 gpm

Reservoir Capacity: 15 gal.
 System Capacity: 17 gal.
 System Features: Pressure relieve valve, filter, temperature and oil level gauge, and thermal protection switch
 Hoses, Tips, and Brackets included
 Tractor RPM: 540 RPM
 PTO Manufacturer: Comer
 Parking Stand: Standard
 Hitch Category: Category I
 Quick Hitch Compatibility: iMatch Compatible
 Approximate Set-Up Time: 120 Minutes

CODE	ATTACHMENT IDENTIFIER	DESCRIPTION	SUGGESTED LIST PRICE USD (\$)
------	-----------------------	-------------	-------------------------------

Select One Code From Each Required Category

BASE MACHINE

1581XF	BL2130 - Hydraulic Loader Mount Debris Blower with HP2025 Hydraulic Power Unit - U.S. <i>Must be used with HP2025 or HP2134 Hydraulic Power Pack Units.</i>	11,559.00
--------	--	-----------

HYDRAULIC POWER UNITS

1000	HP2025 - Hydraulic Power Unit, 25 HP <i>Requires wiring harness, 5RDF0039, when changing front implement attachments.</i>	In Base Price
1010	HP2134 - Hydraulic Power Unit, 34 HP <i>Requires wiring harness, 5RDF0039, when changing front implement attachments.</i>	104.00
1095	Less HP2025 Hydraulic Power Unit	-6,304.00

OIL COOLER

2000	Oil Cooler for HP2025 and HP2134 Hydraulic Power Units <i>Includes high efficiency oil cooler, electric fan, bolted support, hoses, fittings and installation instructions. Recommended for application generating high heat. Not available with option Code 1095.</i>	In Base Price
2095	Less Oil Cooler	-1,660.00

ATTACHMENTS - ORDER AS DESIRED

9040	Additional Wiring Harness for HP2025 and HP2134 Hydraulic Power Units for Open Operator Station Tractors <i>Includes complete wiring harness from battery to switch in the console. Not available with option Code 1095.</i>	92.00
------	---	-------

ATTACHMENTS FOR FIELD CONVERSION

FRONTIER PRODUCTS

Landscaping

**BL2130 - Hydraulic Loader Mount Debris Blower with HP2025 Hydraulic Power Unit -
U.S.**

Continued

CODE	ATTACHMENT IDENTIFIER	DESCRIPTION	SUGGESTED LIST PRICE USD (\$)
ATTACHMENTS FOR FIELD CONVERSION ...Continued...			
		Miscellaneous:	
	5RDF0038	Additional Wiring Harness for HP2025 and HP2134 Hydraulic Power Units for Open Operator Station Tractors <i>Includes complete wiring harness from battery to switch in the console.</i>	100.04
	5RDF0036	Oil Cooler for HP2025 and HP2134 Hydraulic Power Units <i>Includes high efficiency oil cooler, electric fan, bolted support, hoses, fittings and installation instructions. Recommended for application generating high heat.</i>	1,816.59
	5RDF0039	Wiring Harness for HP2025 and HP2134 Hydraulic Power Units to control Loader Mounted Attachment <i>Includes complete wiring harness from switch in the console to 3 cavities connectors for front implements.</i>	88.55

FRONTIER PRODUCTS

Landscaping

BL1130 - 3 Pt. Mount Debris Blower - Canada Equipment for Base Machine

Function: Debris Blower
Length: 47 1/8 In. (1,197 mm)
Width: 50 In. (1,270 mm)
Height: 48 3/4 In. (1,238.3 mm)
Operating Weight: 689 lb. (312.5 kg)
Fan Diameter: 29 1/2 In. (749.3 mm)
Fan Width: 10 in. (254 mm)
Number of Fan Blades: 12
Fan Speed: 1455 RPM
Air Flow: 6,061 cfm (171 cu. meter per minute)
Air Velocity: 141 mph (227 kph)
Air Velocity: 12,400 fpm (3,779.5 mpm)

Outlet Size: 10 5/8 x 6 5/8 In. (269.9 x 168.3 mm)
Air Direction: left or right by moving lever
Cat. 1 & 2, iMatch and Quick Hitch Compatible
Pneumatic gauge wheel standard
Approximate Set-Up Time: 30 Minutes

CODE	ATTACHMENT IDENTIFIER	DESCRIPTION	SUGGESTED LIST PRICE USD (\$)
------	--------------------------	-------------	-------------------------------------

Select One Code From Each Required Category

BASE MACHINE

157AXF	BL1130 - 3 Pt. Mount Debris Blower - Canada	5,340.10
--------	---	----------

FRONTIER PRODUCTS

Landscaping

BL1130 - 3 Pt. Mount Debris Blower - Canada

Continued

THIS PAGE IS INTENTIONALLY LEFT BLANK

FRONTIER PRODUCTS

Landscaping

BL2130 - Hydraulic Loader Mount Debris Blower with HP2025 Hydraulic Power Unit - Canada

Equipment for Base Machine

Function: Debris Blower
 Length: 47 1/8 In. (1,197 mm)
 Width: 50 In. (1,270 mm)
 Height: 48 3/4 In. (1,238.3 mm)
 Operating Weight: 689 lb. (312.5 kg)
 Fan Diameter: 29 1/2 In. (749.3 mm)
 Fan Width: 10 in. (254 mm)
 Number of Fan Blades: 12
 Fan Speed: 1455 RPM
 Air Flow: 6,061 cfm (171 cu. meter per minute)
 Air Velocity: 141 mph (227 kph)
 Air Velocity: 12,400 fpm (3,779.5 mpm)
 Outlet Size: 10 5/8 x 6 5/8 In. (269.9 x 168.3 mm)
 Air Direction: left or right by moving lever
 Pneumatic gauge wheel standard
 Approximate Set-Up Time: 30 Minutes
 Function: Hydraulic Power Unit
 Pressure: 2700 psi
 Flow: 16 gpm

Reservoir Capacity: 15 gal.
 System Capacity: 17 gal.
 System Features: Pressure relieve valve, filter, temperature and oil level gauge, and thermal protection switch
 Hoses, Tips, and Brackets included
 Tractor RPM: 540 RPM
 PTO Manufacturer: Comer
 Parking Stand: Standard
 Hitch Category: Category I
 Quick Hitch Compatibility: iMatch Compatible
 Approximate Set-Up Time: 120 Minutes

CODE	ATTACHMENT IDENTIFIER	DESCRIPTION	SUGGESTED LIST PRICE USD (\$)
------	-----------------------	-------------	-------------------------------

Select One Code From Each Required Category

BASE MACHINE

158AXF	BL2130 - Hydraulic Loader Mount Debris Blower with HP2025 Hydraulic Power Unit - Canada <i>Must order HP2025 or HP2134 Hydraulic Power Pack Unit to complete the package.</i>	11,735.03
--------	--	-----------

HYDRAULIC POWER UNITS

1000	HP2025 - Hydraulic Power Unit, 25 HP <i>Requires wiring harness, 5RDF0039, when changing front implement attachments.</i>	In Base Price
1010	HP2134 - Hydraulic Power Unit, 34 HP <i>Requires wiring harness, 5RDF0039, when changing front implement attachments.</i>	105.58
1095	Less HP2025 Hydraulic Power Unit	-6,400.00

OIL COOLER

2000	Oil Cooler for HP2025 and HP2134 Hydraulic Power Units <i>Includes high efficiency oil cooler, electric fan, bolted support, hoses, fittings and installation instructions. Recommended for application generating high heat. Not available with option Code 1095.</i>	In Base Price
2095	Less Oil Cooler	-1,685.28

ATTACHMENTS - ORDER AS DESIRED

9040	Additional Wiring Harness for HP2025 and HP2134 Hydraulic Power Units for Open Operator Station Tractors <i>Includes complete wiring harness from battery to switch in the console. Not available with option Code 1095.</i>	93.40
------	---	-------

FRONTIER PRODUCTS

Landscaping

BL2130 - Hydraulic Loader Mount Debris Blower with HP2025 Hydraulic Power Unit - Canada Continued

CODE	ATTACHMENT IDENTIFIER	DESCRIPTION	SUGGESTED LIST PRICE USD (\$)
ATTACHMENTS FOR FIELD CONVERSION			
		Miscellaneous:	
	5RDF0038	Additional Wiring Harness for HP2025 and HP2134 Hydraulic Power Units for Open Operator Station Tractors <i>Includes complete wiring harness from battery to switch in the console.</i>	100.04
	5RDF0036	Oil Cooler for HP2025 and HP2134 Hydraulic Power Units <i>Includes high efficiency oil cooler, electric fan, bolted support, hoses, fittings and installation instructions. Recommended for application generating high heat.</i>	1,816.59
	5RDF0039	Wiring Harness for HP2025 and HP2134 Hydraulic Power Units to control Loader Mounted Attachment <i>Includes complete wiring harness from switch in the console to 3 cavities connectors for front implements.</i>	88.55

FRONTIER PRODUCTS

Landscaping

LP1048 Standard Drawn Land Plane

Equipment for Base Machine

Working Width: 48 In.
Shipping Weight: 445 lbs.
End Plate Thickness: 3/16 In.
Duty: Light Duty
Cutting Edges: (2)
Assembly/Set-Up Time: 15 Minutes
Approximate Operating Weight: 365 lbs.

Warranty: 1 Year

CODE	ATTACHMENT IDENTIFIER	DESCRIPTION	SUGGESTED LIST PRICE USD (\$)
------	--------------------------	-------------	-------------------------------------

Select One Code From Each Required Category

BASE MACHINE

1441XF	LP1048 Standard Drawn Land Plane	1,338.00
--------	----------------------------------	----------

FRONTIER PRODUCTS

Landscaping

LP1048 Standard Drawn Land Plane

Continued

THIS PAGE IS INTENTIONALLY LEFT BLANK

FRONTIER PRODUCTS

Landscaping

LP1060 Standard Drawn Land Plane

Equipment for Base Machine

Working Width: 60 In.
Shipping Weight: 495 lbs.
End Plate Thickness: 3/16 In.
Duty: Light Duty
Cutting Edges: (2)
Assembly/Set-Up Time: 15 Minutes
Approximate Operating Weight: 415 lbs.

Warranty: 1 Year

CODE	ATTACHMENT IDENTIFIER	DESCRIPTION	SUGGESTED LIST PRICE USD (\$)
------	--------------------------	-------------	-------------------------------------

Select One Code From Each Required Category

BASE MACHINE

1442XF	LP1060 Standard Drawn Land Plane	1,355.00
--------	----------------------------------	----------

FRONTIER PRODUCTS

Landscaping

LP1060 Standard Drawn Land Plane

Continued

THIS PAGE IS INTENTIONALLY LEFT BLANK

FRONTIER PRODUCTS

Landscaping

LP1160 - 5 Ft. 3-Point Land Plane

Equipment for Base Machine

3-Point Hitch: Category I
iMatch Compatible (Quick-Attach System)
Working Width: 60 In.
Tractor HP Recommendation: 18 to 50 HP
Skid Shoes: Weld on, 3/16 In.
Shipping Weight: 573 lbs.
End Plate Thickness: 3/16 In.
Duty: Standard Duty
Cutting Edges: (2) Reversible

Assembly/Set-Up Time: 10 Minutes
Approximate Operating Weight: 520 lbs.
Warranty: 1 Year

CODE	ATTACHMENT IDENTIFIER	DESCRIPTION	SUGGESTED LIST PRICE USD (\$)
------	--------------------------	-------------	-------------------------------------

Select One Code From Each Required Category

BASE MACHINE

1451XF	LP1160 - 5 Ft. 3-Point Land Plane	1,358.00
--------	-----------------------------------	----------

ATTACHMENTS FOR FIELD CONVERSION

5TL15746	Miscellaneous: French Kit - Includes Operator's Manual and Safety Decals (LP11 Series)	35.47
----------	--	-------

FRONTIER PRODUCTS

Landscaping

LP1160 - 5 Ft. 3-Point Land Plane

Continued

THIS PAGE IS INTENTIONALLY LEFT BLANK

FRONTIER PRODUCTS

Landscaping

LP1172 - 6 Ft. 3-Point Land Plane

Equipment for Base Machine

3-Point Hitch: Category I
iMatch Compatible (Quick-Attach System)
Working Width: 72 In.
Tractor HP Recommendation: 18 to 50 HP
Skid Shoes: Weld on, 3/16 In.
Shipping Weight: 628 lbs.
End Plate Thickness: 3/16 In.
Duty: Standard Duty
Cutting Edges: (2) Reversible

Assembly/Set-Up Time: 10 Minutes
Approximate Operating Weight: 548 lbs.
Warranty: 1 Year

CODE	ATTACHMENT IDENTIFIER	DESCRIPTION	SUGGESTED LIST PRICE USD (\$)
------	--------------------------	-------------	-------------------------------------

Select One Code From Each Required Category

BASE MACHINE

1452XF	LP1172 - 6 Ft. 3-Point Land Plane	1,434.00
--------	-----------------------------------	----------

ATTACHMENTS FOR FIELD CONVERSION

5TL15746	Miscellaneous: French Kit - Includes Operator's Manual and Safety Decals (LP11 Series)	35.47
----------	--	-------

FRONTIER PRODUCTS

Landscaping

LP1172 - 6 Ft. 3-Point Land Plane

Continued

THIS PAGE IS INTENTIONALLY LEFT BLANK

FRONTIER PRODUCTS

Landscaping

LP1184 - 7 Ft. 3-Point Land Plane

Equipment for Base Machine

3-Point Hitch: Category I and II
iMatch Compatible (Quick-Attach System)
Working Width: 84 In.
Tractor HP Recommendation: 22 to 75 HP
Skid Shoes: Weld on, 3/16 In.
Shipping Weight: 684 lbs.
End Plate Thickness: 3/16 In.
Duty: Standard Duty
Cutting Edges: (2) Reversible

Assembly/Set-Up Time: 10 Minutes
Approximate Operating Weight: 604 lbs.
Warranty: 1 Year

CODE	ATTACHMENT IDENTIFIER	DESCRIPTION	SUGGESTED LIST PRICE USD (\$)
------	--------------------------	-------------	-------------------------------------

Select One Code From Each Required Category

BASE MACHINE

1453XF	LP1184 - 7 Ft. 3-Point Land Plane	1,546.00
--------	-----------------------------------	----------

ATTACHMENTS FOR FIELD CONVERSION

Miscellaneous:		
5TL15746	French Kit - Includes Operator's Manual and Safety Decals (LP11 Series)	35.47

FRONTIER PRODUCTS

Landscaping

LP1184 - 7 Ft. 3-Point Land Plane

Continued

THIS PAGE IS INTENTIONALLY LEFT BLANK

FRONTIER PRODUCTS

Landscaping

LP1196 - 8 Ft. 3-Point Land Plane

Equipment for Base Machine

3-Point Hitch: Category I and II
iMatch Compatible (Quick-Attach System)
Working Width: 96 In.
Tractor HP Recommendation: 22 to 75 HP
Skid Shoes: Weld on, 3/16 In.
Shipping Weight: 732 lbs.
End Plate Thickness: 3/16 In.
Duty: Standard Duty
Cutting Edges: (2) Reversible
Assembly/Set-Up Time:

Unit Arrives Fully Assembled
Approximate Operating Weight: 652 lbs.
Warranty: 1 Year

CODE	ATTACHMENT IDENTIFIER	DESCRIPTION	SUGGESTED LIST PRICE USD (\$)
------	--------------------------	-------------	-------------------------------------

Select One Code From Each Required Category

BASE MACHINE

1454XF	LP1196 - 8 Ft. 3-Point Land Plane	1,560.00
--------	-----------------------------------	----------

ATTACHMENTS FOR FIELD CONVERSION

5TL15746	Miscellaneous: French Kit - Includes Operator's Manual and Safety Decals (LP11 Series)	35.47
----------	--	-------

FRONTIER PRODUCTS

Landscaping

LP1196 - 8 Ft. 3-Point Land Plane

Continued

THIS PAGE IS INTENTIONALLY LEFT BLANK

FRONTIER PRODUCTS

Landscaping

LP1207 - 7 Ft. Heavy Duty 3-Point Land Plane Equipment for Base Machine

Working Width: 84 In.
Shipping Weight: 1,048 lbs.
Operating Weight: 998 lbs.
3 Pt. Cat. 1 & 2
iMatch Compatible (Quick-Attach System)
Cat. 2 Quick Couple Compatible (Quick-Attach System)
Implement Code: 57.6
End Plate Thickness: 3/16 In.
Duty: Light Duty
Cutting Edges: (2) 1/2 x 6 in. Reversible

Adjustable Skid Shoes
Skid Shoe Thickness: 3/8 in.
Scarifier Shanks: (4) Available -Optional
Assembly/Set-Up Time: 15 Minutes
Warranty: 1 Year

Ballasting may be required. Please see your tractor operator's manual and your John Deere dealer.

CODE	ATTACHMENT IDENTIFIER	DESCRIPTION	SUGGESTED LIST PRICE USD (\$)
------	--------------------------	-------------	-------------------------------------

Select One Code From Each Required Category

BASE MACHINE

1631XF	LP1207 - 7 Ft. Heavy Duty 3-Point Land Plane	2,545.00
--------	--	----------

ATTACHMENTS FOR FIELD CONVERSION

5TL1207KT	Miscellaneous: Scarifier Kit (LP1207)	150.52
-----------	---	--------

FRONTIER PRODUCTS

Landscaping

LP1207 - 7 Ft. Heavy Duty 3-Point Land Plane
Continued

THIS PAGE IS INTENTIONALLY LEFT BLANK

FRONTIER PRODUCTS

Landscaping

LP1208 - 8 Ft. Heavy Duty 3-Point Land Plane Equipment for Base Machine

Working Width: 96 In.
Shipping Weight: 1,160 lbs.
Operating Weight: 1,110 lbs.
3 Pt. Cat. 1 & 2
iMatch Compatible (Quick-Attach System)
Cat. 2 Quick Couple Compatible (Quick-Attach System)
Implement Code: 64.1
End Plate Thickness: 3/16 In.
Duty: Light Duty
Cutting Edges: (2) 1/2 x 6 in. Reversible

Adjustable Skid Shoes
Skid Shoe Thickness: 3/8 in.
Scarifier Shanks: (6) Available -Optional
Assembly/Set-Up Time: 15 Minutes
Warranty: 1 Year

Ballasting may be required. Please see your tractor operator's manual and your John Deere dealer.

CODE	ATTACHMENT IDENTIFIER	DESCRIPTION	SUGGESTED LIST PRICE USD (\$)
------	--------------------------	-------------	-------------------------------------

Select One Code From Each Required Category

BASE MACHINE

1632XF	LP1208 - 8 Ft. Heavy Duty 3-Point Land Plane	2,862.00
--------	--	----------

ATTACHMENTS FOR FIELD CONVERSION

5TL1208KT	Miscellaneous: Scarifier Kit (LP1208)	243.30
-----------	---	--------

FRONTIER PRODUCTS

Landscaping

LP1208 - 8 Ft. Heavy Duty 3-Point Land Plane
Continued

THIS PAGE IS INTENTIONALLY LEFT BLANK

FRONTIER PRODUCTS

Landscaping

LP1210 - 10 Ft. Heavy Duty 3-Point Land Plane Equipment for Base Machine

Working Width: 120 In.
Shipping Weight: 1,304 lbs.
Operating Weight: 1,254 lbs.
3 Pt. Cat. 2
Cat. 2 Quick Couple Compatible (Quick-Attach System)
Implement Code: 72.4
End Plate Thickness: 3/16 In.
Duty: Light Duty
Cutting Edges: (2) 1/2 x 6 in. Reversible
Adjustable Skid Shoes

Skid Shoe Thickness: 3/8 in.
Scarifier Shanks: (8) Available -Optional
Assembly/Set-Up Time: 15 Minutes
Warranty: 1 Year

Ballasting may be required. Please see your tractor operator's manual and your John Deere dealer.

CODE	ATTACHMENT IDENTIFIER	DESCRIPTION	SUGGESTED LIST PRICE USD (\$)
------	-----------------------	-------------	-------------------------------

Select One Code From Each Required Category

BASE MACHINE

1633XF	LP1210 - 10 Ft. Heavy Duty 3-Point Land Plane	3,250.00
--------	---	----------

ATTACHMENTS FOR FIELD CONVERSION

5TL1210KT	Miscellaneous: Scarifier Kit (LP1210)	324.74
-----------	---	--------

FRONTIER PRODUCTS

Landscaping

LP1210 - 10 Ft. Heavy Duty 3-Point Land Plane
Continued

THIS PAGE IS INTENTIONALLY LEFT BLANK

FRONTIER PRODUCTS

Landscaping

LR2060L - 5 Ft. Standard Duty Landscape Rake - Limited Category I Equipment for Base Machine

Tine Dimensions:

5/16 In. x 1 In. x 12 In. Spring Steel
Tine Spacing: 30 at 1 In.
Working Width: 60 In.
Tractor HP (Maximum): 25 HP
Parking Stand - Standard
Raking Positions:
 5 Forward (0, 15, 30 Degrees),
 5 Reverse (0, 15 Degrees)
3-Point Hitch:
 Limited Category I (Aftermarket
 Category 0 Lift Pins Available)
Pivot: 360 Degrees

Operating Weight: 168 lbs.

Shipping Weight:

422 lbs. (Quantity of 2)
Assembly/Set-Up Time: 30 Minutes
Packaged Two Per Crate
Gauge Wheels: Optional
Warranty: 1 Year

CODE	ATTACHMENT IDENTIFIER	DESCRIPTION	SUGGESTED LIST PRICE USD (\$)
------	--------------------------	-------------	-------------------------------------

Select One Code From Each Required Category

BASE MACHINE

1191XF	LR2060L - 5 Ft. Standard Duty Landscape Rake - Limited Category I <i>Order in multiples of two.</i>	765.00
--------	--	--------

ATTACHMENTS FOR FIELD CONVERSION

5WS343465	Miscellaneous: Dual Gauge Wheel Kit (LR2060L)	409.32
-----------	---	--------

FRONTIER PRODUCTS

Landscaping

LR2060L - 5 Ft. Standard Duty Landscape Rake - Limited Category I

Continued

THIS PAGE IS INTENTIONALLY LEFT BLANK

FRONTIER PRODUCTS

Landscaping

LR2072 - 6 Ft. Standard Duty Landscape Rake Equipment for Base Machine

Duty: Standard Duty

Rake Width: 72 In.

3-Point Hitch:

Category I

Tractor HP:

19 to 40 HP

Tine Dimension:

5/16 In. x 1 In. Spring Steel

Tine Spacing: 36 at 1 In.

Raking Positions:

5 Forward (0, 15, 30 Degree) Each Side

- 3 Reverse (0, 15 Degree) Each Side

Parking Stand: Standard

Approximate Operating Weight: 200 lbs.

Shipping Weight:

486 lbs. (Quantity 2)

Assembly/Set-Up Time:

30 Minutes (Approximate)

Pivot: 360 Degrees

Packaged 2 per Crate

Gauge Wheel Kit

(Includes Two Wheels and Arms): Optional

Warranty: 1 Year

CODE	ATTACHMENT IDENTIFIER	DESCRIPTION	SUGGESTED LIST PRICE USD (\$)
------	--------------------------	-------------	-------------------------------------

Select One Code From Each Required Category

BASE MACHINE

1181XF	LR2072 - 6 Ft. Standard Duty Landscape Rake <i>Order in multiples of two.</i>	868.00
--------	--	--------

ATTACHMENTS FOR FIELD CONVERSION

5WS341775	Miscellaneous: Dual Gauge Wheel Kit (LR2072, LR2084, LR2172, LR2184 and LR2196)	407.00
-----------	---	--------

FRONTIER PRODUCTS

Landscaping

LR2072 - 6 Ft. Standard Duty Landscape Rake
Continued

THIS PAGE IS INTENTIONALLY LEFT BLANK

FRONTIER PRODUCTS

Landscaping

LR2084 - 7 Ft. Standard Duty Landscape Rake Equipment for Base Machine

Duty: Standard Duty

Rake Width: 84 In.

3-Point Hitch:

Category I

Tractor HP:

19 to 40 HP

Tine Dimension:

5/16 In. x 1 In. Spring Steel

Tine Spacing: 42 at 1 In.

Raking Positions:

5 Forward (0, 15, 30 Degree) Each Side

- 3 Reverse (0, 15 Degree) Each Side

Parking Stand: Standard

Pivot: 360 Degrees

Approximate Operating Weight:

221 lbs.

Approximate Shipping Weight:

528 lbs. (Quantity 2)

Assembly/Set-Up Time:

30 Minutes (Approximate)

Packaged 2 per Crate

Gauge Wheel Kit

(Includes Two Wheels and Arms): Optional

Warranty: 1 Year

CODE	ATTACHMENT IDENTIFIER	DESCRIPTION	SUGGESTED LIST PRICE USD (\$)
------	--------------------------	-------------	-------------------------------------

Select One Code From Each Required Category

BASE MACHINE

1182XF	LR2084 - 7 Ft. Standard Duty Landscape Rake <i>Order in multiples of two.</i>	979.00
--------	--	--------

ATTACHMENTS FOR FIELD CONVERSION

5WS341775	Miscellaneous: Dual Gauge Wheel Kit (LR2072, LR2084, LR2172, LR2184 and LR2196)	407.00
-----------	---	--------

FRONTIER PRODUCTS

Landscaping

LR2084 - 7 Ft. Standard Duty Landscape Rake
Continued

THIS PAGE IS INTENTIONALLY LEFT BLANK

FRONTIER PRODUCTS

Landscaping

LR2172 - 6 Ft. Medium Duty Landscape Rake Equipment for Base Machine

Duty: Medium Duty
Rake Width: 72 In.
3-Point Hitch:
Category I
Tractor HP:
23 to 55 HP
Tines Dimension:
5/16 In. x 1 In. Spring Steel
Tine Spacing: 36 at 1 In.
Raking Positions:
5 Forward (0, 15, 30 Degree) Each Side
- 3 Reverse (0, 15 Degree) Each Side
Parking Stand: Standard
Approximate Operating Weight: 282 lbs.

Approximate Shipping Weight: 368 lbs.
Assembly/Set-Up Time:
30 Minutes (Approximate)
Gauge Wheel Assembly Kit
(Two Wheels and Arms): Optional
6 Ft. Flip Down Grader Blade: Optional
Warranty: 1 Year

CODE	ATTACHMENT IDENTIFIER	DESCRIPTION	SUGGESTED LIST PRICE USD (\$)
------	--------------------------	-------------	-------------------------------------

Select One Code From Each Required Category

BASE MACHINE

1201XF	LR2172 - 6 Ft. Medium Duty Landscape Rake	1,217.00
--------	---	----------

ATTACHMENTS FOR FIELD CONVERSION

	Miscellaneous:	
5WS341986	6 Ft. Flip Down Blade (LR2172)	266.00
5WS341775	Dual Gauge Wheel Kit (LR2072, LR2084, LR2172, LR2184 and LR2196)	407.00

FRONTIER PRODUCTS

Landscaping

LR2172 - 6 Ft. Medium Duty Landscape Rake
Continued

THIS PAGE IS INTENTIONALLY LEFT BLANK

FRONTIER PRODUCTS

Landscaping

LR2184 - 7 Ft. Medium Duty Landscape Rake Equipment for Base Machine

Duty: Medium Duty
Rake Width: 84 In.
3-Point Hitch:
Category I
Tractor HP:
23 to 55 HP
Tine Dimension:
5/16 In. x 1 In. Spring Steel
Tine Spacing: 42 at 1 In.
Raking Positions:
5 Forward (0, 15, 30 Degree) Each Side
- 3 Reverse (0, 15 Degree) Each Side
Parking Stand: Standard
Approximate Operating Weight: 307 lbs.

Approximate Shipping Weight: 393 lbs.
Assembly/Set-Up Time:
30 Minutes (Approximate)
Gauge Wheel Assembly Kit
(Two Wheels and Arms): Optional
7 Ft. Flip Down Grader: Optional
Warranty: 1 Year

CODE	ATTACHMENT IDENTIFIER	DESCRIPTION	SUGGESTED LIST PRICE USD (\$)
------	--------------------------	-------------	-------------------------------------

Select One Code From Each Required Category

BASE MACHINE

1202XF	LR2184 - 7 Ft. Medium Duty Landscape Rake	1,308.00
--------	---	----------

ATTACHMENTS FOR FIELD CONVERSION

	Miscellaneous:	
5WS341987	7 Ft. Flip Down Blade (LR2184)	277.00
5WS341775	Dual Gauge Wheel Kit (LR2072, LR2084, LR2172, LR2184 and LR2196)	407.00

FRONTIER PRODUCTS

Landscaping

LR2184 - 7 Ft. Medium Duty Landscape Rake
Continued

THIS PAGE IS INTENTIONALLY LEFT BLANK

FRONTIER PRODUCTS

Landscaping

LR2196 - 8 Ft. Medium Duty Landscape Rake Equipment for Base Machine

Duty: Medium Duty

Rake Width: 96 In.

3-Point Hitch:

Category I

Tractor HP: 27 to 55 HP

Tines Dimension:

5/16 In. x 1 In. Spring Steel

Tine Spacing: 48 at 1 In.

Raking Positions:

5 Forward (0, 15, 30 Degree) Each Side

- 3 Reverse (0, 15 Degree) Each Side

Approximate Operating Weight: 332 lbs.

Approximate Shipping Weight: 418 lbs.

Parking Stand: Standard

Assembly/Set-Up Time:

30 Minutes (Approximate)

Gauge Wheel Assembly Kit

(Two Wheels and Arms): Optional

8 Ft. Flip Down Grader: Optional

Warranty: 1 Year

CODE	ATTACHMENT IDENTIFIER	DESCRIPTION	SUGGESTED LIST PRICE USD (\$)
------	--------------------------	-------------	-------------------------------------

Select One Code From Each Required Category

BASE MACHINE

1203XF	LR2196 - 8 Ft. Medium Duty Landscape Rake	1,398.00
--------	---	----------

ATTACHMENTS FOR FIELD CONVERSION

	Miscellaneous:	
5WS341988	8 Ft. Flip Down Blade (LR2196)	317.00
5WS341775	Dual Gauge Wheel Kit (LR2072, LR2084, LR2172, LR2184 and LR2196)	407.00

FRONTIER PRODUCTS

Landscaping

LR2196 - 8 Ft. Medium Duty Landscape Rake
Continued

THIS PAGE IS INTENTIONALLY LEFT BLANK

FRONTIER PRODUCTS

Landscaping

LR5060 - 5 Ft. Standard Duty Landscape Rake Equipment for Base Machine

Duty: Standard Duty
Rake Width: 60 In.
3-Point Hitch:
Category I
Tractor HP:
15 to 35 HP
Tine Dimension:
5/16 In. x 1 In. Spring Steel
Tine Spacing: 36 at 1 In.
Raking Positions:
5 Forward (0, 15, 30 Degree) Each Side
- 5 Reverse (0, 15, 30 Degree) Each Side
Parking Stand: Standard
Approximate Operating Weight: 248 lbs.

Shipping Weight:
554 lbs. (Quantity 2)
Assembly/Set-Up Time:
15 Minutes (Approximate)
Pivot: 360 Degrees
Packaged 2 per Crate
Gauge Wheel Kit: NA
Warranty: 1 Year

CODE	ATTACHMENT IDENTIFIER	DESCRIPTION	SUGGESTED LIST PRICE USD (\$)
------	--------------------------	-------------	-------------------------------------

Select One Code From Each Required Category

BASE MACHINE

1661XF	LR5060 - 5 Ft. Standard Duty Landscape Rake <i>Order in multiples of two.</i>	716.00
--------	--	--------

FRONTIER PRODUCTS

Landscaping

LR5060 - 5 Ft. Standard Duty Landscape Rake
Continued

THIS PAGE IS INTENTIONALLY LEFT BLANK

FRONTIER PRODUCTS

Landscaping

LR5072 - 6 Ft. Standard Duty Landscape Rake Equipment for Base Machine

Duty: Standard Duty
Rake Width: 72 In.
3-Point Hitch:
Category I
Tractor HP:
20 to 38 HP
Tine Dimension:
5/16 In. x 1 In. Spring Steel
Tine Spacing: 36 at 1 In.
Raking Positions:
5 Forward (0, 15, 30 Degree) Each Side
- 5 Reverse (0, 15, 30 Degree) Each Side
Parking Stand: Standard
Approximate Operating Weight: 272 lbs.

Shipping Weight:
602 lbs. (Quantity 2)
Assembly/Set-Up Time:
15 Minutes (Approximate)
Pivot: 360 Degrees
Packaged 2 per Crate
Gauge Wheel Kit: NA
Warranty: 1 Year

CODE	ATTACHMENT IDENTIFIER	DESCRIPTION	SUGGESTED LIST PRICE USD (\$)
------	--------------------------	-------------	-------------------------------------

Select One Code From Each Required Category

BASE MACHINE

1662XF	LR5072 - 6 Ft. Standard Duty Landscape Rake <i>Order in multiples of two.</i>	775.00
--------	--	--------

FRONTIER PRODUCTS

Landscaping

LR5072 - 6 Ft. Standard Duty Landscape Rake
Continued

THIS PAGE IS INTENTIONALLY LEFT BLANK

FRONTIER PRODUCTS

Landscaping

LR5084 - 7 Ft. Standard Duty Landscape Rake Equipment for Base Machine

Duty: Standard Duty
Rake Width: 84 In.
3-Point Hitch:
Category I
Tractor HP:
20 to 50 HP
Tine Dimension:
5/16 In. x 1 In. Spring Steel
Tine Spacing: 36 at 1 In.
Raking Positions:
5 Forward (0, 15, 30 Degree) Each Side
- 5 Reverse (0, 15, 30 Degree) Each Side
Parking Stand: Standard
Approximate Operating Weight: 287 lbs.

Shipping Weight:
632 lbs. (Quantity 2)
Assembly/Set-Up Time:
15 Minutes (Approximate)
Pivot: 360 Degrees
Packaged 2 per Crate
Gauge Wheel Kit: NA
Warranty: 1 Year

CODE	ATTACHMENT IDENTIFIER	DESCRIPTION	SUGGESTED LIST PRICE USD (\$)
------	--------------------------	-------------	-------------------------------------

Select One Code From Each Required Category

BASE MACHINE

1663XF	LR5084 - 7 Ft. Standard Duty Landscape Rake <i>Order in multiples of two.</i>	816.00
--------	--	--------

FRONTIER PRODUCTS

Landscaping

LR5084 - 7 Ft. Standard Duty Landscape Rake
Continued

THIS PAGE IS INTENTIONALLY LEFT BLANK

FRONTIER PRODUCTS

Landscaping

LR5096 - 8 Ft. Standard Duty Landscape Rake Equipment for Base Machine

Duty: Standard Duty
Rake Width: 96 In.
3-Point Hitch:
Category I
Tractor HP:
20 to 50 HP
Tine Dimension:
5/16 In. x 1 In. Spring Steel
Tine Spacing: 36 at 1 In.
Raking Positions:
5 Forward (0, 15, 30 Degree) Each Side
- 5 Reverse (0, 15, 30 Degree) Each Side
Parking Stand: Standard
Approximate Operating Weight: 324 lbs.

Shipping Weight:
706 lbs. (Quantity 2)
Assembly/Set-Up Time:
15 Minutes (Approximate)
Pivot: 360 Degrees
Packaged 2 per Crate
Gauge Wheel Kit: NA
Warranty: 1 Year

CODE	ATTACHMENT IDENTIFIER	DESCRIPTION	SUGGESTED LIST PRICE USD (\$)
------	--------------------------	-------------	-------------------------------------

Select One Code From Each Required Category

BASE MACHINE

1664XF	LR5096 - 8 Ft. Standard Duty Landscape Rake <i>Order in multiples of two.</i>	881.00
--------	--	--------

FRONTIER PRODUCTS

Landscaping

LR5096 - 8 Ft. Standard Duty Landscape Rake
Continued

THIS PAGE IS INTENTIONALLY LEFT BLANK

FRONTIER PRODUCTS

Landscaping

LR5048L - 4 Ft. Limited Category 1 Economy Duty Landscape Rake Equipment for Base Machine

Duty: Economy Duty	430 lbs. (Quantity 2)
Rake Width: 48 In.	Assembly/Set-Up Time:
3-Point Hitch:	15 Minutes (Approximate) - Per Pair
Limited Category I	Pivot: 360 Degrees
Tractor HP: 18 PTO HP Max	Packaged 2 per Crate
Tine Dimension:	Gauge Wheel Kit: Yes
5/16 In. x 1 In. Spring Steel	Warranty: 1 Year
Tine Spacing: 24 at 1 In.	
Raking Positions:	
5 Forward (0, 15, 30 Degree) Each Side	
- 5 Reverse (0, 15, 30 Degree) Each Side	
Parking Stand: Standard	
Approximate Operating Weight: 186 lbs.	
Shipping Weight:	

CODE	ATTACHMENT IDENTIFIER	DESCRIPTION	SUGGESTED LIST PRICE USD (\$)
------	-----------------------	-------------	-------------------------------

Select One Code From Each Required Category

BASE MACHINE

1761XF	LR5048L - 4 Ft. Limited Category 1 Economy Duty Landscape Rake <i>Order in multiples of two.</i>	605.00
--------	---	--------

ATTACHMENTS - ORDER AS DESIRED

9000	LR50L Gauge Wheel Kit <i>Includes two solid wheels, two mounting brackets, and hardware.</i>	230.00
------	---	--------

ATTACHMENTS FOR FIELD CONVERSION

5TITE511225	Miscellaneous: LR50L Gauge Wheel Kit <i>Includes two solid wheels, two mounting brackets, and hardware.</i>	248.59
-------------	--	--------

FRONTIER PRODUCTS

Landscaping

LR5048L - 4 Ft. Limited Category 1 Economy Duty Landscape Rake

Continued

THIS PAGE IS INTENTIONALLY LEFT BLANK

FRONTIER PRODUCTS

Landscaping

LR5060L - 5 Ft. Limited Category 1 Economy Duty Landscape Rake Equipment for Base Machine

Duty: Economy Duty
Rake Width: 60 In.
3-Point Hitch:
Limited Category I
Tractor HP: 18 PTO HP Max
Tine Dimension:
5/16 In. x 1 In. Spring Steel
Tine Spacing: 30 at 1 In.
Raking Positions:
5 Forward (0, 15, 30 Degree) Each Side
- 5 Reverse (0, 15, 30 Degree) Each Side
Parking Stand: Standard
Approximate Operating Weight: 205 lbs.
Shipping Weight:

468 lbs. (Quantity 2)
Assembly/Set-Up Time:
15 Minutes (Approximate) - Per Pair
Pivot: 360 Degrees
Packaged 2 per Crate
Gauge Wheel Kit: Yes
Warranty: 1 Year

CODE	ATTACHMENT IDENTIFIER	DESCRIPTION	SUGGESTED LIST PRICE USD (\$)
------	-----------------------	-------------	-------------------------------

Select One Code From Each Required Category

BASE MACHINE

1762XF	LR5060L - 5 Ft. Limited Category 1 Economy Duty Landscape Rake <i>Order in multiples of two.</i>	696.00
--------	---	--------

ATTACHMENTS - ORDER AS DESIRED

9000	LR50L Gauge Wheel Kit <i>Includes two solid wheels, two mounting brackets, and hardware.</i>	230.00
------	---	--------

ATTACHMENTS FOR FIELD CONVERSION

5TITE511225	Miscellaneous: LR50L Gauge Wheel Kit <i>Includes two solid wheels, two mounting brackets, and hardware.</i>	248.59
-------------	--	--------

FRONTIER PRODUCTS

Landscaping

LR5060L - 5 Ft. Limited Category 1 Economy Duty Landscape Rake
Continued

THIS PAGE IS INTENTIONALLY LEFT BLANK

FRONTIER PRODUCTS

Landscaping

PM1001 Integral Middle Buster Equipment for Base Machine

Hitch:

Lift-type, Category I,
iMatch Compatible

Working Depth:

Up to 12 In. (304.8 mm)

Transport Length:

15 In. (381 mm)

Transport Width:

32 In. (812.8 mm)

Transport Height:

32 In. (812.8 mm)

Tractor Engine HP Range:

25 - 45 HP

Blade:

Double-Wing Cutting Blade,

19 In. (482.6 mm) x 11 In. (279.4 mm)

CODE	ATTACHMENT IDENTIFIER	DESCRIPTION	SUGGESTED LIST PRICE USD (\$)
------	--------------------------	-------------	-------------------------------------

Select One Code From Each Required Category

BASE MACHINE

3461XF	PM1001 Integral Middle Buster <i>Order in multiples of two.</i>	246.00
--------	--	--------

ATTACHMENTS FOR FIELD CONVERSION

5TITE511154	Miscellaneous: French Kit - Includes Operator's Manual, Parts Catalog and Safety Decals <i>PM1001</i>	13.21
-------------	--	-------

FRONTIER PRODUCTS

Landscaping

PM1001 Integral Middle Buster
Continued

THIS PAGE IS INTENTIONALLY LEFT BLANK

FRONTIER PRODUCTS

Landscaping

MF2204 - 42 in. Wide 3-Point Category I Hitch Mulch Finisher Equipment for Base Machine

Machine Weight: 753 lbs.
Tractor HP Range: 30-50 HP
Working Width: 42 In.
Unit Length: 53 In.
Unit Height: 35 In.
Number of Blades: 6
Blade Diameter: 16 In.
Blade Thickness: 3 mm
Blade Spacing: 8.25 In.
Blade Type: Notched
Bearing Hanger:
.375 In. Formed Plate with Reinforcement,
2 Each .625 U-bolts per Hanger
Bearing Type: 1 In. Square Sealed Bearing
Gang Axle: 1 In. Square
Gang Adjustment: Pinned Adjustment

3-Point Hitch Type: Category I
iMatch Compatible: Yes
Number of S-Tines: 5
1.75 In. Reversible Chisel Point: 5 (Standard)
9 In. Sweep: 5 (Optional - Order Through Parts)
Right Turning Point: 4 (Optional - Order Through Parts)
Left Turning Point: 4 (Optional - Order Through Parts)
Approximate Set-Up Time: 1 Man Hour

CODE	ATTACHMENT IDENTIFIER	DESCRIPTION	SUGGESTED LIST PRICE USD (\$)
------	-----------------------	-------------	-------------------------------

Select One Code From Each Required Category

BASE MACHINE

3521XF	MF2204 - 42 in. Wide 3-Point Category I Hitch Mulch Finisher <i>Includes two S-tine toolbars.</i>	2,326.00
--------	--	----------

ATTACHMENTS FOR FIELD CONVERSION

	Miscellaneous:	
5PM50062698	French Kit - Includes Operator's Manual and Safety Decals (MF22 Series)	See Parts
5PM50062291	Rolling Basket Attachment	1,851.03

FRONTIER PRODUCTS

Landscaping

MF2204 - 42 in. Wide 3-Point Category I Hitch Mulch Finisher
Continued

THIS PAGE IS INTENTIONALLY LEFT BLANK

FRONTIER PRODUCTS

Landscaping

MF2206 - 60 in. Wide 3-Point Category I/II Hitch Mulch Finisher Equipment for Base Machine

Machine Weight: 1066 lbs.
Tractor HP Range: 45-75 HP
Working Width: 60 In.
Unit Length: 74 In.
Unit Height: 35 In.
Number of Blades: 8
Blade Diameter: 18 In.
Blade Thickness: 3.5 mm
Blade Spacing: 7.50 In.
Blade Type: Notched
Bearing Hanger:
 .375 Formed Plate with Reinforcement,
 2 Each .625 U-bolts per hanger
Bearing Type: 1 In. Square Sealed Bearing
Gang Axle: 1 In. Square
Gang Adjustment: Pinned Adjustment

3-Point Hitch Type: Category I/II
iMatch Compatible: Yes
Number of S-Tines: 7
1.75 In. Reversible Chisel Point: 7 (Standard)
9 In. Sweep: 7 (Optional - Order Through Parts)
Right Turning Point: 3 (Optional - Order Through Parts)
Left Turning Point: 3 (Optional - Order Through Parts)
Approximate Set-Up Time: 1 Man Hour

CODE	ATTACHMENT IDENTIFIER	DESCRIPTION	SUGGESTED LIST PRICE USD (\$)
------	-----------------------	-------------	-------------------------------

Select One Code From Each Required Category

BASE MACHINE

3523XF	MF2206 - 60 in. Wide 3-Point Category I/II Hitch Mulch Finisher <i>Includes two S-tine toolbars.</i>	3,876.00
--------	---	----------

ATTACHMENTS FOR FIELD CONVERSION

Miscellaneous:		
5PM50062698	French Kit - Includes Operator's Manual and Safety Decals (MF22 Series)	See Parts
5PM50062292	Rolling Basket Attachment	2,008.28

FRONTIER PRODUCTS

Landscaping

MF2206 - 60 in. Wide 3-Point Category I/II Hitch Mulch Finisher
Continued

THIS PAGE IS INTENTIONALLY LEFT BLANK

FRONTIER PRODUCTS

Landscaping

MF2208 - 82 in. Wide 3-Point Category I/II Hitch Mulch Finisher Equipment for Base Machine

Machine Weight: 1242 lbs.
Tractor HP Range: 60-100 HP
Working Width: 82 In.
Unit Length: 74 In.
Unit Height: 35 In.
Number of Blades: 12
Blade Diameter: 18 In.
Blade Thickness: 3.5 mm
Blade Spacing: 7.50 In.
Blade Type: Notched
Bearing Hanger:
 .375 In. Formed Plate with Reinforcement,
 2 Each .625 U-bolts per Hanger
Bearing Type: 1 In. Square Sealed Bearing
Gang Axle: 1 In. Square
Gang Adjustment: Pinned Adjustment

3-Point Hitch Type: Category I/II
iMatch Compatible: Yes
Number of S-Tines: 9
1.75 In. Reversible Chisel Point: 9 (Standard)
9 In. Sweep: 9 (Optional - Order Through Parts)
Right Turning Point: 4 (Optional - Order Through Parts)
Left Turning Point: 4 (Optional - Order Through Parts)
Approximate Set-Up Time: 1 Man Hour

CODE	ATTACHMENT IDENTIFIER	DESCRIPTION	SUGGESTED LIST PRICE USD (\$)
------	-----------------------	-------------	-------------------------------

Select One Code From Each Required Category

BASE MACHINE

3524XF	MF2208 - 82 in. Wide 3-Point Category I/II Hitch Mulch Finisher <i>Includes two S-tine toolbars.</i>	4,430.00
--------	---	----------

ATTACHMENTS FOR FIELD CONVERSION

Miscellaneous:		
5PM50062698	French Kit - Includes Operator's Manual and Safety Decals (MF22 Series)	See Parts
5PM50062293	Rolling Basket Attachment	2,237.41

FRONTIER PRODUCTS

Landscaping

MF2208 - 82 in. Wide 3-Point Category I/II Hitch Mulch Finisher
Continued

THIS PAGE IS INTENTIONALLY LEFT BLANK

FRONTIER PRODUCTS

Landscaping

PHA006 Post Hole Auger 6 In. for PHD100 Equipment for Base Machine

Diameter: 6 In.
Length: 36 In.
Weight: 24 lbs.
Flighting Type: Single
Flighting Thickness: 3/16 In.
Compatible With Digger Model Number(s): PHD100

CODE	ATTACHMENT IDENTIFIER	DESCRIPTION	SUGGESTED LIST PRICE USD (\$)
------	--------------------------	-------------	-------------------------------------

Select One Code From Each Required Category

BASE MACHINE

1211XF	PHA006 Post Hole Auger 6 In. for PHD100	293.00
--------	---	--------

FRONTIER PRODUCTS

Landscaping

PHA006 Post Hole Auger 6 In. for PHD100
Continued

THIS PAGE IS INTENTIONALLY LEFT BLANK

FRONTIER PRODUCTS

Landscaping

PHA009 Post Hole Auger 9 In. for PHD100 Equipment for Base Machine

Diameter: 9 In.
Length: 36 In.
Weight: 42 lbs.
Flighting Type: Double
Flighting Thickness: 3/16 In.
Compatible With Digger Model Number(s): PHD100

CODE	ATTACHMENT IDENTIFIER	DESCRIPTION	SUGGESTED LIST PRICE USD (\$)
------	--------------------------	-------------	-------------------------------------

Select One Code From Each Required Category

BASE MACHINE

1212XF	PHA009 Post Hole Auger 9 In. for PHD100	308.00
--------	---	--------

FRONTIER PRODUCTS

Landscaping

PHA009 Post Hole Auger 9 In. for PHD100
Continued

THIS PAGE IS INTENTIONALLY LEFT BLANK

FRONTIER PRODUCTS

Landscaping

PHA012 Post Hole Auger 12 In. for PHD100 Equipment for Base Machine

Diameter: 12 In.
Length: 36 In.
Weight: 52 lbs.
Flighting Type: Double
Flighting Thickness: 3/16 In.
Compatible With Digger Model Number(s): PHD100

CODE	ATTACHMENT IDENTIFIER	DESCRIPTION	SUGGESTED LIST PRICE USD (\$)
------	--------------------------	-------------	-------------------------------------

Select One Code From Each Required Category

BASE MACHINE

1213XF	PHA012 Post Hole Auger 12 In. for PHD100	391.00
--------	--	--------

FRONTIER PRODUCTS

Landscaping

PHA012 Post Hole Auger 12 In. for PHD100
Continued

THIS PAGE IS INTENTIONALLY LEFT BLANK

FRONTIER PRODUCTS

Landscaping

PHA106 Post Hole Auger 6 In. for PHD200/300/400 Equipment for Base Machine

Diameter: 6 In.
Length: 48 In.
Weight: 32 lbs.
Flighting Type: Single
Flighting Thickness: 3/16 In.
Compatible With Digger Model Number(s):
PHD200, PHD300, PHD400

CODE	ATTACHMENT IDENTIFIER	DESCRIPTION	SUGGESTED LIST PRICE USD (\$)
------	--------------------------	-------------	-------------------------------------

Select One Code From Each Required Category

BASE MACHINE

1214XF	PHA106 Post Hole Auger 6 In. for PHD200/300/400	296.00
--------	---	--------

FRONTIER PRODUCTS

Landscaping

PHA106 Post Hole Auger 6 In. for PHD200/300/400
Continued

THIS PAGE IS INTENTIONALLY LEFT BLANK

FRONTIER PRODUCTS

Landscaping

PHA109 Post Hole Auger 9 In. for PHD200/300/400 Equipment for Base Machine

Diameter: 9 In.
Length: 48 In.
Weight: 55 lbs.
Flighting Type: Double
Flighting Thickness: 3/16 In.
Compatible With Digger Model Number(s):
PHD200, PHD300, PHD400

CODE	ATTACHMENT IDENTIFIER	DESCRIPTION	SUGGESTED LIST PRICE USD (\$)
------	--------------------------	-------------	-------------------------------------

Select One Code From Each Required Category

BASE MACHINE

1215XF	PHA109 Post Hole Auger 9 In. for PHD200/300/400	309.00
--------	---	--------

FRONTIER PRODUCTS

Landscaping

PHA109 Post Hole Auger 9 In. for PHD200/300/400
Continued

THIS PAGE IS INTENTIONALLY LEFT BLANK

FRONTIER PRODUCTS

Landscaping

PHA112 Post Hole Auger 12 In. for PHD200/300/400 Equipment for Base Machine

Diameter: 12 In.
Length: 48 In.
Weight: 55 lbs.
Flighting Type: Double
Flighting Thickness: 3/16 In.
Compatible With Digger Model Number(s):
PHD200, PHD300, PHD400

CODE	ATTACHMENT IDENTIFIER	DESCRIPTION	SUGGESTED LIST PRICE USD (\$)
------	--------------------------	-------------	-------------------------------------

Select One Code From Each Required Category

BASE MACHINE

1216XF	PHA112 Post Hole Auger 12 In. for PHD200/300/400	376.00
--------	--	--------

FRONTIER PRODUCTS

Landscaping

PHA112 Post Hole Auger 12 In. for PHD200/300/400
Continued

THIS PAGE IS INTENTIONALLY LEFT BLANK

FRONTIER PRODUCTS

Landscaping

PHA118 Post Hole Auger 18 In. for PHD300/400 Equipment for Base Machine

Diameter: 18 In.
Length: 48 In.
Weight: 80 lbs.
Flighting Type: Double
Flighting Thickness: 1/4 In.
Compatible With Digger Model Number(s):
PHD300, PHD400

CODE	ATTACHMENT IDENTIFIER	DESCRIPTION	SUGGESTED LIST PRICE USD (\$)
------	--------------------------	-------------	-------------------------------------

Select One Code From Each Required Category

BASE MACHINE

1217XF	PHA118 Post Hole Auger 18 In. for PHD300/400	510.00
--------	--	--------

FRONTIER PRODUCTS

Landscaping

PHA118 Post Hole Auger 18 In. for PHD300/400
Continued

THIS PAGE IS INTENTIONALLY LEFT BLANK

FRONTIER PRODUCTS

Landscaping

PHA124 Post Hole Auger 24 In. for PHD300/400 Equipment for Base Machine

Diameter: 24 In.
Length: 48 In.
Weight: 105 lbs.
Flighting Type: Double
Flighting Thickness: 1/4 In.
Compatible With Digger Model Number(s):
PHD300, PHD400

CODE	ATTACHMENT IDENTIFIER	DESCRIPTION	SUGGESTED LIST PRICE USD (\$)
------	--------------------------	-------------	-------------------------------------

Select One Code From Each Required Category

BASE MACHINE

1218XF	PHA124 Post Hole Auger 24 In. for PHD300/400	687.00
--------	--	--------

FRONTIER PRODUCTS

Landscaping

PHA124 Post Hole Auger 24 In. for PHD300/400
Continued

THIS PAGE IS INTENTIONALLY LEFT BLANK

FRONTIER PRODUCTS

Landscaping

PHA130 Post Hole Auger 30 In. for PHD300/400 Equipment for Base Machine

Diameter: 30 In.

PHD300, PHD400

Length: 44 In.

Weight: 213 lbs.

Flighting Type:

Double (15 In. and 30 In.)

Flighting Thickness: 5/16 In.

Compatible With Digger Model Number(s):

CODE	ATTACHMENT IDENTIFIER	DESCRIPTION	SUGGESTED LIST PRICE USD (\$)
------	--------------------------	-------------	-------------------------------------

Select One Code From Each Required Category

BASE MACHINE

1219XF	PHA130 Post Hole Auger 30 In. for PHD300/400 <i>Tapered flighting for planting trees.</i>	1,469.00
--------	--	----------

FRONTIER PRODUCTS

Landscaping

PHA130 Post Hole Auger 30 In. for PHD300/400
Continued

THIS PAGE IS INTENTIONALLY LEFT BLANK

FRONTIER PRODUCTS

Landscaping

PHD100 Post Hole Digger Up to 25HP Category I Hitch Equipment for Base Machine

Boom OD: 2-7/8 In.
Yoke OD: 2-3/8 In.
Auger Speed: 180 RPM
Gearbox Gear Ratio: 3:1
Gearbox HP Rating: 25 HP
PTO HP Range: 18-25 HP
3-Point Hitch Category: Category I
Works with Auger Model Numbers:
PHA006, PHA009, PHA012

Weight: 112 lbs.
Shipping Weight (2 per Crate): 330 lbs.
Set-Up Time: 20 Minutes

CODE	ATTACHMENT IDENTIFIER	DESCRIPTION	SUGGESTED LIST PRICE USD (\$)
------	-----------------------	-------------	-------------------------------

Select One Code From Each Required Category

BASE MACHINE

1221XF		PHD100 Post Hole Digger Up to 25HP Category I Hitch <i>Order in multiples of two.</i>	987.00
--------	--	--	--------

ATTACHMENTS ORDER AS DESIRED

9000		Hook-Up Stand <i>For customer use.</i>	446.00
------	--	---	--------

ATTACHMENTS FOR FIELD CONVERSION

	Miscellaneous:		
5BP950960B	French OM & Decal Kit Post Hole Diggers <i>Destination of Quebec only. Includes French safety decals and manual.</i>		0.00
5BP480099851	Post Hole Digger Hookup Stand <i>For customer use.</i>		446.00

FRONTIER PRODUCTS

Landscaping

PHD100 Post Hole Digger Up to 25HP Category I Hitch
Continued

THIS PAGE IS INTENTIONALLY LEFT BLANK

FRONTIER PRODUCTS

Landscaping

PHD200 Post Hole Digger Up to 40HP Category I Hitch Equipment for Base Machine

Boom OD: 3-1/2 In.
Yoke OD: 2-7/8 In.
Auger Speed: 180 RPM
Gearbox Gear Ratio: 3:1
Gearbox HP Rating: 40 HP
PTO HP Range: 18-40 HP
3-Point Hitch Category: Category I
Works with Auger Model Numbers:
PHA106, PHA109, PHA112

Weight: 200 lbs.
Shipping Weight (2 per Crate): 470 lbs.
Set-Up Time: 20 Minutes

CODE	ATTACHMENT IDENTIFIER	DESCRIPTION	SUGGESTED LIST PRICE USD (\$)
------	-----------------------	-------------	-------------------------------

Select One Code From Each Required Category

BASE MACHINE

1222XF	PHD200 Post Hole Digger Up to 40HP Category I Hitch <i>Order in multiples of two.</i>	1,063.00
--------	--	----------

ATTACHMENTS ORDER AS DESIRED

9000	Hook-Up Stand <i>For customer use.</i>	446.00
9010	Post Hole Digger Down Force Kit for PHD200	600.00

ATTACHMENTS FOR FIELD CONVERSION

5BP950960B	Miscellaneous: French OM & Decal Kit Post Hole Diggers <i>Destination of Quebec only. Includes French safety decals and manual.</i>	0.00
5BP48PHD005	Post Hole Digger Down Force Kit PHD200	600.00
5BP480099851	Post Hole Digger Hookup Stand <i>For customer use.</i>	446.00

FRONTIER PRODUCTS

Landscaping

PHD200 Post Hole Digger Up to 40HP Category I Hitch
Continued

THIS PAGE IS INTENTIONALLY LEFT BLANK

FRONTIER PRODUCTS

Landscaping

PHD300 Post Hole Digger Up to 50HP Category I & II Hitch Equipment for Base Machine

Boom OD: 3-1/2 In. Reinforced

Yoke OD: 2-7/8 In. Reinforced

Auger Speed: 154 RPM

Gearbox Gear Ratio: 3.5:1

Gearbox HP Rating: 50 HP

PTO HP Range: 18-50 HP

3-Point Hitch Category: Category I or II

Works with Auger Model Numbers:

PHA106, PHA109, PHA112,

PHA118, PHA124, PHA132

Weight: 230 lbs.

Shipping Weight (2 per Crate): 550 lbs.

Set-Up Time: 20 Minutes

CODE	ATTACHMENT IDENTIFIER	DESCRIPTION	SUGGESTED LIST PRICE USD (\$)
------	--------------------------	-------------	-------------------------------------

Select One Code From Each Required Category

BASE MACHINE

1223XF	PHD300 Post Hole Digger Up to 50HP Category I & II Hitch <i>Order in multiples of two.</i>	1,305.00
--------	---	----------

ATTACHMENTS ORDER AS DESIRED

9000	Hook-Up Stand <i>For customer use.</i>	446.00
9010	Post Hole Digger Down Force Kit for PHD300 and PHD400	620.00
9020	Post Hole Digger Auger Positioning Handle	160.00

ATTACHMENTS FOR FIELD CONVERSION

5BP950960B	Miscellaneous: French OM & Decal Kit Post Hole Diggers <i>Destination of Quebec only. Includes French safety decals and manual.</i>	0.00
5BP48PHD003	Post Hole Digger Auger Positioning Handle	160.00
5BP48PHD002	Post Hole Digger Down Force Kit	620.00
5BP480099851	Post Hole Digger Hookup Stand <i>For customer use.</i>	446.00

FRONTIER PRODUCTS

Landscaping

PHD300 Post Hole Digger Up to 50HP Category I & II Hitch
Continued

THIS PAGE IS INTENTIONALLY LEFT BLANK

FRONTIER PRODUCTS

Landscaping

PHD400 Post Hole Digger Up to 90HP Category I & II Hitch Equipment for Base Machine

Boom OD: 3-1/2 In. Reinforced

Yoke OD: 2-7/8 In. Reinforced

Auger Speed: 135 RPM

Gearbox Gear Ratio: 4:1

Gearbox HP Rating: 90 HP

PTO HP Range: 40-90 HP

3-Point Hitch Category: Category I or II

Works with Auger Model Numbers:

PHA106, PHA109, PHA112,

PHA118, PHA124, PHA132

Weight: 260 lbs.

Shipping Weight (2 per Crate): 610 lbs.

Set-Up Time: 20 Minutes

CODE	ATTACHMENT IDENTIFIER	DESCRIPTION	SUGGESTED LIST PRICE USD (\$)
------	--------------------------	-------------	-------------------------------------

Select One Code From Each Required Category

BASE MACHINE

1224XF	PHD400 Post Hole Digger Up to 90HP Category I & II Hitch <i>Order in multiples of two.</i>	1,582.00
--------	---	----------

ATTACHMENTS ORDER AS DESIRED

9000	Hook-Up Stand <i>For customer use.</i>	446.00
9010	Post Hole Digger Down Force Kit for PHD300 and PHD400	620.00
9020	Post Hole Digger Auger Positioning Handle	160.00

ATTACHMENTS FOR FIELD CONVERSION

5BP950960B	Miscellaneous: French OM & Decal Kit Post Hole Diggers <i>Destination of Quebec only. Includes French safety decals and manual.</i>	0.00
5BP48PHD003	Post Hole Digger Auger Positioning Handle	160.00
5BP48PHD002	Post Hole Digger Down Force Kit	620.00
5BP480099851	Post Hole Digger Hookup Stand <i>For customer use.</i>	446.00

FRONTIER PRODUCTS

Landscaping

PHD400 Post Hole Digger Up to 90HP Category I & II Hitch
Continued

THIS PAGE IS INTENTIONALLY LEFT BLANK

FRONTIER PRODUCTS

Landscaping

PR1148 - 48 In. Power Rake

Equipment for Base Machine

Function: Landscaping and
Site Development
Hitch Compatibility:
Category I and iMatch Compatible
Rotor: Cylindrical with
Welded Carbide Teeth
Carbide Teeth per Rotor: 76
Depth Control: Dual Independently
Adjustable Gauge Wheels
Gauge Wheel Description: 13 x 5.00-6
Gauge Wheel Height Adjustment:
Manual Split Clamp
Angle Adjustment: Hydraulic
Hydraulic Cylinder Manufacturer:
Best Metal Ind.
Hydraulic Cylinder Description: 1.50 In.
Bore 0.75 In. Rod 6.00 In. Stroke
Working Angles R or L: 0-15 Degrees
Height: 34 In.
Transport Width: 54 In.
Working Width: 48 In.
Working Width at Maximum Angle: 46 In.
Roll-Back Barrier Range:
5/16 In. to 3-3/16 In.
Length: 54 In.
Side Drive: Chain ASA 50-2
Chain Case Lube:
Cenex 365 #00 Fluid grease
Tubing Size: 3 In. x 3 In.

Tubing Wall Thickness: 3/16 In.
Tractor PTO Speed (RPM): 540
Driveline Manufacturer: Weasler
Primary Driveline Description:
14R with Cut-out Clutch
Secondary Driveline Description:
1-3/8 In. - 6 Splines Direct to Chain Case
Clutch/Torque Setting (Number): 316
Tractor PTO HP Requirements
Minimum-Maximum: 15-22 HP
Tractor Hydraulic Requirements: 1500 PSI
Gearbox Manufacturer: Weasler
Gearbox Description:
Straight Bevel Gear in Oil Bath
Gearbox Oil Recommendation: 85-90W
Gearbox Reduction: 2:1
Rotor Speed (RPM): 285
Rotor Direction of Rotation: Against DOT
Approximate Operating Weight: 500 lbs.
Approximate Shipping Weight: 700 lbs.
Parking Stand: Standard
Approximate Set-Up Time: 20 Minutes
Warranty: 1 Year

CODE	ATTACHMENT IDENTIFIER	DESCRIPTION	SUGGESTED LIST PRICE USD (\$)
------	--------------------------	-------------	-------------------------------------

Select One Code From Each Required Category

BASE MACHINE

1231XF	PR1148 - 48 In. Power Rake	8,716.00
--------	----------------------------	----------

FRONTIER PRODUCTS

Landscaping

PR1148 - 48 In. Power Rake

Continued

THIS PAGE IS INTENTIONALLY LEFT BLANK

FRONTIER PRODUCTS

Landscaping

PR1160 - 60 In. Power Rake

Equipment for Base Machine

Function: Landscaping and
Site Development
Hitch Compatibility:
Category I and iMatch Compatible
Rotor: Cylindrical with
Welded Carbide Teeth
Carbide Teeth per Rotor: 88
Depth Control: Dual Independently
Adjustable Gauge Wheels
Gauge Wheel Description: 13 X 5.00-6
Gauge Wheel Height Adjustment:
Manual Split Clamp
Angle Adjustment: Hydraulic
Hydraulic Cylinder Manufacturer:
Best Metal Ind.
Hydraulic Cylinder Description: 1.50 In.
Bore 0.75 In. Rod 6.00 In. Stroke
Working Angles R or L: 0-15 Degrees
Height: 36 In.
Transport Width: 64 In.
Working Width: 56 In.
Working Width at Maximum Angle: 54 In.
Roll-Back Barrier Range:
5/16 In. to 3-3/16 In.
Length: 55 In.
Side Drive: Chain ASA 50-2
Chain Case Lube:
Cenex 365 #00 Fluid Grease
Tubing Size: 3 In. x 3 In.
Tubing Wall Thickness: 3/16 In.

Tractor PTO Speed (RPM): 540
Driveline Manufacturer: Weasler
Primary Driveline Description: 14R
Secondary Driveline Description:
1-3/8 In. 6 Splines to Chain Case
with Friction Clutch
Clutch/Torque Setting (Number): 508
Tractor PTO HP Requirements
Minimum-Maximum: 18-35 HP
Tractor Hydraulic Requirements: 1500 PSI
Gearbox Manufacturer: Superior
Gearbox Description:
Straight Bevel Gear in Oil Bath
Gearbox Oil Recommendation: 85-90W
Gearbox Reduction: 2:1
Rotor Speed (RPM): 285
Rotor Direction of Rotation: Against DOT
Approximate Operating Weight: 550 lbs.
Approximate Shipping Weight: 750 lbs.
Parking Stand: Standard
Approximate Set-Up Time:
20 Minutes
Warranty: 1 Year

CODE	ATTACHMENT IDENTIFIER	DESCRIPTION	SUGGESTED LIST PRICE USD (\$)
------	--------------------------	-------------	-------------------------------------

Select One Code From Each Required Category

BASE MACHINE

1232XF	PR1160 - 60 In. Power Rake	9,268.00
--------	----------------------------	----------

ATTACHMENTS - ORDER AS DESIRED

9000	Grass Seed Attachment for PR1160	6,119.00
------	----------------------------------	----------

ATTACHMENTS FOR FIELD CONVERSION

5SPPS50814	Miscellaneous: Grass Seed Attachment for PR1160	6,608.52
------------	---	----------

FRONTIER PRODUCTS

Landscaping

PR1160 - 60 In. Power Rake

Continued

THIS PAGE IS INTENTIONALLY LEFT BLANK

FRONTIER PRODUCTS

Landscaping

PR1172 - 72 In. Power Rake

Equipment for Base Machine

Function: Landscaping and
Site Development
Hitch Compatibility:
Category I and iMatch Compatible
Rotor: Cylindrical with
Welded Carbide Teeth
Carbide Teeth per Rotor: 114
Depth Control: Dual Independently
Adjustable Gauge Wheels
Gauge Wheel Description: 16.5 x 6.5-8
Gauge Wheel Height Adjustment:
Manual Split Clamp
Angle Adjustment: Hydraulic
Hydraulic Cylinder Manufacturer:
Best Metal Ind.
Hydraulic Cylinder Description: 1.50 In.
Bore 0.75 In. Rod 8.00 In. Stroke
Working Angles R or L: 0-15 Degrees
Height: 40 In.
Transport Width: 81 In.
Working Width: 72 In.
Working Width at Maximum Angle: 69.5 In.
Roll-Back Barrier Range:
5/16 In. to 2-15/16 In.
Length: 62 In.
Side Drive: Chain ASA 60-2
Chain Case Lube:
Cenex 365 #00 Fluid Grease
Tubing Size: 3 In. x 3 In.

Tubing Wall Thickness: 1/4 In.
Tractor PTO Speed (RPM): 540
Driveline Manufacturer: Weasler
Primary Driveline Description: 14R
Secondary Driveline Description:
35R with Friction Clutch
Clutch/Torque Setting (Number): 1016
Tractor PTO HP Requirements
Minimum-Maximum: 30-40 HP
Tractor Hydraulic Requirements: 1500 PSI
Gearbox Manufacturer: Superior
Gearbox Description:
Straight Bevel Gear in Oil Bath
Gearbox Oil Recommendation: 85-90W
Gearbox Reduction: 2:1
Rotor Speed (RPM): 270
Rotor Direction of Rotation: Against DOT
Approximate Operating Weight: 830 lbs.
Approximate Shipping Weight: 1100 lbs.
Parking Stand: Standard
Approximate Set-Up Time:
45 Minutes
Warranty: 1 Year

CODE	ATTACHMENT IDENTIFIER	DESCRIPTION	SUGGESTED LIST PRICE USD (\$)
------	--------------------------	-------------	-------------------------------------

Select One Code From Each Required Category

BASE MACHINE

1233XF	PR1172 - 72 In. Power Rake	10,311.00
--------	----------------------------	-----------

ATTACHMENTS - ORDER AS DESIRED

9000	Grass Seed Attachment for PR1172	6,320.00
------	----------------------------------	----------

ATTACHMENTS FOR FIELD CONVERSION

5SPPS60814	Miscellaneous: Grass Seed Attachment for PR1172	6,825.60
------------	---	----------

FRONTIER PRODUCTS

Landscaping

PR1172 - 72 In. Power Rake

Continued

THIS PAGE IS INTENTIONALLY LEFT BLANK

FRONTIER PRODUCTS

Landscaping

PR1184 - 84 In. Power Rake

Equipment for Base Machine

Function: Landscaping and
Site Development

Hitch Compatibility:

Category I, Category II,
iMatch, Quick Coupler Compatible

Rotor: Cylindrical with

Welded Carbide Teeth

Carbide Teeth per Rotor: 132

Depth Control: Dual Independently

Adjustable Gauge Wheels

Gauge Wheel Description: 16.5 x 6.5-8

Gauge Wheel Height Adjustment:

Manual Split Clamp

Angle Adjustment: Hydraulic

Hydraulic Cylinder Manufacturer:

Best Metal Ind.

Hydraulic Cylinder Description: 2.00 In.

Bore 1.25 In. rod 8.00 In. Stroke

Working Angles R or L: 0-15 Degrees

Height: 44 In.

Transport Width: 93 In.

Working Width: 84 In.

Working Width at Maximum Angle: 81 In.

Roll-Back Barrier Range:

5/16 In. to 4-11/16 In.

Length: 70 In.

Side Drive: Chain ASA 60-2H

Chain Case Lube:

Cenex 365 #00 Fluid Grease

Tubing Size: 4 In. x 4 In.

Tubing Wall Thickness: 5/16 In.

Tractor PTO Speed (RPM): 540

Driveline Manufacturer: Weasler

Primary Driveline Description: 35E

Secondary Driveline Description: 44E with

Friction Clutch (1-3/4 In. 20 Splines)

Clutch/Torque Setting (Number): 1695

Tractor PTO HP Requirements

Minimum-Maximum: 42-80 HP

Tractor Hydraulic Requirements: 1500 PSI

Gearbox Manufacturer: Superior

Gearbox Description:

Straight Bevel Gear in Oil Bath

Gearbox Oil Recommendation: 85-90W

Gearbox Reduction: 2:1

Rotor Speed (RPM): 270

Rotor Direction of Rotation: Against DOT

Approximate Operating Weight: 1260 lbs.

Approximate Shipping Weight: 1700 lbs.

Parking Stand: Standard

Approximate Set-Up Time:

60 Minutes

Warranty: 1 Year

CODE	ATTACHMENT IDENTIFIER	DESCRIPTION	SUGGESTED LIST PRICE USD (\$)
------	--------------------------	-------------	-------------------------------------

Select One Code From Each Required Category

BASE MACHINE

1234XF	PR1184 - 84 In. Power Rake	13,292.00
--------	----------------------------	-----------

FRONTIER PRODUCTS

Landscaping

PR1184 - 84 In. Power Rake

Continued

THIS PAGE IS INTENTIONALLY LEFT BLANK

FRONTIER PRODUCTS

Landscaping

RB2060 - 5 Ft. Standard Duty Rear Blade Equipment for Base Machine

3-Point Hitch: Category I
Working Width: 60 In.
Operational Weight: 249 lbs.
Tractor HP: 19 to 45 HP
Tilt Positions: Three
Offset: 12 In. Left or Right
Shipping Weight:
588 lbs. for Quantity 2
Pivot: 360 Degrees
Parking Stand: Standard
Packaged 2 Per Crate
Moldboard Height: 14 In.
Moldboard Length: 60 In.
Moldboard Thickness: 3/16 In.
Duty: Standard Duty

Cutting Edge:
1/2 In. x 6 In. Reversible
Assembly/Set-Up Time: 15 Minutes
Angle - Forward:
0, 15 and 30 Degrees Each Side
Angle - Reverse:
0 and 15 Degrees Each Side
Skid Shoes: Optional

CODE	ATTACHMENT IDENTIFIER	DESCRIPTION	SUGGESTED LIST PRICE USD (\$)
------	--------------------------	-------------	-------------------------------------

Select One Code From Each Required Category

BASE MACHINE

1281XF	RB2060 - 5 Ft. Standard Duty Rear Blade <i>Order in multiples of two.</i>	717.00
--------	--	--------

ATTACHMENTS FOR FIELD CONVERSION

	Miscellaneous:	
5WS346765	End Plate Kit (RB2060, RB2072 and RB2084)	133.00
5WS101376	French Operator's Manual and Decal Kit (RB20 and RB20L Series)	26.45
5WS346745	Skid Shoes Kit (RB2060, RB2072 and RB2084)	204.00

FRONTIER PRODUCTS

Landscaping

RB2060 - 5 Ft. Standard Duty Rear Blade
Continued

THIS PAGE IS INTENTIONALLY LEFT BLANK

FRONTIER PRODUCTS

Landscaping

RB2060L - 5 Ft. Rear Blade - Limited Category I Equipment for Base Machine

Cutting Edge:
1/2 In. x 6 In. Reversible
Angle Pivot: 360 Degrees
Angle - Forward:
0, 15 and 30 Degrees Each Side
Angle - Reverse:
0, 15 and 30 Degrees Each Side
Moldboard Thickness: 7 Gauge
Moldboard Length: 60 In.
Moldboard Height: 11 In.
Tractor HP (Maximum): 25 HP
3-Point Hitch:
Limited Category I (Aftermarket
Category 0 Lift Pins Available)

Parking Stand - Standard
Skid Shoe Bundle: Optional
Operating Weight: 155 lbs.
Shipping Weight:
402 lbs. (Quantity of 2)
Packaged Two Per Crate
Assembly/Set-Up Time: 30 Minutes
Warranty: 1 Year

CODE	ATTACHMENT IDENTIFIER	DESCRIPTION	SUGGESTED LIST PRICE USD (\$)
------	--------------------------	-------------	-------------------------------------

Select One Code From Each Required Category

BASE MACHINE

1291XF	RB2060L - 5 Ft. Rear Blade - Limited Category I <i>Order in multiples of two.</i>	515.00
--------	--	--------

ATTACHMENTS FOR FIELD CONVERSION

	Miscellaneous:	
5WS101376	French Operator's Manual and Decal Kit (RB20 and RB20L Series)	26.45
5WS343435	Skid Shoes Kit (RB2060L)	50.40

FRONTIER PRODUCTS

Landscaping

RB2060L - 5 Ft. Rear Blade - Limited Category I
Continued

THIS PAGE IS INTENTIONALLY LEFT BLANK

FRONTIER PRODUCTS

Landscaping

RB2072 - 6 Ft. Standard Duty Rear Blade Equipment for Base Machine

3-Point Hitch: Category I
Shipping Weight:
660 lbs. (Quantity 2)
Moldboard Height: 14 In.
Moldboard Length: 72 In.
Moldboard Thickness: 1/4 In.
Duty: Standard Duty
Cutting Edge:
1/2 In. x 6 In. Reversible
Angle: 360 Degrees
Angle - Reverse:
0 and 15 Degrees Each Side
Approximate Operating Weight: 285 lb.
Offset: 12 In. Left or Right

Tractor HP: 23 to 55 HP
Tilt: 3-Positions
Angle - Forward:
0, 15, and 30 Degrees Each Side
Skid Shoe Bundle: Optional
End Plate Bundle: Optional
Assembly/Set-Up Time:
15 Minutes (Approximate)

CODE	ATTACHMENT IDENTIFIER	DESCRIPTION	SUGGESTED LIST PRICE USD (\$)
------	--------------------------	-------------	-------------------------------------

Select One Code From Each Required Category

BASE MACHINE

1282XF	RB2072 - 6 Ft. Standard Duty Rear Blade <i>Order in multiples of two.</i>	797.00
--------	--	--------

ATTACHMENTS FOR FIELD CONVERSION

	Miscellaneous:	
5WS346765	End Plate Kit (RB2060, RB2072 and RB2084)	133.00
5WS101376	French Operator's Manual and Decal Kit (RB20 and RB20L Series)	26.45
5WS346745	Skid Shoes Kit (RB2060, RB2072 and RB2084)	204.00

FRONTIER PRODUCTS

Landscaping

RB2072 - 6 Ft. Standard Duty Rear Blade
Continued

THIS PAGE IS INTENTIONALLY LEFT BLANK

FRONTIER PRODUCTS

Landscaping

RB2084 - 7 Ft. Standard Duty Rear Blade Equipment for Base Machine

3-Point Hitch: Category I
Tractor HP: 27 to 55 HP
Tilt: 3 Position
Shipping Weight:
700 lbs. (Quantity 2)
Offset:
12 Inches, Left or Right
Moldboard Thickness: 1/4 In.
Moldboard Length: 84 In.
Moldboard Height: 14 In.
Duty: Standard Duty
Cutting Edge:
1 1/2 In. x 6 In. Reversible
Approximate Operating Weight: 305 lbs.
Angle: 360 Degrees

Angle - Reverse:
0 and 15 Degrees Each Side
Angle - Forward:
0, 15, and 30 Degrees Each Side
Skid Shoe Bundle: Optional
End Plate Bundle: Optional
Assembly/Set-Up Time:
15 Minutes (Approximate)

CODE	ATTACHMENT IDENTIFIER	DESCRIPTION	SUGGESTED LIST PRICE USD (\$)
------	--------------------------	-------------	-------------------------------------

Select One Code From Each Required Category

BASE MACHINE

1283XF	RB2084 - 7 Ft. Standard Duty Rear Blade <i>Order in multiples of two.</i>	879.00
--------	--	--------

ATTACHMENTS FOR FIELD CONVERSION

	Miscellaneous:	
5WS346765	End Plate Kit (RB2060, RB2072 and RB2084)	133.00
5WS101376	French Operator's Manual and Decal Kit (RB20 and RB20L Series)	26.45
5WS346745	Skid Shoes Kit (RB2060, RB2072 and RB2084)	204.00

FRONTIER PRODUCTS

Landscaping

RB2084 - 7 Ft. Standard Duty Rear Blade
Continued

THIS PAGE IS INTENTIONALLY LEFT BLANK

FRONTIER PRODUCTS

Landscaping

RB2160 - 5 Ft. Medium Duty Rear Blade Equipment for Base Machine

Hitch: 3-Point Category I
and iMatch
Working Width: 60 In.
Working Weight: 392 lbs.
Tractor HP:
65 HP (Maximum - 2WD)
60 HP (Maximum - 4WD)
Tilt: 3 Positions,
Up to 22 degrees Up or Down
Shipping Weight: 426 lbs.
Angle/Pivot: 360 Degrees
Moldboard Height: 17 In.
Moldboard Thickness: 1/4 In.
Duty: Medium Duty
Cutting Edge:
1/2 In. x 6 In. Reversible

Assembly/Set-Up Time: 60 Minutes
Angle - Forward:
3 Positions, Up to 53 Degrees Each Side
Angle - Reverse:
3 Positions, Up to 53 Degrees Each Side
Skid Shoes (Pair): Optional
End Plates (Pair): Optional
Parking Stand: Standard
Offset: 6 In. or 12 In. Left or Right

CODE	ATTACHMENT IDENTIFIER	DESCRIPTION	SUGGESTED LIST PRICE USD (\$)
------	--------------------------	-------------	-------------------------------------

Select One Code From Each Required Category

BASE MACHINE

1301XF	RB2160 - 5 Ft. Medium Duty Rear Blade	1,179.00
--------	---------------------------------------	----------

ATTACHMENTS FOR FIELD CONVERSION

Miscellaneous:		
5TMC6200001	End Plates - Pair (RB21 Series)	106.40
5TMC6100001	Skid Shoes - Pair (RB21 Series)	117.60

FRONTIER PRODUCTS

Landscaping

RB2160 - 5 Ft. Medium Duty Rear Blade
Continued

THIS PAGE IS INTENTIONALLY LEFT BLANK

FRONTIER PRODUCTS

Landscaping

RB2172 - 6 Ft. Medium Duty Rear Blade Equipment for Base Machine

Hitch: 3-Point Category I
and iMatch
Working Width: 72 In.
Working Weight: 422 lbs.
Tractor HP:
65 HP (Maximum - 2WD)
60 HP (Maximum - 4WD)
Tilt: 3 Positions,
Up to 22 degrees Up or Down
Shipping Weight: 456 lbs.
Angle/Pivot: 360 Degrees
Moldboard Height: 17 In.
Moldboard Thickness: 1/4 In.
Duty: Medium Duty
Cutting Edge:
1/2 In. x 6 In. Reversible

Assembly/Set-Up Time: 60 Minutes
Angle - Forward:
3 Positions, Up to 53 Degrees Each Side
Angle - Reverse:
3 Positions, Up to 53 Degrees Each Side
Skid Shoes (Pair): Optional
End Plates (Pair): Optional
Parking Stand: Standard
Offset: 6 In. or 12 In. Left or Right

CODE	ATTACHMENT IDENTIFIER	DESCRIPTION	SUGGESTED LIST PRICE USD (\$)
------	--------------------------	-------------	-------------------------------------

Select One Code From Each Required Category

BASE MACHINE

1302XF	RB2172 - 6 Ft. Medium Duty Rear Blade	1,250.00
--------	---------------------------------------	----------

ATTACHMENTS FOR FIELD CONVERSION

Miscellaneous:		
5TMC6200001	End Plates - Pair (RB21 Series)	106.40
5TMC6100001	Skid Shoes - Pair (RB21 Series)	117.60

FRONTIER PRODUCTS

Landscaping

RB2172 - 6 Ft. Medium Duty Rear Blade
Continued

THIS PAGE IS INTENTIONALLY LEFT BLANK

FRONTIER PRODUCTS

Landscaping

RB2184 - 7 Ft. Medium Duty Rear Blade Equipment for Base Machine

Hitch: 3-Point Category I
and iMatch
Working Width: 84 In.
Working Weight: 448 lbs.
Tractor HP:
65 HP (Maximum - 2WD)
60 HP (Maximum - 4WD)
Tilt: 3 Positions,
Up to 22 degrees Up or Down
Shipping Weight: 482 lbs.
Angle/Pivot: 360 Degrees
Moldboard Height: 17 In.
Moldboard Thickness: 1/4 In.
Duty: Medium Duty
Cutting Edge:
1/2 In. x 6 In. Reversible

Assembly/Set-Up Time: 60 Minutes
Angle - Forward:
3 Positions, Up to 53 Degrees Each Side
Angle - Reverse:
3 Positions, Up to 53 Degrees Each Side
Skid Shoes (Pair): Optional
End Plates (Pair): Optional
Parking Stand: Standard
Offset - 6 In. or 12 In. Left or Right

CODE	ATTACHMENT IDENTIFIER	DESCRIPTION	SUGGESTED LIST PRICE USD (\$)
------	--------------------------	-------------	-------------------------------------

Select One Code From Each Required Category

BASE MACHINE

1303XF	RB2184 - 7 Ft. Medium Duty Rear Blade	1,325.00
--------	---------------------------------------	----------

ATTACHMENTS FOR FIELD CONVERSION

Miscellaneous:		
5TMC6200001	End Plates - Pair (RB21 Series)	106.40
5TMC6100001	Skid Shoes - Pair (RB21 Series)	117.60

FRONTIER PRODUCTS

Landscaping

RB2184 - 7 Ft. Medium Duty Rear Blade
Continued

THIS PAGE IS INTENTIONALLY LEFT BLANK

FRONTIER PRODUCTS

Landscaping

RB2196 - 8 Ft. Medium Duty Rear Blade Equipment for Base Machine

Hitch: 3-Point Category I
and iMatch
Working Width: 96 In.
Working Weight: 476 lbs.
Tractor HP:
65 HP (Maximum - 2WD)
60 HP (Maximum - 4WD)
Tilt: 3 Positions,
Up to 22 degrees Up or Down
Shipping Weight: 510 lbs.
Angle/Pivot: 360 Degrees
Moldboard Height: 17 In.
Moldboard Thickness: 1/4 In.
Duty: Medium Duty
Cutting Edge:
1/2 In. x 6 In. Reversible

Assembly/Set-Up Time: 60 Minutes
Angle - Forward:
3 Positions, Up to 53 Degrees Each Side
Angle - Reverse:
3 Positions, Up to 53 Degrees Each Side
Skid Shoes (Pair): Optional
End Plates (Pair): Optional
Parking Stand: Standard
Offset - 6 In. or 12 In. Left or Right

CODE	ATTACHMENT IDENTIFIER	DESCRIPTION	SUGGESTED LIST PRICE USD (\$)
------	--------------------------	-------------	-------------------------------------

Select One Code From Each Required Category

BASE MACHINE

1304XF	RB2196 - 8 Ft. Medium Duty Rear Blade	1,384.00
--------	---------------------------------------	----------

ATTACHMENTS FOR FIELD CONVERSION

Miscellaneous:		
5TMC6200001	End Plates - Pair (RB21 Series)	106.40
5TMC6100001	Skid Shoes - Pair (RB21 Series)	117.60

FRONTIER PRODUCTS

Landscaping

RB2196 - 8 Ft. Medium Duty Rear Blade
Continued

THIS PAGE IS INTENTIONALLY LEFT BLANK

FRONTIER PRODUCTS

Landscaping

RB2160H - 5 Ft. Medium Duty Hydraulic Rear Blade Equipment for Base Machine

Hitch: 3-Point Category I and iMatch	Assembly/Set-Up Time: 60 Minutes
Working Width: 60 in. (1,524 mm)	Angle - Forward:
Working Weight: 379 lbs. (171.9 kg)	Hydraulic, Up to 40 Degrees Each Side
Tractor HP:	Angle - Reverse:
50 HP (37.3 kW) (Maximum - 2WD)	Hydraulic, Up to 40 Degrees Each Side
45 HP (33.6 kW) (Maximum - 4WD)	Skid Shoes (Pair): Optional
Tilt: 3 Positions,	End Plates (Pair): Optional
Up to 20 degrees Up or Down	Parking Stand: Standard
Shipping Weight: 459 lbs. (208.2 kg)	Offset: 6 in. or 12 in. Left or Right (152.4 mm or 304.8 mm)
Angle/Pivot: 360 Degrees	
Moldboard Height: 15 in. (381 mm)	
Moldboard Thickness: 1/4 in. 6.35 mm)	
Duty: Medium Duty	
Cutting Edge:	
1/2 x 6 in. Reversible (12.7 x 152.4 mm)	

CODE	ATTACHMENT IDENTIFIER	DESCRIPTION	SUGGESTED LIST PRICE USD (\$)
------	-----------------------	-------------	-------------------------------

Select One Code From Each Required Category

BASE MACHINE

1551XF	RB2160H - 5 Ft. Medium Duty Hydraulic Rear Blade <i>Includes one cylinder.</i>	1,354.00
--------	---	----------

ATTACHMENTS - ORDER AS DESIRED

9000	Skid Shoes (Pair)	72.00
9010	End Plates (Pair)	69.00

ATTACHMENTS FOR FIELD CONVERSION

	Miscellaneous:	
5TMKMCN021	End Plates (Pair)	77.28
5TMKHCHN101	Hydraulic Cylinder Kit <i>Includes one cylinder.</i>	516.38
5TMKMCN022	Skid Shoes (Pair)	80.64

FRONTIER PRODUCTS

Landscaping

RB2160H - 5 Ft. Medium Duty Hydraulic Rear Blade
Continued

THIS PAGE IS INTENTIONALLY LEFT BLANK

FRONTIER PRODUCTS

Landscaping

RB2172H - 6 Ft. Medium Duty Hydraulic Rear Blade Equipment for Base Machine

Hitch: 3-Point Category I
and iMatch
Working Width: 72 in. (1,828.8 mm)
Working Weight: 405 lbs. (183.7 kg)
Tractor HP:
50 HP (37.3 kW) (Maximum - 2WD)
45 HP (33.6 kW) (Maximum - 4WD)
Tilt: 3 Positions,
Up to 20 degrees Up or Down
Shipping Weight: 489 lbs. (221.8 kg)
Angle/Pivot: 360 Degrees
Moldboard Height: 15 in. (381 mm)
Moldboard Thickness: 1/4 in. 6.35 mm)
Duty: Medium Duty
Cutting Edge:
1/2 x 6 in. Reversible (12.7 x 152.4 mm)

Assembly/Set-Up Time: 60 Minutes
Angle - Forward:
Hydraulic, Up to 40 Degrees Each Side
Angle - Reverse:
Hydraulic, Up to 40 Degrees Each Side
Skid Shoes (Pair): Optional
End Plates (Pair): Optional
Parking Stand: Standard
Offset: 6 in. or 12 in. Left or Right (152.4 mm or 304.8 mm)

CODE	ATTACHMENT IDENTIFIER	DESCRIPTION	SUGGESTED LIST PRICE USD (\$)
------	-----------------------	-------------	-------------------------------

Select One Code From Each Required Category

BASE MACHINE

1552XF	RB2172H - 6 Ft. Medium Duty Hydraulic Rear Blade <i>Includes one cylinder.</i>	1,430.00
--------	---	----------

ATTACHMENTS - ORDER AS DESIRED

9000	Skid Shoes (Pair)	72.00
9010	End Plates (Pair)	69.00

ATTACHMENTS FOR FIELD CONVERSION

5TMKMCN021	Miscellaneous: End Plates (Pair)	77.28
5TMKHCHN101	Hydraulic Cylinder Kit <i>Includes one cylinder.</i>	516.38
5TMKMCN022	Skid Shoes (Pair)	80.64

FRONTIER PRODUCTS

Landscaping

RB2172H - 6 Ft. Medium Duty Hydraulic Rear Blade
Continued

THIS PAGE IS INTENTIONALLY LEFT BLANK

FRONTIER PRODUCTS

Landscaping

RB2184H - 7 Ft. Medium Duty Hydraulic Rear Blade Equipment for Base Machine

Hitch: 3-Point Category I
and iMatch
Working Width: 84 in. (2,133.6 mm)
Working Weight: 431 lbs. (195.5 kg)
Tractor HP:
50 HP (37.3 kW) (Maximum - 2WD)
45 HP (33.6 kW) (Maximum - 4WD)
Tilt: 3 Positions,
Up to 20 degrees Up or Down
Shipping Weight: 515 lbs. (233.6 kg)
Angle/Pivot: 360 Degrees
Moldboard Height: 15 in. (381 mm)
Moldboard Thickness: 1/4 in. 6.35 mm)
Duty: Medium Duty
Cutting Edge:
1/2 x 6 in. Reversible (12.7 x 152.4 mm)

Assembly/Set-Up Time: 60 Minutes
Angle - Forward:
Hydraulic, Up to 40 Degrees Each Side
Angle - Reverse:
Hydraulic, Up to 40 Degrees Each Side
Skid Shoes (Pair): Optional
End Plates (Pair): Optional
Parking Stand: Standard
Offset: 6 in. or 12 in. Left or Right (152.4 mm or 304.8 mm)

CODE	ATTACHMENT IDENTIFIER	DESCRIPTION	SUGGESTED LIST PRICE USD (\$)
------	-----------------------	-------------	-------------------------------

Select One Code From Each Required Category

BASE MACHINE

1553XF	RB2184H - 7 Ft. Medium Duty Hydraulic Rear Blade <i>Includes one cylinder.</i>	1,515.00
--------	---	----------

ATTACHMENTS - ORDER AS DESIRED

9000	Skid Shoes (Pair)	72.00
9010	End Plates (Pair)	69.00

ATTACHMENTS FOR FIELD CONVERSION

5TMKMCN021	Miscellaneous: End Plates (Pair)	77.28
5TMKHCHN101	Hydraulic Cylinder Kit <i>Includes one cylinder.</i>	516.38
5TMKMCN022	Skid Shoes (Pair)	80.64

FRONTIER PRODUCTS

Landscaping

RB2184H - 7 Ft. Medium Duty Hydraulic Rear Blade
Continued

THIS PAGE IS INTENTIONALLY LEFT BLANK

FRONTIER PRODUCTS

Landscaping

RB2196H - 8Ft. Medium Duty Hydraulic Rear Blade Equipment for Base Machine

Hitch: 3-Point Category I
and iMatch
Working Width: 96 in. (2,438.4 mm)
Working Weight: 456 lbs. (206.8 kg)
Tractor HP:
50 HP (37.3 kW) (Maximum - 2WD)
45 HP (33.6 kW) (Maximum - 4WD)
Tilt: 3 Positions,
Up to 20 degrees Up or Down
Shipping Weight: 543 lbs. (246.3 kg)
Angle/Pivot: 360 Degrees
Moldboard Height: 15 in. (381 mm)
Moldboard Thickness: 1/4 in. 6.35 mm)
Duty: Medium Duty
Cutting Edge:
1/2 x 6 in. Reversible (12.7 x 152.4 mm)

Assembly/Set-Up Time: 60 Minutes
Angle - Forward:
Hydraulic, Up to 40 Degrees Each Side
Angle - Reverse:
Hydraulic, Up to 40 Degrees Each Side
Skid Shoes (Pair): Optional
End Plates (Pair): Optional
Parking Stand: Standard
Offset: 6 in. or 12 in. Left or Right (152.4 mm or 304.8 mm)

CODE	ATTACHMENT IDENTIFIER	DESCRIPTION	SUGGESTED LIST PRICE USD (\$)
------	-----------------------	-------------	-------------------------------

Select One Code From Each Required Category

BASE MACHINE

1554XF	RB2196H - 8Ft. Medium Duty Hydraulic Rear Blade <i>Includes one cylinder.</i>	1,643.00
--------	--	----------

ATTACHMENTS - ORDER AS DESIRED

9000	Skid Shoes (Pair)	72.00
9010	End Plates (Pair)	69.00

ATTACHMENTS FOR FIELD CONVERSION

5TMKMCN021	Miscellaneous: End Plates (Pair)	77.28
5TMKHCHN101	Hydraulic Cylinder Kit <i>Includes one cylinder.</i>	516.38
5TMKMCN022	Skid Shoes (Pair)	80.64

FRONTIER PRODUCTS

Landscaping

RB2196H - 8Ft. Medium Duty Hydraulic Rear Blade
Continued

THIS PAGE IS INTENTIONALLY LEFT BLANK

FRONTIER PRODUCTS

Landscaping

RB2272 - 6 Ft. Medium Plus Rear Blade Equipment for Base Machine

Hitch:

3 Point Category II and
ASAE Category II Quick Coupler

Tractor HP:

80 HP (Maximum - 2WD)
70 HP (Maximum - 4WD)

Shipping Weight: 795 lbs.

Moldboard Height: 19 In.

Duty: Medium Plus Duty

Assembly/Set-Up Time: 120 Minutes

Cutting Edge:

1/2 In. x 6 In. Reversible

Angle/Pivot: 360 Degrees

Moldboard Thickness: 1/4 In.

Moldboard Length: 72 In.

Approximate Operating Weight: 738 lb.

Offset: 9 In. or 18 In. Left or Right

Tilt: 3 Positions,

Up to 23 Degrees, Up or Down

Angle-Forward:

3 Positions, Up to 45 Degrees Each Side

Angle-Reverse:

3 Positions, Up to 45 Degrees Each Side

Skid Shoes (Pair): Optional

End Plates (Pair): Optional

Hydraulic Offset Kit:

Optional (Hoses and Fittings Included)

Parking Stand: Standard

CODE	ATTACHMENT IDENTIFIER	DESCRIPTION	SUGGESTED LIST PRICE USD (\$)
------	--------------------------	-------------	-------------------------------------

Select One Code From Each Required Category

BASE MACHINE

1311XF	RB2272 - 6 Ft. Medium Plus Rear Blade	2,116.00
--------	---------------------------------------	----------

ATTACHMENTS FOR FIELD CONVERSION

	Miscellaneous:	
5TMC6200003	End Plates - Pair	135.52
5TMC6300073	Hydraulic Cylinder Kit	462.24
5TMC6100002	Skid Shoes - Pair	126.56

FRONTIER PRODUCTS

Landscaping

RB2272 - 6 Ft. Medium Plus Rear Blade

Continued

THIS PAGE IS INTENTIONALLY LEFT BLANK

FRONTIER PRODUCTS

Landscaping

RB2284 - 7 Ft. Medium Plus Rear Blade Equipment for Base Machine

Hitch:

3 Point Category II and
ASAE Category II Quick Coupler

Tractor HP:

80 HP (Maximum - 2WD)
70 HP (Maximum - 4WD)

Shipping Weight: 812 lbs.

Moldboard Height: 19 In.

Duty: Medium Plus Duty

Assembly/Set-Up Time: 120 Minutes

Cutting Edge:

1/2 In. x 6 In. Reversible

Angle/Pivot: 360 Degrees

Moldboard Thickness: 1/4 In.

Moldboard Length: 84 In.

Approximate Operating Weight: 755 lbs.

Offset: 9 In. or 18 In. Left or Right

Tilt: 3 Positions,

Up to 23 Degrees, Up or Down

Angle-Forward:

3 Positions, Up to 45 Degrees Each Side

Angle-Reverse:

3 Positions, Up to 45 Degrees Each Side

Skid Shoes (Pair): Optional

End Plates (Pair): Optional

Hydraulic Offset Kit:

Optional (Hoses and Fittings Included)

Parking Stand: Standard

CODE	ATTACHMENT IDENTIFIER	DESCRIPTION	SUGGESTED LIST PRICE USD (\$)
------	--------------------------	-------------	-------------------------------------

Select One Code From Each Required Category

BASE MACHINE

1312XF	RB2284 - 7 Ft. Medium Plus Rear Blade	2,289.00
--------	---------------------------------------	----------

ATTACHMENTS FOR FIELD CONVERSION

	Miscellaneous:	
5TMC6200003	End Plates - Pair	135.52
5TMC6300073	Hydraulic Cylinder Kit	462.24
5TMC6100002	Skid Shoes - Pair	126.56

FRONTIER PRODUCTS

Landscaping

RB2284 - 7 Ft. Medium Plus Rear Blade

Continued

THIS PAGE IS INTENTIONALLY LEFT BLANK

FRONTIER PRODUCTS

Landscaping

RB2296 - 8 Ft. Medium Plus Rear Blade Equipment for Base Machine

Hitch:

3 Point Category II and
ASAE Category II Quick Coupler

Tractor HP:

80 HP (Maximum - 2WD)
70 HP (Maximum - 4WD)

Shipping Weight: 829 lbs.

Moldboard Height: 19 In.

Duty: Medium Plus Duty

Assembly/Set-Up Time: 120 Minutes

Cutting Edge:

1/2 In. x 6 In. Reversible

Angle/Pivot: 360 Degrees

Moldboard Thickness: 1/4 In.

Moldboard Length: 96 In.

Approximate Operating Weight: 772 lbs.

Offset: 9 In. or 18 In. Left or Right

Tilt: 3 Positions,

Up to 23 Degrees, Up or Down

Angle-Forward:

3 Positions, Up to 45 Degrees Each Side

Angle-Reverse:

3 Positions, Up to 45 Degrees Each Side

Skid Shoes (Pair): Optional

End Plates (Pair): Optional

Hydraulic Offset Kit:

Optional (Hoses and Fittings Included)

Parking Stand: Standard

CODE	ATTACHMENT IDENTIFIER	DESCRIPTION	SUGGESTED LIST PRICE USD (\$)
------	--------------------------	-------------	-------------------------------------

Select One Code From Each Required Category

BASE MACHINE

1313XF	RB2296 - 8 Ft. Medium Plus Rear Blade	2,394.00
--------	---------------------------------------	----------

ATTACHMENTS FOR FIELD CONVERSION

	Miscellaneous:	
5TMC6200003	End Plates - Pair	135.52
5TMC6300073	Hydraulic Cylinder Kit	462.24
5TMC6100002	Skid Shoes - Pair	126.56

FRONTIER PRODUCTS

Landscaping

RB2296 - 8 Ft. Medium Plus Rear Blade

Continued

THIS PAGE IS INTENTIONALLY LEFT BLANK

FRONTIER PRODUCTS

Landscaping

RB2307 - 7 Ft. Heavy Duty Rear Blade Equipment for Base Machine

Hitch:	120 Minutes (Approximate)
3-Point Category II and	Angle: 360 Degrees
ASAE Category II Quick Coupler	Angle - Forward:
Tractor HP:	3 Positions, Up to 45 Degrees Each Side
120 HP (Maximum - 2WD)	Angle - Reverse:
110 HP (Maximum - 4WD)	3 Positions, Up to 45 Degrees Each Side
Tilt: 3 Positions,	Skid Shoes (Pair): Optional
Up to 23 Degrees Up or Down	End Plates (Pair): Optional
Shipping Weight: 1117 lbs.	Parking Stand: Standard
Offset: 9 In. or 18 In. Left or Right	Hydraulic Tilt, Angle and Offset Kits:
Moldboard Thickness: 5/16 In.	Optional (Hoses and Fittings Included)
Moldboard Length: 84 In.	
Moldboard Height: 19 In.	
Duty: Heavy Duty	
Cutting Edge:	
1/2 In. x 6 In. Reversible	
Approximate Operating Weight: 1060 lbs.	
Assembly/Set-Up Time:	

CODE	ATTACHMENT IDENTIFIER	DESCRIPTION	SUGGESTED LIST PRICE USD (\$)
------	-----------------------	-------------	-------------------------------

Select One Code From Each Required Category

BASE MACHINE

1321XF	RB2307 - 7 Ft. Heavy Duty Rear Blade	2,539.00
--------	--------------------------------------	----------

OPERATION

1000	Manual Kit	In Base Price
1010	Hydraulic Cylinder Kit, Angle - Offset - Tilt <i>Includes 3 cylinders.</i>	1,302.00

ATTACHMENTS - ORDER AS DESIRED

9000	Skid Shoes (Pair)	113.00
9010	End Plates (Pair)	121.00
9020	Hydraulic Diverter Kit	421.00

ATTACHMENTS FOR FIELD CONVERSION

Miscellaneous:		
5TMC6200003	End Plates - Pair	135.52
5TMC0040025K	French Operator's Manual and Decal Kit <i>Rear Blades RB2307, RB2308, RB2309 and RB2310.</i>	6.40
5TMC6300073	Hydraulic Cylinder Kit <i>Offset or Tilt - Includes 1 Cylinder (RB23 Series).</i>	462.24
5TMC6300083	Hydraulic Cylinder Kit - Angle - Includes 1 Cylinder (RB23 Series)	470.91
5TMC6300051	Hydraulic Diverter Kit (RB23 Series)	454.68

FRONTIER PRODUCTS

Landscaping

RB2307 - 7 Ft. Heavy Duty Rear Blade Continued

CODE	ATTACHMENT IDENTIFIER	DESCRIPTION	SUGGESTED LIST PRICE USD (\$)
ATTACHMENTS FOR FIELD CONVERSION ...Continued...			
	5TMC6100002	Skid Shoes - Pair	126.56

FRONTIER PRODUCTS

Landscaping

RB2308 - 8 Ft. Heavy Duty Rear Blade Equipment for Base Machine

<p>Hitch: 3-Point Category II and ASAE Category II Quick Coupler Tractor HP: 120 HP (Maximum - 2WD) 110 HP (Maximum - 4WD) Tilt: 3 Positions, Up to 23 Degrees Up or Down Shipping Weight: 1196 lbs. Offset: 9 In. or 18 In. Left or Right Moldboard Thickness: 5/16 In. Moldboard Length: 96 In. Moldboard Height: 19 In. Duty: Heavy Duty Cutting Edge: 1/2 In. x 6 In. Reversible Approximate Operating Weight: 1139 lbs. Assembly/Set-Up Time:</p>	<p>120 Minutes (Approximate) Angle: 360 Degrees Angle - Forward: 3 Positions, Up to 45 Degrees Each Side Angle - Reverse: 3 Positions, Up to 45 Degrees Each Side Skid Shoes (Pair): Optional End Plates (Pair): Optional Parking Stand: Standard Hydraulic Tilt, Angle and Offset Kits: Optional (Hoses and Fittings Included)</p>
---	---

CODE	ATTACHMENT IDENTIFIER	DESCRIPTION	SUGGESTED LIST PRICE USD (\$)
------	-----------------------	-------------	-------------------------------

Select One Code From Each Required Category

BASE MACHINE

1322XF	RB2308 - 8 Ft. Heavy Duty Rear Blade	2,653.00
--------	--------------------------------------	----------

OPERATION

1000	Manual Kit	In Base Price
1010	Hydraulic Cylinder Kit, Angle - Offset - Tilt <i>Includes 3 cylinders.</i>	1,302.00

ATTACHMENTS - ORDER AS DESIRED

9000	Skid Shoes (Pair)	113.00
9010	End Plates (Pair)	121.00
9020	Hydraulic Diverter Kit	421.00

ATTACHMENTS FOR FIELD CONVERSION

Miscellaneous:		
5TMC6200003	End Plates - Pair	135.52
5TMC0040025K	French Operator's Manual and Decal Kit <i>Rear Blades RB2307, RB2308, RB2309 and RB2310.</i>	6.40
5TMC6300073	Hydraulic Cylinder Kit <i>Offset or Tilt - Includes 1 Cylinder (RB23 Series).</i>	462.24
5TMC6300083	Hydraulic Cylinder Kit - Angle - Includes 1 Cylinder (RB23 Series)	470.91
5TMC6300051	Hydraulic Diverter Kit (RB23 Series)	454.68

FRONTIER PRODUCTS

Landscaping

RB2308 - 8 Ft. Heavy Duty Rear Blade Continued

CODE	ATTACHMENT IDENTIFIER	DESCRIPTION	SUGGESTED LIST PRICE USD (\$)
ATTACHMENTS FOR FIELD CONVERSION ...Continued...			
	5TMC6100002	Skid Shoes - Pair	126.56

FRONTIER PRODUCTS

Landscaping

RB2309 - 9 Ft. Heavy Duty Rear Blade Equipment for Base Machine

<p>Hitch: 3-Point Category II and ASAE Category II Quick Coupler Tractor HP: 120 HP (Maximum - 2WD) 110 HP (Maximum - 4WD) Tilt: 3 Positions, Up to 23 Degrees Up or Down Shipping Weight: 1297 lbs. Offset: 9 In. or 18 In. Left or Right Moldboard Thickness: 5/16 In. Moldboard Length: 108 In. Moldboard Height: 19 In. Duty: Heavy Duty Cutting Edge: 1/2 In. x 6 In. Reversible Approximate Operating Weight: 1240 lbs. Assembly/Set-Up Time:</p>	<p>120 Minutes (Approximate) Angle: 360 Degrees Angle - Forward: 3 Positions, Up to 45 Degrees Each Side Angle - Reverse: 3 Positions, Up to 45 Degrees Each Side Skid Shoes (Pair): Optional End Plates (Pair): Optional Parking Stand: Standard Hydraulic Tilt, Angle and Offset Kits: Optional (Hoses and Fittings Included)</p>
--	---

CODE	ATTACHMENT IDENTIFIER	DESCRIPTION	SUGGESTED LIST PRICE USD (\$)
------	-----------------------	-------------	-------------------------------

Select One Code From Each Required Category

BASE MACHINE

1323XF	RB2309 - 9 Ft. Heavy Duty Rear Blade	2,807.00
--------	--------------------------------------	----------

OPERATION

1000	Manual Kit	In Base Price
1010	Hydraulic Cylinder Kit, Angle - Offset - Tilt <i>Includes 3 cylinders.</i>	1,302.00

ATTACHMENTS - ORDER AS DESIRED

9000	Skid Shoes (Pair)	113.00
9010	End Plates (Pair)	121.00
9020	Hydraulic Diverter Kit	421.00

ATTACHMENTS FOR FIELD CONVERSION

Miscellaneous:		
5TMC6200003	End Plates - Pair	135.52
5TMC0040025K	French Operator's Manual and Decal Kit <i>Rear Blades RB2307, RB2308, RB2309 and RB2310.</i>	6.40
5TMC6300073	Hydraulic Cylinder Kit <i>Offset or Tilt - Includes 1 Cylinder (RB23 Series).</i>	462.24
5TMC6300083	Hydraulic Cylinder Kit - Angle - Includes 1 Cylinder (RB23 Series)	470.91
5TMC6300051	Hydraulic Diverter Kit (RB23 Series)	454.68

FRONTIER PRODUCTS

Landscaping

RB2309 - 9 Ft. Heavy Duty Rear Blade Continued

CODE	ATTACHMENT IDENTIFIER	DESCRIPTION	SUGGESTED LIST PRICE USD (\$)
ATTACHMENTS FOR FIELD CONVERSION ...Continued...			
	5TMC6100002	Skid Shoes - Pair	126.56

FRONTIER PRODUCTS

Landscaping

RB2310 - 10 Ft. Heavy Duty Rear Blade Equipment for Base Machine

<p>Hitch: 3-Point Category II and ASAE Category II Quick Coupler Tractor HP: 120 HP (Maximum - 2WD) 110 HP (Maximum - 4WD) Tilt: 3 Positions, Up to 23 Degrees Up or Down Shipping Weight: 1357 lbs. Offset: 9 In. or 18 In. Left or Right Moldboard Thickness: 5/16 In. Moldboard Length: 120 In. Moldboard Height: 19 In. Duty: Heavy Duty Cutting Edge: 1/2 In. x 6 In. Reversible Approximate Operating Weight: 1300 lbs. Assembly/Set-Up Time:</p>	<p>120 Minutes (Approximate) Angle: 360 Degrees Angle - Forward: 3 Positions, Up to 45 Degrees Each Side Angle - Reverse: 3 Positions, Up to 45 Degrees Each Side Skid Shoes (Pair): Optional End Plates (Pair): Optional Parking Stand: Standard Hydraulic Tilt, Angle and Offset Kits: Optional (Hoses and Fittings Included)</p>
--	---

CODE	ATTACHMENT IDENTIFIER	DESCRIPTION	SUGGESTED LIST PRICE USD (\$)
------	-----------------------	-------------	-------------------------------

Select One Code From Each Required Category

BASE MACHINE

1324XF	RB2310 - 10 Ft. Heavy Duty Rear Blade	2,905.00
--------	---------------------------------------	----------

OPERATION

1000	Manual Kit	In Base Price
1010	Hydraulic Cylinder Kit, Angle - Offset - Tilt <i>Includes 3 cylinders.</i>	1,302.00

ATTACHMENTS - ORDER AS DESIRED

9000	Skid Shoes (Pair)	113.00
9010	End Plates (Pair)	121.00
9020	Hydraulic Diverter Kit	421.00

ATTACHMENTS FOR FIELD CONVERSION

Miscellaneous:		
5TMC6200003	End Plates - Pair	135.52
5TMC0040025K	French Operator's Manual and Decal Kit <i>Rear Blades RB2307, RB2308, RB2309 and RB2310.</i>	6.40
5TMC6300073	Hydraulic Cylinder Kit <i>Offset or Tilt - Includes 1 Cylinder (RB23 Series).</i>	462.24
5TMC6300083	Hydraulic Cylinder Kit - Angle - Includes 1 Cylinder (RB23 Series)	470.91
5TMC6300051	Hydraulic Diverter Kit (RB23 Series)	454.68

FRONTIER PRODUCTS

Landscaping

RB2310 - 10 Ft. Heavy Duty Rear Blade Continued

CODE	ATTACHMENT IDENTIFIER	DESCRIPTION	SUGGESTED LIST PRICE USD (\$)
ATTACHMENTS FOR FIELD CONVERSION ...Continued...			
	5TMC6100002	Skid Shoes - Pair	126.56

FRONTIER PRODUCTS

Landscaping

RB2408 - 8 Ft. Heavy Plus Rear Blade Equipment for Base Machine

Hitch:	Approximate Operating Weight: 1451 lbs.
3-Point Category II, III and	Angle: 360 Degrees
ASAE Quick Coupler Category II, III	Angle Forward:
Tractor HP:	4 Positions, Up to 26 Degrees Right
160 HP (Maximum - 2WD)	5 Positions, Up to 38 Degrees Left
145 HP (Maximum - 4WD)	Angle Reverse:
Tilt: 2 Positions,	4 Positions, Up to 26 Degrees Right
Up to 15 Degrees, Up or Down	5 Positions, Up to 38 Degrees Left
Shipping Weight: 1554 lbs.	Parking Stand: Standard
Offset:	Skid Shoe Bundle: Optional
0 In. to 28 In. Right,	End Plate Bundle: Optional
0 In. to 26 In. Left	Tailwheel: Optional
Moldboard Thickness: 5/16 In.	Hydraulic Tilt and Offset Kits:
Moldboard Length: 96 In.	Optional (Hoses and Fittings Included)
Moldboard Height: 19 In.	
Duty: Heavy Plus Duty	
Cutting Edge:	
1/2 In. x 6 In. Reversible	
Assembly/Set-Up Time:	
180 Minutes (Approximate)	

CODE	ATTACHMENT IDENTIFIER	DESCRIPTION	SUGGESTED LIST PRICE USD (\$)
------	-----------------------	-------------	-------------------------------

Select One Code From Each Required Category

BASE MACHINE

1331XF	RB2408 - 8 Ft. Heavy Plus Rear Blade	4,348.00
--------	--------------------------------------	----------

OPERATION

1000	Manual Kit <i>Includes quantity 1 hydraulic angle cylinder, mechanical offset link, mechanical tilt link.</i>	In Base Price
1010	Hydraulic Cylinder Kit, Angle - Offset - Tilt <i>Includes 3 cylinders.</i>	902.00

ATTACHMENTS - ORDER AS DESIRED

9000	Skid Shoes (Pair)	37.00
9010	End Plates (Pair)	130.00
9020	Hydraulic Diverter Kit	402.00
9030	Hydraulic Relief Kit	629.00
9040	Hydraulic Tailwheel Kit, Single Gauge Wheel	1,055.00
9050	Hydraulic Tailwheel Kit, Dual Gauge Wheel	1,390.00

ATTACHMENTS FOR FIELD CONVERSION

5TMC6200004	Miscellaneous: End Plates - Pair (RB24 Series)	145.60
-------------	---	--------

FRONTIER PRODUCTS

Landscaping

RB2408 - 8 Ft. Heavy Plus Rear Blade

Continued

CODE	ATTACHMENT IDENTIFIER	DESCRIPTION	SUGGESTED LIST PRICE USD (\$)
		ATTACHMENTS FOR FIELD CONVERSION ...Continued...	
	5TMC6300053	Hydraulic Cylinder Kit - Offset or Angle - Includes 1 Cylinder (RB24 Series)	525.47
	5TMC6300063	Hydraulic Cylinder Kit - Tilt - Includes 1 Cylinder (RB24 Series)	373.89
	5TMC6600051	Hydraulic Diverter Kit (RB24 Series)	434.16
	5TMC6600061	Hydraulic Relief Kit (RB24 Series)	679.32
	5TMC6100003	Skid Shoes - Pair (RB24 Series)	41.44
	5TMC6600002	TailWheel Kit - Dual Gauge Wheel - Hydraulic (RB24 Series)	1,501.20
	5TMC6600001	TailWheel Kit - Single Gauge Wheel - Hydraulic (RB24 Series)	1,139.40

FRONTIER PRODUCTS

Landscaping

RB2409 - 9 Ft. Heavy Plus Rear Blade Equipment for Base Machine

Hitch:	Approximate Operating Weight: 1501 lbs.
3-Point Category II, III and	Angle: 360 Degrees
ASAE Quick Coupler Category II, III	Angle Forward:
Tractor HP:	4 Positions, Up to 26 Degrees Right
160 HP (Maximum - 2WD)	5 Positions, Up to 38 Degrees Left
145 HP (Maximum - 4WD)	Angle Reverse:
Tilt: 2 Positions,	4 Positions, Up to 26 Degrees Right
Up to 15 Degrees, Up or Down	5 Positions, Up to 38 Degrees Left
Shipping Weight: 1604 lbs.	Parking Stand: Standard
Offset:	Skid Shoe Bundle: Optional
0 In. to 28 In. Right	End Plate Bundle: Optional
0 In. to 26 In. Left	Tailwheel: Optional
Moldboard Thickness: 5/16 In.	Hydraulic Tilt and Offset Kits:
Moldboard Length: 108 In.	Optional (Hoses and Fittings Included)
Moldboard Height: 19 In.	
Duty: Heavy Plus Duty	
Cutting Edge:	
1/2 In. x 6 In. Reversible	
Assembly/Set-Up Time:	
180 Minutes (Approximate)	

CODE	ATTACHMENT IDENTIFIER	DESCRIPTION	SUGGESTED LIST PRICE USD (\$)
------	-----------------------	-------------	-------------------------------

Select One Code From Each Required Category

BASE MACHINE

1332XF	RB2409 - 9 Ft. Heavy Plus Rear Blade	4,462.00
--------	--------------------------------------	----------

OPERATION

1000	Manual Kit <i>Includes quantity 1 hydraulic angle cylinder, mechanical offset link, mechanical tilt link.</i>	In Base Price
1010	Hydraulic Cylinder Kit, Angle - Offset - Tilt <i>Includes 3 cylinders.</i>	902.00

ATTACHMENTS - ORDER AS DESIRED

9000	Skid Shoes (Pair)	37.00
9010	End Plates (Pair)	130.00
9020	Hydraulic Diverter Kit	402.00
9030	Hydraulic Relief Kit	629.00
9040	Hydraulic Tailwheel Kit, Single Gauge Wheel	1,055.00
9050	Hydraulic Tailwheel Kit, Dual Gauge Wheel	1,390.00

ATTACHMENTS FOR FIELD CONVERSION

5TMC6200004	Miscellaneous: End Plates - Pair (RB24 Series)	145.60
-------------	---	--------

FRONTIER PRODUCTS

Landscaping

RB2409 - 9 Ft. Heavy Plus Rear Blade

Continued

CODE	ATTACHMENT IDENTIFIER	DESCRIPTION	SUGGESTED LIST PRICE USD (\$)
		ATTACHMENTS FOR FIELD CONVERSION ...Continued...	
	5TMC6300053	Hydraulic Cylinder Kit - Offset or Angle - Includes 1 Cylinder (RB24 Series)	525.47
	5TMC6300063	Hydraulic Cylinder Kit - Tilt - Includes 1 Cylinder (RB24 Series)	373.89
	5TMC6600051	Hydraulic Diverter Kit (RB24 Series)	434.16
	5TMC6600061	Hydraulic Relief Kit (RB24 Series)	679.32
	5TMC6100003	Skid Shoes - Pair (RB24 Series)	41.44
	5TMC6600002	TailWheel Kit - Dual Gauge Wheel - Hydraulic (RB24 Series)	1,501.20
	5TMC6600001	TailWheel Kit - Single Gauge Wheel - Hydraulic (RB24 Series)	1,139.40

FRONTIER PRODUCTS

Landscaping

RB2410 - 10 Ft. Heavy Plus Rear Blade Equipment for Base Machine

<p>Hitch: 3-Point Category II, III and ASAE Quick Coupler Category II, III Tractor HP: 160 HP (Maximum - 2WD) 145 HP (Maximum - 4WD) Tilt: 2 Positions, Up to 15 Degrees, Up or Down Shipping Weight: 1653 lbs. Offset: 0 In. to 28 In. Right 0 In. to 26 In. Left Moldboard Thickness: 5/16 In. Moldboard Length: 120 In. Moldboard Height: 19 In. Duty: Heavy Plus Duty Cutting Edge: 1/2 In. x 6 In. Reversible Assembly/Set-Up Time: 180 Minutes (Approximate)</p>	<p>Approximate Operating Weight: 1550 lbs. Angle: 360 Degrees Angle Forward: 4 Positions, Up to 26 Degrees Right 5 Positions, Up to 38 Degrees Left Angle Reverse: 4 Positions, Up to 26 Degrees Right 5 Positions, Up to 38 Degrees Left Parking Stand: Standard Skid Shoe Bundle: Optional End Plates Bundle: Optional Tailwheel: Optional Hydraulic Tilt and Offset Kits: Optional (Hoses and Fittings Included)</p>
---	--

CODE	ATTACHMENT IDENTIFIER	DESCRIPTION	SUGGESTED LIST PRICE USD (\$)
------	-----------------------	-------------	-------------------------------

Select One Code From Each Required Category

BASE MACHINE

1333XF	RB2410 - 10 Ft. Heavy Plus Rear Blade	4,560.00
--------	---------------------------------------	----------

OPERATION

1000	Manual Kit <i>Includes quantity 1 hydraulic angle cylinder, mechanical offset link, mechanical tilt link.</i>	In Base Price
1010	Hydraulic Cylinder Kit, Angle - Offset - Tilt <i>Includes 3 cylinders.</i>	902.00

ATTACHMENTS - ORDER AS DESIRED

9000	Skid Shoes (Pair)	37.00
9010	End Plates (Pair)	130.00
9020	Hydraulic Diverter Kit	402.00
9030	Hydraulic Relief Kit	629.00
9040	Hydraulic Tailwheel Kit, Single Gauge Wheel	1,055.00
9050	Hydraulic Tailwheel Kit, Dual Gauge Wheel	1,390.00

ATTACHMENTS FOR FIELD CONVERSION

5TMC6200004	Miscellaneous: End Plates - Pair (RB24 Series)	145.60
-------------	---	--------

FRONTIER PRODUCTS

Landscaping

RB2410 - 10 Ft. Heavy Plus Rear Blade

Continued

CODE	ATTACHMENT IDENTIFIER	DESCRIPTION	SUGGESTED LIST PRICE USD (\$)
		ATTACHMENTS FOR FIELD CONVERSION ...Continued...	
	5TMC6300053	Hydraulic Cylinder Kit - Offset or Angle - Includes 1 Cylinder (RB24 Series)	525.47
	5TMC6300063	Hydraulic Cylinder Kit - Tilt - Includes 1 Cylinder (RB24 Series)	373.89
	5TMC6600051	Hydraulic Diverter Kit (RB24 Series)	434.16
	5TMC6600061	Hydraulic Relief Kit (RB24 Series)	679.32
	5TMC6100003	Skid Shoes - Pair (RB24 Series)	41.44
	5TMC6600002	TailWheel Kit - Dual Gauge Wheel - Hydraulic (RB24 Series)	1,501.20
	5TMC6600001	TailWheel Kit - Single Gauge Wheel - Hydraulic (RB24 Series)	1,139.40

FRONTIER PRODUCTS

Landscaping

RB5060 - 5 Ft. Standard Duty Rear Blade Equipment for Base Machine

3-Point Hitch:
Category I
Working Width: 60 In.
Operational Weight: 308 lbs.
Tractor HP: 20 to 56 HP
Tilt Positions: Seven
Offset: 12 In. Left or Right
Shipping Weight:
674 lbs. for Quantity 2
Pivot: 360 Degrees
Parking Stand: Standard
Packaged 2 Per Crate
Moldboard Height: 14.5 In.
Moldboard Length: 60 In.
Moldboard Thickness: 1/4 In.

Duty: Standard Duty
Cutting Edge:
3/8 In. x 6 In. Reversible
Assembly/Set-Up Time: 15 Minutes
Angle - Forward:
0, 15 and 30 Degrees Each Side
Angle - Reverse:
0, 15 and 30 Degrees Each Side
Skid Shoes: NA

CODE	ATTACHMENT IDENTIFIER	DESCRIPTION	SUGGESTED LIST PRICE USD (\$)
------	--------------------------	-------------	-------------------------------------

Select One Code From Each Required Category

BASE MACHINE

1651XF	RB5060 - 5 Ft. Standard Duty Rear Blade <i>Order in multiples of two.</i>	687.00
--------	--	--------

FRONTIER PRODUCTS

Landscaping

RB5060 - 5 Ft. Standard Duty Rear Blade
Continued

THIS PAGE IS INTENTIONALLY LEFT BLANK

FRONTIER PRODUCTS

Landscaping

RB5072 - 6 Ft. Standard Duty Rear Blade Equipment for Base Machine

3-Point Hitch:
Category I
Working Width: 72 In.
Operational Weight: 332 lbs.
Tractor HP: 20 to 56 HP
Tilt Positions: Seven
Offset: 12 In. Left or Right
Shipping Weight:
722 lbs. for Quantity 2
Pivot: 360 Degrees
Parking Stand: Standard
Packaged 2 Per Crate
Moldboard Height: 14.5 In.
Moldboard Length: 72 In.
Moldboard Thickness: 1/4 In.

Duty: Standard Duty
Cutting Edge:
3/8 In. x 6 In. Reversible
Assembly/Set-Up Time: 15 Minutes
Angle - Forward:
0, 15 and 30 Degrees Each Side
Angle - Reverse:
0, 15 and 30 Degrees Each Side
Skid Shoes: NA

CODE	ATTACHMENT IDENTIFIER	DESCRIPTION	SUGGESTED LIST PRICE USD (\$)
------	--------------------------	-------------	-------------------------------------

Select One Code From Each Required Category

BASE MACHINE

1652XF	RB5072 - 6 Ft. Standard Duty Rear Blade <i>Order in multiples of two.</i>	739.00
--------	--	--------

FRONTIER PRODUCTS

Landscaping

RB5072 - 6 Ft. Standard Duty Rear Blade
Continued

THIS PAGE IS INTENTIONALLY LEFT BLANK

FRONTIER PRODUCTS

Landscaping

RB5084 - 7 Ft. Standard Duty Rear Blade Equipment for Base Machine

3-Point Hitch:
Category I
Working Width: 84 In.
Operational Weight: 348 lbs.
Tractor HP: 20 to 56 HP
Tilt Positions: Seven
Offset: 12 In. Left or Right
Shipping Weight:
754 lbs. for Quantity 2
Pivot: 360 Degrees
Parking Stand: Standard
Packaged 2 Per Crate
Moldboard Height: 14.5 In.
Moldboard Length: 84 In.
Moldboard Thickness: 1/4 In.

Duty: Standard Duty
Cutting Edge:
3/8 In. x 6 In. Reversible
Assembly/Set-Up Time: 15 Minutes
Angle - Forward:
0, 15 and 30 Degrees Each Side
Angle - Reverse:
0, 15 and 30 Degrees Each Side
Skid Shoes: NA

CODE	ATTACHMENT IDENTIFIER	DESCRIPTION	SUGGESTED LIST PRICE USD (\$)
------	--------------------------	-------------	-------------------------------------

Select One Code From Each Required Category

BASE MACHINE

1653XF	RB5084 - 7 Ft. Standard Duty Rear Blade <i>Order in multiples of two.</i>	790.00
--------	--	--------

FRONTIER PRODUCTS

Landscaping

RB5084 - 7 Ft. Standard Duty Rear Blade
Continued

THIS PAGE IS INTENTIONALLY LEFT BLANK

FRONTIER PRODUCTS

Landscaping

RB5096 - 8 Ft. Standard Duty Rear Blade Equipment for Base Machine

3-Point Hitch:
Category I
Working Width: 96 In.
Operational Weight: 380 lbs.
Tractor HP: 20 to 56 HP
Tilt Positions: Seven
Offset: 12 In. Left or Right
Shipping Weight:
818 lbs. for Quantity 2
Pivot: 360 Degrees
Parking Stand: Standard
Packaged 2 Per Crate
Moldboard Height: 14.5 In.
Moldboard Length: 96 In.
Moldboard Thickness: 1/4 In.

Duty: Standard Duty
Cutting Edge:
3/8 In. x 6 In. Reversible
Assembly/Set-Up Time: 15 Minutes
Angle - Forward:
0, 15 and 30 Degrees Each Side
Angle - Reverse:
0, 15 and 30 Degrees Each Side
Skid Shoes: NA

CODE	ATTACHMENT IDENTIFIER	DESCRIPTION	SUGGESTED LIST PRICE USD (\$)
------	--------------------------	-------------	-------------------------------------

Select One Code From Each Required Category

BASE MACHINE

1654XF	RB5096 - 8 Ft. Standard Duty Rear Blade <i>Order in multiples of two.</i>	845.00
--------	--	--------

FRONTIER PRODUCTS

Landscaping

RB5096 - 8 Ft. Standard Duty Rear Blade
Continued

THIS PAGE IS INTENTIONALLY LEFT BLANK

FRONTIER PRODUCTS

Landscaping

RB5048L - 4 Ft. Limited Category 1 Economy Duty Rear Blade Equipment for Base Machine

3-Point Hitch:
Category I
Working Width: 48 In.
Operational Weight: 186 lbs.
Tractor HP: 18 PTO HP Max
Tilt Positions: None
Offset: None
Shipping Weight:
430 lbs. for Quantity 2
Pivot: 360 Degrees
Parking Stand: Standard
Packaged 2 Per Crate
Moldboard Height: 14.5 In.
Moldboard Length: 48 In.
Moldboard Thickness: 1/4 In.
Duty: Economy Duty

Cutting Edge:
3/8 In. x 6 In. Reversible
Assembly/Set-Up Time: 15 Minutes
(Approximate) - Per Pair
Angle - Forward:
0, 15 and 30 Degrees Each Side
Angle - Reverse:
0, 15 and 30 Degrees Each Side
Skid Shoes: NA

CODE	ATTACHMENT IDENTIFIER	DESCRIPTION	SUGGESTED LIST PRICE USD (\$)
------	--------------------------	-------------	-------------------------------------

Select One Code From Each Required Category

BASE MACHINE

1751XF	RB5048L - 4 Ft. Limited Category 1 Economy Duty Rear Blade <i>Order in multiples of two.</i>	465.00
--------	---	--------

FRONTIER PRODUCTS

Landscaping

RB5048L - 4 Ft. Limited Category 1 Economy Duty Rear Blade
Continued

THIS PAGE IS INTENTIONALLY LEFT BLANK

FRONTIER PRODUCTS

Landscaping

RB5060L - 5 Ft. Limited Category 1 Economy Duty Rear Blade Equipment for Base Machine

3-Point Hitch:
Category I
Working Width: 60 In.
Operational Weight: 205 lbs.
Tractor HP: 18 PTO HP Max
Tilt Positions: None
Offset: None
Shipping Weight:
468 lbs. for Quantity 2
Pivot: 360 Degrees
Parking Stand: Standard
Packaged 2 Per Crate
Moldboard Height: 14.5 In.
Moldboard Length: 60 In.
Moldboard Thickness: 1/4 In.
Duty: Economy Duty

Cutting Edge:
3/8 In. x 6 In. Reversible
Assembly/Set-Up Time: 15 Minutes
(Approximate) - Per Pair
Angle - Forward:
0, 15 and 30 Degrees Each Side
Angle - Reverse:
0, 15 and 30 Degrees Each Side
Skid Shoes: NA

CODE	ATTACHMENT IDENTIFIER	DESCRIPTION	SUGGESTED LIST PRICE USD (\$)
------	--------------------------	-------------	-------------------------------------

Select One Code From Each Required Category

BASE MACHINE

1752XF	RB5060L - 5 Ft. Limited Category 1 Economy Duty Rear Blade <i>Order in multiples of two.</i>	524.00
--------	---	--------

FRONTIER PRODUCTS

Landscaping

RB5060L - 5 Ft. Limited Category 1 Economy Duty Rear Blade
Continued

THIS PAGE IS INTENTIONALLY LEFT BLANK

FRONTIER PRODUCTS

Landscaping

SW2160 - 60 In. Hydraulic, 300 Series Carrier Loader Mount Rotary Broom with Hydraulic Angle Adjustment and HP2025 Hydraulic Power Unit - U.S.

Equipment for Base Machine

Function: Sweeping
Working Width: 60 In. (1,524 mm)
Working Width at Max Angle: 55 In. (1,397 mm)
Transport Width: 72 In. (1,828.8 mm)
Operating Weight: 860 lb. (390 kg.)
Standard Bristle Material: Poly, 50/50 Steel/Poly
Available as Replacement
Brush Speed: 160 RPM
Brush Diameter: 32 In. (812.8 mm)
Angle Range: 23 degrees left or right
Hood Thickness: 14 gauge
Side Frame Thickness: 3/16 In. (4.8 mm)
Parking Stands Included
Approximate Set-Up Time: 30 Minutes
Function: Hydraulic Power Unit
Pressure: 2700 psi
Flow: 16 gpm
Reservoir Capacity: 15 gal.

System Capacity: 17 gal.
System Features: Pressure relieve valve, filter, temperature and oil level gauge, and thermal protection switch
Hoses, Tips, and Brackets included
Tractor RPM: 540 RPM
PTO Manufacturer: Comer
Parking Stand: Standard
Hitch Category: Category I
Quick Hitch Compatibility: iMatch Compatible
Approximate Set-Up Time: 120 Minutes

CODE	ATTACHMENT IDENTIFIER	DESCRIPTION	SUGGESTED LIST PRICE USD (\$)
------	-----------------------	-------------	-------------------------------

Select One Code From Each Required Category

BASE MACHINE

1591XF	SW2160 - 60 In. Hydraulic, 300 Series Carrier Loader Mount Rotary Broom with Hydraulic Angle Adjustment and HP2025 Hydraulic Power Unit - U.S. <i>Must only be used with HP2025 Hydraulic Power Pack Unit.</i>	12,522.00
--------	---	-----------

HYDRAULIC POWER UNITS

1000	HP2025 - Hydraulic Power Unit, 25 HP <i>Includes wiring harness to control the loader mounted implement.</i>	In Base Price
1095	Less HP2025 Hydraulic Power Unit	-6,304.00

OIL COOLER

2000	Oil Cooler for HP2025 and HP2134 Hydraulic Power Units <i>Includes high efficiency oil cooler, electric fan, bolted support, hoses, fittings and installation instructions. Recommended for application generating high heat. Not available with option Code 1095.</i>	In Base Price
2095	Less Oil Cooler	-1,660.00

ATTACHMENTS - ORDER AS DESIRED

9000	Dust Deflector: SW2160 Steel/Rubber Dust Deflector Kit	136.59
9010	Dust Suppression Kit: SW21 Dust Suppression Kit <i>Includes 60 gallon water tank, electric pump, nozzles, hoses and fittings, electrical harness with switch and installation instructions. Requires the steel/rubber dust deflector kit.</i>	1,096.23

FRONTIER PRODUCTS

Landscaping

SW2160 - 60 In. Hydraulic, 300 Series Carrier Loader Mount Rotary Broom with Hydraulic Angle Adjustment and HP2025 Hydraulic Power Unit - U.S.

Continued

CODE	ATTACHMENT IDENTIFIER	DESCRIPTION	SUGGESTED LIST PRICE USD (\$)
ATTACHMENTS - ORDER AS DESIRED ...Continued...			
9020		Gauge Wheel Kit: SW21 Gauge Wheel Kit <i>Includes two pairs 8 In. diameter by 3.5 In. wide solid wheels, mounting brackets and hardware.</i>	369.00
9030		Lawn Dethatching Kit: SW21 Lawn Dethatching Kit <i>Includes support components, hardware and installation instruction. Gauge wheel kit required. Compatible with dust suppression kit.</i>	360.00
9040		Additional Wiring Harness for HP2025 and HP2134 Hydraulic Power Units for Open Operator Station Tractors <i>Includes complete wiring harness from battery to switch in the console. Not available with option Code 1095.</i>	92.00
ATTACHMENTS FOR FIELD CONVERSION			
	5RDF0038	Miscellaneous: Additional Wiring Harness for HP2025 and HP2134 Hydraulic Power Units for Open Operator Station Tractors <i>Includes complete wiring harness from battery to switch in the console.</i>	100.04
	5RDF0036	Oil Cooler for HP2025 and HP2134 Hydraulic Power Units <i>Includes high efficiency oil cooler, electric fan, bolted support, hoses, fittings and installation instructions. Recommended for application generating high heat.</i>	1,816.59
	5RDF0035	SW21 Dust Suppression Kit <i>Includes 60 gallon water tank, electric pump, nozzles, hoses and fittings, electrical harness with switch and installation instructions. Requires the steel/rubber dust deflector kit.</i>	1,149.45
	5RDF0033	SW21 Gauge Wheel Kit <i>Includes two pairs 8 In. diameter by 3.5 In. wide solid wheels, mounting brackets and hardware.</i>	386.87
	5RDF0034	SW21 Lawn Dethatching Kit <i>Requires gauge wheel kit, compatible with dust suppression kit.</i>	377.48
	5RDF0043	SW2160 50/50 Poly/Steel Wafer Brush Replacement Kit <i>Includes required quantity of wafers to replace entire brush.</i>	578.36
	5RDF0030	SW2160 Dust Deflector Kit	148.52
	5RDF0040	SW2160 Poly Wafer Brush Replacement Kit <i>Includes required quantity of wafers to replace entire brush.</i>	578.36
	5RDF0039	Wiring Harness for HP2025 and HP2134 Hydraulic Power Units to control Loader Mounted Attachment <i>Includes complete wiring harness from switch in the console to 3 cavities connectors for front implements.</i>	88.55

FRONTIER PRODUCTS

Landscaping

SW2172 - 72 In. Hydraulic, 300/400 Series Carrier Loader Mount Rotary Broom with Hydraulic Angle Adjustment and HP2025 Hydraulic Power Unit - U.S.

Equipment for Base Machine

Function: Sweeping
 Working Width: 72 In. (1,828.8 mm)
 Working Width at Max Angle: 66 In. (1,676.4 mm)
 Transport Width: 84 In. (2,133.6 mm)
 Operating Weight: 890 lb. (403.7 kg.)
 Standard Bristle Material: Poly, 50/50 Steel/Poly
 Available as Replacement
 Brush Speed: 160 RPM
 Brush Diameter: 32 In. (812.8 mm)
 Angle Range: 23 degrees left or right
 Hood Thickness: 14 gauge
 Side Frame Thickness: 3/16 In. (4.8 mm)
 Parking Stands Included
 Approximate Set-Up Time: 30 Minutes
 Function: Hydraulic Power Unit
 Pressure: 2700 psi
 Flow: 16 gpm
 Reservoir Capacity: 15 gal.
 System Capacity: 17 gal.
 System Features: Pressure relieve valve, filter, temperature and oil level gauge, and thermal protection switch
 Hoses, Tips, and Brackets included
 Tractor RPM: 540 RPM
 PTO Manufacturer: Comer
 Parking Stand: Standard
 Hitch Category: Category I

Quick Hitch Compatibility:
 iMatch Compatible
 Approximate Set-Up Time: 120 Minutes
 Optional:
 Function: Hydraulic Power Unit
 Pressure: 2700 psi
 Flow: 16 gpm
 Reservoir Capacity: 15 gal.
 System Capacity: 17 gal.
 System Features: Pressure relieve valve, filter, temperature and oil level gauge, and thermal protection switch
 Hoses, Tips, and Brackets included
 Tractor RPM: 540 RPM
 PTO Manufacturer: Comer
 Parking Stand: Standard
 Hitch Category: Category I
 Quick Hitch Compatibility:
 iMatch Compatible
 Approximate Set-Up Time: 120 Minutes

CODE	ATTACHMENT IDENTIFIER	DESCRIPTION	SUGGESTED LIST PRICE USD (\$)
------	-----------------------	-------------	-------------------------------

Select One Code From Each Required Category

BASE MACHINE

1592XF	SW2172 - 72 In. Hydraulic, 300/400 Series Carrier Loader Mount Rotary Broom with Hydraulic Angle Adjustment and HP2025 Hydraulic Power Unit - U.S. <i>Must be used with either the HP2025 or HP2134 Hydraulic Power Pack Units.</i>	12,784.00
--------	--	-----------

HYDRAULIC POWER UNITS

1000	HP2025 - Hydraulic Power Unit, 25 HP <i>Includes wiring harness to control the loader mounted implement.</i>	In Base Price
1010	HP2134 - Hydraulic Power Unit, 34 HP <i>Includes wiring harness to control the loader mounted implement.</i>	104.00
1095	Less HP2025 Hydraulic Power Unit	-6,304.00

OIL COOLER

2000	Oil Cooler for HP2025 and HP2134 Hydraulic Power Units <i>Includes high efficiency oil cooler, electric fan, bolted support, hoses, fittings and installation instructions. Recommended for application generating high heat. Not available with option Code 1095.</i>	In Base Price
2095	Less Oil Cooler	-1,660.00

ATTACHMENTS - ORDER AS DESIRED

FRONTIER PRODUCTS

Landscaping

SW2172 - 72 In. Hydraulic, 300/400 Series Carrier Loader Mount Rotary Broom with Hydraulic Angle Adjustment and HP2025 Hydraulic Power Unit - U.S.

Continued

CODE	ATTACHMENT IDENTIFIER	DESCRIPTION	SUGGESTED LIST PRICE USD (\$)
ATTACHMENTS - ORDER AS DESIRED ...Continued...			
9000		Dust Deflector: SW2172 Steel/Rubber Dust Deflector Kit	145.56
9010		Dust Suppression Kit: SW21 Dust Suppression Kit <i>Includes 60 gallon water tank, electric pump, nozzles, hoses and fittings, electrical harness with switch and installation instructions. Requires the steel/rubber dust deflector kit.</i>	1,096.23
9020		Gauge Wheel Kit: SW21 Gauge Wheel Kit <i>Includes two pairs 8 In. diameter by 3.5 In. wide solid wheels, mounting brackets and hardware.</i>	369.00
9030		Lawn Dethatching Kit: SW21 Lawn Dethatching Kit <i>Includes support components, hardware and installation instruction. Gauge wheel kit required. Compatible with dust suppression kit.</i>	360.00
9040		Additional Wiring Harness for HP2025 and HP2134 Hydraulic Power Units for Open Operator Station Tractors <i>Includes complete wiring harness from battery to switch in the console. Not available with option Code 1095.</i>	92.00
ATTACHMENTS FOR FIELD CONVERSION			
5RDF0038		Miscellaneous: Additional Wiring Harness for HP2025 and HP2134 Hydraulic Power Units for Open Operator Station Tractors <i>Includes complete wiring harness from battery to switch in the console.</i>	100.04
5RDF0036		Oil Cooler for HP2025 and HP2134 Hydraulic Power Units <i>Includes high efficiency oil cooler, electric fan, bolted support, hoses, fittings and installation instructions. Recommended for application generating high heat.</i>	1,816.59
5RDF0035		SW21 Dust Suppression Kit <i>Includes 60 gallon water tank, electric pump, nozzles, hoses and fittings, electrical harness with switch and installation instructions. Requires the steel/rubber dust deflector kit.</i>	1,149.45
5RDF0033		SW21 Gauge Wheel Kit <i>Includes two pairs 8 In. diameter by 3.5 In. wide solid wheels, mounting brackets and hardware.</i>	386.87
5RDF0034		SW21 Lawn Dethatching Kit <i>Requires gauge wheel kit, compatible with dust suppression kit.</i>	377.48
5RDF0044		SW2172 50/50 Poly/Steel Wafer Brush Replacement Kit <i>Includes required quantity of wafers to replace entire brush.</i>	683.16
5RDF0031		SW2172 Dust Deflector Kit	158.17

FRONTIER PRODUCTS

Landscaping

SW2172 - 72 In. Hydraulic, 300/400 Series Carrier Loader Mount Rotary Broom with Hydraulic Angle Adjustment and HP2025 Hydraulic Power Unit - U.S.

Continued

CODE	ATTACHMENT IDENTIFIER	DESCRIPTION	SUGGESTED LIST PRICE USD (\$)
		ATTACHMENTS FOR FIELD CONVERSION ...Continued...	
	5RDF0041	SW2172 Poly Wafer Brush Replacement Kit <i>Includes required quantity of wafers to replace entire brush.</i>	683.16
	5RDF0039	Wiring Harness for HP2025 and HP2134 Hydraulic Power Units to control Loader Mounted Attachment <i>Includes complete wiring harness from switch in the console to 3 cavities connectors for front implements.</i>	88.55

FRONTIER PRODUCTS

Landscaping

SW2172 - 72 In. Hydraulic, 300/400 Series Carrier Loader Mount Rotary Broom with Hydraulic Angle Adjustment and HP2025 Hydraulic Power Unit - U.S.

Continued

THIS PAGE IS INTENTIONALLY LEFT BLANK

FRONTIER PRODUCTS

Landscaping

SW2184 - 84 In. Hydraulic, 400 Series Carrier Loader Mount Rotary Broom with Hydraulic Angle Adjustment and HP2134 Hydraulic Power Unit - U.S.

Equipment for Base Machine

Function: Sweeping
 Working Width: 84 In. (2,133.6 mm)
 Working Width at Max Angle: 77 In. (1,955.8 mm)
 Transport Width: 96 In. (2,438.4 mm)
 Operating Weight: 920 lb. (417.3 kg.)
 Standard Bristle Material: Poly, 50/50 Steel/Poly
 Available as Replacement
 Brush Speed: 160 RPM
 Brush Diameter: 32 In. (812.8 mm)
 Angle Range: 23 degrees left or right
 Hood Thickness: 14 gauge
 Side Frame Thickness: 3/16 In. (4.8 mm)
 Parking Stands Included
 Approximate Set-Up Time: 30 Minutes
 Function: Hydraulic Power Unit
 Pressure: 2700 psi
 Flow: 16 gpm
 Reservoir Capacity: 15 gal.

System Capacity: 17 gal.
 System Features: Pressure relieve valve, filter, temperature and oil level gauge, and thermal protection switch
 Hoses, Tips, and Brackets included
 Tractor RPM: 540 RPM
 PTO Manufacturer: Comer
 Parking Stand: Standard
 Hitch Category: Category I
 Quick Hitch Compatibility: iMatch Compatible
 Approximate Set-Up Time: 120 Minutes

CODE	ATTACHMENT IDENTIFIER	DESCRIPTION	SUGGESTED LIST PRICE USD (\$)
------	-----------------------	-------------	-------------------------------

Select One Code From Each Required Category

BASE MACHINE

1593XF	SW2184 - 84 In. Hydraulic, 400 Series Carrier Loader Mount Rotary Broom with Hydraulic Angle Adjustment and HP2134 Hydraulic Power Unit - U.S. <i>Must only be used with HP2134 Hydraulic Power Pack Unit.</i>	13,504.00
--------	---	-----------

HYDRAULIC POWER UNITS

1010	HP2134 - Hydraulic Power Unit, 34 HP <i>Includes wiring harness to control the loader mounted implement.</i>	In Base Price
1095	Less HP2134 Hydraulic Power Unit	-6,412.00

OIL COOLER

2000	Oil Cooler for HP2025 and HP2134 Hydraulic Power Units <i>Includes high efficiency oil cooler, electric fan, bolted support, hoses, fittings and installation instructions. Recommended for application generating high heat. Not available with option Code 1095.</i>	In Base Price
2095	Less Oil Cooler	-1,660.00

ATTACHMENTS - ORDER AS DESIRED

9000	Dust Deflector: SW2184 Steel/Rubber Dust Deflector Kit	156.10
9010	Dust Suppression Kit: SW21 Dust Suppression Kit <i>Includes 60 gallon water tank, electric pump, nozzles, hoses and fittings, electrical harness with switch and installation instructions. Requires the steel/rubber dust deflector kit.</i>	1,096.23

FRONTIER PRODUCTS

Landscaping

SW2184 - 84 In. Hydraulic, 400 Series Carrier Loader Mount Rotary Broom with Hydraulic Angle Adjustment and HP2134 Hydraulic Power Unit - U.S.

Continued

CODE	ATTACHMENT IDENTIFIER	DESCRIPTION	SUGGESTED LIST PRICE USD (\$)
ATTACHMENTS - ORDER AS DESIRED ...Continued...			
9020		Gauge Wheel Kit: SW21 Gauge Wheel Kit <i>Includes two pairs 8 In. diameter by 3.5 In. wide solid wheels, mounting brackets and hardware.</i>	369.00
9030		Lawn Dethatching Kit: SW21 Lawn Dethatching Kit <i>Includes support components, hardware and installation instruction. Gauge wheel kit required. Compatible with dust suppression kit.</i>	360.00
9040		Additional Wiring Harness for HP2025 and HP2134 Hydraulic Power Units for Open Operator Station Tractors <i>Includes complete wiring harness from battery to switch in the console. Not available with option Code 1095.</i>	92.00
ATTACHMENTS FOR FIELD CONVERSION			
5RDF0038		Miscellaneous: Additional Wiring Harness for HP2025 and HP2134 Hydraulic Power Units for Open Operator Station Tractors <i>Includes complete wiring harness from battery to switch in the console.</i>	100.04
5RDF0037		Hydraulic Power Unit Cooler Upgrade (HP2134) <i>Includes complete cooling unit and thermal by-pass manifold. Bolted support for manifold, hoses, fittings, wiring harness and installation instructions. Only for first year power units sold together with a SB2176. Recommended for application generating high heat.</i>	2,505.58
5RDF0036		Oil Cooler for HP2025 and HP2134 Hydraulic Power Units <i>Includes high efficiency oil cooler, electric fan, bolted support, hoses, fittings and installation instructions. Recommended for application generating high heat.</i>	1,816.59
5RDF0035		SW21 Dust Suppression Kit <i>Includes 60 gallon water tank, electric pump, nozzles, hoses and fittings, electrical harness with switch and installation instructions. Requires the steel/rubber dust deflector kit.</i>	1,149.45
5RDF0033		SW21 Gauge Wheel Kit <i>Includes two pairs 8 In. diameter by 3.5 In. wide solid wheels, mounting brackets and hardware.</i>	386.87
5RDF0034		SW21 Lawn Dethatching Kit <i>Requires gauge wheel kit, compatible with dust suppression kit.</i>	377.48
5RDF0045		SW2184 50/50 Poly/Steel Wafer Brush Replacement Kit <i>Includes required quantity of wafers to replace entire brush.</i>	799.61
5RDF0032		SW2184 Dust Deflector Kit	163.68
5RDF0042		SW2184 Poly Wafer Brush Replacement Kit <i>Includes required quantity of wafers to replace entire brush.</i>	797.67

FRONTIER PRODUCTS

Landscaping

SW2184 - 84 In. Hydraulic, 400 Series Carrier Loader Mount Rotary Broom with Hydraulic Angle Adjustment and HP2134 Hydraulic Power Unit - U.S.

Continued

CODE	ATTACHMENT IDENTIFIER	DESCRIPTION	SUGGESTED LIST PRICE USD (\$)
		ATTACHMENTS FOR FIELD CONVERSION ...Continued...	
	5RDF0039	Wiring Harness for HP2025 and HP2134 Hydraulic Power Units to control Loader Mounted Attachment <i>Includes complete wiring harness from switch in the console to 3 cavities connectors for front implements.</i>	88.55

FRONTIER PRODUCTS

Landscaping

**SW2184 - 84 In. Hydraulic, 400 Series Carrier Loader Mount Rotary Broom with
Hydraulic Angle Adjustment and HP2134 Hydraulic Power Unit - U.S.**

Continued

THIS PAGE IS INTENTIONALLY LEFT BLANK

FRONTIER PRODUCTS

Landscaping

SW2160 - 60 In. Hydraulic, 300 Series Loader Mount Rotary Broom with Hydraulic Angle Adjustment and HP2025 Hydraulic Power Unit - Canada Equipment for Base Machine

Function: Sweeping
Working Width: 60 In. (1,524 mm)
Working Width at Max Angle: 55 In. (1,397 mm)
Transport Width: 72 In. (1,828.8 mm)
Operating Weight: 860 lb. (390 kg.)
Standard Bristle Material: Poly, 50/50 Steel/Poly
Available as Replacement
Brush Speed: 160 RPM
Brush Diameter: 32 In. (812.8 mm)
Angle Range: 23 degrees left or right
Hood Thickness: 14 gauge
Side Frame Thickness: 3/16 In. (4.8 mm)
Parking Stands Included
Approximate Set-Up Time: 30 Minutes
Function: Hydraulic Power Unit
Pressure: 2700 psi
Flow: 16 gpm
Reservoir Capacity: 15 gal.

System Capacity: 17 gal.
System Features: Pressure relieve valve, filter, temperature
and oil level gauge, and thermal protection switch
Hoses, Tips, and Brackets included
Tractor RPM: 540 RPM
PTO Manufacturer: Comer
Parking Stand: Standard
Hitch Category: Category I
Quick Hitch Compatibility:
iMatch Compatible
Approximate Set-Up Time: 120 Minutes

CODE	ATTACHMENT IDENTIFIER	DESCRIPTION	SUGGESTED LIST PRICE USD (\$)
------	-----------------------	-------------	-------------------------------

Select One Code From Each Required Category

BASE MACHINE

159AXF	SW2160 - 60 In. Hydraulic, 300 Series Loader Mount Rotary Broom with Hydraulic Angle Adjustment and HP2025 Hydraulic Power Unit - Canada <i>Must only be used with HP2025 Hydraulic Power Pack Unit.</i>	12,712.69
--------	---	-----------

HYDRAULIC POWER UNITS

1000	HP2025 - Hydraulic Power Unit, 25 HP <i>Includes wiring harness to control the loader mounted implement.</i>	In Base Price
1095	Less HP2025 Hydraulic Power Unit	-6,400.00

OIL COOLER

2000	Oil Cooler for HP2025 and HP2134 Hydraulic Power Units <i>Includes high efficiency oil cooler, electric fan, bolted support, hoses, fittings and installation instructions. Recommended for application generating high heat. Not available with option Code 1095.</i>	In Base Price
2095	Less Oil Cooler	-1,685.28

ATTACHMENTS - ORDER AS DESIRED

9000	Dust Deflector: SW2160 Steel/Rubber Dust Deflector Kit	138.67
9010	Dust Suppression Kit: SW21 Dust Suppression Kit <i>Includes 60 gallon water tank, electric pump, nozzles, hoses and fittings, electrical harness with switch and installation instructions. Requires the steel/rubber dust deflector kit.</i>	1,112.92

FRONTIER PRODUCTS

Landscaping

SW2160 - 60 In. Hydraulic, 300 Series Loader Mount Rotary Broom with Hydraulic Angle Adjustment and HP2025 Hydraulic Power Unit - Canada

Continued

CODE	ATTACHMENT IDENTIFIER	DESCRIPTION	SUGGESTED LIST PRICE USD (\$)
ATTACHMENTS - ORDER AS DESIRED ...Continued...			
9020		Gauge Wheel Kit: SW21 Gauge Wheel Kit <i>Includes two pairs 8 In. diameter by 3.5 In. wide solid wheels, mounting brackets and hardware.</i>	374.62
9030		Lawn Dethatching Kit: SW21 Lawn Dethatching Kit <i>Includes support components, hardware and installation instruction. Gauge wheel kit required. Compatible with dust suppression kit.</i>	365.48
9040		Additional Wiring Harness for HP2025 and HP2134 Hydraulic Power Units for Open Operator Station Tractors <i>Includes complete wiring harness from battery to switch in the console. Not available with option Code 1095.</i>	93.40
ATTACHMENTS FOR FIELD CONVERSION			
5RDF0038		Miscellaneous: Additional Wiring Harness for HP2025 and HP2134 Hydraulic Power Units for Open Operator Station Tractors <i>Includes complete wiring harness from battery to switch in the console.</i>	100.04
5RDF0036		Oil Cooler for HP2025 and HP2134 Hydraulic Power Units <i>Includes high efficiency oil cooler, electric fan, bolted support, hoses, fittings and installation instructions. Recommended for application generating high heat.</i>	1,816.59
5RDF0035		SW21 Dust Suppression Kit <i>Includes 60 gallon water tank, electric pump, nozzles, hoses and fittings, electrical harness with switch and installation instructions. Requires the steel/rubber dust deflector kit.</i>	1,149.45
5RDF0033		SW21 Gauge Wheel Kit <i>Includes two pairs 8 In. diameter by 3.5 In. wide solid wheels, mounting brackets and hardware.</i>	386.87
5RDF0034		SW21 Lawn Dethatching Kit <i>Requires gauge wheel kit, compatible with dust suppression kit.</i>	377.48
5RDF0043		SW2160 50/50 Poly/Steel Wafer Brush Replacement Kit <i>Includes required quantity of wafers to replace entire brush.</i>	578.36
5RDF0030		SW2160 Dust Deflector Kit	148.52
5RDF0040		SW2160 Poly Wafer Brush Replacement Kit <i>Includes required quantity of wafers to replace entire brush.</i>	578.36
5RDF0039		Wiring Harness for HP2025 and HP2134 Hydraulic Power Units to control Loader Mounted Attachment <i>Includes complete wiring harness from switch in the console to 3 cavities connectors for front implements.</i>	88.55

FRONTIER PRODUCTS

Landscaping

SW2172 - 72 In. Hydraulic, 300/400 Series Carrier Loader Mount Rotary Broom with Hydraulic Angle Adjustment and HP2025 Hydraulic Power Unit - Canada

Equipment for Base Machine

Function: Sweeping
 Working Width: 72 In. (1,828.8 mm)
 Working Width at Max Angle: 66 In. (1,676.4 mm)
 Transport Width: 84 In. (2,133.6 mm)
 Operating Weight: 890 lb. (403.7 kg.)
 Standard Bristle Material: Poly, 50/50 Steel/Poly
 Available as Replacement
 Brush Speed: 160 RPM
 Brush Diameter: 32 In. (812.8 mm)
 Angle Range: 23 degrees left or right
 Hood Thickness: 14 gauge
 Side Frame Thickness: 3/16 In. (4.8 mm)
 Parking Stands Included
 Approximate Set-Up Time: 30 Minutes
 Function: Hydraulic Power Unit
 Pressure: 2700 psi
 Flow: 16 gpm
 Reservoir Capacity: 15 gal.
 System Capacity: 17 gal.
 System Features: Pressure relieve valve, filter, temperature and oil level gauge, and thermal protection switch
 Hoses, Tips, and Brackets included
 Tractor RPM: 540 RPM
 PTO Manufacturer: Comer
 Parking Stand: Standard
 Hitch Category: Category I

Quick Hitch Compatibility:
 iMatch Compatible
 Approximate Set-Up Time: 120 Minutes
 Optional:
 Function: Hydraulic Power Unit
 Pressure: 2700 psi
 Flow: 16 gpm
 Reservoir Capacity: 15 gal.
 System Capacity: 17 gal.
 System Features: Pressure relieve valve, filter, temperature and oil level gauge, and thermal protection switch
 Hoses, Tips, and Brackets included
 Tractor RPM: 540 RPM
 PTO Manufacturer: Comer
 Parking Stand: Standard
 Hitch Category: Category I
 Quick Hitch Compatibility:
 iMatch Compatible
 Approximate Set-Up Time: 120 Minutes

CODE	ATTACHMENT IDENTIFIER	DESCRIPTION	SUGGESTED LIST PRICE USD (\$)
------	-----------------------	-------------	-------------------------------

Select One Code From Each Required Category

BASE MACHINE

159BXF	SW2172 - 72 In. Hydraulic, 300/400 Series Carrier Loader Mount Rotary Broom with Hydraulic Angle Adjustment and HP2025 Hydraulic Power Unit - Canada <i>Must be used with either the HP2025 or HP2134 Hydraulic Power Pack Units.</i>	12,978.68
--------	--	-----------

HYDRAULIC POWER UNITS

1000	HP2025 - Hydraulic Power Unit, 25 HP <i>Includes wiring harness to control the loader mounted implement.</i>	In Base Price
1010	HP2134 - Hydraulic Power Unit, 34 HP <i>Includes wiring harness to control the loader mounted implement.</i>	105.58
1095	Less HP2025 Hydraulic Power Unit	-6,400.00

OIL COOLER

2000	Oil Cooler for HP2025 and HP2134 Hydraulic Power Units <i>Includes high efficiency oil cooler, electric fan, bolted support, hoses, fittings and installation instructions. Recommended for application generating high heat. Not available with option Code 1095.</i>	In Base Price
2095	Less Oil Cooler	-1,685.28

ATTACHMENTS - ORDER AS DESIRED

FRONTIER PRODUCTS

Landscaping

SW2172 - 72 In. Hydraulic, 300/400 Series Carrier Loader Mount Rotary Broom with Hydraulic Angle Adjustment and HP2025 Hydraulic Power Unit - Canada

Continued

CODE	ATTACHMENT IDENTIFIER	DESCRIPTION	SUGGESTED LIST PRICE USD (\$)
ATTACHMENTS - ORDER AS DESIRED ...Continued...			
9000		Dust Deflector: SW2172 Steel/Rubber Dust Deflector Kit	147.78
9010		Dust Suppression Kit: SW21 Dust Suppression Kit <i>Includes 60 gallon water tank, electric pump, nozzles, hoses and fittings, electrical harness with switch and installation instructions. Requires the steel/rubber dust deflector kit.</i>	1,112.92
9020		Gauge Wheel Kit: SW21 Gauge Wheel Kit <i>Includes two pairs 8 In. diameter by 3.5 In. wide solid wheels, mounting brackets and hardware.</i>	374.62
9030		Lawn Dethatching Kit: SW21 Lawn Dethatching Kit <i>Includes support components, hardware and installation instruction. Gauge wheel kit required. Compatible with dust suppression kit.</i>	365.48
9040		Additional Wiring Harness for HP2025 and HP2134 Hydraulic Power Units for Open Operator Station Tractors <i>Includes complete wiring harness from battery to switch in the console. Not available with option Code 1095.</i>	93.40
ATTACHMENTS FOR FIELD CONVERSION			
5RDF0038		Miscellaneous: Additional Wiring Harness for HP2025 and HP2134 Hydraulic Power Units for Open Operator Station Tractors <i>Includes complete wiring harness from battery to switch in the console.</i>	100.04
5RDF0036		Oil Cooler for HP2025 and HP2134 Hydraulic Power Units <i>Includes high efficiency oil cooler, electric fan, bolted support, hoses, fittings and installation instructions. Recommended for application generating high heat.</i>	1,816.59
5RDF0035		SW21 Dust Suppression Kit <i>Includes 60 gallon water tank, electric pump, nozzles, hoses and fittings, electrical harness with switch and installation instructions. Requires the steel/rubber dust deflector kit.</i>	1,149.45
5RDF0033		SW21 Gauge Wheel Kit <i>Includes two pairs 8 In. diameter by 3.5 In. wide solid wheels, mounting brackets and hardware.</i>	386.87
5RDF0034		SW21 Lawn Dethatching Kit <i>Requires gauge wheel kit, compatible with dust suppression kit.</i>	377.48
5RDF0044		SW2172 50/50 Poly/Steel Wafer Brush Replacement Kit <i>Includes required quantity of wafers to replace entire brush.</i>	683.16
5RDF0031		SW2172 Dust Deflector Kit	158.17

FRONTIER PRODUCTS

Landscaping

SW2172 - 72 In. Hydraulic, 300/400 Series Carrier Loader Mount Rotary Broom with Hydraulic Angle Adjustment and HP2025 Hydraulic Power Unit - Canada

Continued

CODE	ATTACHMENT IDENTIFIER	DESCRIPTION	SUGGESTED LIST PRICE USD (\$)
		ATTACHMENTS FOR FIELD CONVERSION ...Continued...	
	5RDF0041	SW2172 Poly Wafer Brush Replacement Kit <i>Includes required quantity of wafers to replace entire brush.</i>	683.16
	5RDF0039	Wiring Harness for HP2025 and HP2134 Hydraulic Power Units to control Loader Mounted Attachment <i>Includes complete wiring harness from switch in the console to 3 cavities connectors for front implements.</i>	88.55

FRONTIER PRODUCTS

Landscaping

**SW2172 - 72 In. Hydraulic, 300/400 Series Carrier Loader Mount Rotary Broom with
Hydraulic Angle Adjustment and HP2025 Hydraulic Power Unit - Canada**

Continued

THIS PAGE IS INTENTIONALLY LEFT BLANK

FRONTIER PRODUCTS

Landscaping

SW2184 - 84 In. Hydraulic, 400 Series Carrier Loader Mount Rotary Broom with Hydraulic Angle Adjustment and HP2143 Hydraulic Power Unit - Canada

Equipment for Base Machine

Function: Sweeping
Working Width: 84 In. (2,133.6 mm)
Working Width at Max Angle: 77 In. (1,955.8 mm)
Transport Width: 96 In. (2,438.4 mm)
Operating Weight: 920 lb. (417.3 kg.)
Standard Bristle Material: Poly, 50/50 Steel/Poly
Available as Replacement
Brush Speed: 160 RPM
Brush Diameter: 32 In. (812.8 mm)
Angle Range: 23 degrees left or right
Hood Thickness: 14 gauge
Side Frame Thickness: 3/16 In. (4.8 mm)
Parking Stands Included
Approximate Set-Up Time: 30 Minutes
Function: Hydraulic Power Unit
Pressure: 2700 psi
Flow: 16 gpm
Reservoir Capacity: 15 gal.

System Capacity: 17 gal.
System Features: Pressure relieve valve, filter, temperature and oil level gauge, and thermal protection switch
Hoses, Tips, and Brackets included
Tractor RPM: 540 RPM
PTO Manufacturer: Comer
Parking Stand: Standard
Hitch Category: Category I
Quick Hitch Compatibility: iMatch Compatible
Approximate Set-Up Time: 120 Minutes

CODE	ATTACHMENT IDENTIFIER	DESCRIPTION	SUGGESTED LIST PRICE USD (\$)
------	-----------------------	-------------	-------------------------------

Select One Code From Each Required Category

BASE MACHINE

159CXF	SW2184 - 84 In. Hydraulic, 400 Series Carrier Loader Mount Rotary Broom with Hydraulic Angle Adjustment and HP2143 Hydraulic Power Unit - Canada <i>Must only be used with HP2134 Hydraulic Power Pack Unit.</i>	13,709.64
--------	---	-----------

HYDRAULIC POWER UNITS

1010	HP2134 - Hydraulic Power Unit, 34 HP <i>Includes wiring harness to control the loader mounted implement.</i>	In Base Price
1095	Less HP2134 Hydraulic Power Unit	-6,509.64

OIL COOLER

2000	Oil Cooler for HP2025 and HP2134 Hydraulic Power Units <i>Includes high efficiency oil cooler, electric fan, bolted support, hoses, fittings and installation instructions. Recommended for application generating high heat. Not available with option Code 1095.</i>	In Base Price
2095	Less Oil Cooler	-1,685.28

ATTACHMENTS - ORDER AS DESIRED

9000	Dust Deflector: SW2184 Steel/Rubber Dust Deflector Kit	158.48
9010	Dust Suppression Kit: SW21 Dust Suppression Kit <i>Includes 60 gallon water tank, electric pump, nozzles, hoses and fittings, electrical harness with switch and installation instructions. Requires the steel/rubber dust deflector kit.</i>	1,112.92

FRONTIER PRODUCTS

Landscaping

SW2184 - 84 In. Hydraulic, 400 Series Carrier Loader Mount Rotary Broom with Hydraulic Angle Adjustment and HP2143 Hydraulic Power Unit - Canada

Continued

CODE	ATTACHMENT IDENTIFIER	DESCRIPTION	SUGGESTED LIST PRICE USD (\$)
ATTACHMENTS - ORDER AS DESIRED ...Continued...			
9020		Gauge Wheel Kit: SW21 Gauge Wheel Kit <i>Includes two pairs 8 In. diameter by 3.5 In. wide solid wheels, mounting brackets and hardware.</i>	374.62
9030		Lawn Dethatching Kit: SW21 Lawn Dethatching Kit <i>Includes support components, hardware and installation instruction. Gauge wheel kit required. Compatible with dust suppression kit.</i>	365.48
9040		Additional Wiring Harness for HP2025 and HP2134 Hydraulic Power Units for Open Operator Station Tractors <i>Includes complete wiring harness from battery to switch in the console. Not available with option Code 1095.</i>	93.40
ATTACHMENTS FOR FIELD CONVERSION			
5RDF0038		Miscellaneous: Additional Wiring Harness for HP2025 and HP2134 Hydraulic Power Units for Open Operator Station Tractors <i>Includes complete wiring harness from battery to switch in the console.</i>	100.04
5RDF0037		Hydraulic Power Unit Cooler Upgrade (HP2134) <i>Includes complete cooling unit and thermal by-pass manifold. Bolted support for manifold, hoses, fittings, wiring harness and installation instructions. Only for first year power units sold together with a SB2176. Recommended for application generating high heat.</i>	2,505.58
5RDF0036		Oil Cooler for HP2025 and HP2134 Hydraulic Power Units <i>Includes high efficiency oil cooler, electric fan, bolted support, hoses, fittings and installation instructions. Recommended for application generating high heat.</i>	1,816.59
5RDF0035		SW21 Dust Suppression Kit <i>Includes 60 gallon water tank, electric pump, nozzles, hoses and fittings, electrical harness with switch and installation instructions. Requires the steel/rubber dust deflector kit.</i>	1,149.45
5RDF0033		SW21 Gauge Wheel Kit <i>Includes two pairs 8 In. diameter by 3.5 In. wide solid wheels, mounting brackets and hardware.</i>	386.87
5RDF0034		SW21 Lawn Dethatching Kit <i>Requires gauge wheel kit, compatible with dust suppression kit.</i>	377.48
5RDF0045		SW2184 50/50 Poly/Steel Wafer Brush Replacement Kit <i>Includes required quantity of wafers to replace entire brush.</i>	799.61
5RDF0032		SW2184 Dust Deflector Kit	163.68
5RDF0042		SW2184 Poly Wafer Brush Replacement Kit <i>Includes required quantity of wafers to replace entire brush.</i>	797.67

FRONTIER PRODUCTS

Landscaping

SW2184 - 84 In. Hydraulic, 400 Series Carrier Loader Mount Rotary Broom with Hydraulic Angle Adjustment and HP2143 Hydraulic Power Unit - Canada

Continued

CODE	ATTACHMENT IDENTIFIER	DESCRIPTION	SUGGESTED LIST PRICE USD (\$)
		ATTACHMENTS FOR FIELD CONVERSION ...Continued...	
	5RDF0039	Wiring Harness for HP2025 and HP2134 Hydraulic Power Units to control Loader Mounted Attachment <i>Includes complete wiring harness from switch in the console to 3 cavities connectors for front implements.</i>	88.55

FRONTIER PRODUCTS

Landscaping

**SW2184 - 84 In. Hydraulic, 400 Series Carrier Loader Mount Rotary Broom with
Hydraulic Angle Adjustment and HP2143 Hydraulic Power Unit - Canada**

Continued

THIS PAGE IS INTENTIONALLY LEFT BLANK

FRONTIER PRODUCTS

Landscaping

RT1142 - 42 In. Standard Duty Rotary Tiller Equipment for Base Machine

Working Width:
42 In. (1,066.8 mm)
Tractor PTO Speed: 540 RPM
Tractor PTO HP (Minimum): 10 HP (7.5 kW)
Tractor PTO HP (Minimum): 25 HP (18.6 kW)
Blade Shape: C
Skid Shoes: Adjustable
Rear Door Support: Chain
Parking Stand Included
Gearbox Speed: Single
Rotor Speed: 254 RPM
Rotor Flanges: 5
Drive Chain: ASA 80
Blades/Rotor: 4
Adjustable Offset:
4 In. (101.6 mm)

Max Working Depth:
6.3 In. (160 mm)
Outside to Outside Width:
46 In. (1,168.4 mm)
Driveline Protection: Shear Bolt
Tillage Depth Control: Skid Shoes
Hitch:
Category I, iMatch Compatible
Frame: Heavy Duty Single Layer

CODE	ATTACHMENT IDENTIFIER	DESCRIPTION	SUGGESTED LIST PRICE USD (\$)
------	-----------------------	-------------	-------------------------------

Select One Code From Each Required Category

BASE MACHINE

1357XF	RT1142 - 42 In. Standard Duty Rotary Tiller	2,208.00
--------	---	----------

ATTACHMENTS FOR FIELD CONVERSION

5MHF20020375	Miscellaneous: French Kit - For RT1142, RT1149, RT1157, RT1165. and RT1265 <i>Includes Operators Manual, Parts Catalog, and Safety Decals.</i>	32.30
--------------	---	-------

FRONTIER PRODUCTS

Landscaping

RT1142 - 42 In. Standard Duty Rotary Tiller
Continued

THIS PAGE IS INTENTIONALLY LEFT BLANK

FRONTIER PRODUCTS

Landscaping

RT1149 - 49 In. Standard Duty Rotary Tiller Equipment for Base Machine

Working Width:
49 In. (1,244.6 mm)
Tractor PTO Speed: 540 RPM
Tractor PTO HP (Minimum): 20 HP (14.9 kW)
Tractor PTO HP (Minimum): 25 HP (18.6 kW)
Blade Shape: C
Skid Shoes: Adjustable
Rear Door Support: Chain
Parking Stand Included
Gearbox Speed: Single
Rotor Speed: 208 RPM
Rotor Flanges: 6
Drive Chain: ASA 80
Blades/Rotor: 4
Adjustable Offset:
8 In. (203.2 mm)

Max Working Depth:
6.3 In. (160 mm)
Outside to Outside Width:
54 In. (1,371.6 mm)
Driveline Protection: Friction Clutch
Tillage Depth Control: Skid Shoes
Hitch:
Category I, iMatch Compatible
Frame: Heavy Duty Single Layer

CODE	ATTACHMENT IDENTIFIER	DESCRIPTION	SUGGESTED LIST PRICE USD (\$)
------	-----------------------	-------------	-------------------------------

Select One Code From Each Required Category

BASE MACHINE

1358XF	RT1149 - 49 In. Standard Duty Rotary Tiller	2,358.00
--------	---	----------

ATTACHMENTS FOR FIELD CONVERSION

5MHF20020375	Miscellaneous: French Kit - For RT1142, RT1149, RT1157, RT1165. and RT1265 <i>Includes Operators Manual, Parts Catalog, and Safety Decals.</i>	32.30
--------------	---	-------

FRONTIER PRODUCTS

Landscaping

RT1149 - 49 In. Standard Duty Rotary Tiller
Continued

THIS PAGE IS INTENTIONALLY LEFT BLANK

FRONTIER PRODUCTS

Landscaping

RT1157 - 57 In. Standard Duty Rotary Tiller Equipment for Base Machine

Working Width:	7.0 In. (177.8 mm)
57 In. (1,447.8 mm)	Outside to Outside Width:
Tractor PTO Speed: 540 RPM	62 In. (1,574.8 mm)
Tractor PTO HP (Minimum): 25 HP (18.6 kW)	Driveline Protection: Friction Clutch
Tractor PTO HP (Maximum): 40 HP (29.8 kW)	Tillage Depth Control: Skid Shoes
Blade Shape: C	Hitch:
Skid Shoes: Adjustable	Category I or II, iMatch and
Rear Door Support: Chain	Quick Coupler Compatible
Parking Stand Included	Frame:
Gearbox Speed: Single	Heavy Duty and Bent Frame with
Rotor Speed: 208 RPM	Extra Thickness Above Rotor
Rotor Flanges: 7	
Drive Chain: ASA 80	
Blades/Rotor: 6	
Adjustable Offset:	
19 In. (482.6 mm)	
Max Working Depth:	

CODE	ATTACHMENT IDENTIFIER	DESCRIPTION	SUGGESTED LIST PRICE USD (\$)
------	-----------------------	-------------	-------------------------------

Select One Code From Each Required Category

BASE MACHINE

1359XF	RT1157 - 57 In. Standard Duty Rotary Tiller	2,920.00
--------	---	----------

ATTACHMENTS FOR FIELD CONVERSION

5MHF20020375	Miscellaneous: French Kit - For RT1142, RT1149, RT1157, RT1165. and RT1265 <i>Includes Operators Manual, Parts Catalog, and Safety Decals.</i>	32.30
--------------	---	-------

FRONTIER PRODUCTS

Landscaping

RT1157 - 57 In. Standard Duty Rotary Tiller

Continued

THIS PAGE IS INTENTIONALLY LEFT BLANK

FRONTIER PRODUCTS

Landscaping

RT1165 - 65 In. Standard Duty Rotary Tiller Equipment for Base Machine

Working Width:	7.0 In. (177.8 mm)
65 In. (1,651 mm)	Outside to Outside Width:
Tractor PTO Speed: 540 RPM	70 In. (1,778 mm)
Tractor PTO HP (Minimum): 30 HP (22.4 kW)	Driveline Protection: Friction Clutch
Tractor PTO HP (Maximum): 40 HP (29.8 kW)	Tillage Depth Control: Skid Shoes
Blade Shape: C	Hitch:
Skid Shoes: Adjustable	Category I or II, iMatch and
Rear Door Support: Chain	Quick Coupler Compatible
Parking Stand Included	Frame:
Gearbox Speed: Single	Heavy Duty and Bent Frame with
Rotor Speed: 208 RPM	Extra Thickness Above Rotor
Rotor Flanges: 8	
Drive Chain: ASA 80	
Blades/Rotor: 6	
Adjustable Offset:	
23 In. (584.2 mm)	
Max Working Depth:	

CODE	ATTACHMENT IDENTIFIER	DESCRIPTION	SUGGESTED LIST PRICE USD (\$)
------	-----------------------	-------------	-------------------------------

Select One Code From Each Required Category

BASE MACHINE

135AXF	RT1165 - 65 In. Standard Duty Rotary Tiller	3,465.00
--------	---	----------

ATTACHMENTS FOR FIELD CONVERSION

5MHF20020375	Miscellaneous: French Kit - For RT1142, RT1149, RT1157, RT1165. and RT1265 <i>Includes Operators Manual, Parts Catalog, and Safety Decals.</i>	32.30
--------------	---	-------

FRONTIER PRODUCTS

Landscaping

RT1165 - 65 In. Standard Duty Rotary Tiller
Continued

THIS PAGE IS INTENTIONALLY LEFT BLANK

FRONTIER PRODUCTS

Landscaping

RT1173 - 73 In. Standard Duty Rotary Tiller Equipment for Base Machine

Working Width:	8.7 In. (221 mm)
73 In. (1,854.2 mm)	Outside to Outside Width:
Tractor PTO Speed: 540 RPM	78 In. (1,981.2 mm)
Tractor PTO HP (Minimum): 45 HP (33.6 kW)	Driveline Protection: Friction Clutch
Tractor PTO HP (Maximum): 60 HP (44.7 kW)	Tillage Depth Control: Skid Shoes
Blade Shape: C	Hitch:
Skid Shoes: Adjustable	Category II, Quick Coupler Compatible
Rear Door Support: Chain	Frame:
Parking Stand Included	Heavy Duty and Bent Frame with
Gearbox Speed: Single	Extra Thickness Above Rotor
Rotor Speed: 228 RPM	
Rotor Flanges: 10	
Drive Chain: ASA 100	
Blades/Rotor: 6	
Adjustable Lower Hitches	
Max Working Depth:	

CODE	ATTACHMENT IDENTIFIER	DESCRIPTION	SUGGESTED LIST PRICE USD (\$)
------	-----------------------	-------------	-------------------------------

Select One Code From Each Required Category

BASE MACHINE

135BXF	RT1173 - 73 In. Standard Duty Rotary Tiller	4,426.00
--------	---	----------

ATTACHMENTS FOR FIELD CONVERSION

MHF20020376	Miscellaneous: French Kit - For RT1173, RT1181, RT2283, RT2283C, RT1273, and RT2293 <i>Includes Operators Manual, Parts Catalog, and Safety Decals.</i>	45.04
-------------	--	-------

FRONTIER PRODUCTS

Landscaping

RT1173 - 73 In. Standard Duty Rotary Tiller
Continued

THIS PAGE IS INTENTIONALLY LEFT BLANK

FRONTIER PRODUCTS

Landscaping

RT1181 - 81 In. Standard Duty Rotary Tiller Equipment for Base Machine

Working Width:
81 In. (2,057.4 mm)
Tractor PTO Speed: 540 RPM
Tractor PTO HP (Minimum): 50 HP (37.3 kW)
Tractor PTO HP (Maximum): 60 HP (44.7kW)
Blade Shape: C
Skid Shoes: Adjustable
Parking Stand Included
Gearbox Speed: Single
Rotor Speed: 228 RPM
Rotor Flanges: 11
Drive Chain: 100 ASA
Blades/Rotor: 6
Rear Door Support: Chain

Max Working Depth:
7.9 In. (200.7 mm)
Outside to Outside Width:
86 In. (2,184.4 mm)
Driveline Protection: Friction Disc
Tillage Depth Control: Skid Shoes
Hitch:
Category II, Quick Coupler Compatible

CODE	ATTACHMENT IDENTIFIER	DESCRIPTION	SUGGESTED LIST PRICE USD (\$)
------	-----------------------	-------------	-------------------------------

Select One Code From Each Required Category

BASE MACHINE

135CXF	RT1181 - 81 In. Standard Duty Rotary Tiller	4,896.00
--------	---	----------

ATTACHMENTS FOR FIELD CONVERSION

MHF20020376	Miscellaneous: French Kit - For RT1173, RT1181, RT2283, RT2283C, RT1273, and RT2293 <i>Includes Operators Manual, Parts Catalog, and Safety Decals.</i>	45.04
-------------	--	-------

FRONTIER PRODUCTS

Landscaping

RT1181 - 81 In. Standard Duty Rotary Tiller
Continued

THIS PAGE IS INTENTIONALLY LEFT BLANK

FRONTIER PRODUCTS

Landscaping

RT1265 - 65 In. Medium Duty Rotary Tiller Equipment for Base Machine

Working Width:
65 In. (165 cm)
Tractor PTO Speed: 540 RPM
Tractor PTO HP (Minimum):
30 HP (22 kW)
Tractor PTO HP (Maximum):
60 HP (44 kW)
Blade Shape: L
Skid Shoes: Adjustable
Rear Door Support: Chain
Parking Stand Included
Gearbox Speed: Single
Rotor Speed: 208 RPM
Rotor Flanges: 8
Blades/Rotor: 6
Max Working Depth:

7.9 In. (20 cm)
Outside to Outside Width:
70 In. (178 cm)
Driveline Protection: Friction Clutch
Tillage Depth Control: Skid Shoes
Hitch: Category I or II, iMatch
and Quick Coupler Compatible
Frame:
Heavy Duty and Bent Frame with
Extra Thickness Above Rotor

CODE	ATTACHMENT IDENTIFIER	DESCRIPTION	SUGGESTED LIST PRICE USD (\$)
------	--------------------------	-------------	-------------------------------------

Select One Code From Each Required Category

BASE MACHINE

136AXF	RT1265 - 65 In. Medium Duty Rotary Tiller <i>Skid shoes in base. No Roller Option.</i>	3,916.00
--------	---	----------

ATTACHMENTS FOR FIELD CONVERSION

5MHF20020375	Miscellaneous: French Kit - For RT1142, RT1149, RT1157, RT1165. and RT1265 <i>Includes Operators Manual, Parts Catalog, and Safety Decals.</i>	32.30
--------------	---	-------

FRONTIER PRODUCTS

Landscaping

RT1265 - 65 In. Medium Duty Rotary Tiller
Continued

THIS PAGE IS INTENTIONALLY LEFT BLANK

FRONTIER PRODUCTS

Landscaping

RT1273 - 73 In. Medium Duty Rotary Tiller Equipment for Base Machine

Working Width:
73 In. (185 cm)
Tractor PTO speed: 540 RPM
Tractor PTO HP (Minimum):
30 HP (22 kW)
Tractor PTO HP (Maximum):
80 HP (59 kW)
Blade Shape: L
Skid Shoes: Adjustable
Side Drive: Gear
Rear Door Support: Chain
Parking Stand Included
Gearbox Speed: Single
Rotor Speed: 213 RPM
Rotor Flanges: 8
Blades/Rotor: 6
Adjustable Lower Hitches
Max Working Depth:
8.7 In. (22 cm)

Outside to Outside Width:
77 In. (196 cm)
Driveline Protection:
Friction Clutch
Tillage Depth Control:
Skid Shoes
Hitch: Category II,
Quick Coupler Compatible
Frame:
Double-Wall Frame Construction
Above Rotor for Strength and
Rock Protection

CODE	ATTACHMENT IDENTIFIER	DESCRIPTION	SUGGESTED LIST PRICE USD (\$)
------	--------------------------	-------------	-------------------------------------

Select One Code From Each Required Category

BASE MACHINE

136BXF	RT1273 - 73 In. Medium Duty Rotary Tiller <i>Skid shoes in base. No Roller Option.</i>	6,295.00
--------	---	----------

ATTACHMENTS FOR FIELD CONVERSION

MHF20020376	Miscellaneous: French Kit - For RT1173, RT1181, RT2283, RT2283C, RT1273, and RT2293 <i>Includes Operators Manual, Parts Catalog, and Safety Decals.</i>	45.04
-------------	--	-------

FRONTIER PRODUCTS

Landscaping

RT1273 - 73 In. Medium Duty Rotary Tiller
Continued

THIS PAGE IS INTENTIONALLY LEFT BLANK

FRONTIER PRODUCTS

Landscaping

RT2283 - 83 In. Medium Duty Rotary Tiller Equipment for Base Machine

Working Width: 83 In. (210 cm)	10.6 In. (27 cm)
Tractor PTO Speed: 540 RPM	Outside to Outside Width: 88 In. (224 cm)
Tractor PTO HP (Minimum): 60 HP (44kW)	Driveline Protection: Friction Clutch
Tractor PTO HP (Maximum): 100 HP (74 kW)	Tillage Depth Control: Skid Shoes, Cage Roller Optional
Blade Shape: L	Hitch: Category II, Quick Coupler Compatible
Skid Shoes: Adjustable	Frame: Double-Wall Frame Construction
Side Drive: Gear	Above Rotor for Strength and Rock Protection
Rear Door Support: Chain	
Parking Stand Included	
Gearbox Speed: Multi	
Rotor Speed: 140-714-215 (Factory Setting)-266 RPM	
Rotor Flanges: 9	
Blades/Rotor: 6	
Adjustable Lower Hitches	
Max Working Depth:	

CODE	ATTACHMENT IDENTIFIER	DESCRIPTION	SUGGESTED LIST PRICE USD (\$)
------	--------------------------	-------------	-------------------------------------

Select One Code From Each Required Category

BASE MACHINE

1671XF	RT2283 - 83 In. Medium Duty Rotary Tiller <i>Skid shoes in base. Roller Optional.</i>	8,171.00
--------	--	----------

TILLAGE DEPTH CONTROL

1000	Skid Shoe	In Base Price
1010	Cage Roller Manual Adjustment	1,907.00
1020	Cage Roller Hydraulic Adjustment	2,106.00

ATTACHMENTS - ORDER AS DESIRED

8000	Right Disc <i>For RT22, RT23, and RC22 Series. Also for RT310R.</i>	756.00
8010	Left Disc <i>For RT22, RT23, and RC22 Series. Also for RT310R.</i>	756.00

ATTACHMENTS FOR FIELD CONVERSION

MHF20020376	Miscellaneous: French Kit - For RT1173, RT1181, RT2283, RT2283C, RT1273, and RT2293 <i>Includes Operators Manual, Parts Catalog, and Safety Decals.</i>	45.04
5MH99500264	Left Disc (RT22, RT23, RC22 Series and Also RT1310R)	756.00
5MH99500263	Right Disc (RT22, RT23, RC22 Series and Also RT1310R)	756.00

FRONTIER PRODUCTS

Landscaping

RT2283 - 83 In. Medium Duty Rotary Tiller
Continued

THIS PAGE IS INTENTIONALLY LEFT BLANK

FRONTIER PRODUCTS

Landscaping

RT2293 - 93 In. Medium Duty Rotary Tiller Equipment for Base Machine

Working Width:	10.6 In. (27 cm)
93 In. (235 cm)	Outside to Outside Width:
Tractor PTO Speed: 540 RPM	98 In. (249 cm)
Tractor PTO HP (Minimum):	Driveline Protection: Friction Clutch
70 HP (52 kW)	Tillage Depth Control: Skid Shoes,
Tractor PTO HP (Maximum):	Cage Roller Optional
100 HP (74 kW)	Hitch: Category II,
Blade Shape: L	Quick Coupler Compatible
Skid Shoes: Adjustable	Frame:
Side Drive: Gear	Double-Wall Frame Construction
Rear Door Support: Chain	Above Rotor for Strength and
Parking Stand Included	Rock Protection
Gearbox Speed: Multi	
Rotor Speed: 140-174-215	
(Factory Setting)-266 RPM	
Rotor Flanges: 10	
Blades/Rotor: 6	
Adjustable Lower Hitches	
Max Working Depth:	

CODE	ATTACHMENT IDENTIFIER	DESCRIPTION	SUGGESTED LIST PRICE USD (\$)
------	-----------------------	-------------	-------------------------------

Select One Code From Each Required Category

BASE MACHINE

1672XF	RT2293 - 93 In. Medium Duty Rotary Tiller <i>Skid shoes in base. Roller Optional.</i>	8,496.00
--------	--	----------

TILLAGE DEPTH CONTROL

1000	Skid Shoe	In Base Price
1010	Cage Roller Manual Adjustment	2,240.00
1020	Cage Roller Hydraulic Adjustment	2,439.00

ATTACHMENTS - ORDER AS DESIRED

8000	Right Disc <i>For RT22, RT23, and RC22 Series. Also for RT310R.</i>	756.00
8010	Left Disc <i>For RT22, RT23, and RC22 Series. Also for RT310R.</i>	756.00

ATTACHMENTS FOR FIELD CONVERSION

MHF20020376	Miscellaneous: French Kit - For RT1173, RT1181, RT2283, RT2283C, RT1273, and RT2293 <i>Includes Operators Manual, Parts Catalog, and Safety Decals.</i>	45.04
5MH99500264	Left Disc (RT22, RT23, RC22 Series and Also RT1310R)	756.00
5MH99500263	Right Disc (RT22, RT23, RC22 Series and Also RT1310R)	756.00

FRONTIER PRODUCTS

Landscaping

RT2293 - 93 In. Medium Duty Rotary Tiller
Continued

THIS PAGE IS INTENTIONALLY LEFT BLANK

FRONTIER PRODUCTS

Landscaping

RT2383 - 82 In. Heavy Duty Rotary Tiller Equipment for Base Machine

Working Width:	10.6 In. (27 cm)
82 In. (208 cm)	Outside to Outside Width:
Tractor PTO Speed: 540 RPM	88 In. (224 cm)
Tractor PTO HP (Minimum):	Driveline Protection: Friction Clutch
60 HP (44 kW)	Tillage Depth Control: Skid Shoes,
Tractor PTO HP (Maximum):	Cage Roller Optional
130 HP (96 kW)	Hitch: Category II,
Blade Shape: L	Quick Coupler Compatible
Skid Shoes: Adjustable	Frame:
Side Drive: Gear	Double-Wall Frame Construction
Rear Door Support:	Above Rotor for Strength and
Metal Rod with Double Spring	Rock Protection
Parking Stand Included	
Gearbox Speed: Multi	
Rotor Speed:	
175-214-262 (Factory Setting)-143 RPM	
Rotor Flanges: 9	
Blades/Rotor: 6	
Max Working Depth:	

CODE	ATTACHMENT IDENTIFIER	DESCRIPTION	SUGGESTED LIST PRICE USD (\$)
------	-----------------------	-------------	-------------------------------

Select One Code From Each Required Category

BASE MACHINE

1683XF	RT2383 - 82 In. Heavy Duty Rotary Tiller	9,318.00
--------	--	----------

TILLAGE DEPTH CONTROL

1000	Skid Shoe	In Base Price
1010	Cage Roller Manual Adjustment	1,907.00
1020	Cage Roller Hydraulic Adjustment	2,106.00

ATTACHMENTS - ORDER AS DESIRED

8000	Right Disc <i>For RT22, RT23, and RC22 Series. Also for RT310R.</i>	756.00
8010	Left Disc <i>For RT22, RT23, and RC22 Series. Also for RT310R.</i>	756.00

ATTACHMENTS FOR FIELD CONVERSION

MHF20020454	Miscellaneous: French Kit - For RT2308, RT2383, and RT2310 <i>Includes Operators Manual, Parts Catalog, and Safety Decals.</i>	45.04
5MH99500264	Left Disc (RT22, RT23, RC22 Series and Also RT1310R)	756.00
5MH99500263	Right Disc (RT22, RT23, RC22 Series and Also RT1310R)	756.00

FRONTIER PRODUCTS

Landscaping

RT2383 - 82 In. Heavy Duty Rotary Tiller
Continued

THIS PAGE IS INTENTIONALLY LEFT BLANK

FRONTIER PRODUCTS

Landscaping

RT2308 - 102 In. Heavy Duty Rotary Tiller Equipment for Base Machine

Working Width:	10.6 In. (27 cm)
102 In. (260 cm)	Outside to Outside Width:
Tractor PTO Speed: 540 RPM	108 In. (274 cm)
Tractor PTO HP (Minimum):	Driveline Protection: Friction Clutch
80 HP (59 kW)	Tillage Depth Control: Skid Shoes,
Tractor PTO HP (Maximum):	Cage Roller Optional
130 HP (96 kW)	Hitch: Category II,
Blade Shape: L	Quick Coupler Compatible
Skid Shoes: Adjustable	Frame:
Side Drive: Gear	Double-Wall Frame Construction
Rear Door Support:	Above Rotor for Strength and
Metal Rod with Double Spring	Rock Protection
Parking Stand Included	
Gearbox Speed: Multi	
Rotor Speed: 175-214-262	
(Factory Setting)-143 RPM	
Rotor Flanges: 11	
Blades/Rotor: 6	
Max Working Depth:	

CODE	ATTACHMENT IDENTIFIER	DESCRIPTION	SUGGESTED LIST PRICE USD (\$)
------	-----------------------	-------------	-------------------------------

Select One Code From Each Required Category

BASE MACHINE

1681XF	RT2308 - 102 In. Heavy Duty Rotary Tiller <i>Skid shoes in base. Roller Optional.</i>	10,362.00
--------	--	-----------

TILLAGE DEPTH CONTROL

1000	Skid Shoe	In Base Price
1010	Cage Roller Manual Adjustment	2,240.00
1020	Cage Roller Hydraulic Adjustment	2,439.00

ATTACHMENTS - ORDER AS DESIRED

8000	Right Disc <i>For RT22, RT23, and RC22 Series. Also for RT310R.</i>	756.00
8010	Left Disc <i>For RT22, RT23, and RC22 Series. Also for RT310R.</i>	756.00
8020	Rotor Flange Reinforcement Kit	740.00

ATTACHMENTS FOR FIELD CONVERSION

MHF20020454	Miscellaneous: French Kit - For RT2308, RT2383, and RT2310 <i>Includes Operators Manual, Parts Catalog, and Safety Decals.</i>	45.04
5MH99500264	Left Disc (RT22, RT23, RC22 Series and Also RT1310R)	756.00
5MH99500263	Right Disc (RT22, RT23, RC22 Series and Also RT1310R)	756.00

FRONTIER PRODUCTS

Landscaping

RT2308 - 102 In. Heavy Duty Rotary Tiller Continued

CODE	ATTACHMENT IDENTIFIER	DESCRIPTION	SUGGESTED LIST PRICE USD (\$)
ATTACHMENTS FOR FIELD CONVERSION ...Continued...			
	5MH99525575	Rotor Flange Reinforcement Kit (RT2308)	740.00

FRONTIER PRODUCTS

Landscaping

RT2310 - 121 In. Heavy Duty Rotary Tiller Equipment for Base Machine

Working Width:	10.6 In. (27 cm)
121 In. (310 cm)	Outside to Outside Width:
Tractor PTO Speed: 540 RPM	128 In. (325 cm)
Tractor PTO HP (Minimum):	Driveline Protection: Friction Clutch
100 HP (75 kW)	Tillage Depth Control: Skid Shoes,
Tractor PTO HP (Maximum):	Cage Roller Optional
130 HP (96 kW)	Hitch: Category II,
Blade Shape: L	Quick Coupler Compatible
Skid Shoes: Adjustable	Frame:
Side Drive: Gear	Double-Wall Frame Construction
Rear Door Support:	Above Rotor for Strength and
Metal Rod with Double Spring	Rock Protection
Parking Stand Included	
Gearbox Speed: Multi	
Rotor Speed: 175-214-262	
(Factory Setting)-143 RPM	
Rotor Flanges: 13	
Blades/Rotor: 6	
Max Working Depth:	

CODE	ATTACHMENT IDENTIFIER	DESCRIPTION	SUGGESTED LIST PRICE USD (\$)
------	-----------------------	-------------	-------------------------------

Select One Code From Each Required Category

BASE MACHINE

1682XF	RT2310 - 121 In. Heavy Duty Rotary Tiller <i>Skid shoes in base. Roller Optional.</i>	11,730.00
--------	--	-----------

TILLAGE DEPTH CONTROL

1000	Skid Shoe	In Base Price
1010	Cage Roller Manual Adjustment	2,526.00
1020	Cage Roller Hydraulic Adjustment	2,726.00

ATTACHMENTS - ORDER AS DESIRED

8000	Right Disc <i>For RT22, RT23, and RC22 Series. Also for RT310R.</i>	756.00
8010	Left Disc <i>For RT22, RT23, and RC22 Series. Also for RT310R.</i>	756.00
8020	Rotor Flange Reinforcement Kit	888.00

ATTACHMENTS FOR FIELD CONVERSION

MHF20020454	Miscellaneous: French Kit - For RT2308, RT2383, and RT2310 <i>Includes Operators Manual, Parts Catalog, and Safety Decals.</i>	45.04
5MH99500264	Left Disc (RT22, RT23, RC22 Series and Also RT1310R)	756.00
5MH99500263	Right Disc (RT22, RT23, RC22 Series and Also RT1310R)	756.00

FRONTIER PRODUCTS

Landscaping

RT2310 - 121 In. Heavy Duty Rotary Tiller

Continued

FRONTIER PRODUCTS

Landscaping

SP2048B - 4 Ft. Standard Duty Soil Pulverizer - Bar Type Equipment for Base Machine

3-Point Hitch: Category I
Working Width: 48 In.
Tractor HP (Maximum): 30 to 45 HP
Approximate Shipping Weight: 550 lbs.
Scarifying Teeth - Rear:
(8) 1/2 In x 2 In. Bar Type
Scarifying Teeth - Front:
(9) 1/2 In. x 2 In. Bar Type
Roller Pins: 70
Roller Pin Size: 3/8 In. x 1 In.
Roller Diameter: 5-9/16 In.
Height: 39 In.
H-Beam Dimensions: 10 In. x 10 In.

Duty: Standard Duty
Compression Springs: (2) 160 lbs.
Assembly/Set-Up Time:
10 Minutes (Approximate)
Approximate Operating Weight: 496 lbs.
2nd Roller Assembly 48 In.: Optional

CODE	ATTACHMENT IDENTIFIER	DESCRIPTION	SUGGESTED LIST PRICE USD (\$)
------	--------------------------	-------------	-------------------------------------

Select One Code From Each Required Category

BASE MACHINE

1401XF		SP2048B - 4 Ft. Standard Duty Soil Pulverizer - Bar Type	1,917.00
--------	--	--	----------

ATTACHMENTS ORDER AS DESIRED

9000		Second Roller Assembly (SP2048B) <i>5 In. diameter.</i>	360.00
------	--	--	--------

ATTACHMENTS FOR FIELD CONVERSION

	5BP0099887	Miscellaneous: Second Roller Assembly (SP2048B) <i>5 In. diameter.</i>	360.00
--	------------	---	--------

FRONTIER PRODUCTS

Landscaping

SP2048B - 4 Ft. Standard Duty Soil Pulverizer - Bar Type
Continued

THIS PAGE IS INTENTIONALLY LEFT BLANK

FRONTIER PRODUCTS

Landscaping

SP2060B - 5 Ft. Standard Duty Soil Pulverizer - Bar Type Equipment for Base Machine

3-Point Hitch: Category I
Working Width: 60 In.
Tractor HP (Maximum): 30 to 45 HP
Approximate Shipping Weight: 702 lbs.
Scarifying Teeth - Rear:
(10) 1/2 In. x 2 In. Bar Type
Scarifying Teeth - Front:
(11) 1/2 In. x 2 In. Bar Type
Roller Pins: 88
Roller Pin Size: 3/8 In. x 1 In.
Roller Diameter: 5-9/16 In.
Height: 39 In.
H-Beam Dimensions: 10 In. x 10 In.

Duty: Standard Duty
Compression Springs: (2) 160 lbs.
Assembly/Set-Up Time:
10 Minutes (Approximate)
Approximate Operating Weight: 652 lbs.
2nd Roller Assembly 60 In.: Optional

CODE	ATTACHMENT IDENTIFIER	DESCRIPTION	SUGGESTED LIST PRICE USD (\$)
------	--------------------------	-------------	-------------------------------------

Select One Code From Each Required Category

BASE MACHINE

1403XF		SP2060B - 5 Ft. Standard Duty Soil Pulverizer - Bar Type	2,018.00
--------	--	--	----------

ATTACHMENTS ORDER AS DESIRED

9000		Second Roller Assembly (SP2060B) <i>5 In. diameter.</i>	448.00
------	--	--	--------

ATTACHMENTS FOR FIELD CONVERSION

5BP0099636		Miscellaneous: Second Roller Assembly (SP2060B) <i>5 In. diameter.</i>	448.00
------------	--	---	--------

FRONTIER PRODUCTS

Landscaping

SP2060B - 5 Ft. Standard Duty Soil Pulverizer - Bar Type
Continued

THIS PAGE IS INTENTIONALLY LEFT BLANK

FRONTIER PRODUCTS

Landscaping

SP2072B - 6 Ft. Standard Duty Soil Pulverizer - Bar Type Equipment for Base Machine

3-Point Hitch: Category I
Working Width: 72 In.
Tractor HP (Maximum): 30 to 45 HP
Approximate Shipping Weight: 729 lbs.
Scarifying Teeth - Rear:
(12) 1/2 In. x 2 In. Bar Type
Scarifying Teeth - Front:
(13) 1/2 In. x 2 In. Bar Type
Roller Pins: 106
Roller Pin Size: 3/8 In. x 1 In.
Roller Diameter: 5-9/16 In.
Height: 39 In.
H-Beam Dimensions: 10 In. x 10 In.

Duty: Standard Duty
Compression Springs: (2) 160 lbs.
Assembly/Set-Up Time:
10 Minutes (Approximate)
Approximate Operating Weight: 679 lbs.
2nd Roller Assembly 72 In.: Optional

CODE	ATTACHMENT IDENTIFIER	DESCRIPTION	SUGGESTED LIST PRICE USD (\$)
------	--------------------------	-------------	-------------------------------------

Select One Code From Each Required Category

BASE MACHINE

1402XF		SP2072B - 6 Ft. Standard Duty Soil Pulverizer - Bar Type	2,221.00
--------	--	--	----------

ATTACHMENTS ORDER AS DESIRED

9000		Second Roller Assembly (SP2072B) <i>5 In. diameter.</i>	636.00
------	--	--	--------

ATTACHMENTS FOR FIELD CONVERSION

5BP0099637		Miscellaneous: Second Roller Assembly (SP2072B) <i>5 In. diameter.</i>	636.00
------------	--	---	--------

FRONTIER PRODUCTS

Landscaping

SP2072B - 6 Ft. Standard Duty Soil Pulverizer - Bar Type

Continued

THIS PAGE IS INTENTIONALLY LEFT BLANK

FRONTIER PRODUCTS

Landscaping

SP2272B - 6 Ft. Heavy Duty Soil Pulverizer - Bar Type Equipment for Base Machine

3-Point Hitch: Category I
Working Width: 72 In.
Tractor HP (Maximum): 30 to 70 HP
Shipping Weight: 846 lbs.
Scarifying Teeth - Rear:
(12) 1/2 In. x 2 In. Bar Type
Scarifying Teeth - Front:
(13) 1/2 In. x 2 In. Bar Type
Roller Pins: 106
Roller Pin Size: 3/8 In. x 1 In.
Roller Diameter: 6-5/8 In.
Height: 39 In.
H-Beam Dimensions: 12 In. x 11.5 In.

Duty: Heavy Duty
Compression Springs: (2) 160 lbs.
Assembly/Set-Up Time:
10 Minutes (Approximate)
Approximate Operating Weight: 781 lbs.
2nd Roller Assembly 72 In.: Optional

CODE	ATTACHMENT IDENTIFIER	DESCRIPTION	SUGGESTED LIST PRICE USD (\$)
------	--------------------------	-------------	-------------------------------------

Select One Code From Each Required Category

BASE MACHINE

1411XF	SP2272B - 6 Ft. Heavy Duty Soil Pulverizer - Bar Type	2,766.00
--------	---	----------

ATTACHMENTS ORDER AS DESIRED

9000	Second Roller Assembly (SP2272B) <i>5-9/16 In. diameter.</i>	809.00
------	---	--------

ATTACHMENTS FOR FIELD CONVERSION

5BP0099646	Miscellaneous: Second Roller Assembly (SP2272B) <i>5-9/16 In. diameter.</i>	809.00
------------	--	--------

FRONTIER PRODUCTS

Landscaping

SP2272B - 6 Ft. Heavy Duty Soil Pulverizer - Bar Type
Continued

THIS PAGE IS INTENTIONALLY LEFT BLANK

FRONTIER PRODUCTS

Landscaping

SP2284B - 7 Ft. Heavy Duty Soil Pulverizer - Bar Type Equipment for Base Machine

3-Point Hitch: Category I
Working Width: 84 In.
Tractor HP (Maximum): 30 to 70 HP
Shipping Weight: 940 lbs.
Scarifying Teeth - Rear:
(14) 1/2 In. x 2 In. Bar Type
Scarifying Teeth - Front:
(15) 1/2 In. x 2 In. Bar Type
Roller Pins: 124
Roller Pin Size: 3/8 In. x 1 In.
Roller Diameter: 6-5/8 In.
Height: 39 In.
H-Beam Dimensions: 12 In. x 11.5 In.

Duty: Heavy Duty
Compression Springs: (2) 160 lbs.
Assembly/Set-Up Time:
10 Minutes (Approximate)
Approximate Operating Weight: 875 lbs.
2nd Roller Assembly 84 In.: Optional

CODE	ATTACHMENT IDENTIFIER	DESCRIPTION	SUGGESTED LIST PRICE USD (\$)
------	--------------------------	-------------	-------------------------------------

Select One Code From Each Required Category

BASE MACHINE

1412XF		SP2284B - 7 Ft. Heavy Duty Soil Pulverizer - Bar Type	2,963.00
--------	--	---	----------

ATTACHMENTS ORDER AS DESIRED

9000		Second Roller Assembly (SP2284B) <i>5-9/16 In. diameter.</i>	867.00
------	--	---	--------

ATTACHMENTS FOR FIELD CONVERSION

5BP0099647		Miscellaneous: Second Roller Assembly (SP2284B) <i>5-9/16 In. diameter.</i>	867.00
------------	--	--	--------

FRONTIER PRODUCTS

Landscaping

SP2284B - 7 Ft. Heavy Duty Soil Pulverizer - Bar Type
Continued

THIS PAGE IS INTENTIONALLY LEFT BLANK

FRONTIER PRODUCTS

Landscaping

SS1022B Broadcast Spreader - Pull Type Hitch Equipment for Base Machine

Hopper Material: Steel
Hopper Weight Capacity: 226 lbs.
Hopper Volume Capacity: 3.5 Cubic Ft.
Machine Weight: 62 lbs.
Shipping Weight (Per Pair): 200 lbs.
Swath Spread: 20 Ft.
Hopper Width: 32 In.
Hopper Height: 39.6 In.
Tractor PTO HP Range: 16-30 HP
PTO RPM: NA (Ground Driven)
PTO Shaft Category (Heavy Duty

Shielded 1-3/8 In.): NA (Ground Driven)
3-Point Hitch Category:
NA (Single Point Hitch)
iMatch Compatible (Note: Must be Ordered from
Factory as iMatch): NA (Single Point Hitch)

CODE	ATTACHMENT IDENTIFIER	DESCRIPTION	SUGGESTED LIST PRICE USD (\$)
------	--------------------------	-------------	-------------------------------------

Select One Code From Each Required Category

BASE MACHINE

3061XF	SS1022B Broadcast Spreader - Pull Type Hitch 226 lb. capacity. Order in multiples of two.	729.00
--------	--	--------

ATTACHMENTS ORDER AS DESIRED

9010	Hopper Cover (SS1022B and SS1023B)	232.00
9070	Deflector Shield (SS1022B and SS1035B)	91.00
9080	Remote Gate Control (SS1022B, SS1023B and SS1035B)	330.00

ATTACHMENTS FOR FIELD CONVERSION

Miscellaneous:		
5BPAA1120	Deflector Shield (SS1022B/SS1035B)	91.15
5BP0099720	Hopper Cover (SS1022B/SS1023B)	232.41
5BP0099856	Remote Gate Control (SS1022B/SS1023B/SS1035B)	330.66

FRONTIER PRODUCTS

Landscaping

SS1022B Broadcast Spreader - Pull Type Hitch
Continued

THIS PAGE IS INTENTIONALLY LEFT BLANK

FRONTIER PRODUCTS

Landscaping

SS1023B Broadcast Spreader - 3-Point PTO Category I Non-iMatch Equipment for Base Machine

Hopper Material: Steel
Hopper Weight Capacity: 226 lbs.
Hopper Volume Capacity: 3.5 Cubic Ft.
Machine Weight: 81 lbs.
Shipping Weight (Per Pair): 232 lbs.
Swath Spread: 23 Ft.
Hopper Width: 32 In.
Hopper Height: 31 In.
Tractor PTO HP Range: 16-30 HP
PTO RPM: 540 RPM
PTO Shaft Category I (Heavy Duty

Shielded 1-3/8 In.)
Three Point Hitch: Category 0 and I
iMatch Compatible (Note: Must be Ordered
from Factory as iMatch): No

CODE	ATTACHMENT IDENTIFIER	DESCRIPTION	SUGGESTED LIST PRICE USD (\$)
------	--------------------------	-------------	-------------------------------------

Select One Code From Each Required Category

BASE MACHINE

3062XF	SS1023B Broadcast Spreader - 3-Point PTO Category I Non-iMatch 226 lb. capacity. Order in multiples of two.	723.00
--------	--	--------

ATTACHMENTS ORDER AS DESIRED

9010	Hopper Cover (SS1022B and SS1023B)	232.00
9070	Deflector Shield (SS1023B, SS1036B and SS2036B)	93.00
9080	Remote Gate Control (SS1022B, SS1023B and SS1035B)	330.00
9090	Tumbling Wheel Agitator (SS1023B)	74.00

ATTACHMENTS FOR FIELD CONVERSION

Miscellaneous:		
5BP0099524	Deflector Shield (SS1023B/SS1036B/SS2036B)	93.85
5BP0099720	Hopper Cover (SS1022B/SS1023B)	232.41
5BP0099856	Remote Gate Control (SS1022B/SS1023B/SS1035B)	330.66
5BP0099979	Tumbling Style Wheel Agitator (SS1023B)	74.66

FRONTIER PRODUCTS

Landscaping

SS1023B Broadcast Spreader - 3-Point PTO Category I Non-iMatch
Continued

THIS PAGE IS INTENTIONALLY LEFT BLANK

FRONTIER PRODUCTS

Landscaping

SS1035B Broadcast Spreader - Pull Type Hitch Equipment for Base Machine

Hopper Material: Steel
Hopper Weight Capacity: 362 lbs.
Hopper Volume Capacity: 5.6 Cubic Ft.
Machine Weight: 84 lbs.
Shipping Weight (Per Pair): 250 lbs.
Swath Spread: 20 Ft.
Hopper Width: 35 In.
Hopper Height: 45 In.
Tractor PTO HP Range: 16-45 HP
PTO RPM: NA (Ground Driven)
PTO Shaft Category (Heavy Duty

Shielded 1-3/8 In.): NA (Ground Driven)
3-Point Hitch Category:
NA (Single Point Hitch)
iMatch Compatible (Note: Must be Ordered from
Factory as iMatch): NA (Single Point Hitch)

CODE	ATTACHMENT IDENTIFIER	DESCRIPTION	SUGGESTED LIST PRICE USD (\$)
------	--------------------------	-------------	-------------------------------------

Select One Code From Each Required Category

BASE MACHINE

3068XF	SS1035B Broadcast Spreader - Pull Type Hitch <i>362 lb. capacity. Order in multiples of two.</i>	980.00
--------	---	--------

ATTACHMENTS ORDER AS DESIRED

9010	Hopper Cover (SS1035B, SS1036B and SS2036B)	242.00
9070	Deflector Shield (SS1022B and SS1035B)	91.00
9080	Remote Gate Control (SS1022B, SS1023B and SS1035B)	330.00

ATTACHMENTS FOR FIELD CONVERSION

Miscellaneous:		
5BPAA1120	Deflector Shield (SS1022B/SS1035B)	91.15
5BP0099721	Hopper Cover (SS1035B/SS1036B/SS2036B)	242.29
5BP0099856	Remote Gate Control (SS1022B/SS1023B/SS1035B)	330.66

FRONTIER PRODUCTS

Landscaping

SS1035B Broadcast Spreader - Pull Type Hitch
Continued

THIS PAGE IS INTENTIONALLY LEFT BLANK

FRONTIER PRODUCTS

Landscaping

SS1036B Broadcast Spreader - 3-Point PTO Category I Non-iMatch Equipment for Base Machine

Hopper Material: Steel
Hopper Weight Capacity: 362 lbs.
Hopper Volume Capacity: 5.6 Cubic Ft.
Machine Weight: 102 lbs.
Shipping Weight (Per Pair): 290 lbs.
Swath Spread: 23 Ft.
Hopper Width: 35 In.
Hopper Height: 34 In.
Tractor PTO HP Range: 16-45 HP
PTO RPM: 540 RPM
PTO Shaft Category I (Heavy Duty

Shielded 1-3/8 In.)
3-Point Hitch: Category 0 and I
iMatch Compatible (Note: Must be Ordered
from Factory as iMatch): No

CODE	ATTACHMENT IDENTIFIER	DESCRIPTION	SUGGESTED LIST PRICE USD (\$)
------	--------------------------	-------------	-------------------------------------

Select One Code From Each Required Category

BASE MACHINE

3069XF	SS1036B Broadcast Spreader - 3-Point PTO Category I Non-iMatch 362 lb. capacity. Order in multiples of two.	760.00
--------	--	--------

ATTACHMENTS ORDER AS DESIRED

9010	Hopper Cover (SS1035B, SS1036B and SS2036B)	242.00
9070	Deflector Shield (SS1023B, SS1036B and SS2036B)	93.00
9080	Remote Gate Control (SS1036B, SS2036B, SS1067B and SS2067B)	330.00
9090	Tumbling Wheel Agitator (SS1036B, SS2036B, SS1067B and SS2067B)	74.00

ATTACHMENTS FOR FIELD CONVERSION

Miscellaneous:		
5BP0099524	Deflector Shield (SS1023B/SS1036B/SS2036B)	93.85
5BP0099721	Hopper Cover (SS1035B/SS1036B/SS2036B)	242.29
5BP0099850	Remote Gate Control (SS1036B/SS2036B/SS1067B/SS2067B)	330.66
5BP0099978	Tumbling Style Wheel Agitator (SS1036B/SS2036B/SS1067B/SS2067B)	74.66

FRONTIER PRODUCTS

Landscaping

SS1036B Broadcast Spreader - 3-Point PTO Category I Non-iMatch
Continued

THIS PAGE IS INTENTIONALLY LEFT BLANK

FRONTIER PRODUCTS

Landscaping

SS1067B Broadcast Spreader - 3-Point PTO Category I Equipment for Base Machine

Hopper Material: Steel
Hopper Weight Capacity: 678 lbs.
Hopper Volume Capacity: 10.6 Cubic Ft.
Machine Weight: 125 lbs.
Shipping Weight (Per Pair): 320 lbs.
Swath Spread: 46 Ft.
Hopper Width: 42 In.
Hopper Height: 40 In.
Tractor PTO HP Range: 16-55 HP
PTO RPM: 540 RPM
PTO Shaft Category I (Heavy Duty

Shielded 1-3/8 In.)
3-Point Hitch: Category I
iMatch Compatible (Note: Must be Ordered
from Factory as iMatch): Optional

CODE	ATTACHMENT IDENTIFIER	DESCRIPTION	SUGGESTED LIST PRICE USD (\$)
------	--------------------------	-------------	-------------------------------------

Select One Code From Each Required Category

BASE MACHINE

3063XF	SS1067B Broadcast Spreader - 3-Point PTO Category I <i>678 lb. capacity. Order in multiples of two.</i>	811.00
--------	--	--------

iMATCH COMPATIBILITY

1000	iMatch Compatible	9.00
1010	Non-iMatch Compatible	In Base Price

ATTACHMENTS ORDER AS DESIRED

9010	Hopper Cover (SS1067B and SS2067B)	248.00
9070	Deflector Shield (SS1067B and SS2067B)	179.00
9080	Remote Gate Control (SS1036B, SS2036B, SS1067B and SS2067B)	330.00
9090	Tumbling Wheel Agitator (SS1036B, SS2036B, SS1067B and SS2067B)	74.00
9100	Siderow Discharge (SS1067B and SS2067B)	382.00

ATTACHMENTS FOR FIELD CONVERSION

Miscellaneous:		
5BP0099638	Deflector Shield (SS1067B/SS2067B)	179.19
5BP0099722	Hopper Cover (SS1067B/SS2067B)	248.57
5BP0099850	Remote Gate Control (SS1036B/SS2036B/SS1067B/SS2067B)	330.66
5BPAA4120	Siderow Discharge (SS1067B/SS2067B)	382.45
5BP0099978	Tumbling Style Wheel Agitator (SS1036B/SS2036B/SS1067B/SS2067B)	74.66

FRONTIER PRODUCTS

Landscaping

SS1067B Broadcast Spreader - 3-Point PTO Category I
Continued

THIS PAGE IS INTENTIONALLY LEFT BLANK

FRONTIER PRODUCTS

Landscaping

SS2036B Broadcast Spreader - Poly Hopper - 3-Point PTO Category I Non-iMatch Equipment for Base Machine

Hopper Material: Polyethylene
Hopper Weight Capacity: 362 lbs.
Hopper Volume Capacity: 5.6 Cubic Ft.
Machine Weight: 102 lbs.
Shipping Weight (Per Pair): 290 lbs.
Swath Spread: 23 Ft.
Hopper Width: 35 In.
Hopper Height: 34 In.
Tractor PTO HP Range: 16-45 HP
PTO RPM: 540 RPM
PTO Shaft Category I (Heavy Duty

Shielded 1-3/8 In.)
3-Point Hitch: Category 0 and I
iMatch Compatible (Note: Must be Ordered
from Factory as iMatch): No

CODE	ATTACHMENT IDENTIFIER	DESCRIPTION	SUGGESTED LIST PRICE USD (\$)
------	--------------------------	-------------	-------------------------------------

Select One Code From Each Required Category

BASE MACHINE

3071XF	SS2036B Broadcast Spreader - Poly Hopper - 3-Point PTO Category I Non-iMatch <i>Stainless steel bottom and nylon spreading disc. 362 lb. capacity. Order in multiples of two.</i>	990.00
--------	--	--------

ATTACHMENTS ORDER AS DESIRED

9010	Hopper Cover (SS1035B, SS1036B and SS2036B)	242.00
9070	Deflector Shield (SS1023B, SS1036B and SS2036B)	93.00
9080	Remote Gate Control (SS1036B, SS2036B, SS1067B and SS2067B)	330.00
9090	Tumbling Wheel Agitator (SS1036B, SS2036B, SS1067B and SS2067B)	74.00

ATTACHMENTS FOR FIELD CONVERSION

Miscellaneous:		
5BP0099524	Deflector Shield (SS1023B/SS1036B/SS2036B)	93.85
5BP0099721	Hopper Cover (SS1035B/SS1036B/SS2036B)	242.29
5BP0099850	Remote Gate Control (SS1036B/SS2036B/SS1067B/SS2067B)	330.66
5BP0099978	Tumbling Style Wheel Agitator (SS1036B/SS2036B/SS1067B/SS2067B)	74.66

FRONTIER PRODUCTS

Landscaping

SS2036B Broadcast Spreader - Poly Hopper - 3-Point PTO Category I Non-iMatch
Continued

THIS PAGE IS INTENTIONALLY LEFT BLANK

FRONTIER PRODUCTS

Landscaping

SS2067B Broadcast Spreader - Poly Hopper - 3-Point PTO Category I Equipment for Base Machine

Hopper Material: Polyethylene
Hopper Weight Capacity: 678 lbs.
Hopper Volume Capacity: 10.6 Cubic Ft.
Machine Weight: 125 lbs.
Shipping Weight (Per Pair): 320 lbs.
Swath Spread: 46 Ft.
Hopper Width: 42 In.
Hopper Height: 40 In.
Tractor PTO HP Range: 16-55 HP
PTO RPM: 540 RPM
PTO Shaft Category I (Heavy Duty

Shielded 1-3/8 In.)
3-Point Hitch: Category 1
iMatch Compatible (Note: Must be Ordered
from Factory as iMatch): Optional

CODE	ATTACHMENT IDENTIFIER	DESCRIPTION	SUGGESTED LIST PRICE USD (\$)
------	--------------------------	-------------	-------------------------------------

Select One Code From Each Required Category

BASE MACHINE

3072XF	SS2067B Broadcast Spreader - Poly Hopper - 3-Point PTO Category I <i>Stainless steel bottom and spreading disc. 678 lb. capacity. Order in multiples of two.</i>	1,271.00
--------	---	----------

iMATCH COMPATIBILITY

1000	iMatch Compatible	9.00
1010	Non-iMatch Compatible	In Base Price

ATTACHMENTS ORDER AS DESIRED

9010	Hopper Cover (SS1067B and SS2067B)	248.00
9070	Deflector Shield (SS1067B and SS2067B)	179.00
9080	Remote Gate Control (SS1036B, SS2036B, SS1067B and SS2067B)	330.00
9090	Tumbling Wheel Agitator (SS1036B, SS2036B, SS1067B and SS2067B)	74.00
9100	Siderow Discharge (SS1067B and SS2067B)	382.00

ATTACHMENTS FOR FIELD CONVERSION

Miscellaneous:		
5BP0099638	Deflector Shield (SS1067B/SS2067B)	179.19
5BP0099722	Hopper Cover (SS1067B/SS2067B)	248.57
5BP0099850	Remote Gate Control (SS1036B/SS2036B/SS1067B/SS2067B)	330.66
5BPAA4120	Siderow Discharge (SS1067B/SS2067B)	382.45
5BP0099978	Tumbling Style Wheel Agitator (SS1036B/SS2036B/SS1067B/SS2067B)	74.66

FRONTIER PRODUCTS

Landscaping

SS2067B Broadcast Spreader - Poly Hopper - 3-Point PTO Category I
Continued

THIS PAGE IS INTENTIONALLY LEFT BLANK

FRONTIER PRODUCTS

Landscaping

SS1079P Pendular Spreader - 3-Point PTO Category I Equipment for Base Machine

Hopper Weight Capacity: 792 lbs.
Hopper Volume Capacity: 12.4 Cubic Ft.
Machine Weight: 250 lbs.
Swath Spread Range: 17-47 Ft.
Load Height: 43 In.
Tractor HP Range: 20-60 HP
PTO RPM: 540 RPM
3-Point Hitch: Category I

iMatch Compatible: No

CODE	ATTACHMENT IDENTIFIER	DESCRIPTION	SUGGESTED LIST PRICE USD (\$)
------	-----------------------	-------------	-------------------------------

Select One Code From Each Required Category

BASE MACHINE

3064XF	SS1079P Pendular Spreader - 3-Point PTO Category I 792 lb. capacity.	2,548.00
--------	---	----------

ATTACHMENTS ORDER AS DESIRED

9000	Agitator Extension (SS1079P)	162.00
9010	Hopper Cover (SS1079P)	257.00
9020	Salt and Sand Spout (SS1079P, SS1116P, SS1180P and SS1220P)	279.00
9030	Rubber Insert (SS1079P, SS1116P, SS1180P and SS1220P)	99.00
9040	L/R Direct Att (SS1079P, SS1116P, SS1180P and SS1220P)	64.00
9110	Lock Nut for Spout (SS1079P, SS1116P, SS1180P, SS1220P)	44.00

ATTACHMENTS FOR FIELD CONVERSION

	Miscellaneous:	
5BPAZ1301	Agitator Extension (SS1079P)	162.02
5BP0099724	Hopper Cover (SS1079P)	257.70
5BPAZ8300	Left/Right Directional Attachment	64.36
5BP0014984	Lock Nut for Spout (SS1079P, SS1116P, SS1180P, SS1220P)	44.57
5BPAZ4300	Rubber Insert	99.68
5BPAZ2300	Salt and Sand Spout	279.49

FRONTIER PRODUCTS

Landscaping

SS1079P Pendular Spreader - 3-Point PTO Category I
Continued

THIS PAGE IS INTENTIONALLY LEFT BLANK

FRONTIER PRODUCTS

Landscaping

SS1116P Pendular Spreader - 3-Point PTO Category I or II Equipment for Base Machine

Hopper Weight Capacity: 1168 lbs.
Hopper Volume Capacity: 22.5 Cubic Ft.
Machine Weight: 321 lbs.
Swath Spread Range: 17-47 Ft.
Load Height: 38 In.
Tractor HP Range: 20-60 HP
PTO RPM: 540 RPM
Three Point Hitch: Category I or II

iMatch Compatible: No

CODE	ATTACHMENT IDENTIFIER	DESCRIPTION	SUGGESTED LIST PRICE USD (\$)
------	-----------------------	-------------	-------------------------------

Select One Code From Each Required Category

BASE MACHINE

3065XF	SS1116P Pendular Spreader - 3-Point PTO Category I or II <i>1168 lb. capacity.</i>	3,495.00
--------	---	----------

ATTACHMENTS ORDER AS DESIRED

9000	Agitator Extension (SS1116P, SS1180P and SS1220P)	164.00
9010	Hopper Cover (SS1116P)	295.00
9020	Salt and Sand Spout (SS1079P, SS1116P, SS1180P and SS1220P)	279.00
9030	Rubber Insert (SS1079P, SS1116P, SS1180P and SS1220P)	99.00
9040	L/R Direct Att (SS1079P, SS1116P, SS1180P and SS1220P)	64.00
9050	Hydraulic Control (SS1116P, SS1180P and SS1220P)	553.00
9060	Filter Grill (SS1116P, SS1180P and SS1220P)	391.00
9110	Lock Nut for Spout (SS1079P, SS1116P, SS1180P, SS1220P)	44.00

ATTACHMENTS FOR FIELD CONVERSION

Miscellaneous:		
5BPAZ7303	Agitator Extension (SS1116P/SS1180P/SS1220P)	164.05
5BPAZ6303	Filter Grill (SS1116P/SS1180P/SS1220P)	391.10
5BP0099725	Hopper Cover (SS1116P)	295.67
5BPAZ3303	Hydraulic Control (SS1116P/SS1180P/SS1220P)	553.36
5BPAZ8300	Left/Right Directional Attachment	64.36
5BP0014984	Lock Nut for Spout (SS1079P, SS1116P, SS1180P, SS1220P)	44.57
5BPAZ4300	Rubber Insert	99.68

FRONTIER PRODUCTS

Landscaping

SS1116P Pendular Spreader - 3-Point PTO Category I or II

Continued

CODE	ATTACHMENT IDENTIFIER	DESCRIPTION	SUGGESTED LIST PRICE USD (\$)
		ATTACHMENTS FOR FIELD CONVERSION ...Continued...	
	5BPAZ2300	Salt and Sand Spout	279.49

FRONTIER PRODUCTS

Landscaping

SS1180P Pendular Spreader - 3-Point PTO Category I or II Equipment for Base Machine

Hopper Weight Capacity: 1808 lbs.
Hopper Volume Capacity: 34.7 Cubic Ft.
Machine Weight: 339 lbs.
Swath Spread Range: 17-47 Ft.
Load Height: 43 In.
Tractor HP Range: 20-60 HP
PTO RPM: 540 RPM
Three Point Hitch: Category I or II

iMatch Compatible: No

CODE	ATTACHMENT IDENTIFIER	DESCRIPTION	SUGGESTED LIST PRICE USD (\$)
------	-----------------------	-------------	-------------------------------

Select One Code From Each Required Category

BASE MACHINE

3066XF	SS1180P Pendular Spreader - 3-Point PTO Category I or II <i>1808 lb. capacity.</i>	3,940.00
--------	---	----------

ATTACHMENTS ORDER AS DESIRED

9000	Agitator Extension (SS1116P, SS1180P and SS1220P)	164.00
9020	Salt and Sand Spout (SS1079P, SS1116P, SS1180P and SS1220P)	279.00
9030	Rubber Insert (SS1079P, SS1116P, SS1180P and SS1220P)	99.00
9040	L/R Direct Att (SS1079P, SS1116P, SS1180P and SS1220P)	64.00
9050	Hydraulic Control (SS1116P, SS1180P and SS1220P)	553.00
9060	Filter Grill (SS1116P, SS1180P and SS1220P)	391.00
9110	Lock Nut for Spout (SS1079P, SS1116P, SS1180P, SS1220P)	44.00

ATTACHMENTS FOR FIELD CONVERSION

Miscellaneous:		
5BPAZ7303	Agitator Extension (SS1116P/SS1180P/SS1220P)	164.05
5BPAZ6303	Filter Grill (SS1116P/SS1180P/SS1220P)	391.10
5BP0099726	Hopper Cover (SS1180P)	302.82
5BPAZ3303	Hydraulic Control (SS1116P/SS1180P/SS1220P)	553.36
5BPAZ8300	Left/Right Directional Attachment	64.36
5BP0014984	Lock Nut for Spout (SS1079P, SS1116P, SS1180P, SS1220P)	44.57
5BPAZ4300	Rubber Insert	99.68
5BPAZ2300	Salt and Sand Spout	279.49

FRONTIER PRODUCTS

Landscaping

SS1180P Pendular Spreader - 3-Point PTO Category I or II
Continued

THIS PAGE IS INTENTIONALLY LEFT BLANK

FRONTIER PRODUCTS

Landscaping

SS1220P Pendular Spreader - 3-Point PTO Category I or II Equipment for Base Machine

Hopper Weight Capacity: 2205 lbs.
Hopper Volume Capacity: 42.4 Cubic Ft.
Machine Weight: 343 lbs.
Swath Spread Range: 17-47 Ft.
Load Height: 47 In.
Tractor HP Range: 20-60 HP
PTO RPM: 540 RPM
Three Point Hitch: Category I or II

iMatch Compatible: No

CODE	ATTACHMENT IDENTIFIER	DESCRIPTION	SUGGESTED LIST PRICE USD (\$)
------	-----------------------	-------------	-------------------------------

Select One Code From Each Required Category

BASE MACHINE

3067XF	SS1220P Pendular Spreader - 3-Point PTO Category I or II 2205 lb. capacity.	4,394.00
--------	--	----------

ATTACHMENTS ORDER AS DESIRED

9000	Agitator Extension (SS1116P, SS1180P and SS1220P)	164.00
9020	Salt and Sand Spout (SS1079P, SS1116P, SS1180P and SS1220P)	279.00
9030	Rubber Insert (SS1079P, SS1116P, SS1180P and SS1220P)	99.00
9040	L/R Direct Att (SS1079P, SS1116P, SS1180P and SS1220P)	64.00
9050	Hydraulic Control (SS1116P, SS1180P and SS1220P)	553.00
9060	Filter Grill (SS1116P, SS1180P and SS1220P)	391.00
9110	Lock Nut for Spout (SS1079P, SS1116P, SS1180P, SS1220P)	44.00

ATTACHMENTS FOR FIELD CONVERSION

Miscellaneous:		
5BPAZ7303	Agitator Extension (SS1116P/SS1180P/SS1220P)	164.05
5BPAZ6303	Filter Grill (SS1116P/SS1180P/SS1220P)	391.10
5BP0099727	Hopper Cover (SS1220P)	317.78
5BPAZ3303	Hydraulic Control (SS1116P/SS1180P/SS1220P)	553.36
5BPAZ8300	Left/Right Directional Attachment	64.36
5BP0014984	Lock Nut for Spout (SS1079P, SS1116P, SS1180P, SS1220P)	44.57
5BPAZ4300	Rubber Insert	99.68
5BPAZ2300	Salt and Sand Spout	279.49

FRONTIER PRODUCTS

Landscaping

SS1220P Pendular Spreader - 3-Point PTO Category I or II
Continued

THIS PAGE IS INTENTIONALLY LEFT BLANK

FRONTIER PRODUCTS

Landscaping

SS3067B Broadcast Spreader - Poly Hopper - 3-Point PTO Category I Non-iMatch Equipment for Base Machine

Hopper Material: Polyethylene
Hopper Weight Capacity: 860 lbs.
Hopper Volume Capacity: 10 Cubic Ft.
Machine Weight: 128 lbs.
Shipping Weight (Per Pair): 300 lbs.
Swath Spread: 49 Ft.
Hopper Width: 42 In.
Hopper Height: 42 In.
Tractor PTO HP Range: 20-60 HP
PTO RPM: 540 RPM
PTO Shaft Category I (Heavy Duty

Shielded 1-3/8 In.)
3-Point Hitch: Category 1
Not iMatch Compatible
Ships to dealer assembled

CODE	ATTACHMENT IDENTIFIER	DESCRIPTION	SUGGESTED LIST PRICE USD (\$)
------	--------------------------	-------------	-------------------------------------

Select One Code From Each Required Category

BASE MACHINE

1621XF	SS3067B Broadcast Spreader - Poly Hopper - 3-Point PTO Category I Non-iMatch	726.00
--------	--	--------

FRONTIER PRODUCTS

Landscaping

SS3067B Broadcast Spreader - Poly Hopper - 3-Point PTO Category I Non-iMatch
Continued

THIS PAGE IS INTENTIONALLY LEFT BLANK

FRONTIER PRODUCTS

Landscaping

PS1001 Integral Subsoiler Equipment for Base Machine

Hitch:

Lift-type, Category I,
iMatch Compatible

Working Depth:

Up to 24 In. (609.6 mm)

Transport Length:

16 In. (406.4 mm)

Transport Width:

32.5 In. (825.5 mm)

Transport Height:

49 In. (1,244.6 mm)

Tractor Engine HP Range:

25 - 45 HP

Point:

Reversible, Rectangular Sloped Point,
2.5625 In. (65.1 mm) x 12 In. (304.8 mm)

CODE	ATTACHMENT IDENTIFIER	DESCRIPTION	SUGGESTED LIST PRICE USD (\$)
------	--------------------------	-------------	-------------------------------------

Select One Code From Each Required Category

BASE MACHINE

3451XF	PS1001 Integral Subsoiler <i>Order in multiples of two.</i>	276.00
--------	--	--------

ATTACHMENTS FOR FIELD CONVERSION

5TITE511154	Miscellaneous: French Kit - Includes Operator's Manual, Parts Catalog and Safety Decals <i>PS1001</i>	13.21
-------------	--	-------

FRONTIER PRODUCTS
Landscaping

PS1001 Integral Subsoiler
Continued

THIS PAGE IS INTENTIONALLY LEFT BLANK

FRONTIER PRODUCTS

Landscaping

DT1136 - 3 pt. Standard Duty Trencher Equipment for Base Machine

Hitch: 3-Point Category I
and iMatch
Working Depth at 65 Degree Digging angle: 36
in. (914.4 mm)
Chain Width: 6 in. (152.4 mm)
Working Weight: 650 lbs. (294.8 kg)
Tractor PTO HP:
15 HP (11.2 kW) Minimum
30 HP (22.3 kW) Maximum
Recommended Trenching Angle: 65 Degrees
Headshaft Height: 8.5 in. (215.9 mm)
Shipping Weight: 730 lbs. (331.1 kg)
Overall Length: 79 in. (2,006.6 mm)
Overall Width: 38 in. (965.2 mm)

Overall Height: 29 in. (736.6 mm)
Discharge Auger: 14 in. (355.6 mm)
Spoil Discharge Reach: 21 in. (533.4 mm)
540 RPM Rear PTO
Slip Clutch Overload Protection
Parking Stand: Standard
Rear Hydraulics Required

CODE	ATTACHMENT IDENTIFIER	DESCRIPTION	SUGGESTED LIST PRICE USD (\$)
------	--------------------------	-------------	-------------------------------------

Select One Code From Each Required Category

BASE MACHINE

1561XF	DT1136 - 3 pt. Standard Duty Trencher <i>Includes 36 in. boom, crumner, and chain.</i>	7,591.00
--------	---	----------

FRONTIER PRODUCTS

Landscaping

DT1136 - 3 pt. Standard Duty Trencher
Continued

THIS PAGE IS INTENTIONALLY LEFT BLANK

FRONTIER PRODUCTS

Landscaping

WC1103 Wood Chipper, 3-Point, PTO Drive, Gravity Feed 3 In. Capacity Equipment for Base Machine

Using a Belt Drive System
PTO Speed Increased from
540 to 1380-1920 RPM's at Rotor
(Depending on Model)
High Speed Design Requires Less Horsepower
than Direct Drive Models
Double Sided A8 Tool Steel Knives
Adjustable Hardened Anvil

SMV is Standard Equipment
1 Year Parts and Labor Warranty

CODE	ATTACHMENT IDENTIFIER	DESCRIPTION	SUGGESTED LIST PRICE USD (\$)
------	--------------------------	-------------	-------------------------------------

Select One Code From Each Required Category

BASE MACHINE

1501XF	WC1103 Wood Chipper, 3-Point, PTO Drive, Gravity Feed 3 In. Capacity	3,556.00
--------	--	----------

ATTACHMENTS FOR FIELD CONVERSION

5PQ903177	Miscellaneous: French Operators Manual & Decal Kit WC1103 Wood Chipper <i>Destination of Quebec only. Includes French safety decals and manual.</i>	See Parts
-----------	--	-----------

FRONTIER PRODUCTS

Landscaping

WC1103 Wood Chipper, 3-Point, PTO Drive, Gravity Feed 3 In. Capacity
Continued

THIS PAGE IS INTENTIONALLY LEFT BLANK

FRONTIER PRODUCTS

Landscaping

WC1105 Wood Chipper, 3-Point, PTO Drive, Gravity Feed 5 In. Capacity Equipment for Base Machine

Using a Belt Drive System
PTO Speed Increased from
540 to 1380-1920 RPM's at Rotor
(Depending on Model)
High Speed Design Requires Less Horsepower
than Direct Drive Models
Double Sided A8 Tool Steel Knives
Adjustable Hardened Anvil

SMV is Standard Equipment
1 Year Parts and Labor Warranty

CODE	ATTACHMENT IDENTIFIER	DESCRIPTION	SUGGESTED LIST PRICE USD (\$)
------	--------------------------	-------------	-------------------------------------

Select One Code From Each Required Category

BASE MACHINE

1502XF	WC1105 Wood Chipper, 3-Point, PTO Drive, Gravity Feed 5 In. Capacity	4,874.00
--------	--	----------

ATTACHMENTS FOR FIELD CONVERSION

5PQ903178	Miscellaneous: French Operators Manual & Decal Kit WC1105 Wood Chipper <i>Destination of Quebec only. Includes French safety decals and manual.</i>	See Parts
-----------	--	-----------

FRONTIER PRODUCTS

Landscaping

WC1105 Wood Chipper, 3-Point, PTO Drive, Gravity Feed 5 In. Capacity
Continued

THIS PAGE IS INTENTIONALLY LEFT BLANK

FRONTIER PRODUCTS

Landscaping

WC1205 Wood Chipper, 3-Point, PTO Drive, Hydraulic Feed 5 In. Capacity Equipment for Base Machine

Using a Belt Drive System
PTO Speed Increased from
540 to 1380-1920 RPM's at Rotor
(Depending on Model)

Hydraulic Feed
High Speed Design Requires Less Horsepower
than Direct Drive Models
Double Sided A8 Tool Steel Knives
Adjustable Hardened Anvil

SMV is Standard Equipment
1 Year Parts and Labor Warranty

CODE	ATTACHMENT IDENTIFIER	DESCRIPTION	SUGGESTED LIST PRICE USD (\$)
------	--------------------------	-------------	-------------------------------------

Select One Code From Each Required Category

BASE MACHINE

1511XF		WC1205 Wood Chipper, 3-Point, PTO Drive, Hydraulic Feed 5 In. Capacity	7,383.00
--------	--	--	----------

SPECIAL EQUIPMENT - FACTORY INSTALLED

8000		WC1205 Self-Contained Hydraulics	891.00
------	--	----------------------------------	--------

8010		WC1205 Auto Feed (Speed Control)	1,008.00
------	--	----------------------------------	----------

ATTACHMENTS FOR FIELD CONVERSION

5PQ903179		Miscellaneous: French Operators Manual & Decal Kit WC1205 Wood Chipper <i>Destination of Quebec only. Includes French safety decals and manual.</i>	See Parts
-----------	--	--	-----------

FRONTIER PRODUCTS

Landscaping

WC1205 Wood Chipper, 3-Point, PTO Drive, Hydraulic Feed 5 In. Capacity
Continued

THIS PAGE IS INTENTIONALLY LEFT BLANK

FRONTIER PRODUCTS

Landscaping

WC1208 Wood Chipper, Pull Type, PTO Drive, Hydraulic Feed 8 In. Capacity Equipment for Base Machine

Using a Belt Drive System
PTO Speed Increased from
540 to 2050 RPM's at Rotor
(Depending on Model)

Hydraulic Feed
High Speed Design Requires Less Horsepower
than Direct Drive Models
Drum-Style Rotor
Double Sided A8 Tool Steel Knives

Adjustable Hardened Anvil
SMV is Standard Equipment
1 Year Parts and Labor Warranty

CODE	ATTACHMENT IDENTIFIER	DESCRIPTION	SUGGESTED LIST PRICE USD (\$)
------	--------------------------	-------------	-------------------------------------

Select One Code From Each Required Category

BASE MACHINE

1513XF	WC1208 Wood Chipper, Pull Type, PTO Drive, Hydraulic Feed 8 In. Capacity	15,276.00
--------	--	-----------

SPECIAL EQUIPMENT - FACTORY INSTALLED

8000	WC1208 Self-Contained Hydraulics	1,136.00
8010	WC1208 Auto Feed (Speed Control)	1,147.00

ATTACHMENTS FOR FIELD CONVERSION

5PQ903185	Miscellaneous: French Operators Manual & Decal Kit WC1208 Wood Chipper <i>Destination of Quebec only. Includes French safety decals and manual.</i>	See Parts
-----------	--	-----------

FRONTIER PRODUCTS

Landscaping

WC1208 Wood Chipper, Pull Type, PTO Drive, Hydraulic Feed 8 In. Capacity
Continued

THIS PAGE IS INTENTIONALLY LEFT BLANK

FRONTIER PRODUCTS

AY11H - 60 In. 4-In-1 Bucket for Current 300/400 Series Carrier Equipment for Base Machine

Cutting Width: 60 In.
Loader Series:
300 and 400 only (Not 500 Series)
Dimensions:
W61.9 In. x H26.9 In. x D28.0 In.
Capacity:
3.69 Cubic Foot
Grapple Opening: 28.45 In.

Operational Weight: 360 lbs.
Shipping Weight: 385 lbs.

Hydraulic kit 5MP107610 is required to adapt buckets to 1/2 In. body couplers. 1/2 In. body couplers are standard equipment for 500 series loader 3rd function oil lines and hoses.

Hydraulic functions on loader attachment require Third Function Hydraulic Lines and Hoses on loader as well as a tractor with (3) SCV's. Please reference the loader and tractor sales information for additional information.

CODE	ATTACHMENT IDENTIFIER	DESCRIPTION	SUGGESTED LIST PRICE USD (\$)
------	--------------------------	-------------	-------------------------------------

Select One Code From Each Required Category

BASE MACHINE

2211XF	AY11H - 60 In. 4-In-1 Bucket for Current 300/400 Series Carrier <i>Note: Reference Frontier Loader Attachment Compatibility Chart for specific loader compatibility.</i>	2,601.00
--------	---	----------

ATTACHMENTS - ORDER AS DESIRED

9000	Tooth Bar for 60 In. 4-In-1 Bucket (AY11H)	491.00
9200	French Operators Manual and Decal Kit (AY11 and AY12 Series)	No Charge

ATTACHMENTS FOR FIELD CONVERSION

5MP43054	Miscellaneous: French Operator's Manual and Decal Kit (AD11, AD12, AM11, AR10, AR12, AY11 and AY12)	0.00
5FP10642	Tooth Bar for 60 In. 4-In-1 Bucket (AY11H)	530.39

AY11H - 60 In. 4-In-1 Bucket for Current 300/400 Series Carrier

Continued

THIS PAGE IS INTENTIONALLY LEFT BLANK

FRONTIER PRODUCTS

AY11E - 72 In. 4-In-1 Bucket for Current 300/400/500 Series Carrier Equipment for Base Machine

Cutting Width: 72 In.
Loader Series:
300, 400, and 500
Dimensions:
W73.9 In. x H26.9 In. x D28.0 In.
Capacity:
4.5 Cubic Foot
Grapple Opening: 28.45 In.

Operational Weight: 425 lbs.
Shipping Weight: 450 lbs.

Hydraulic kit 5MP107610 is required to adapt buckets to 1/2 In. body couplers. 1/2 In. body couplers are standard equipment for 500 series loader 3rd function oil lines and hoses.

Hydraulic functions on loader attachment require Third Function Hydraulic Lines and Hoses on loader as well as a tractor with (3) SCV's. Please reference the loader and tractor sales information for additional information.

CODE	ATTACHMENT IDENTIFIER	DESCRIPTION	SUGGESTED LIST PRICE USD (\$)
------	--------------------------	-------------	-------------------------------------

Select One Code From Each Required Category

BASE MACHINE

2212XF	AY11E - 72 In. 4-In-1 Bucket for Current 300/400/500 Series Carrier <i>Note: Reference Frontier Loader Attachment Compatibility Chart for specific loader compatibility.</i>	2,801.00
--------	---	----------

ATTACHMENTS - ORDER AS DESIRED

9000	Tooth Bar for 72 In. 4-In-1 Bucket (AY11E)	587.00
9200	French Operators Manual and Decal Kit (AY11 and AY12 Series)	No Charge

ATTACHMENTS FOR FIELD CONVERSION

5MP43054	Miscellaneous: French Operator's Manual and Decal Kit (AD11, AD12, AM11, AR10, AR12, AY11 and AY12)	0.00
5FP10643	Tooth Bar for 72 In. 4-In-1 Bucket (AY11E)	633.99

AY11E - 72 In. 4-In-1 Bucket for Current 300/400/500 Series Carrier

Continued

THIS PAGE IS INTENTIONALLY LEFT BLANK

FRONTIER PRODUCTS

AY12D - 72 In. 4-In-1 Bucket for Current 600/700 Series Carrier Equipment for Base Machine

Cutting Width: 72 In.
Loader Series:
600 and 700
Dimensions:
W72 In. x H20 In. x D29.38 In.
Capacity:
17.07 Cubic Foot
Grapple Opening: 34.78 In.

Operational Weight: 900 lbs.
Shipping Weight: 925 lbs.

Hydraulic functions on loader attachment require third function hydraulic lines and hoses on loader as well as a tractor with (3) SCV's. Please reference the loader and tractor sales information for additional information.

CODE	ATTACHMENT IDENTIFIER	DESCRIPTION	SUGGESTED LIST PRICE USD (\$)
------	--------------------------	-------------	-------------------------------------

Select One Code From Each Required Category

BASE MACHINE

2221XF	AY12D - 72 In. 4-In-1 Bucket for Current 600/700 Series Carrier <i>Note: Reference Frontier Loader Attachment Compatibility Chart for specific loader compatibility.</i>	4,418.00
--------	---	----------

ATTACHMENTS - ORDER AS DESIRED

9000	Tooth Bar for 72 In. 4-In-1 Bucket (AY12)	646.00
9200	French Operators Manual and Decal Kit (AY11 and AY12 Series)	No Charge

ATTACHMENTS FOR FIELD CONVERSION

5MP43054	Miscellaneous: French Operator's Manual and Decal Kit (AD11, AD12, AM11, AR10, AR12, AY11 and AY12)	0.00
5FP33823	Tooth Bar for 72 In. 4-In-1 Bucket (AY12)	698.45

AY12D - 72 In. 4-In-1 Bucket for Current 600/700 Series Carrier

Continued

THIS PAGE IS INTENTIONALLY LEFT BLANK

FRONTIER PRODUCTS

AY12D - 78 In. 4-In-1 Bucket for Current 600/700 Series Carrier Equipment for Base Machine

Cutting Width: 78 In.
Loader Series:
600 and 700
Dimensions:
W78 In. x H20 In. x D29.38 In.
Capacity:
18.5 Cubic Foot
Grapple Opening: 34.78 In.

Operational Weight: 935 lbs.
Shipping Weight: 960 lbs.

Hydraulic functions on loader attachment require third function hydraulic lines and hoses on loader as well as a tractor with (3) SCV's. Please reference the loader and tractor sales information for additional information.

CODE	ATTACHMENT IDENTIFIER	DESCRIPTION	SUGGESTED LIST PRICE USD (\$)
------	-----------------------	-------------	-------------------------------

Select One Code From Each Required Category

BASE MACHINE

2223XF	AY12D - 78 In. 4-In-1 Bucket for Current 600/700 Series Carrier <i>Note: Reference Frontier Loader Attachment Compatibility Chart for specific loader compatibility.</i>	4,598.00
--------	---	----------

ATTACHMENTS - ORDER AS DESIRED

9000	Tooth Bar for 78 In. 4-In-1 Bucket (AY12)	664.00
9200	French Operators Manual and Decal Kit (AY11 and AY12 Series)	No Charge

ATTACHMENTS FOR FIELD CONVERSION

5MP43054	Miscellaneous: French Operator's Manual and Decal Kit (AD11, AD12, AM11, AR10, AR12, AY11 and AY12)	0.00
5FP16288	Tooth Bar for 78 In. 4-In-1 Bucket (AY12)	717.09

AY12D - 78 In. 4-In-1 Bucket for Current 600/700 Series Carrier

Continued

THIS PAGE IS INTENTIONALLY LEFT BLANK

FRONTIER PRODUCTS

AY12D - 84 In. 4-In-1 Bucket for Current 600/700 Series Carrier Equipment for Base Machine

Cutting Width: 84 In.
 Loader Series:
 600 and 700
 Dimensions:
 W84 In. x H20 In. x D29.38 In.
 Capacity:
 19.93 Cubic Foot
 Grapple Opening: 34.78 In.

Operational Weight: 975 lbs.
 Shipping Weight: 1000 lbs.

Hydraulic functions on loader attachment require third function hydraulic lines and hoses on loader as well as a tractor with (3) SCV's. Please reference the loader and tractor sales information for additional information.

CODE	ATTACHMENT IDENTIFIER	DESCRIPTION	SUGGESTED LIST PRICE USD (\$)
------	-----------------------	-------------	-------------------------------

Select One Code From Each Required Category

BASE MACHINE

2225XF	AY12D - 84 In. 4-In-1 Bucket for Current 600/700 Series Carrier <i>Note: Reference Frontier Loader Attachment Compatibility Chart for specific loader compatibility.</i>	4,815.00
--------	---	----------

ATTACHMENTS - ORDER AS DESIRED

9000	Tooth Bar for 84 In. 4-In-1 Bucket (AY12)	684.00
9200	French Operators Manual and Decal Kit (AY11 and AY12 Series)	No Charge

ATTACHMENTS FOR FIELD CONVERSION

5MP43054	Miscellaneous: French Operator's Manual and Decal Kit (AD11, AD12, AM11, AR10, AR12, AY11 and AY12)	0.00
5FP16193	Tooth Bar for 84 In. 4-In-1 Bucket (AY12)	739.26

AY12D - 84 In. 4-In-1 Bucket for Current 600/700 Series Carrier

Continued

THIS PAGE IS INTENTIONALLY LEFT BLANK

FRONTIER PRODUCTS

AY12G - 72 In. 4-In-1 Bucket for Current Loaders with Global Carrier Equipment for Base Machine

Cutting Width: 72 In.
Loader Series:
Global Carrier
Dimensions:
W72 In. x H20 In. x D29.38 In.
Capacity:
17.07 Cubic Foot
Grapple Opening: 34.78 In.

Operational Weight: 900 lbs.
Shipping Weight: 925 lbs.

Hydraulic functions on loader attachment require third function hydraulic lines and hoses on loader as well as a tractor with (3) SCV's. Please reference the loader and tractor sales information for additional information.

CODE	ATTACHMENT IDENTIFIER	DESCRIPTION	SUGGESTED LIST PRICE USD (\$)
------	--------------------------	-------------	-------------------------------------

Select One Code From Each Required Category

BASE MACHINE

2222XF	AY12G - 72 In. 4-In-1 Bucket for Current Loaders with Global Carrier <i>Note: Option is not compatible with Global Category II Carrier. Reference Frontier Loader Attachment Compatibility Chart for specific loader compatibility.</i>	4,387.00
--------	--	----------

ATTACHMENTS - ORDER AS DESIRED

9000	Tooth Bar for 72 In. 4-In-1 Bucket (AY12)	646.00
9200	French Operators Manual and Decal Kit (AY11 and AY12 Series)	No Charge

ATTACHMENTS FOR FIELD CONVERSION

5MP43054	Miscellaneous: French Operator's Manual and Decal Kit (AD11, AD12, AM11, AR10, AR12, AY11 and AY12)	0.00
5FP33823	Tooth Bar for 72 In. 4-In-1 Bucket (AY12)	698.45

AY12G - 72 In. 4-In-1 Bucket for Current Loaders with Global Carrier

Continued

THIS PAGE IS INTENTIONALLY LEFT BLANK

FRONTIER PRODUCTS

AY12G - 78 In. 4-In-1 Bucket for Current Loaders with Global Carrier Equipment for Base Machine

Cutting Width: 78 In.
 Loader Series:
 Global Carrier
 Dimensions:
 W78 In. x H20 In. x D29.38 In.
 Capacity:
 18.5 Cubic Foot
 Grapple Opening: 34.78 In.

Operational Weight: 935 lbs.
 Shipping Weight: 960 lbs.

Hydraulic functions on loader attachment require third function hydraulic lines and hoses on loader as well as a tractor with (3) SCV's. Please reference the loader and tractor sales information for additional information.

CODE	ATTACHMENT IDENTIFIER	DESCRIPTION	SUGGESTED LIST PRICE USD (\$)
------	--------------------------	-------------	-------------------------------------

Select One Code From Each Required Category

BASE MACHINE

2224XF		AY12G - 78 In. 4-In-1 Bucket for Current Loaders with Global Carrier <i>Note: Option is not compatible with Global Category II Carrier. Reference Frontier Loader Attachment Compatibility Chart for specific loader compatibility.</i>	4,635.00
--------	--	--	----------

ATTACHMENTS - ORDER AS DESIRED

9000		Tooth Bar for 78 In. 4-In-1 Bucket (AY12)	664.00
9200		French Operators Manual and Decal Kit (AY11 and AY12 Series)	No Charge

ATTACHMENTS FOR FIELD CONVERSION

		Miscellaneous:	
5MP43054		French Operator's Manual and Decal Kit (AD11, AD12, AM11, AR10, AR12, AY11 and AY12)	0.00
5FP16288		Tooth Bar for 78 In. 4-In-1 Bucket (AY12)	717.09

AY12G - 78 In. 4-In-1 Bucket for Current Loaders with Global Carrier

Continued

THIS PAGE IS INTENTIONALLY LEFT BLANK

FRONTIER PRODUCTS

AY12G - 84 In. 4-In-1 Bucket for Current Loaders with Global Carrier Equipment for Base Machine

Cutting Width: 84 In.
Loader Series:
Global Carrier
Dimensions:
W84 In. x H20 In. x D29.38 In.
Capacity:
19.93 Cubic Foot
Grapple Opening: 34.78 In.

Operational Weight: 975 lbs.
Shipping Weight: 1000 lbs.

Hydraulic functions on loader attachment require third function hydraulic lines and hoses on loader as well as a tractor with (3) SCV's. Please reference the loader and tractor sales information for additional information.

CODE	ATTACHMENT IDENTIFIER	DESCRIPTION	SUGGESTED LIST PRICE USD (\$)
------	-----------------------	-------------	-------------------------------

Select One Code From Each Required Category

BASE MACHINE

2226XF	AY12G - 84 In. 4-In-1 Bucket for Current Loaders with Global Carrier <i>Note: Option is not compatible with Global Category II Carrier. Reference Frontier Loader Attachment Compatibility Chart for specific loader compatibility.</i>	4,915.00
--------	--	----------

ATTACHMENTS - ORDER AS DESIRED

9000	Tooth Bar for 84 In. 4-In-1 Bucket (AY12)	684.00
9200	French Operators Manual and Decal Kit (AY11 and AY12 Series)	No Charge

ATTACHMENTS FOR FIELD CONVERSION

5MP43054	Miscellaneous: French Operator's Manual and Decal Kit (AD11, AD12, AM11, AR10, AR12, AY11 and AY12)	0.00
5FP16193	Tooth Bar for 84 In. 4-In-1 Bucket (AY12)	739.26

AY12G - 84 In. 4-In-1 Bucket for Current Loaders with Global Carrier

Continued

THIS PAGE IS INTENTIONALLY LEFT BLANK

FRONTIER PRODUCTS

AB16A Small Square Bale Handler for Current 800 Series Carrier Equipment for Base Machine

Hydraulics:
Single Auxiliary Hydraulic Service
Shipping Weight With Pallet:
1190 lbs.
Operational Weight: 1090 lbs.
Dimensions: 31H x 80W x 90L
32 Engaging Teeth

Hydraulic functions on loader attachment require third function hydraulic lines and hoses on loader as well as a tractor with (3) SCV's. Please reference the loader and tractor sales information for additional information.

CODE	ATTACHMENT IDENTIFIER	DESCRIPTION	SUGGESTED LIST PRICE USD (\$)
Select One Code From Each Required Category			
BASE MACHINE			
2051XF		AB16A Small Square Bale Handler for Current 800 Series Carrier <i>Picks up 8 flat or 10 indexed small square bales.</i> <i>Note: Reference Frontier Loader Attachment Compatibility Chart for specific loader compatibility.</i>	7,447.00
ATTACHMENTS - ORDER AS DESIRED			
9200		French Operators Manual and Decal Kit for Models: (AB16 Series)	No Charge
ATTACHMENTS FOR FIELD CONVERSION			
5MP43052		Miscellaneous: French Operator's Manual and Decal Kit for Models: AB15, AB16, AE11, AF11, AF12, AG10, AH11, AS10, AS11	0.00

AB16A Small Square Bale Handler for Current 800 Series Carrier

Continued

THIS PAGE IS INTENTIONALLY LEFT BLANK

FRONTIER PRODUCTS

AB16D Small Square Bale Handler for Current 600/700 Series Carrier Equipment for Base Machine

Hydraulics:
Single Auxiliary Hydraulic Service
Shipping Weight With Pallet:
1190 lbs.
Operational Weight: 1090 lbs.
Dimensions: 31H x 80W x 90L
32 Engaging Teeth

Hydraulic functions on loader attachment require third function hydraulic lines and hoses on loader as well as a tractor with (3) SCV's. Please reference the loader and tractor sales information for additional information.

CODE	ATTACHMENT IDENTIFIER	DESCRIPTION	SUGGESTED LIST PRICE USD (\$)
Select One Code From Each Required Category			
BASE MACHINE			
2052XF		AB16D Small Square Bale Handler for Current 600/700 Series Carrier <i>Picks up 8 flat or 10 indexed small square bales.</i> <i>Note: Reference Frontier Loader Attachment Compatibility Chart for specific loader compatibility.</i>	6,841.00
ATTACHMENTS - ORDER AS DESIRED			
9200		French Operators Manual and Decal Kit for Models: (AB16 Series)	No Charge
ATTACHMENTS FOR FIELD CONVERSION			
5MP43052		Miscellaneous: French Operator's Manual and Decal Kit for Models: AB15, AB16, AE11, AF11, AF12, AG10, AH11, AS10, AS11	0.00

AB16D Small Square Bale Handler for Current 600/700 Series Carrier

Continued

THIS PAGE IS INTENTIONALLY LEFT BLANK

FRONTIER PRODUCTS

AB16G Small Square Bale Handler for Current Loaders with Global Carrier Equipment for Base Machine

Hydraulics:

Single Auxiliary Hydraulic Service

Shipping Weight With Pallet:

1190 lbs.

Operational Weight: 1090 lbs.

Dimensions: 31H x 80W x 90L

32 Engaging Teeth

Hydraulic functions on loader attachment require third function hydraulic lines and hoses on loader as well as a tractor with (3) SCV's. Please reference the loader and tractor sales information for additional information.

CODE	ATTACHMENT IDENTIFIER	DESCRIPTION	SUGGESTED LIST PRICE USD (\$)
------	--------------------------	-------------	-------------------------------------

Select One Code From Each Required Category

BASE MACHINE

2053XF	AB16G Small Square Bale Handler for Current Loaders with Global Carrier <i>Picks up 8 flat or 10 indexed small square bales.</i> <i>Note: Option is not compatible with Global Category II Carrier. Reference Frontier Loader Attachment Compatibility Chart for specific loader compatibility.</i>	6,784.00
--------	---	----------

ATTACHMENTS - ORDER AS DESIRED

9200	French Operators Manual and Decal Kit for Models: (AB16 Series)	No Charge
------	---	-----------

ATTACHMENTS FOR FIELD CONVERSION

5MP43052	Miscellaneous: French Operator's Manual and Decal Kit for Models: AB15, AB16, AE11, AF11, AF12, AG10, AH11, AS10, AS11	0.00
----------	--	------

AB16G Small Square Bale Handler for Current Loaders with Global Carrier

Continued

THIS PAGE IS INTENTIONALLY LEFT BLANK

FRONTIER PRODUCTS

AH11A Round Bale Hugger for Current 800 Series Carrier Equipment for Base Machine

Capacity:
1 Round Bale
Hydraulic Service:
Single Auxiliary
Shipping Weight with Pallet:
825 lbs.
Operational Weight:
725 lbs.

Dimensions:
50H x 57W x 60L

Hydraulic functions on loader attachment require third function hydraulic lines and hoses on loader as well as a tractor with (3) SCV's. Please reference the loader and tractor sales information for additional information.

CODE	ATTACHMENT IDENTIFIER	DESCRIPTION	SUGGESTED LIST PRICE USD (\$)
------	--------------------------	-------------	-------------------------------------

Select One Code From Each Required Category

BASE MACHINE

2131XF	AH11A Round Bale Hugger for Current 800 Series Carrier <i>Note: Reference Frontier Loader Attachment Compatibility Chart for specific loader compatibility.</i>	4,905.00
--------	--	----------

ATTACHMENTS - ORDER AS DESIRED

9200	French Operators Manual and Decal Kit (AH11 Series)	No Charge
------	---	-----------

ATTACHMENTS FOR FIELD CONVERSION

5MP43052	Miscellaneous: French Operator's Manual and Decal Kit for Models: AB15, AB16, AE11, AF11, AF12, AG10, AH11, AS10, AS11	0.00
----------	--	------

AH11A Round Bale Hugger for Current 800 Series Carrier

Continued

THIS PAGE IS INTENTIONALLY LEFT BLANK

FRONTIER PRODUCTS

AH11D Round Bale Hugger for Current 600/700 Series Carrier Equipment for Base Machine

Capacity:
1 Round Bale
Hydraulic Service:
Single Auxiliary
Shipping Weight with Pallet:
825 lbs.
Operational Weight:
725 lbs.

Dimensions:
50H x 57W x 60L

Hydraulic functions on loader attachment require third function hydraulic lines and hoses on loader as well as a tractor with (3) SCV's. Please reference the loader and tractor sales information for additional information.

CODE	ATTACHMENT IDENTIFIER	DESCRIPTION	SUGGESTED LIST PRICE USD (\$)
------	--------------------------	-------------	-------------------------------------

Select One Code From Each Required Category

BASE MACHINE

2132XF	AH11D Round Bale Hugger for Current 600/700 Series Carrier <i>Note: Reference Frontier Loader Attachment Compatibility Chart for specific loader compatibility.</i>	4,836.00
--------	--	----------

ATTACHMENTS - ORDER AS DESIRED

9200	French Operators Manual and Decal Kit (AH11 Series)	No Charge
------	---	-----------

ATTACHMENTS FOR FIELD CONVERSION

5MP43052	Miscellaneous: French Operator's Manual and Decal Kit for Models: AB15, AB16, AE11, AF11, AF12, AG10, AH11, AS10, AS11	0.00
----------	--	------

AH11D Round Bale Hugger for Current 600/700 Series Carrier

Continued

THIS PAGE IS INTENTIONALLY LEFT BLANK

FRONTIER PRODUCTS

AH11G Round Bale Hugger for Current Loaders with Global Carrier Equipment for Base Machine

Capacity:
1 Round Bale
Hydraulic Service:
Single Auxiliary
Shipping Weight with Pallet:
825 lbs.
Operational Weight:
725 lbs.

Dimensions:
50H x 57W x 60L

Hydraulic functions on loader attachment require third function hydraulic lines and hoses on loader as well as a tractor with (3) SCV's. Please reference the loader and tractor sales information for additional information.

CODE	ATTACHMENT IDENTIFIER	DESCRIPTION	SUGGESTED LIST PRICE USD (\$)
------	--------------------------	-------------	-------------------------------------

Select One Code From Each Required Category

BASE MACHINE

2133XF	AH11G Round Bale Hugger for Current Loaders with Global Carrier <i>Note: Option is not compatible with Global Category II Carrier. Reference Frontier Loader Attachment Compatibility Chart for specific loader compatibility.</i>	4,504.00
--------	---	----------

ATTACHMENTS - ORDER AS DESIRED

9200	French Operators Manual and Decal Kit (AH11 Series)	No Charge
------	---	-----------

ATTACHMENTS FOR FIELD CONVERSION

5MP43052	Miscellaneous: French Operator's Manual and Decal Kit for Models: AB15, AB16, AE11, AF11, AF12, AG10, AH11, AS10, AS11	0.00
----------	--	------

AH11G Round Bale Hugger for Current Loaders with Global Carrier

Continued

THIS PAGE IS INTENTIONALLY LEFT BLANK

FRONTIER PRODUCTS

AD11H - 60 In. Debris Grapple Bucket for Current 300/400 Series Carrier Equipment for Base Machine

Cutting Width: 60 In.
 Loader Series:
 300 and 400 Only (Not 500 Series)
 Dimensions:
 W60 In. x H22 In. x D32 In.
 Capacity:
 0.3 Cubic Foot Struck
 0.4 Cubic Foot Heaped
 Grapple Opening: 32.75 In.

Operational Weight: 540 lbs.
 Shipping Weight: 570 lbs.

Hydraulic functions on loader attachment require third function hydraulic lines and hoses on loader as well as a tractor with (3) SCV's. Please reference the loader and tractor sales information for additional information.

CODE	ATTACHMENT IDENTIFIER	DESCRIPTION	SUGGESTED LIST PRICE USD (\$)
------	-----------------------	-------------	-------------------------------

Select One Code From Each Required Category

BASE MACHINE

2061XF	AD11H - 60 In. Debris Grapple Bucket for Current 300/400 Series Carrier	3,388.00
--------	---	----------

ATTACHMENTS - ORDER AS DESIRED

9200	French Operators Manual and Decal Kit (AD11 and AD12 Series)	No Charge
------	---	-----------

ATTACHMENTS FOR FIELD CONVERSION

5MP43054	Miscellaneous: French Operator's Manual and Decal Kit (AD11, AD12, AM11, AR10, AR12, AY11 and AY12)	0.00
----------	--	------

AD11H - 60 In. Debris Grapple Bucket for Current 300/400 Series Carrier

Continued

THIS PAGE IS INTENTIONALLY LEFT BLANK

FRONTIER PRODUCTS

AD11E - 72 In. Debris Grapple Bucket for Current 300/400/500 Series Carrier Equipment for Base Machine

Cutting Width: 72 In.
Loader Series:
300, 400, and 500
Dimensions:
W72 In. x H22 In. x D32 In.
Capacity:
0.4 Cubic Foot Struck
0.5 Cubic Foot Heaped
Grapple Opening: 34.5 In.

Operational Weight: 615 lbs.
Shipping Weight: 684 lbs.

Hydraulic functions on loader attachment require third function hydraulic lines and hoses on loader as well as a tractor with (3) SCV's. Please reference the loader and tractor sales information for additional information.

CODE	ATTACHMENT IDENTIFIER	DESCRIPTION	SUGGESTED LIST PRICE USD (\$)
------	--------------------------	-------------	-------------------------------------

Select One Code From Each Required Category

BASE MACHINE

2062XF	AD11E - 72 In. Debris Grapple Bucket for Current 300/400/500 Series Carrier <i>Hydraulic Kit 5MP107610 is required to adapt buckets to 1/2 In. body couplers. 1/2 In. body couplers are standard equipment for 500 series loader 3rd function oil lines and hoses. Order Hydraulic Kit through parts.</i> <i>Note: Reference Frontier Loader Attachment Compatibility Chart for specific loader compatibility.</i>	3,637.00
--------	--	----------

ATTACHMENTS - ORDER AS DESIRED

9200	French Operators Manual and Decal Kit (AD11 and AD12 Series)	No Charge
------	---	-----------

ATTACHMENTS FOR FIELD CONVERSION

5MP43054	Miscellaneous: French Operator's Manual and Decal Kit (AD11, AD12, AM11, AR10, AR12, AY11 and AY12)	0.00
----------	--	------

AD11E - 72 In. Debris Grapple Bucket for Current 300/400/500 Series Carrier

Continued

THIS PAGE IS INTENTIONALLY LEFT BLANK

FRONTIER PRODUCTS

AD12D - 76 In. Debris Grapple Bucket for Current 600/700 Series Carrier Equipment for Base Machine

Cutting Width: 76 In.
 Loader Series:
 600 and 700
 Dimensions:
 W77 In. x H29 In. x D41 In.
 Capacity:
 0.6 Cubic Foot Struck
 0.7 Cubic Foot Heaped
 Grapple Opening: 39.4 In.

Operational Weight: 1100 lbs.
 Shipping Weight: 1150 lbs.

Hydraulic functions on loader attachment require third function hydraulic lines and hoses on loader as well as a tractor with (3) SCV's. Please reference the loader and tractor sales information for additional information.

CODE	ATTACHMENT IDENTIFIER	DESCRIPTION	SUGGESTED LIST PRICE USD (\$)
------	--------------------------	-------------	-------------------------------------

Select One Code From Each Required Category

BASE MACHINE

2071XF	AD12D - 76 In. Debris Grapple Bucket for Current 600/700 Series Carrier	4,766.00
--------	---	----------

ATTACHMENTS - ORDER AS DESIRED

9000	76 In. Debris Bucket Cutting Edge Kit (AD12 Series Only)	432.00
9010	Tooth Bar for 76 In. Debris Bucket with Bolt on Cutting Edge (AD12 Series Only)	811.00
9020	Tooth Bar for 76 In. Debris Bucket without Bolt on Cutting Edge (AD12 Series Only)	579.00
9200	French Operators Manual and Decal Kit (AD11 and AD12 Series)	No Charge

ATTACHMENTS FOR FIELD CONVERSION

Miscellaneous:		
5FP10123	76 In. Debris Bucket Cutting Edge Kit (AD12 Series Only)	467.89
5MP43054	French Operator's Manual and Decal Kit (AD11, AD12, AM11, AR10, AR12, AY11 and AY12)	0.00
5FP10548	Tooth Bar for 76 In. Debris Bucket with Bolt on Cutting Edge (AD12 Series Only)	862.92
5FP10547	Tooth Bar for 76 In. Debris Bucket without Bolt on Cutting Edge (AD12 Series Only)	625.04

AD12D - 76 In. Debris Grapple Bucket for Current 600/700 Series Carrier

Continued

THIS PAGE IS INTENTIONALLY LEFT BLANK

FRONTIER PRODUCTS

AD12D - 82 In. Debris Grapple Bucket for Current 600/700 Series Carrier Equipment for Base Machine

Cutting Width: 82" In.

Loader Series:

600 and 700

Dimensions:

W83 In. x H29 In. x D41 In.

Capacity:

0.7 Cubic Foot Struck

0.8 Cubic Foot Heaped

Grapple Opening: 39.4 In.

Operational Weight: 1150 lbs.

Shipping Weight: 1200 lbs.

Hydraulic functions on loader attachment require third function hydraulic lines and hoses on loader as well as a tractor with (3) SCV's. Please reference the loader and tractor sales information for additional information.

CODE	ATTACHMENT IDENTIFIER	DESCRIPTION	SUGGESTED LIST PRICE USD (\$)
------	--------------------------	-------------	-------------------------------------

Select One Code From Each Required Category

BASE MACHINE

2073XF	AD12D - 82 In. Debris Grapple Bucket for Current 600/700 Series Carrier	5,051.00
--------	---	----------

ATTACHMENTS - ORDER AS DESIRED

9000	82 In. Debris Bucket Cutting Edge Kit (AD12 Series Only)	445.00
9010	Tooth Bar for 82 In. Debris Bucket with Bolt on Cutting Edge (AD12 Series Only)	1,028.00
9020	Tooth Bar for 82 In. Debris Bucket without Bolt on Cutting Edge (AD12 Series Only)	749.00
9200	French Operators Manual and Decal Kit (AD11 and AD12 Series)	No Charge

ATTACHMENTS FOR FIELD CONVERSION

Miscellaneous:		
5FP10089	82 In. Debris Bucket Cutting Edge Kit (AD12 Series Only)	481.15
5MP43054	French Operator's Manual and Decal Kit (AD11, AD12, AM11, AR10, AR12, AY11 and AY12)	0.00
5FP10570	Tooth Bar for 82 In. Debris Bucket with Bolt on Cutting Edge (AD12 Series Only)	1,110.56
5FP10569	Tooth Bar for 82 In. Debris Bucket without Bolt on Cutting Edge (AD12 Series Only)	797.15

AD12D - 82 In. Debris Grapple Bucket for Current 600/700 Series Carrier

Continued

THIS PAGE IS INTENTIONALLY LEFT BLANK

FRONTIER PRODUCTS

AD12D - 88 In. Debris Grapple Bucket for Current 600/700 Series Carrier Equipment for Base Machine

Cutting Width: 88 In.
 Loader Series:
 600 and 700
 Dimensions:
 W89 In. x H29 In. x D41 In.
 Capacity:
 0.85 Cubic Foot Struck
 1.0 Cubic Foot Heaped
 Grapple Opening: 39.4 In.

Operational Weight: 1200 lbs.
 Shipping Weight: 1250 lbs.

Hydraulic functions on loader attachment require third function hydraulic lines and hoses on loader as well as a tractor with (3) SCV's. Please reference the loader and tractor sales information for additional information.

CODE	ATTACHMENT IDENTIFIER	DESCRIPTION	SUGGESTED LIST PRICE USD (\$)
------	--------------------------	-------------	-------------------------------------

Select One Code From Each Required Category

BASE MACHINE

2075XF	AD12D - 88 In. Debris Grapple Bucket for Current 600/700 Series Carrier	5,106.00
--------	---	----------

ATTACHMENTS - ORDER AS DESIRED

9000	88 In. Debris Bucket Cutting Edge Kit (AD12 Series Only)	471.00
9010	Tooth Bar for 88 In. Debris Bucket with Bolt on Cutting Edge (AD12 Series Only)	1,028.00
9020	Tooth Bar for 88 In. Debris Bucket without Bolt on Cutting Edge (AD12 Series Only)	785.00
9200	French Operators Manual and Decal Kit (AD11 and AD12 Series)	No Charge

ATTACHMENTS FOR FIELD CONVERSION

Miscellaneous:		
5FP10124	88 In. Debris Bucket Cutting Edge Kit (AD12 Series Only)	508.73
5MP43054	French Operator's Manual and Decal Kit (AD11, AD12, AM11, AR10, AR12, AY11 and AY12)	0.00
5FP10616	Tooth Bar for 88 In. Debris Bucket with Bolt on Cutting Edge (AD12 Series Only)	1,110.66
5FP10615	Tooth Bar for 88 In. Debris Bucket without Bolt on Cutting Edge (AD12 Series Only)	847.37

AD12D - 88 In. Debris Grapple Bucket for Current 600/700 Series Carrier

Continued

THIS PAGE IS INTENTIONALLY LEFT BLANK

FRONTIER PRODUCTS

AD12D - 96 In. Debris Grapple Bucket for Current 600/700 Series Carrier Equipment for Base Machine

Cutting Width: 96 In.
 Loader Series:
 600 and 700
 Dimensions:
 W96 In. x H29 In. x D41 In.
 Capacity:
 1.0 Cubic Foot Struck
 1.2 Cubic Foot Heaped
 Grapple Opening: 39.4 In.

Operational Weight: 1250 lbs.
 Shipping Weight: 1300 lbs.

Hydraulic functions on loader attachment require third function hydraulic lines and hoses on loader as well as a tractor with (3) SCV's. Please reference the loader and tractor sales information for additional information.

CODE	ATTACHMENT IDENTIFIER	DESCRIPTION	SUGGESTED LIST PRICE USD (\$)
------	--------------------------	-------------	-------------------------------------

Select One Code From Each Required Category

BASE MACHINE

2077XF	AD12D - 96 In. Debris Grapple Bucket for Current 600/700 Series Carrier	5,234.00
--------	---	----------

ATTACHMENTS - ORDER AS DESIRED

9000	96 In. Debris Bucket Cutting Edge Kit (AD12 Series Only)	476.00
9010	Tooth Bar for 96 In. Debris Bucket with Bolt on Cutting Edge (AD12 Series Only)	1,069.00
9020	Tooth Bar for 96 In. Debris Bucket without Bolt on Cutting Edge (AD12 Series Only)	822.00
9200	French Operators Manual and Decal Kit (AD11 and AD12 Series)	No Charge

ATTACHMENTS FOR FIELD CONVERSION

Miscellaneous:		
5FP10125	96 In. Debris Bucket Cutting Edge Kit (AD12 Series Only)	495.72
5MP43054	French Operator's Manual and Decal Kit (AD11, AD12, AM11, AR10, AR12, AY11 and AY12)	0.00
5FP10645	Tooth Bar for 96 In. Debris Bucket with Bolt on Cutting Edge (AD12 Series Only)	1,154.78
5FP10644	Tooth Bar for 96 In. Debris Bucket without Bolt on Cutting Edge (AD12 Series Only)	888.27

AD12D - 96 In. Debris Grapple Bucket for Current 600/700 Series Carrier

Continued

THIS PAGE IS INTENTIONALLY LEFT BLANK

FRONTIER PRODUCTS

AD12G - 76 In. Debris Grapple Bucket for Current Loaders with Global Carrier Equipment for Base Machine

Cutting Width: 76 In.
 Loader Series:
 Global Carrier
 Dimensions:
 W77 In. x H29 In. x D39 In.
 Capacity:
 0.6 Cubic Foot Struck
 0.7 Cubic Foot Heaped
 Grapple Opening: 39.4 In.

Operational Weight: 1080 lbs.
 Shipping Weight: 1130 lbs.

Hydraulic functions on loader attachment require third function hydraulic lines and hoses on loader as well as a tractor with (3) SCV's. Please reference the loader and tractor sales information for additional information.

CODE	ATTACHMENT IDENTIFIER	DESCRIPTION	SUGGESTED LIST PRICE USD (\$)
------	-----------------------	-------------	----------------------------------

Select One Code From Each Required Category

BASE MACHINE

2072XF		AD12G - 76 In. Debris Grapple Bucket for Current Loaders with Global Carrier <i>Note: Option is not compatible with Global Category II Carrier. Reference Frontier Loader Attachment Compatibility Chart for specific loader compatibility.</i>	4,720.00
--------	--	--	----------

ATTACHMENTS - ORDER AS DESIRED

9000		76 In. Debris Bucket Cutting Edge Kit (AD12 Series Only)	432.00
9010		Tooth Bar for 76 In. Debris Bucket with Bolt on Cutting Edge (AD12 Series Only)	811.00
9020		Tooth Bar for 76 In. Debris Bucket without Bolt on Cutting Edge (AD12 Series Only)	579.00
9200		French Operators Manual and Decal Kit (AD11 and AD12 Series)	No Charge

ATTACHMENTS FOR FIELD CONVERSION

		Miscellaneous:	
5FP10123		76 In. Debris Bucket Cutting Edge Kit (AD12 Series Only)	467.89
5MP43054		French Operator's Manual and Decal Kit (AD11, AD12, AM11, AR10, AR12, AY11 and AY12)	0.00
5FP10548		Tooth Bar for 76 In. Debris Bucket with Bolt on Cutting Edge (AD12 Series Only)	862.92
5FP10547		Tooth Bar for 76 In. Debris Bucket without Bolt on Cutting Edge (AD12 Series Only)	625.04

AD12G - 76 In. Debris Grapple Bucket for Current Loaders with Global Carrier

Continued

THIS PAGE IS INTENTIONALLY LEFT BLANK

FRONTIER PRODUCTS

AD12G - 82 In. Debris Grapple Bucket for Current Loaders with Global Carrier Equipment for Base Machine

Cutting Width: 82 In.
 Loader Series:
 Global Carrier
 Dimensions:
 W83 In. x H29 In. x D39 In.
 Capacity:
 0.7 Cubic Foot Struck
 0.8 Cubic Foot Heaped
 Grapple Opening: 39.4 In.

Operational Weight: 1130 lbs.
 Shipping Weight: 1180 lbs.

Hydraulic functions on loader attachment require third function hydraulic lines and hoses on loader as well as a tractor with (3) SCV's. Please reference the loader and tractor sales information for additional information.

CODE	ATTACHMENT IDENTIFIER	DESCRIPTION	SUGGESTED LIST PRICE USD (\$)
------	--------------------------	-------------	-------------------------------------

Select One Code From Each Required Category

BASE MACHINE

2074XF		AD12G - 82 In. Debris Grapple Bucket for Current Loaders with Global Carrier <i>Note: Option is not compatible with Global Category II Carrier. Reference Frontier Loader Attachment Compatibility Chart for specific loader compatibility.</i>	4,906.00
--------	--	--	----------

ATTACHMENTS - ORDER AS DESIRED

9000		82 In. Debris Bucket Cutting Edge Kit (AD12 Series Only)	445.00
9010		Tooth Bar for 82 In. Debris Bucket with Bolt on Cutting Edge (AD12 Series Only)	1,028.00
9020		Tooth Bar for 82 In. Debris Bucket without Bolt on Cutting Edge (AD12 Series Only)	749.00
9200		French Operators Manual and Decal Kit (AD11 and AD12 Series)	No Charge

ATTACHMENTS FOR FIELD CONVERSION

Miscellaneous:			
5FP10089		82 In. Debris Bucket Cutting Edge Kit (AD12 Series Only)	481.15
5MP43054		French Operator's Manual and Decal Kit (AD11, AD12, AM11, AR10, AR12, AY11 and AY12)	0.00
5FP10570		Tooth Bar for 82 In. Debris Bucket with Bolt on Cutting Edge (AD12 Series Only)	1,110.56
5FP10569		Tooth Bar for 82 In. Debris Bucket without Bolt on Cutting Edge (AD12 Series Only)	797.15

AD12G - 82 In. Debris Grapple Bucket for Current Loaders with Global Carrier

Continued

THIS PAGE IS INTENTIONALLY LEFT BLANK

FRONTIER PRODUCTS

AD12G - 88 In. Debris Grapple Bucket for Current Loaders with Global Carrier Equipment for Base Machine

Cutting Width: 88 In.
Loader Series:
Global Carrier
Dimensions:
W89 In. x H29 In. x D39 In.
Capacity:
0.85 Cubic Foot Struck
1.0 Cubic Foot Heaped
Grapple Opening: 39.4 In.

Operational Weight: 1180 lbs.
Shipping Weight: 1230 lbs.

Hydraulic functions on loader attachment require third function hydraulic lines and hoses on loader as well as a tractor with (3) SCV's. Please reference the loader and tractor sales information for additional information.

CODE	ATTACHMENT IDENTIFIER	DESCRIPTION	SUGGESTED LIST PRICE USD (\$)
------	-----------------------	-------------	-------------------------------

Select One Code From Each Required Category

BASE MACHINE

2076XF	AD12G - 88 In. Debris Grapple Bucket for Current Loaders with Global Carrier <i>Note: Option is not compatible with Global Category II Carrier. Reference Frontier Loader Attachment Compatibility Chart for specific loader compatibility.</i>	5,118.00
--------	--	----------

ATTACHMENTS - ORDER AS DESIRED

9000	88 In. Debris Bucket Cutting Edge Kit (AD12 Series Only)	471.00
9010	Tooth Bar for 88 In. Debris Bucket with Bolt on Cutting Edge (AD12 Series Only)	1,028.00
9200	French Operators Manual and Decal Kit (AD11 and AD12 Series)	No Charge
9020	Tooth Bar for 88 In. Debris Bucket without Bolt on Cutting Edge (AD12 Series Only)	785.00

ATTACHMENTS FOR FIELD CONVERSION

	Miscellaneous:	
5FP10124	88 In. Debris Bucket Cutting Edge Kit (AD12 Series Only)	508.73
5MP43054	French Operator's Manual and Decal Kit (AD11, AD12, AM11, AR10, AR12, AY11 and AY12)	0.00
5FP10616	Tooth Bar for 88 In. Debris Bucket with Bolt on Cutting Edge (AD12 Series Only)	1,110.66
5FP10615	Tooth Bar for 88 In. Debris Bucket without Bolt on Cutting Edge (AD12 Series Only)	847.37

AD12G - 88 In. Debris Grapple Bucket for Current Loaders with Global Carrier

Continued

THIS PAGE IS INTENTIONALLY LEFT BLANK

FRONTIER PRODUCTS

AD12G - 96 In. Debris Grapple Bucket for Current Loaders with Global Carrier Equipment for Base Machine

Cutting Width: 96 In.
Loader Series:
Global Carrier
Dimensions:
W96 In. x H29 In. x D39 In.
Capacity:
1.0 Cubic Foot Struck
1.2 Cubic Foot Heaped
Grapple Opening: 39.4 In.

Operational Weight: 1230 lbs.
Shipping Weight: 1280 lbs.

Hydraulic functions on loader attachment require third function hydraulic lines and hoses on loader as well as a tractor with (3) SCV's. Please reference the loader and tractor sales information for additional information.

CODE	ATTACHMENT IDENTIFIER	DESCRIPTION	SUGGESTED LIST PRICE USD (\$)
------	--------------------------	-------------	-------------------------------------

Select One Code From Each Required Category

BASE MACHINE

2078XF		AD12G - 96 In. Debris Grapple Bucket for Current Loaders with Global Carrier <i>Note: Option is not compatible with Global Category II Carrier. Reference Frontier Loader Attachment Compatibility Chart for specific loader compatibility.</i>	5,121.00
--------	--	--	----------

ATTACHMENTS - ORDER AS DESIRED

9000		96 In. Debris Bucket Cutting Edge Kit (AD12 Series Only)	476.00
9010		Tooth Bar for 96 In. Debris Bucket with Bolt on Cutting Edge (AD12 Series Only)	1,069.00
9020		Tooth Bar for 96 In. Debris Bucket without Bolt on Cutting Edge (AD12 Series Only)	822.00
9200		French Operators Manual and Decal Kit (AD11 and AD12 Series)	No Charge

ATTACHMENTS FOR FIELD CONVERSION

Miscellaneous:			
5FP10125		96 In. Debris Bucket Cutting Edge Kit (AD12 Series Only)	495.72
5MP43054		French Operator's Manual and Decal Kit (AD11, AD12, AM11, AR10, AR12, AY11 and AY12)	0.00
5FP10645		Tooth Bar for 96 In. Debris Bucket with Bolt on Cutting Edge (AD12 Series Only)	1,154.78
5FP10644		Tooth Bar for 96 In. Debris Bucket without Bolt on Cutting Edge (AD12 Series Only)	888.27

AD12G - 96 In. Debris Grapple Bucket for Current Loaders with Global Carrier

Continued

THIS PAGE IS INTENTIONALLY LEFT BLANK

FRONTIER PRODUCTS

AE11E - 60 In. Free Stall Scraper for Current 300/400/500 Series Carrier Equipment for Base Machine

Cutting Width: 60 In.
Loader Series:
300, 400, and 500
Dimensions:
W60 In. x H28 In. x D29 In.
Optional Bolt-on Backdrag Weight:
138 lbs.
Operational Weight: 240 lbs.

Shipping Weight: 290 lbs.

CODE	ATTACHMENT IDENTIFIER	DESCRIPTION	SUGGESTED LIST PRICE USD (\$)
------	-----------------------	-------------	----------------------------------

Select One Code From Each Required Category

BASE MACHINE

2081XF		AE11E - 60 In. Free Stall Scraper for Current 300/400/500 Series Carrier <i>Note: Reference Frontier Loader Attachment Compatibility Chart for specific loader compatibility.</i>	1,446.00
--------	--	--	----------

ATTACHMENTS - ORDER AS DESIRED

9000		60 In. Back Drag Attachment (AE11E)	559.00
9200		French Operators Manual and Decal Kit (AE11 Series)	No Charge

ATTACHMENTS FOR FIELD CONVERSION

		Miscellaneous:	
5FP10736		60 In. Back Drag Attachment (AE11E)	603.72
5MP43052		French Operator's Manual and Decal Kit for Models: AB15, AB16, AE11, AF11, AF12, AG10, AH11, AS10, AS11	0.00

AE11E - 60 In. Free Stall Scraper for Current 300/400/500 Series Carrier

Continued

THIS PAGE IS INTENTIONALLY LEFT BLANK

FRONTIER PRODUCTS

AE11E - 72 In. Free Stall Scraper for Current 300/400/500 Series Carrier Equipment for Base Machine

Cutting Width: 72 In.
Loader Series:
300, 400, and 500
Dimensions:
W72 In. x H28 In. x D29 In.
Optional Bolt-on Backdrag Weight:
161 lbs.
Operational Weight: 265 lbs.

Shipping Weight: 315 lbs.

CODE	ATTACHMENT IDENTIFIER	DESCRIPTION	SUGGESTED LIST PRICE USD (\$)
------	--------------------------	-------------	-------------------------------------

Select One Code From Each Required Category

BASE MACHINE

2082XF	AE11E - 72 In. Free Stall Scraper for Current 300/400/500 Series Carrier <i>Note: Reference Frontier Loader Attachment Compatibility Chart for specific loader compatibility.</i>	1,674.00
--------	--	----------

ATTACHMENTS - ORDER AS DESIRED

9000	72 In. Back Drag Attachment (AE11E)	581.00
9200	French Operators Manual and Decal Kit (AE11 Series)	No Charge

ATTACHMENTS FOR FIELD CONVERSION

	Miscellaneous:	
5FP10737	72 In. Back Drag Attachment (AE11E)	627.48
5MP43052	French Operator's Manual and Decal Kit for Models: AB15, AB16, AE11, AF11, AF12, AG10, AH11, AS10, AS11	0.00

AE11E - 72 In. Free Stall Scraper for Current 300/400/500 Series Carrier

Continued

THIS PAGE IS INTENTIONALLY LEFT BLANK

FRONTIER PRODUCTS

AE11E - 84 In. Free Stall Scraper for Current 300/400/500 Series Carrier Equipment for Base Machine

Cutting Width: 84 In.

Loader Series:

300, 400, and 500

Dimensions:

W84 In. x H28 In. x D29 In.

Optional Bolt-on Backdrag Weight:

194 lbs.

Operational Weight: 285 lbs.

Shipping Weight: 335 lbs.

CODE	ATTACHMENT IDENTIFIER	DESCRIPTION	SUGGESTED LIST PRICE USD (\$)
------	--------------------------	-------------	-------------------------------------

Select One Code From Each Required Category

BASE MACHINE

2083XF	AE11E - 84 In. Free Stall Scraper for Current 300/400/500 Series Carrier <i>Note: Reference Frontier Loader Attachment Compatibility Chart for specific loader compatibility.</i>	1,691.00
--------	--	----------

ATTACHMENTS - ORDER AS DESIRED

9000	84 In. Back Drag Attachment (AE11E)	732.00
9200	French Operators Manual and Decal Kit (AE11 Series)	No Charge

ATTACHMENTS FOR FIELD CONVERSION

5FP10738	Miscellaneous: 84 In. Back Drag Attachment (AE11E)	790.56
5MP43052	French Operator's Manual and Decal Kit for Models: AB15, AB16, AE11, AF11, AF12, AG10, AH11, AS10, AS11	0.00

AE11E - 84 In. Free Stall Scraper for Current 300/400/500 Series Carrier

Continued

THIS PAGE IS INTENTIONALLY LEFT BLANK

FRONTIER PRODUCTS

AE11E - 96 In. Free Stall Scraper for Current 300/400/500 Series Carrier Equipment for Base Machine

Cutting Width: 96 In.
Loader Series:
300, 400, and 500
Dimensions:
W96 In. x H28 In. x D29 In.
Optional Bolt-on Backdrag Weight:
226 lbs.
Operational Weight: 305 lbs.

Shipping Weight: 355 lbs.

CODE	ATTACHMENT IDENTIFIER	DESCRIPTION	SUGGESTED LIST PRICE USD (\$)
------	--------------------------	-------------	-------------------------------------

Select One Code From Each Required Category

BASE MACHINE

2084XF	AE11E - 96 In. Free Stall Scraper for Current 300/400/500 Series Carrier <i>Note: Reference Frontier Loader Attachment Compatibility Chart for specific loader compatibility.</i>	1,735.00
--------	--	----------

ATTACHMENTS - ORDER AS DESIRED

9000	96 In. Back Drag Attachment (AE11E)	775.00
9200	French Operators Manual and Decal Kit (AE11 Series)	No Charge

ATTACHMENTS FOR FIELD CONVERSION

	Miscellaneous:	
5FP10739	96 In. Back Drag Attachment (AE11E)	837.00
5MP43052	French Operator's Manual and Decal Kit for Models: AB15, AB16, AE11, AF11, AF12, AG10, AH11, AS10, AS11	0.00

AE11E - 96 In. Free Stall Scraper for Current 300/400/500 Series Carrier

Continued

THIS PAGE IS INTENTIONALLY LEFT BLANK

FRONTIER PRODUCTS

AF11E - 6 Ft. Boom Mounted Front Blade with Manual Angle for Current 300/400/500 Series Carrier Equipment for Base Machine

Cutting Width: 6 Ft.
Loader Series:
300, 400, and 500
Dimensions:
W72 In. x H23 In. x D34 In.
Operational Weight: 400 lbs.
Shipping Weight: 430 lbs.

Hydraulic functions on loader attachment require third function hydraulic lines and hoses on loader as well as a tractor with (3) SCV's. Please reference the loader and tractor sales information for additional information.

CODE	ATTACHMENT IDENTIFIER	DESCRIPTION	SUGGESTED LIST PRICE USD (\$)
------	--------------------------	-------------	-------------------------------------

Select One Code From Each Required Category

BASE MACHINE

2091XF	AF11E - 6 Ft. Boom Mounted Front Blade with Manual Angle for Current 300/400/500 Series Carrier <i>Note: Reference Frontier Loader Attachment Compatibility Chart for specific loader compatibility.</i>	2,331.00
--------	---	----------

ATTACHMENTS - ORDER AS DESIRED

9000	Hydraulic angle Kit for 6 Ft. and 7 Ft. AF11E	512.00
9020	Rubber Edge Kit for 6 Ft. AF11E	464.00
9200	French Operators Manual and Decal Kit (AF11 and AF12 Series)	No Charge

ATTACHMENTS FOR FIELD CONVERSION

5MP43052	Miscellaneous: French Operator's Manual and Decal Kit for Models: AB15, AB16, AE11, AF11, AF12, AG10, AH11, AS10, AS11	0.00
5FP10726	Hydraulic Angle Kit for 6 Ft. and 7 Ft. AF11E	553.44
5FPLAF6486	Rubber Edge Kit for 6 Ft. AF11E	501.53

**AF11E - 6 Ft. Boom Mounted Front Blade with Manual Angle for Current 300/400/500
Series Carrier**
Continued

THIS PAGE IS INTENTIONALLY LEFT BLANK

FRONTIER PRODUCTS

AF11E - 7 Ft. Boom Mounted Front Blade with Manual Angle for Current 300/400/500 Series Carrier Equipment for Base Machine

Cutting Width: 7 Ft.
Loader Series:
300, 400, and 500
Dimensions:
W84 In. x H23 In. x D34 In.
Operational Weight: 450 lbs.
Shipping Weight: 480 lbs.

Hydraulic functions on loader attachment require third function hydraulic lines and hoses on loader as well as a tractor with (3) SCV's. Please reference the loader and tractor sales information for additional information.

CODE	ATTACHMENT IDENTIFIER	DESCRIPTION	SUGGESTED LIST PRICE USD (\$)
------	--------------------------	-------------	-------------------------------------

Select One Code From Each Required Category

BASE MACHINE

2093XF	AF11E - 7 Ft. Boom Mounted Front Blade with Manual Angle for Current 300/400/500 Series Carrier <i>Note: Reference Frontier Loader Attachment Compatibility Chart for specific loader compatibility.</i>	2,366.00
--------	--	----------

ATTACHMENTS - ORDER AS DESIRED

9000	Hydraulic angle Kit for 6 Ft. and 7 Ft. AF11E	512.00
9020	Rubber Edge Kit for 7 Ft. AF11E	498.00
9200	French Operators Manual and Decal Kit (AF11 and AF12 Series)	No Charge

ATTACHMENTS FOR FIELD CONVERSION

5MP43052	Miscellaneous: French Operator's Manual and Decal Kit for Models: AB15, AB16, AE11, AF11, AF12, AG10, AH11, AS10, AS11	0.00
5FP10726	Hydraulic Angle Kit for 6 Ft. and 7 Ft. AF11E	553.44
5FPLAF6487	Rubber Edge Kit for 7 Ft. AF11E	537.84

**AF11E - 7 Ft. Boom Mounted Front Blade with Manual Angle for Current 300/400/500
Series Carrier**
Continued

THIS PAGE IS INTENTIONALLY LEFT BLANK

FRONTIER PRODUCTS

AF11D - 7 Ft. Boom Mounted Front Blade with Hydraulic Angle for Current 600/700 Series Carrier Equipment for Base Machine

Cutting Width: 7 Ft.
Loader Series:
600 Series Loaders
on 6000 Series Tractors
Dimensions:
W84 In. x H32 In. x D48 In.
Operational Weight: 730 lbs.

Shipping Weight: 780 lbs.

Hydraulic functions on loader attachment require third function hydraulic lines and hoses on loader as well as a tractor with (3) SCV's. Please reference the loader and tractor sales information for additional information.

CODE	ATTACHMENT IDENTIFIER	DESCRIPTION	SUGGESTED LIST PRICE USD (\$)
------	-----------------------	-------------	-------------------------------

Select One Code From Each Required Category

BASE MACHINE

2092XF	AF11D - 7 Ft. Boom Mounted Front Blade with Hydraulic Angle for Current 600/700 Series Carrier <i>ONLY 6000 series tractors.</i> <i>Note: Reference Frontier Loader Attachment Compatibility Chart for specific loader compatibility.</i>	4,557.00
--------	---	----------

ATTACHMENTS - ORDER AS DESIRED

9010	Rubber Top Flap Kit for 7 Ft. AF11D and AF11G	192.00
9020	Rubber Edge Kit for 7 Ft. AF11D and AF11G	575.00
9200	French Operators Manual and Decal Kit (AF11 and AF12 Series)	No Charge

ATTACHMENTS FOR FIELD CONVERSION

5MP43052	Miscellaneous: French Operator's Manual and Decal Kit for Models: AB15, AB16, AE11, AF11, AF12, AG10, AH11, AS10, AS11	0.00
5FPLAF1551	Rubber Edge Kit for 7 Ft. AF11D and AF11G	621.00
5FPLAF6492	Rubber Top Flap Kit for 7 Ft. AF11D and AF11G	208.11

**AF11D - 7 Ft. Boom Mounted Front Blade with Hydraulic Angle for Current 600/700
Series Carrier**
Continued

THIS PAGE IS INTENTIONALLY LEFT BLANK

FRONTIER PRODUCTS

AF11D - 8 Ft. Boom Mounted Front Blade with Hydraulic Angle for Current 600/700 Series Carrier Equipment for Base Machine

Cutting Width: 8 Ft.
Loader Series:
600 Series Loaders
on 6000 Series Tractors
Dimensions:
W96 In. x H32 In. x D54 In.
Operational Weight: 1195 lbs.

Shipping Weight: 1245 lbs.

Hydraulic functions on loader attachment require third function hydraulic lines and hoses on loader as well as a tractor with (3) SCV's. Please reference the loader and tractor sales information for additional information.

CODE	ATTACHMENT IDENTIFIER	DESCRIPTION	SUGGESTED LIST PRICE USD (\$)
------	-----------------------	-------------	-------------------------------

Select One Code From Each Required Category

BASE MACHINE

2095XF	AF11D - 8 Ft. Boom Mounted Front Blade with Hydraulic Angle for Current 600/700 Series Carrier <i>ONLY 6000 series tractors.</i> <i>Note: Reference Frontier Loader Attachment Compatibility Chart for specific loader compatibility.</i>	4,573.00
--------	---	----------

ATTACHMENTS - ORDER AS DESIRED

9010	Rubber Top Flap Kit for 8 Ft. AF11D, AF11G, AF12D and AF12G	207.00
9020	Rubber Edge Kit for 8 Ft. AF11D, AF11G, AF12D and AF12G	637.00
9200	French Operators Manual and Decal Kit (AF11 and AF12 Series)	No Charge

ATTACHMENTS FOR FIELD CONVERSION

5MP43052	Miscellaneous: French Operator's Manual and Decal Kit for Models: AB15, AB16, AE11, AF11, AF12, AG10, AH11, AS10, AS11	0.00
5FPLAF1552	Rubber Edge Kit for 8 Ft. AF11D, AF11G, AF12D and AF12G	688.60
5FPLAF6493	Rubber Top Flap Kit for 8 Ft. AF11D, AF11G, AF12D and AF12G	224.46

**AF11D - 8 Ft. Boom Mounted Front Blade with Hydraulic Angle for Current 600/700
Series Carrier**
Continued

THIS PAGE IS INTENTIONALLY LEFT BLANK

FRONTIER PRODUCTS

AF11G - 7 Ft. Boom Mounted Front Blade with Hydraulic Angle for Current Loaders with Global Carrier Equipment for Base Machine

Cutting Width: 7 Ft.
 Loader Series:
 Global Carrier on 6000 Series Tractors
 Dimensions:
 W84 In. x H32 In. x D48 In.
 Operational Weight: 710 lbs.
 Shipping Weight: 760 lbs.

Hydraulic functions on loader attachment require third function hydraulic lines and hoses on loader as well as a tractor with (3) SCV's. Please reference the loader and tractor sales information for additional information.

CODE	ATTACHMENT IDENTIFIER	DESCRIPTION	SUGGESTED LIST PRICE USD (\$)
------	--------------------------	-------------	-------------------------------------

Select One Code From Each Required Category

BASE MACHINE

2094XF	AF11G - 7 Ft. Boom Mounted Front Blade with Hydraulic Angle for Current Loaders with Global Carrier <i>ONLY 6000 series tractors and smaller. Note: Option is not compatible with Global Category II Carrier. Reference Frontier Loader Attachment Compatibility Chart for specific loader compatibility.</i>	4,276.00
--------	--	----------

ATTACHMENTS - ORDER AS DESIRED

9010	Rubber Top Flap Kit for 7 Ft. AF11D and AF11G	192.00
9020	Rubber Edge Kit for 7 Ft. AF11D and AF11G	575.00
9200	French Operators Manual and Decal Kit (AF11 and AF12 Series)	No Charge

ATTACHMENTS FOR FIELD CONVERSION

5MP43052	Miscellaneous: French Operator's Manual and Decal Kit for Models: AB15, AB16, AE11, AF11, AF12, AG10, AH11, AS10, AS11	0.00
5FPLAF1551	Rubber Edge Kit for 7 Ft. AF11D and AF11G	621.00
5FPLAF6492	Rubber Top Flap Kit for 7 Ft. AF11D and AF11G	208.11

**AF11G - 7 Ft. Boom Mounted Front Blade with Hydraulic Angle for Current Loaders with
Global Carrier**

Continued

THIS PAGE IS INTENTIONALLY LEFT BLANK

FRONTIER PRODUCTS

AF11G - 8 Ft. Boom Mounted Front Blade with Hydraulic Angle for Current Loaders with Global Carrier Equipment for Base Machine

Cutting Width: 8 Ft.
Loader Series:
Global Carrier on 6000 Series Tractors
Dimensions:
W96 In. x H32 In. x D54 In.
Operational Weight: 1175 lbs.
Shipping Weight: 1225 lbs.

Hydraulic functions on loader attachment require third function hydraulic lines and hoses on loader as well as a tractor with (3) SCV's. Please reference the loader and tractor sales information for additional information.

CODE	ATTACHMENT IDENTIFIER	DESCRIPTION	SUGGESTED LIST PRICE USD (\$)
------	--------------------------	-------------	-------------------------------------

Select One Code From Each Required Category

BASE MACHINE

2096XF	AF11G - 8 Ft. Boom Mounted Front Blade with Hydraulic Angle for Current Loaders with Global Carrier <i>ONLY 6000 series tractors and smaller. Note: Option is not compatible with Global Category II Carrier. Reference Frontier Loader Attachment Compatibility Chart for specific loader compatibility.</i>	4,687.00
--------	--	----------

ATTACHMENTS - ORDER AS DESIRED

9010	Rubber Top Flap Kit for 8 Ft. AF11D, AF11G, AF12D and AF12G	207.00
9020	Rubber Edge Kit for 8 Ft. AF11D, AF11G, AF12D and AF12G	637.00
9200	French Operators Manual and Decal Kit (AF11 and AF12 Series)	No Charge

ATTACHMENTS FOR FIELD CONVERSION

5MP43052	Miscellaneous: French Operator's Manual and Decal Kit for Models: AB15, AB16, AE11, AF11, AF12, AG10, AH11, AS10, AS11	0.00
5FPLAF1552	Rubber Edge Kit for 8 Ft. AF11D, AF11G, AF12D and AF12G	688.60
5FPLAF6493	Rubber Top Flap Kit for 8 Ft. AF11D, AF11G, AF12D and AF12G	224.46

**AF11G - 8 Ft. Boom Mounted Front Blade with Hydraulic Angle for Current Loaders with
Global Carrier**
Continued

THIS PAGE IS INTENTIONALLY LEFT BLANK

FRONTIER PRODUCTS

AF12D - 8 Ft. Boom Mounted Front Blade with Hydraulic Angle for Current 600/700 Series Carrier Equipment for Base Machine

Cutting Width: 8 Ft.
Loader Series:
600 and 700
Dimensions:
W96 In. x H32 In. x D54 In.
Operational Weight: 1195 lbs.
Shipping Weight: 1245 lbs.

Hydraulic functions on loader attachment require third function hydraulic lines and hoses on loader as well as a tractor with (3) SCV's. Please reference the loader and tractor sales information for additional information.

CODE	ATTACHMENT IDENTIFIER	DESCRIPTION	SUGGESTED LIST PRICE USD (\$)
------	-----------------------	-------------	----------------------------------

Select One Code From Each Required Category

BASE MACHINE

2101XF	AF12D - 8 Ft. Boom Mounted Front Blade with Hydraulic Angle for Current 600/700 Series Carrier <i>Note: Reference Frontier Loader Attachment Compatibility Chart for specific loader compatibility.</i>	5,883.00
--------	--	----------

ATTACHMENTS - ORDER AS DESIRED

9010	Rubber Top Flap Kit for 8 Ft. AF11D, AF11G, AF12D and AF12G	207.00
9020	Rubber Edge Kit for 8 Ft. AF11D, AF11G, AF12D and AF12G	637.00
9200	French Operators Manual and Decal Kit (AF11 and AF12 Series)	No Charge

ATTACHMENTS FOR FIELD CONVERSION

5MP43052	Miscellaneous: French Operator's Manual and Decal Kit for Models: AB15, AB16, AE11, AF11, AF12, AG10, AH11, AS10, AS11	0.00
5FPLAF1552	Rubber Edge Kit for 8 Ft. AF11D, AF11G, AF12D and AF12G	688.60
5FPLAF6493	Rubber Top Flap Kit for 8 Ft. AF11D, AF11G, AF12D and AF12G	224.46

**AF12D - 8 Ft. Boom Mounted Front Blade with Hydraulic Angle for Current 600/700
Series Carrier**
Continued

THIS PAGE IS INTENTIONALLY LEFT BLANK

FRONTIER PRODUCTS

AF12D - 9 Ft. Boom Mounted Front Blade with Hydraulic Angle for Current 600/700 Series Carrier Equipment for Base Machine

Cutting Width: 9 Ft.
Loader Series:
600 and 700
Dimensions:
W96 In. x H32 In. x D54 In.
Operational Weight: 1195 lbs.
Shipping Weight: 1245 lbs.

Hydraulic functions on loader attachment require third function hydraulic lines and hoses on loader as well as a tractor with (3) SCV's. Please reference the loader and tractor sales information for additional information.

CODE	ATTACHMENT IDENTIFIER	DESCRIPTION	SUGGESTED LIST PRICE USD (\$)
------	-----------------------	-------------	-------------------------------

Select One Code From Each Required Category

BASE MACHINE

2103XF	AF12D - 9 Ft. Boom Mounted Front Blade with Hydraulic Angle for Current 600/700 Series Carrier <i>Note: Reference Frontier Loader Attachment Compatibility Chart for specific loader compatibility.</i>	6,579.00
--------	--	----------

ATTACHMENTS - ORDER AS DESIRED

9010	Rubber Top Flap Kit for 9 Ft. AF12D and AF12G	223.00
9020	Rubber Edge Kit for 9 Ft. AF12D and AF12G	697.00
9200	French Operators Manual and Decal Kit (AF11 and AF12 Series)	No Charge

ATTACHMENTS FOR FIELD CONVERSION

5MP43052	Miscellaneous: French Operator's Manual and Decal Kit for Models: AB15, AB16, AE11, AF11, AF12, AG10, AH11, AS10, AS11	0.00
5FPLAF1553	Rubber Edge Kit for 9 Ft. AF12D and AF12G	752.84
5FPLAF6494	Rubber Top Flap Kit for 9 Ft. AF12D and AF12G	240.84

**AF12D - 9 Ft. Boom Mounted Front Blade with Hydraulic Angle for Current 600/700
Series Carrier**
Continued

THIS PAGE IS INTENTIONALLY LEFT BLANK

FRONTIER PRODUCTS

AF12D - 10 Ft. Boom Mounted Front Blade with Hydraulic Angle for Current 600/700 Series Carrier Equipment for Base Machine

Cutting Width: 10 Ft.
Loader Series:
600 and 700
Dimensions:
W96 In. x H32 In. x D54 In.
Operational Weight: 1195 lbs.
Shipping Weight: 1245 lbs.

Hydraulic functions on loader attachment require third function hydraulic lines and hoses on loader as well as a tractor with (3) SCV's. Please reference the loader and tractor sales information for additional information.

CODE	ATTACHMENT IDENTIFIER	DESCRIPTION	SUGGESTED LIST PRICE USD (\$)
------	-----------------------	-------------	-------------------------------

Select One Code From Each Required Category

BASE MACHINE

2105XF	AF12D - 10 Ft. Boom Mounted Front Blade with Hydraulic Angle for Current 600/700 Series Carrier <i>Note: Reference Frontier Loader Attachment Compatibility Chart for specific loader compatibility.</i>	6,771.00
--------	---	----------

ATTACHMENTS - ORDER AS DESIRED

9010	Rubber Top Flap Kit for 10 Ft. AF12D and AF12G	237.00
9020	Rubber Edge Kit for 10 Ft. AF12D and AF12G	757.00
9200	French Operators Manual and Decal Kit (AF11 and AF12 Series)	No Charge

ATTACHMENTS FOR FIELD CONVERSION

5MP43052	Miscellaneous: French Operator's Manual and Decal Kit for Models: AB15, AB16, AE11, AF11, AF12, AG10, AH11, AS10, AS11	0.00
5FPLAF1554	Rubber Edge Kit for 10 Ft. AF12D and AF12G	818.32
5FPLAF6495	Rubber Top Flap Kit for 10 Ft. AF12D and AF12G	256.04

**AF12D - 10 Ft. Boom Mounted Front Blade with Hydraulic Angle for Current 600/700
Series Carrier**
Continued

THIS PAGE IS INTENTIONALLY LEFT BLANK

FRONTIER PRODUCTS

AF12G - 8 Ft. Boom Mounted Front Blade with Hydraulic Angle for Current Loaders with Global Carrier Equipment for Base Machine

Cutting Width: 8 Ft.
Loader Series:
Global Carrier
Dimensions:
W96 In. x H32 In. x D54 In.
Operational Weight: 1175 lbs.
Shipping Weight: 1225 lbs.

Hydraulic functions on loader attachment require third function hydraulic lines and hoses on loader as well as a tractor with (3) SCV's. Please reference the loader and tractor sales information for additional information.

CODE	ATTACHMENT IDENTIFIER	DESCRIPTION	SUGGESTED LIST PRICE USD (\$)
------	--------------------------	-------------	-------------------------------------

Select One Code From Each Required Category

BASE MACHINE

2102XF	AF12G - 8 Ft. Boom Mounted Front Blade with Hydraulic Angle for Current Loaders with Global Carrier <i>Note: Option is not compatible with Global Category II Carrier. Reference Frontier Loader Attachment Compatibility Chart for specific loader compatibility.</i>	5,364.00
--------	---	----------

ATTACHMENTS - ORDER AS DESIRED

9010	Rubber Top Flap Kit for 8 Ft. AF11D, AF11G, AF12D and AF12G	207.00
9020	Rubber Edge Kit for 8 Ft. AF11D, AF11G, AF12D and AF12G	637.00
9200	French Operators Manual and Decal Kit (AF11 and AF12 Series)	No Charge

ATTACHMENTS FOR FIELD CONVERSION

5MP43052	Miscellaneous: French Operator's Manual and Decal Kit for Models: AB15, AB16, AE11, AF11, AF12, AG10, AH11, AS10, AS11	0.00
5FPLAF1552	Rubber Edge Kit for 8 Ft. AF11D, AF11G, AF12D and AF12G	688.60
5FPLAF6493	Rubber Top Flap Kit for 8 Ft. AF11D, AF11G, AF12D and AF12G	224.46

**AF12G - 8 Ft. Boom Mounted Front Blade with Hydraulic Angle for Current Loaders with
Global Carrier**
Continued

THIS PAGE IS INTENTIONALLY LEFT BLANK

FRONTIER PRODUCTS

AF12G - 9 Ft. Boom Mounted Front Blade with Hydraulic Angle for Current Loaders with Global Carrier Equipment for Base Machine

Cutting Width: 9 Ft.
Loader Series:
Global Carrier
Dimensions:
W96 In. x H32 In. x D54 In.
Operational Weight: 1175 lbs.
Shipping Weight: 1225 lbs.

Hydraulic functions on loader attachment require third function hydraulic lines and hoses on loader as well as a tractor with (3) SCV's. Please reference the loader and tractor sales information for additional information.

CODE	ATTACHMENT IDENTIFIER	DESCRIPTION	SUGGESTED LIST PRICE USD (\$)
------	--------------------------	-------------	-------------------------------------

Select One Code From Each Required Category

BASE MACHINE

2104XF	AF12G - 9 Ft. Boom Mounted Front Blade with Hydraulic Angle for Current Loaders with Global Carrier <i>Note: Option is not compatible with Global Category II Carrier. Reference Frontier Loader Attachment Compatibility Chart for specific loader compatibility.</i>	5,880.00
--------	---	----------

ATTACHMENTS - ORDER AS DESIRED

9010	Rubber Top Flap Kit for 9 Ft. AF12D and AF12G	223.00
9020	Rubber Edge Kit for 9 Ft. AF12D and AF12G	697.00
9200	French Operators Manual and Decal Kit (AF11 and AF12 Series)	No Charge

ATTACHMENTS FOR FIELD CONVERSION

5MP43052	Miscellaneous: French Operator's Manual and Decal Kit for Models: AB15, AB16, AE11, AF11, AF12, AG10, AH11, AS10, AS11	0.00
5FPLAF1553	Rubber Edge Kit for 9 Ft. AF12D and AF12G	752.84
5FPLAF6494	Rubber Top Flap Kit for 9 Ft. AF12D and AF12G	240.84

**AF12G - 9 Ft. Boom Mounted Front Blade with Hydraulic Angle for Current Loaders with
Global Carrier**
Continued

THIS PAGE IS INTENTIONALLY LEFT BLANK

FRONTIER PRODUCTS

AF12G - 10 Ft. Boom Mounted Front Blade with Hydraulic Angle for Current Loaders with Global Carrier Equipment for Base Machine

Cutting Width: 10 Ft.
Loader Series:
Global Carrier
Dimensions:
W96 In. x H32 In. x D54 In.
Operational Weight: 1175 lbs.
Shipping Weight: 1225 lbs.

Hydraulic functions on loader attachment require third function hydraulic lines and hoses on loader as well as a tractor with (3) SCV's. Please reference the loader and tractor sales information for additional information.

CODE	ATTACHMENT IDENTIFIER	DESCRIPTION	SUGGESTED LIST PRICE USD (\$)
------	--------------------------	-------------	-------------------------------------

Select One Code From Each Required Category

BASE MACHINE

2106XF	AF12G - 10 Ft. Boom Mounted Front Blade with Hydraulic Angle for Current Loaders with Global Carrier <i>Note: Option is not compatible with Global Category II Carrier. Reference Frontier Loader Attachment Compatibility Chart for specific loader compatibility.</i>	6,209.00
--------	--	----------

ATTACHMENTS - ORDER AS DESIRED

9010	Rubber Top Flap Kit for 10 Ft. AF12D and AF12G	237.00
9020	Rubber Edge Kit for 10 Ft. AF12D and AF12G	757.00
9200	French Operators Manual and Decal Kit (AF11 and AF12 Series)	No Charge

ATTACHMENTS FOR FIELD CONVERSION

5MP43052	Miscellaneous: French Operator's Manual and Decal Kit for Models: AB15, AB16, AE11, AF11, AF12, AG10, AH11, AS10, AS11	0.00
5FPLAF1554	Rubber Edge Kit for 10 Ft. AF12D and AF12G	818.32
5FPLAF6495	Rubber Top Flap Kit for 10 Ft. AF12D and AF12G	256.04

**AF12G - 10 Ft. Boom Mounted Front Blade with Hydraulic Angle for Current Loaders
with Global Carrier**
Continued

THIS PAGE IS INTENTIONALLY LEFT BLANK

FRONTIER PRODUCTS

AM11H - 60 In. Manure Fork with Grapple for Current 300CX/400 Series Carrier Equipment for Base Machine

Cutting Width: 60 In.
Loader Series:
300 and 400 Only (Not 500 Series)
Dimensions:
W60 In. x H26.5 In. x D34 In.
Grapple Opening: 37 In.
Operational Weight: 457 lbs.

Shipping Weight: 507 lbs.

Hydraulic functions on loader attachment require third function hydraulic lines and hoses on loader as well as a tractor with (3) SCV's. Please reference the loader and tractor sales information for additional information.

CODE	ATTACHMENT IDENTIFIER	DESCRIPTION	SUGGESTED LIST PRICE USD (\$)
------	--------------------------	-------------	-------------------------------------

Select One Code From Each Required Category

BASE MACHINE

2141XF	AM11H - 60 In. Manure Fork with Grapple for Current 300CX/400 Series Carrier <i>Note: Reference Frontier Loader Attachment Compatibility Chart for specific loader compatibility.</i>	2,738.00
--------	--	----------

ATTACHMENTS - ORDER AS DESIRED

9200	French Operators Manual and Decal Kit (AM11 Series)	No Charge
------	---	-----------

ATTACHMENTS FOR FIELD CONVERSION

5MP43054	Miscellaneous: French Operator's Manual and Decal Kit (AD11, AD12, AM11, AR10, AR12, AY11 and AY12)	0.00
----------	--	------

AM11H - 60 In. Manure Fork with Grapple for Current 300CX/400 Series Carrier

Continued

THIS PAGE IS INTENTIONALLY LEFT BLANK

FRONTIER PRODUCTS

AM11E - 72 In. Manure Fork with Grapple for Current 300CX/400/500 Series Carrier Equipment for Base Machine

Cutting Width: 72 In.
Loader Series:
300, 400, and 500
Dimensions:
W72 In. x H26.5 In. x D34 In.
Grapple Opening: 37 In.
Operational Weight: 471 lbs.

Shipping Weight: 521 lbs.

Hydraulic functions on loader attachment require third function hydraulic lines and hoses on loader as well as a tractor with (3) SCV's. Please reference the loader and tractor sales information for additional information.

CODE	ATTACHMENT IDENTIFIER	DESCRIPTION	SUGGESTED LIST PRICE USD (\$)
------	--------------------------	-------------	-------------------------------------

Select One Code From Each Required Category

BASE MACHINE

2142XF	AM11E - 72 In. Manure Fork with Grapple for Current 300CX/400/500 Series Carrier <i>Note: Reference Frontier Loader Attachment Compatibility Chart for specific loader compatibility.</i>	2,805.00
--------	--	----------

ATTACHMENTS - ORDER AS DESIRED

9200	French Operators Manual and Decal Kit (AM11 Series)	No Charge
------	---	-----------

ATTACHMENTS FOR FIELD CONVERSION

5MP43054	Miscellaneous: French Operator's Manual and Decal Kit (AD11, AD12, AM11, AR10, AR12, AY11 and AY12)	0.00
----------	--	------

AM11E - 72 In. Manure Fork with Grapple for Current 300CX/400/500 Series Carrier

Continued

THIS PAGE IS INTENTIONALLY LEFT BLANK

FRONTIER PRODUCTS

AM11D - 84 In. Manure Fork with Grapple for Current 600/700 Series Carrier Equipment for Base Machine

Cutting Width: 84 In.

Loader Series:

600 and 700

Dimensions:

W84 In. x H27.5 In. x D26 In.

Grapple Opening: 37 In.

Operational Weight: 587 lbs.

Shipping Weight: 637 lbs.

Hydraulic functions on loader attachment require third function hydraulic lines and hoses on loader as well as a tractor with (3) SCV's. Please reference the loader and tractor sales information for additional information.

CODE	ATTACHMENT IDENTIFIER	DESCRIPTION	SUGGESTED LIST PRICE USD (\$)
------	--------------------------	-------------	-------------------------------------

Select One Code From Each Required Category

BASE MACHINE

2143XF	AM11D - 84 In. Manure Fork with Grapple for Current 600/700 Series Carrier <i>Note: Reference Frontier Loader Attachment Compatibility Chart for specific loader compatibility.</i>	3,233.00
--------	--	----------

ATTACHMENTS - ORDER AS DESIRED

9200	French Operators Manual and Decal Kit (AM11 Series)	No Charge
------	---	-----------

ATTACHMENTS FOR FIELD CONVERSION

5MP43054	Miscellaneous: French Operator's Manual and Decal Kit (AD11, AD12, AM11, AR10, AR12, AY11 and AY12)	0.00
----------	--	------

AM11D - 84 In. Manure Fork with Grapple for Current 600/700 Series Carrier

Continued

THIS PAGE IS INTENTIONALLY LEFT BLANK

FRONTIER PRODUCTS

AM11D - 96 In. Manure Fork with Grapple for Current 600/700 Series Carrier Equipment for Base Machine

Cutting Width: 96 In.

Loader Series:

600 and 700

Dimensions:

W96 In. x H27.5 In. x D26 In.

Grapple Opening: 37 In.

Operational Weight: 651 lbs.

Shipping Weight: 701 lbs.

Hydraulic functions on loader attachment require third function hydraulic lines and hoses on loader as well as a tractor with (3) SCV's. Please reference the loader and tractor sales information for additional information.

CODE	ATTACHMENT IDENTIFIER	DESCRIPTION	SUGGESTED LIST PRICE USD (\$)
------	--------------------------	-------------	-------------------------------------

Select One Code From Each Required Category

BASE MACHINE

2145XF	AM11D - 96 In. Manure Fork with Grapple for Current 600/700 Series Carrier <i>Note: Reference Frontier Loader Attachment Compatibility Chart for specific loader compatibility.</i>	3,785.00
--------	--	----------

ATTACHMENTS - ORDER AS DESIRED

9200	French Operators Manual and Decal Kit (AM11 Series)	No Charge
------	---	-----------

ATTACHMENTS FOR FIELD CONVERSION

5MP43054	Miscellaneous: French Operator's Manual and Decal Kit (AD11, AD12, AM11, AR10, AR12, AY11 and AY12)	0.00
----------	--	------

AM11D - 96 In. Manure Fork with Grapple for Current 600/700 Series Carrier

Continued

THIS PAGE IS INTENTIONALLY LEFT BLANK

FRONTIER PRODUCTS

AM11G - 84 In. Manure Fork with Grapple for Current Loaders with Global Carrier Equipment for Base Machine

Cutting Width: 84 In.

Loader Series:

Global Carrier

Dimensions:

W84 In. x H24 In. x D35 In.

Grapple Opening: 37 In.

Operational Weight: 537 lbs.

Shipping Weight: 587 lbs.

Hydraulic functions on loader attachment require third function hydraulic lines and hoses on loader as well as a tractor with (3) SCV's. Please reference the loader and tractor sales information for additional information.

CODE	ATTACHMENT IDENTIFIER	DESCRIPTION	SUGGESTED LIST PRICE USD (\$)
------	--------------------------	-------------	-------------------------------------

Select One Code From Each Required Category

BASE MACHINE

2144XF	AM11G - 84 In. Manure Fork with Grapple for Current Loaders with Global Carrier <i>Note: Reference Frontier Loader Attachment Compatibility Chart for specific loader compatibility.</i>	3,435.00
--------	---	----------

ATTACHMENTS - ORDER AS DESIRED

9200	French Operators Manual and Decal Kit (AM11 Series)	No Charge
------	---	-----------

ATTACHMENTS FOR FIELD CONVERSION

5MP43054	Miscellaneous: French Operator's Manual and Decal Kit (AD11, AD12, AM11, AR10, AR12, AY11 and AY12)	0.00
----------	--	------

AM11G - 84 In. Manure Fork with Grapple for Current Loaders with Global Carrier

Continued

THIS PAGE IS INTENTIONALLY LEFT BLANK

FRONTIER PRODUCTS

AM11G - 96 In. Manure Fork with Grapple for Current Loaders with Global Carrier Equipment for Base Machine

Cutting Width: 96 In.

Loader Series:

Global Carrier

Dimensions:

W96 In. x H24 In. x D35 In.

Grapple Opening: 37 In.

Operational Weight: 601 lbs.

Shipping Weight: 651 lbs.

Hydraulic functions on loader attachment require third function hydraulic lines and hoses on loader as well as a tractor with (3) SCV's. Please reference the loader and tractor sales information for additional information.

CODE	ATTACHMENT IDENTIFIER	DESCRIPTION	SUGGESTED LIST PRICE USD (\$)
------	--------------------------	-------------	-------------------------------------

Select One Code From Each Required Category

BASE MACHINE

2146XF	AM11G - 96 In. Manure Fork with Grapple for Current Loaders with Global Carrier <i>Note: Reference Frontier Loader Attachment Compatibility Chart for specific loader compatibility.</i>	3,984.00
--------	---	----------

ATTACHMENTS - ORDER AS DESIRED

9200	French Operators Manual and Decal Kit (AM11 Series)	No Charge
------	---	-----------

ATTACHMENTS FOR FIELD CONVERSION

5MP43054	Miscellaneous: French Operator's Manual and Decal Kit (AD11, AD12, AM11, AR10, AR12, AY11 and AY12)	0.00
----------	--	------

AM11G - 96 In. Manure Fork with Grapple for Current Loaders with Global Carrier

Continued

THIS PAGE IS INTENTIONALLY LEFT BLANK

FRONTIER PRODUCTS

AP12A Fixed Pallet Fork for Current 800 Series Carrier Equipment for Base Machine

Pallet Forks (42 In. or 48 In. in Length):

Two - 1.57 In. x 5.12 In.
(600, 700, Global, and
800 Series Loaders)

Load Rating: 5500 lbs.
(600, 700, Global, and
800 Series Loaders)

Dimensions (42 In. Forks or 48 In. Forks):
37H x 60W x 54L or 60L

Operational Weight

(42 In. Forks or 48 In. Forks):
445 or 465 lbs.

CODE	ATTACHMENT IDENTIFIER	DESCRIPTION	SUGGESTED LIST PRICE USD (\$)
------	--------------------------	-------------	-------------------------------------

Select One Code From Each Required Category

BASE MACHINE

2151XF	AP12A Fixed Pallet Fork for Current 800 Series Carrier <i>Note: Reference Frontier Loader Attachment Compatibility Chart for specific loader compatibility.</i>	1,814.00
--------	--	----------

PALLET TINE LENGTH

1000	42 In. Pallet Tine <i>Rated for 5500 lbs.</i>	In Base Price
1010	48 In. Pallet Tine <i>Rated for 5500 lbs.</i>	54.00

ATTACHMENTS - ORDER AS DESIRED

9200	French Operator's Manual and Decal Kit for AB11, AB12, AB13, AB14 Bale Spear and AP12 and AP13 Pallet Forks	No Charge
------	---	-----------

ATTACHMENTS FOR FIELD CONVERSION

5MP43053	Miscellaneous: French Operator's Manual and Decal Kit for AB11, AB12, AB13 and AB14 Bale Spears and AP12 and AP13 Pallet Forks	0.00
----------	--	------

AP12A Fixed Pallet Fork for Current 800 Series Carrier

Continued

THIS PAGE IS INTENTIONALLY LEFT BLANK

FRONTIER PRODUCTS

AP12F Fixed Pallet Fork for Current 200/300/400/500 Series Carrier Equipment for Base Machine

Pallet Forks (42 In. or 48 In. in Length):

Two - 1.38 In. x 4.72 In.
(200, 300, 400, and
500 Series Loaders)

Load Rating: 3750 lbs.

(200, 300, 400, and
500 Series Loaders)

Dimensions (42 In. Forks or 48 In. Forks):

34H x 50W x 51L or 57L

Operational Weight

(42 In. Forks or 48 In. Forks):
380 or 395 lbs.

CODE	ATTACHMENT IDENTIFIER	DESCRIPTION	SUGGESTED LIST PRICE USD (\$)
------	--------------------------	-------------	-------------------------------------

Select One Code From Each Required Category

BASE MACHINE

2153XF	AP12F Fixed Pallet Fork for Current 200/300/400/500 Series Carrier <i>Note: Reference Frontier Loader Attachment Compatibility Chart for specific loader compatibility.</i>	1,095.00
--------	--	----------

PALLET TINE LENGTH

1000	42 In. Pallet Tine <i>Rated for 3750 lbs.</i>	In Base Price
1010	48 In. Pallet Tine <i>Rated for 3750 lbs.</i>	40.00

ATTACHMENTS - ORDER AS DESIRED

9200	French Operator's Manual and Decal Kit for AB11, AB12, AB13, AB14 Bale Spear and AP12 and AP13 Pallet Forks	No Charge
------	---	-----------

ATTACHMENTS FOR FIELD CONVERSION

5MP43053	Miscellaneous: French Operator's Manual and Decal Kit for AB11, AB12, AB13 and AB14 Bale Spears and AP12 and AP13 Pallet Forks	0.00
----------	--	------

AP12F Fixed Pallet Fork for Current 200/300/400/500 Series Carrier

Continued

THIS PAGE IS INTENTIONALLY LEFT BLANK

FRONTIER PRODUCTS

AP12D Fixed Pallet Fork for Current 600/700 Series Carrier Equipment for Base Machine

Pallet Forks (42 In. or 48 In. in Length):

Two - 1.57 In. x 5.12 In.
(600, 700, Global, and
800 Series Loaders)

Load Rating: 5500 lbs.
(600, 700, Global, and
800 Series Loaders)

Dimensions (42 In. Forks or 48 In. Forks):
34H x 50W x 54L or 60L

Operational Weight

(42 In. Forks or 48 In. Forks):
445 or 465 lbs.

CODE	ATTACHMENT IDENTIFIER	DESCRIPTION	SUGGESTED LIST PRICE USD (\$)
------	--------------------------	-------------	-------------------------------------

Select One Code From Each Required Category

BASE MACHINE

2152XF	AP12D Fixed Pallet Fork for Current 600/700 Series Carrier <i>Note: Reference Frontier Loader Attachment Compatibility Chart for specific loader compatibility.</i>	1,306.00
--------	--	----------

PALLET TINE LENGTH

1000	42 In. Pallet Tine <i>Rated for 5500 lbs.</i>	In Base Price
1010	48 In. Pallet Tine <i>Rated for 5500 lbs.</i>	54.00

ATTACHMENTS - ORDER AS DESIRED

9200	French Operator's Manual and Decal Kit for AB11, AB12, AB13, AB14 Bale Spear and AP12 and AP13 Pallet Forks	No Charge
------	---	-----------

ATTACHMENTS FOR FIELD CONVERSION

5MP43053	Miscellaneous: French Operator's Manual and Decal Kit for AB11, AB12, AB13 and AB14 Bale Spears and AP12 and AP13 Pallet Forks	0.00
----------	--	------

AP12D Fixed Pallet Fork for Current 600/700 Series Carrier

Continued

THIS PAGE IS INTENTIONALLY LEFT BLANK

FRONTIER PRODUCTS

AP12G Fixed Pallet Fork for Current Loaders with Global Carrier Equipment for Base Machine

Pallet Forks (42 In. or 48 In. in Length):

Two - 1.57 In. x 5.12 In.
(600, 700, Global, and
800 Series Loaders)

Load Rating: 5500 lbs.
(600, 700, Global, and
800 Series Loaders)

Dimensions (42 In. Forks or 48 In. Forks):
37H x 60W x 54L or 60L

Operational Weight

(42 In. Forks or 48 In. Forks):
456 or 476 lbs.

CODE	ATTACHMENT IDENTIFIER	DESCRIPTION	SUGGESTED LIST PRICE USD (\$)
------	--------------------------	-------------	-------------------------------------

Select One Code From Each Required Category

BASE MACHINE

2154XF	AP12G Fixed Pallet Fork for Current Loaders with Global Carrier <i>Note: Option is not compatible with Global Category II Carrier. Reference Frontier Loader Attachment Compatibility Chart for specific loader compatibility.</i>	1,307.00
--------	---	----------

PALLET TINE LENGTH

1000	42 In. Pallet Tine <i>Rated for 5500 lbs.</i>	In Base Price
1010	48 In. Pallet Tine <i>Rated for 5500 lbs.</i>	54.00

ATTACHMENTS - ORDER AS DESIRED

9200	French Operator's Manual and Decal Kit for AB11, AB12, AB13, AB14 Bale Spear and AP12 and AP13 Pallet Forks	No Charge
------	---	-----------

ATTACHMENTS FOR FIELD CONVERSION

5MP43053	Miscellaneous: French Operator's Manual and Decal Kit for AB11, AB12, AB13 and AB14 Bale Spears and AP12 and AP13 Pallet Forks	0.00
----------	--	------

AP12G Fixed Pallet Fork for Current Loaders with Global Carrier

Continued

THIS PAGE IS INTENTIONALLY LEFT BLANK

FRONTIER PRODUCTS

AP12K Fixed Pallet Fork for Current Loaders with Global Category 2 Carrier (H480 Loader only) Equipment for Base Machine

Pallet Forks (48 In. in Length):
Two - 2.00 In. x 5.00 In.
(Global Category 2,
Loader Carrier)
Load Rating: 10,000 lbs.
(Global Category 2 Carrier, H480 Loader)
Dimensions (48 In. Forks):
43H x 59W x 60L
Operational Weight

(48 In. Forks):
812 lbs.

CODE	ATTACHMENT IDENTIFIER	DESCRIPTION	SUGGESTED LIST PRICE USD (\$)
------	--------------------------	-------------	-------------------------------------

Select One Code From Each Required Category

BASE MACHINE

2155XF	AP12K Fixed Pallet Fork for Current Loaders with Global Category 2 Carrier (H480 Loader only) <i>Note: 48 In Pallet Forks Included as Standard Equipment. Reference Frontier Loader Attachment Compatibility Chart for specific loader compatibility.</i>	3,286.00
--------	--	----------

**AP12K Fixed Pallet Fork for Current Loaders with Global Category 2 Carrier (H480
Loader only)**

Continued

THIS PAGE IS INTENTIONALLY LEFT BLANK

FRONTIER PRODUCTS

AP13F Floating Pallet Fork for Current 200/300/400/500 Series Carrier Equipment for Base Machine

Pallet Forks (42 In. or 48 In. in Length): 360 or 375 lbs.
 Two - 1.38 In. x 4.72 In.
 Load Rating: 3750 lbs.
 Dimensions (42 In. Forks or 48 In. Forks):
 31H x 50W x 51L or 57L
 Operational Weight
 (42 In. Forks or 48 In. Forks):

CODE	ATTACHMENT IDENTIFIER	DESCRIPTION	SUGGESTED LIST PRICE USD (\$)
------	-----------------------	-------------	-------------------------------

Select One Code From Each Required Category

BASE MACHINE

2162XF	AP13F Floating Pallet Fork for Current 200/300/400/500 Series Carrier <i>Note: Reference Frontier Loader Attachment Compatibility Chart for specific loader compatibility.</i>	1,111.00
--------	---	----------

PALLET TINE LENGTH

1000	42 In. Pallet Tine <i>Rated for 3750 lbs.</i>	In Base Price
1010	48 In. Pallet Tine <i>Rated for 3750 lbs.</i>	60.00

ATTACHMENTS - ORDER AS DESIRED

9200	French Operator's Manual and Decal Kit for AB11, AB12, AB13, AB14 Bale Spear and AP12 and AP13 Pallet Forks	No Charge
------	---	-----------

ATTACHMENTS FOR FIELD CONVERSION

5MP43053	Miscellaneous: French Operator's Manual and Decal Kit for AB11, AB12, AB13 and AB14 Bale Spears and AP12 and AP13 Pallet Forks	0.00
----------	--	------

AP13F Floating Pallet Fork for Current 200/300/400/500 Series Carrier

Continued

THIS PAGE IS INTENTIONALLY LEFT BLANK

FRONTIER PRODUCTS

AP13D Floating Pallet Fork for Current 600/700 Series Carrier Equipment for Base Machine

Pallet Forks (42 In. or 48 In. in Length): 425 or 445 lbs.
 Two - 1.57 In. x 5.12 In.
 Load Rating: 5500 lbs.
 Dimensions (42 In. Forks or 48 In. Forks):
 34H x 50W x 54L or 60L
 Operational Weight
 (42 In. Forks or 48 In. Forks):

CODE	ATTACHMENT IDENTIFIER	DESCRIPTION	SUGGESTED LIST PRICE USD (\$)
------	-----------------------	-------------	-------------------------------

Select One Code From Each Required Category

BASE MACHINE

2161XF	AP13D Floating Pallet Fork for Current 600/700 Series Carrier <i>Note: Reference Frontier Loader Attachment Compatibility Chart for specific loader compatibility.</i>	1,285.00
--------	---	----------

PALLET TINE LENGTH

1000	42 In. Pallet Tine <i>Rated for 5500 lbs.</i>	In Base Price
1010	48 In. Pallet Tine <i>Rated for 5500 lbs.</i>	69.00

ATTACHMENTS - ORDER AS DESIRED

9200	French Operator's Manual and Decal Kit for AB11, AB12, AB13, AB14 Bale Spear and AP12 and AP13 Pallet Forks	No Charge
------	---	-----------

ATTACHMENTS FOR FIELD CONVERSION

5MP43053	Miscellaneous: French Operator's Manual and Decal Kit for AB11, AB12, AB13 and AB14 Bale Spears and AP12 and AP13 Pallet Forks	0.00
----------	--	------

AP13D Floating Pallet Fork for Current 600/700 Series Carrier

Continued

THIS PAGE IS INTENTIONALLY LEFT BLANK

FRONTIER PRODUCTS

AP13G Floating Pallet Fork for Current Loaders with Global Carrier Equipment for Base Machine

Pallet Forks (42 In. or 48 In. in Length): 440 or 460 lbs.
 Two - 1.57 In. x 5.12 In.
 Load Rating: 5500 lbs.
 Dimensions (42 In. Forks or 48 In. Forks):
 32H x 49W x 52L or 58L
 Operational Weight
 (42 In. Forks or 48 In. Forks):

CODE	ATTACHMENT IDENTIFIER	DESCRIPTION	SUGGESTED LIST PRICE USD (\$)
------	-----------------------	-------------	-------------------------------

Select One Code From Each Required Category

BASE MACHINE

2163XF	AP13G Floating Pallet Fork for Current Loaders with Global Carrier <i>Note: Option is not compatible with Global Category II Carrier. Reference Frontier Loader Attachment Compatibility Chart for specific loader compatibility.</i>	1,247.00
--------	--	----------

PALLET TINE LENGTH

1000	42 In. Pallet Tine <i>Rated for 5500 lbs.</i>	In Base Price
1010	48 In. Pallet Tine <i>Rated for 5500 lbs.</i>	69.00

ATTACHMENTS - ORDER AS DESIRED

9200	French Operator's Manual and Decal Kit for AB11, AB12, AB13, AB14 Bale Spear and AP12 and AP13 Pallet Forks	No Charge
------	---	-----------

ATTACHMENTS FOR FIELD CONVERSION

5MP43053	Miscellaneous: French Operator's Manual and Decal Kit for AB11, AB12, AB13 and AB14 Bale Spears and AP12 and AP13 Pallet Forks	0.00
----------	--	------

AP13G Floating Pallet Fork for Current Loaders with Global Carrier

Continued

THIS PAGE IS INTENTIONALLY LEFT BLANK

FRONTIER PRODUCTS

AR10H - 55 In. Rock Bucket for Current 300/400 Series Carrier Equipment for Base Machine

Cutting Width: 55 In.
Loader Series:
300 and 400 Only (Not 500 Series)
Dimensions:
W54.8 In. x H22 In. x D23 In.
Capacity:
0.32 Cubic Foot
Tine Diameter: 1-1/8 In.
Tine Length: 22 In.

Operational Weight: 282 lbs.
Shipping Weight: 352 lbs.

CODE	ATTACHMENT IDENTIFIER	DESCRIPTION	SUGGESTED LIST PRICE USD (\$)
------	--------------------------	-------------	-------------------------------------

Select One Code From Each Required Category

BASE MACHINE

2171XF	AR10H - 55 In. Rock Bucket for Current 300/400 Series Carrier <i>Tine spacing is 2 In. on 55 In. model.</i> <i>Note: Reference Frontier Loader Attachment Compatibility Chart for specific loader compatibility.</i>	1,577.00
--------	--	----------

ATTACHMENTS - ORDER AS DESIRED

9200	French Operators Manual and Decal Kit (AR10 and AR12 Series)	No Charge
------	---	-----------

ATTACHMENTS FOR FIELD CONVERSION

5MP43054	Miscellaneous: French Operator's Manual and Decal Kit (AD11, AD12, AM11, AR10, AR12, AY11 and AY12)	0.00
----------	--	------

AR10H - 55 In. Rock Bucket for Current 300/400 Series Carrier

Continued

THIS PAGE IS INTENTIONALLY LEFT BLANK

FRONTIER PRODUCTS

AR10E - 66 In. Rock Bucket for Current 300/400/500 Series Carrier Equipment for Base Machine

Cutting Width: 60 In. Loader Series: 300, 400, and 500 Dimensions: W68.4 In. (W65.9 In.) x H21.7 In. x D45 In. Capacity: 0.82 Cubic Foot Optional Hydraulic Grapple - Opening: 60 In. Optional Hydraulic Grapple - Weight: 375 lbs. Tine Diameter: 1-1/8 In.	Tine Length: 39 In. Operational Weight: 585 lbs. (458 lbs.) Shipping Weight: 670 lbs. (550 lbs.)
---	--

Hydraulic functions on loader attachment require third function hydraulic lines and hoses on loader as well as a tractor with (3) SCV's. Please reference the loader and tractor sales information for additional information.

CODE	ATTACHMENT IDENTIFIER	DESCRIPTION	SUGGESTED LIST PRICE USD (\$)
------	--------------------------	-------------	-------------------------------------

Select One Code From Each Required Category

BASE MACHINE

2172XF		AR10E - 66 In. Rock Bucket for Current 300/400/500 Series Carrier <i>Note: Reference Frontier Loader Attachment Compatibility Chart for specific loader compatibility.</i>	2,185.00
--------	--	---	----------

TINE SPACING

1000		2 In. Tine Spacing	In Base Price
1010		3 In. Tine Spacing	-177.00

ATTACHMENTS - ORDER AS DESIRED

9050		Grapple Attachment for Rock Bucket <i>Fits AR10E models with 66 In. and 75 In. working widths and used on 300/400 series loaders.</i>	2,484.00
9060		Grapple Attachment for Rock Bucket <i>Fits AR10E, AR10D, and AR10G models with 66 In. and 75 In. working widths and used on 500/600/700 series loaders as well as loaders with global carriers.</i>	2,493.00
9200		French Operators Manual and Decal Kit (AR10 and AR12 Series)	No Charge

ATTACHMENTS FOR FIELD CONVERSION

		Miscellaneous:	
5MP43054		French Operator's Manual and Decal Kit (AD11, AD12, AM11, AR10, AR12, AY11 and AY12)	0.00
5MP106503		Grapple Attachment for Rock Bucket Fits AR10E, AR10D, and AR10G Models with 66 In. and 75 In. Working Widths <i>No Hydraulic included when ordered as AFC. Order either 5MP106524 or 5MP103533 for hydraulics.</i>	2,579.27

FRONTIER PRODUCTS

AR10E - 66 In. Rock Bucket for Current 300/400/500 Series Carrier

Continued

CODE	ATTACHMENT IDENTIFIER	DESCRIPTION	SUGGESTED LIST PRICE USD (\$)
		ATTACHMENTS FOR FIELD CONVERSION ...Continued...	
	5MP103533	Hydraulic Kit for use with 5MP106503 Rock Bucket Grapple Attachment <i>Fitting compatible with 500, 600 and 700 series loaders as well as loaders with global carrier that do not have the multicoupler installation.</i>	117.39
	5MP106524	Hydraulic Kit for use with 5MP106503 Rock Bucket Grapple Attachment <i>Fittings compatible with 300 and 400 series loaders.</i>	107.81

FRONTIER PRODUCTS

AR10E - 75 In. Rock Bucket for Current 300/400/500 Series Carrier Equipment for Base Machine

Cutting Width: 75 In.

Loader Series:
300, 400, and 500

Dimensions:
W74.7 In. (W74.4 In.) x H21.7 In. x D45 In.

Capacity:
0.89 Cubic Foot

Optional Hydraulic Grapple - Opening:
60 In.

Optional Hydraulic Grapple - Weight:
375 lbs.

Tine Diameter: 1-1/8 In.

Tine Length: 39 In.

Operational Weight:
632 lbs. (528 lbs.)

Shipping Weight:
707 lbs. (603 lbs.)

Hydraulic functions on loader attachment require third function hydraulic lines and hoses on loader as well as a tractor with (3) SCV's. Please reference the loader and tractor sales information for additional information.

CODE	ATTACHMENT IDENTIFIER	DESCRIPTION	SUGGESTED LIST PRICE USD (\$)
------	-----------------------	-------------	-------------------------------

Select One Code From Each Required Category

BASE MACHINE

2174XF	AR10E - 75 In. Rock Bucket for Current 300/400/500 Series Carrier <i>Note: Reference Frontier Loader Attachment Compatibility Chart for specific loader compatibility.</i>	2,384.00
--------	---	----------

TINE SPACING

1000	2 In. Tine Spacing	In Base Price
1010	3 In. Tine Spacing	-242.00

ATTACHMENTS - ORDER AS DESIRED

9050	Grapple Attachment for Rock Bucket <i>Fits AR10E models with 66 In. and 75 In. working widths and used on 300/400 series loaders.</i>	2,484.00
9060	Grapple Attachment for Rock Bucket <i>Fits AR10E, AR10D, and AR10G models with 66 In. and 75 In. working widths and used on 500/600/700 series loaders as well as loaders with global carriers.</i>	2,493.00
9200	French Operators Manual and Decal Kit (AR10 and AR12 Series)	No Charge

ATTACHMENTS FOR FIELD CONVERSION

5MP43054	Miscellaneous: French Operator's Manual and Decal Kit (AD11, AD12, AM11, AR10, AR12, AY11 and AY12)	0.00
5MP106503	Grapple Attachment for Rock Bucket Fits AR10E, AR10D, and AR10G Models with 66 In. and 75 In. Working Widths <i>No Hydraulic included when ordered as AFC. Order either 5MP106524 or 5MP103533 for hydraulics.</i>	2,579.27

FRONTIER PRODUCTS

AR10E - 75 In. Rock Bucket for Current 300/400/500 Series Carrier

Continued

CODE	ATTACHMENT IDENTIFIER	DESCRIPTION	SUGGESTED LIST PRICE USD (\$)
		ATTACHMENTS FOR FIELD CONVERSION ...Continued...	
	5MP103533	Hydraulic Kit for use with 5MP106503 Rock Bucket Grapple Attachment <i>Fitting compatible with 500, 600 and 700 series loaders as well as loaders with global carrier that do not have the multicoupler installation.</i>	117.39
	5MP106524	Hydraulic Kit for use with 5MP106503 Rock Bucket Grapple Attachment <i>Fittings compatible with 300 and 400 series loaders.</i>	107.81

FRONTIER PRODUCTS

AR10D - 75 In. Rock Bucket for Current 600/700 Series Carrier Equipment for Base Machine

Cutting Width: 75 In.

Loader Series:
600 and 700

Dimensions:
W74.7 In. (W74.4 In.) x H21.7 In. x D45 In.

Capacity:
0.89 Cubic Foot

Optional Hydraulic Grapple - Opening:
60 In.

Optional Hydraulic Grapple - Weight:
375 lbs.

Tine Diameter: 1-1/8 In.

Tine Length: 39 In.

Operational Weight:
632 lbs. (528 lbs.)

Shipping Weight:
707 lbs. (603 lbs.)

Hydraulic functions on loader attachment require third function hydraulic lines and hoses on loader as well as a tractor with (3) SCV's. Please reference the loader and tractor sales information for additional information.

CODE	ATTACHMENT IDENTIFIER	DESCRIPTION	SUGGESTED LIST PRICE USD (\$)
------	-----------------------	-------------	-------------------------------

Select One Code From Each Required Category

BASE MACHINE

2173XF	AR10D - 75 In. Rock Bucket for Current 600/700 Series Carrier <i>Note: Reference Frontier Loader Attachment Compatibility Chart for specific loader compatibility.</i>	2,452.00
--------	---	----------

TINE SPACING

1000	2 In. Tine Spacing	In Base Price
1010	3 In. Tine Spacing	-233.00

ATTACHMENTS - ORDER AS DESIRED

9060	Grapple Attachment for Rock Bucket <i>Fits AR10E, AR10D, and AR10G models with 66 In. and 75 In. working widths and used on 500/600/700 series loaders as well as loaders with global carriers.</i>	2,493.00
9200	French Operators Manual and Decal Kit (AR10 and AR12 Series)	No Charge

ATTACHMENTS FOR FIELD CONVERSION

5MP43054	Miscellaneous: French Operator's Manual and Decal Kit (AD11, AD12, AM11, AR10, AR12, AY11 and AY12)	0.00
5MP106503	Grapple Attachment for Rock Bucket Fits AR10E, AR10D, and AR10G Models with 66 In. and 75 In. Working Widths <i>No Hydraulic included when ordered as AFC. Order 5MP103533 for hydraulics.</i>	2,579.27
5MP103533	Hydraulic Kit for use with 5MP106503 Rock Bucket Grapple Attachment <i>Fitting compatible with 500, 600 and 700 series loaders as well as loaders with global carrier that do not have the multicoupler installation.</i>	117.39

AR10D - 75 In. Rock Bucket for Current 600/700 Series Carrier

Continued

THIS PAGE IS INTENTIONALLY LEFT BLANK

FRONTIER PRODUCTS

AR10G - 75 In. Rock Bucket for Current Loaders with Global Carrier Equipment for Base Machine

Cutting Width: 75 In. Loader Series: Global Carrier Dimensions: W74.7 In. (W74.4 In.) x H21.7 In. x D45 In. Capacity: 0.89 Cubic Foot Optional Hydraulic Grapple - Opening: 60 In. Optional Hydraulic Grapple - Weight: 375 lbs. Tine Diameter: 1-1/8 In.	Tine Length: 39 In. Operational Weight: 739 lbs. (619 lbs.) Shipping Weight: 814 lbs. (694 lbs.)
--	--

Hydraulic functions on loader attachment require third function hydraulic lines and hoses on loader as well as a tractor with (3) SCV's. Please reference the loader and tractor sales information for additional information.

CODE	ATTACHMENT IDENTIFIER	DESCRIPTION	SUGGESTED LIST PRICE USD (\$)
------	-----------------------	-------------	----------------------------------

Select One Code From Each Required Category

BASE MACHINE

2175XF	AR10G - 75 In. Rock Bucket for Current Loaders with Global Carrier <i>Note: Option is not compatible with Global Category II Carrier. Reference Frontier Loader Attachment Compatibility Chart for specific loader compatibility.</i>	2,704.00
--------	--	----------

TINE SPACING

1000	2 In. Tine Spacing	In Base Price
1010	3 In. Tine Spacing	-145.00

ATTACHMENTS - ORDER AS DESIRED

9060	Grapple Attachment for Rock Bucket <i>Fits AR10E, AR10D, and AR10G models with 66 In. and 75 In. working widths and used on 500/600/700 series loaders as well as loaders with global carriers.</i>	2,493.00
9200	French Operators Manual and Decal Kit (AR10 and AR12 Series)	No Charge

ATTACHMENTS FOR FIELD CONVERSION

	Miscellaneous:	
5MP43054	French Operator's Manual and Decal Kit (AD11, AD12, AM11, AR10, AR12, AY11 and AY12)	0.00
5MP106503	Grapple Attachment for Rock Bucket Fits AR10E, AR10D, and AR10G Models with 66 In. and 75 In. Working Widths <i>No Hydraulic included when ordered as AFC. Order 5MP103533 for hydraulics.</i>	2,579.27
5MP103533	Hydraulic Kit for use with 5MP106503 Rock Bucket Grapple Attachment <i>Fitting compatible with 500, 600 and 700 series loaders as well as loaders with global carrier that do not have the multicoupler installation.</i>	117.39

AR10G - 75 In. Rock Bucket for Current Loaders with Global Carrier

Continued

THIS PAGE IS INTENTIONALLY LEFT BLANK

FRONTIER PRODUCTS

AR12A - 84 In. Rock Bucket for Current 800 Series Carrier Equipment for Base Machine

Cutting Width: 84 In.
Loader Series: 800
Dimensions:
W85 In. x H35 In. x D61 In.
Capacity:
1.02 Cubic Foot
Tine Diameter: 1-5/8 In.
Tine Length: 46 In.

Operational Weight: 1536 lbs.
Shipping Weight: 1666 lbs.

CODE	ATTACHMENT IDENTIFIER	DESCRIPTION	SUGGESTED LIST PRICE USD (\$)
------	--------------------------	-------------	-------------------------------------

Select One Code From Each Required Category

BASE MACHINE

2181XF	AR12A - 84 In. Rock Bucket for Current 800 Series Carrier <i>Tine spacing is 3 In. on AR12 series rock buckets.</i> <i>Note: Reference Frontier Loader Attachment Compatibility Chart for specific loader compatibility.</i>	6,235.00
--------	--	----------

ATTACHMENTS - ORDER AS DESIRED

9200	French Operators Manual and Decal Kit (AR10 and AR12 Series)	No Charge
------	---	-----------

ATTACHMENTS FOR FIELD CONVERSION

5MP43054	Miscellaneous: French Operator's Manual and Decal Kit (AD11, AD12, AM11, AR10, AR12, AY11 and AY12)	0.00
----------	--	------

AR12A - 84 In. Rock Bucket for Current 800 Series Carrier

Continued

THIS PAGE IS INTENTIONALLY LEFT BLANK

FRONTIER PRODUCTS

AR12A - 93 In. Rock Bucket for Current 800 Series Carrier Equipment for Base Machine

Cutting Width: 93 In.
Loader Series: 800
Dimensions:
W94 In. x H35 In. x D61 In.
Capacity:
1.17 Cubic Foot
Tine Diameter: 1-5/8 In.
Tine Length: 46 In.

Operational Weight: 1680 lbs.
Shipping Weight: 1810 lbs.

CODE	ATTACHMENT IDENTIFIER	DESCRIPTION	SUGGESTED LIST PRICE USD (\$)
------	--------------------------	-------------	-------------------------------------

Select One Code From Each Required Category

BASE MACHINE

2184XF	AR12A - 93 In. Rock Bucket for Current 800 Series Carrier <i>Tine spacing is 3 In. on AR12 series rock buckets.</i> <i>Note: Reference Frontier Loader Attachment Compatibility Chart for specific loader compatibility.</i>	6,952.00
--------	--	----------

ATTACHMENTS - ORDER AS DESIRED

9200	French Operators Manual and Decal Kit (AR10 and AR12 Series)	No Charge
------	---	-----------

ATTACHMENTS FOR FIELD CONVERSION

5MP43054	Miscellaneous: French Operator's Manual and Decal Kit (AD11, AD12, AM11, AR10, AR12, AY11 and AY12)	0.00
----------	--	------

AR12A - 93 In. Rock Bucket for Current 800 Series Carrier

Continued

THIS PAGE IS INTENTIONALLY LEFT BLANK

FRONTIER PRODUCTS

AR12D - 84 In. Rock Bucket for Current 600/700 Series Carrier Equipment for Base Machine

Cutting Width: 84 In.
Loader Series:
600 and 700
Dimensions:
W82.7 In. x H35 In. x D61 In.
Capacity:
1.02 Cubic Foot
Tine Diameter: 1-5/8 In.
Tine Length: 46 In.

Operational Weight: 1561 lbs.
Shipping Weight: 1691 lbs.

CODE	ATTACHMENT IDENTIFIER	DESCRIPTION	SUGGESTED LIST PRICE USD (\$)
------	--------------------------	-------------	-------------------------------------

Select One Code From Each Required Category

BASE MACHINE

2182XF	AR12D - 84 In. Rock Bucket for Current 600/700 Series Carrier <i>Tine spacing is 3 In. on AR12 series rock buckets.</i> <i>Note: Reference Frontier Loader Attachment Compatibility Chart for specific loader compatibility.</i>	6,469.00
--------	--	----------

ATTACHMENTS - ORDER AS DESIRED

9200	French Operators Manual and Decal Kit (AR10 and AR12 Series)	No Charge
------	---	-----------

ATTACHMENTS FOR FIELD CONVERSION

5MP43054	Miscellaneous: French Operator's Manual and Decal Kit (AD11, AD12, AM11, AR10, AR12, AY11 and AY12)	0.00
----------	--	------

AR12D - 84 In. Rock Bucket for Current 600/700 Series Carrier

Continued

THIS PAGE IS INTENTIONALLY LEFT BLANK

FRONTIER PRODUCTS

AR12D - 93 In. Rock Bucket for Current 600/700 Series Carrier Equipment for Base Machine

Cutting Width: 93 In.
Loader Series:
600 and 700
Dimensions:
W94 In. x H35 In. x D61 In.
Capacity:
1.17 Cubic Foot
Tine Diameter: 1-5/8 In.
Tine Length: 46 In.

Operational Weight: 1718 lbs.
Shipping Weight: 1848 lbs.

CODE	ATTACHMENT IDENTIFIER	DESCRIPTION	SUGGESTED LIST PRICE USD (\$)
------	--------------------------	-------------	-------------------------------------

Select One Code From Each Required Category

BASE MACHINE

2185XF	AR12D - 93 In. Rock Bucket for Current 600/700 Series Carrier <i>Tine spacing is 3 In. on AR12 series rock buckets.</i> <i>Note: Reference Frontier Loader Attachment Compatibility Chart for specific loader compatibility.</i>	6,566.00
--------	--	----------

ATTACHMENTS - ORDER AS DESIRED

9200	French Operators Manual and Decal Kit (AR10 and AR12 Series)	No Charge
------	---	-----------

ATTACHMENTS FOR FIELD CONVERSION

5MP43054	Miscellaneous: French Operator's Manual and Decal Kit (AD11, AD12, AM11, AR10, AR12, AY11 and AY12)	0.00
----------	--	------

AR12D - 93 In. Rock Bucket for Current 600/700 Series Carrier

Continued

THIS PAGE IS INTENTIONALLY LEFT BLANK

FRONTIER PRODUCTS

AR12G - 84 In. Rock Bucket for Current Loaders with Global Carrier Equipment for Base Machine

Cutting Width: 84 In.
Loader Series:
Global Carrier
Dimensions:
W82.7 In. x H35 In. x D61 In.
Capacity:
1.02 Cubic Foot
Tine Diameter: 1-5/8 In.
Tine Length: 46 In.

Operational Weight: 1481 lbs.
Shipping Weight: 1611 lbs.

CODE	ATTACHMENT IDENTIFIER	DESCRIPTION	SUGGESTED LIST PRICE USD (\$)
------	--------------------------	-------------	-------------------------------------

Select One Code From Each Required Category

BASE MACHINE

2183XF	AR12G - 84 In. Rock Bucket for Current Loaders with Global Carrier <i>Tine spacing is 3 In. on AR12 series rock buckets.</i> <i>Note: Option is not compatible with Global Category II Carrier. Reference Frontier Loader Attachment Compatibility Chart for specific loader compatibility.</i>	6,299.00
--------	---	----------

ATTACHMENTS - ORDER AS DESIRED

9200	French Operators Manual and Decal Kit (AR10 and AR12 Series)	No Charge
------	---	-----------

ATTACHMENTS FOR FIELD CONVERSION

5MP43054	Miscellaneous: French Operator's Manual and Decal Kit (AD11, AD12, AM11, AR10, AR12, AY11 and AY12)	0.00
----------	--	------

AR12G - 84 In. Rock Bucket for Current Loaders with Global Carrier

Continued

THIS PAGE IS INTENTIONALLY LEFT BLANK

FRONTIER PRODUCTS

AR12G - 93 In. Rock Bucket for Current Loaders with Global Carrier Equipment for Base Machine

Cutting Width: 93 In.
Loader Series:
Global Carrier
Dimensions:
W94 In. x H35 In. x D61 In.
Capacity:
1.17 Cubic Foot
Tine Diameter: 1-5/8 In.
Tine Length: 46 In.

Operational Weight: 1623 lbs.
Shipping Weight: 1753 lbs.

CODE	ATTACHMENT IDENTIFIER	DESCRIPTION	SUGGESTED LIST PRICE USD (\$)
------	--------------------------	-------------	-------------------------------------

Select One Code From Each Required Category

BASE MACHINE

2186XF	AR12G - 93 In. Rock Bucket for Current Loaders with Global Carrier <i>Tine spacing is 3 In. on AR12 series rock buckets.</i> <i>Note: Option is not compatible with Global Category II Carrier. Reference Frontier Loader Attachment Compatibility Chart for specific loader compatibility.</i>	6,193.00
--------	---	----------

ATTACHMENTS - ORDER AS DESIRED

9200	French Operators Manual and Decal Kit (AR10 and AR12 Series)	No Charge
------	---	-----------

ATTACHMENTS FOR FIELD CONVERSION

5MP43054	Miscellaneous: French Operator's Manual and Decal Kit (AD11, AD12, AM11, AR10, AR12, AY11 and AY12)	0.00
----------	--	------

AR12G - 93 In. Rock Bucket for Current Loaders with Global Carrier

Continued

THIS PAGE IS INTENTIONALLY LEFT BLANK

FRONTIER PRODUCTS

AV20H Root Grapple - 60 In. for Current 300/400 Series Carrier Equipment for Base Machine

Cutting Width: 60 In.
Loader Series:
300CX and 400 Only (Not 500 Series)
Dimensions:
W60 In. x H23 In. x D38.8 In.
Grapple Opening: 27 In.
Operational Weight: 381 lbs.

Shipping Weight: 421 lbs.

CODE	ATTACHMENT IDENTIFIER	DESCRIPTION	SUGGESTED LIST PRICE USD (\$)
------	--------------------------	-------------	-------------------------------------

Select One Code From Each Required Category

BASE MACHINE

2271XF	AV20H Root Grapple - 60 In. for Current 300/400 Series Carrier <i>Note: Reference Frontier Loader Attachment Compatibility Chart for specific loader compatibility.</i>	2,189.00
--------	--	----------

ATTACHMENTS - ORDER AS DESIRED

9000	AV20 Series Parking Stand Kit - Bolt On	166.00
------	---	--------

ATTACHMENTS FOR FIELD CONVERSION

5WS811395	Miscellaneous: AV20 Series Parking Stand Kit - Bolt On	166.63
-----------	--	--------

AV20H Root Grapple - 60 In. for Current 300/400 Series Carrier

Continued

THIS PAGE IS INTENTIONALLY LEFT BLANK

FRONTIER PRODUCTS

AV20E Root Grapple - 62 In. for Current 400/500 Series Carrier Equipment for Base Machine

Cutting Width: 62 In.
Loader Series:
400CX and 500 Only
Dimensions:
W62 In. x H25 In. x D54 In.
Grapple Opening: 50 In.
Operational Weight: 818 lbs.

Shipping Weight: 858 lbs.

CODE	ATTACHMENT IDENTIFIER	DESCRIPTION	SUGGESTED LIST PRICE USD (\$)
------	--------------------------	-------------	-------------------------------------

Select One Code From Each Required Category

BASE MACHINE

2272XF	AV20E Root Grapple - 62 In. for Current 400/500 Series Carrier <i>Note: Reference Frontier Loader Attachment Compatibility Chart for specific loader compatibility.</i>	3,574.00
--------	--	----------

ATTACHMENTS - ORDER AS DESIRED

9000	AV20 Series Parking Stand Kit - Bolt On	166.00
------	---	--------

ATTACHMENTS FOR FIELD CONVERSION

5WS811395	Miscellaneous: AV20 Series Parking Stand Kit - Bolt On	166.63
-----------	--	--------

AV20E Root Grapple - 62 In. for Current 400/500 Series Carrier

Continued

THIS PAGE IS INTENTIONALLY LEFT BLANK

FRONTIER PRODUCTS

AV20D Root Grapple - 77 In. for Current 600/700 Series Carrier Equipment for Base Machine

Cutting Width: 77 In.
Loader Series:
600 and 700
Dimensions:
W77 In. x H25 In. x D15 In.
Grapple Opening: 50 In.
Operational Weight: 1,000 lbs.

Shipping Weight: 1,040 lbs.

CODE	ATTACHMENT IDENTIFIER	DESCRIPTION	SUGGESTED LIST PRICE USD (\$)
------	--------------------------	-------------	-------------------------------------

Select One Code From Each Required Category

BASE MACHINE

2273XF	AV20D Root Grapple - 77 In. for Current 600/700 Series Carrier <i>Note: Reference Frontier Loader Attachment Compatibility Chart for specific loader compatibility.</i>	4,233.00
--------	--	----------

ATTACHMENTS - ORDER AS DESIRED

9000	AV20 Series Parking Stand Kit - Bolt On	166.00
------	---	--------

ATTACHMENTS FOR FIELD CONVERSION

5WS811395	Miscellaneous: AV20 Series Parking Stand Kit - Bolt On	166.63
-----------	--	--------

AV20D Root Grapple - 77 In. for Current 600/700 Series Carrier

Continued

THIS PAGE IS INTENTIONALLY LEFT BLANK

FRONTIER PRODUCTS

AV20G Root Grapple - 77 In. for Current Loaders with Global Carrier Equipment for Base Machine

Cutting Width: 77 In.

Shipping Weight: 1012 lbs.

Loader Series:

Global Carriers

Dimensions:

W77 In. x H25 In. x D15 In.

Grapple Opening: 50 In.

Operational Weight: 972 lbs.

CODE	ATTACHMENT IDENTIFIER	DESCRIPTION	SUGGESTED LIST PRICE USD (\$)
------	--------------------------	-------------	-------------------------------------

Select One Code From Each Required Category

BASE MACHINE

2274XF	AV20G Root Grapple - 77 In. for Current Loaders with Global Carrier <i>Note: Option is not compatible with Global Category II Carrier. Reference Frontier Loader Attachment Compatibility Chart for specific loader compatibility.</i>	4,144.00
--------	---	----------

ATTACHMENTS - ORDER AS DESIRED

9000	AV20 Series Parking Stand Kit - Bolt On	166.00
------	---	--------

ATTACHMENTS FOR FIELD CONVERSION

5WS811395	Miscellaneous: AV20 Series Parking Stand Kit - Bolt On	166.63
-----------	--	--------

AV20G Root Grapple - 77 In. for Current Loaders with Global Carrier

Continued

THIS PAGE IS INTENTIONALLY LEFT BLANK

FRONTIER PRODUCTS

AG10A Silage Defacer for Current 800 Series Carrier Equipment for Base Machine

Shipping Weight: 870 lbs.
Non-Sizing Cutting Tooth
Motor Shaft: 1.5 In.
Motor Chain Type: 80-ASA
Equipment Weight: 735 lbs.
Cutting Width: 96 In.
Bearing: Greaseable Spherical Type
Tooth Material:

50,000 Yield Strength Material

Hydraulic functions on loader attachment require third function hydraulic lines and hoses on loader as well as a tractor with (3) SCV's. Please reference the loader and tractor sales information for additional information.

CODE	ATTACHMENT IDENTIFIER	DESCRIPTION	SUGGESTED LIST PRICE USD (\$)
------	--------------------------	-------------	-------------------------------------

Select One Code From Each Required Category

BASE MACHINE

2111XF	AG10A Silage Defacer for Current 800 Series Carrier <i>Note: Reference Frontier Loader Attachment Compatibility Chart for specific loader compatibility.</i>	6,954.00
--------	---	----------

ATTACHMENTS - ORDER AS DESIRED

9200	French Operators Manual and Decal Kit (AG10 Series)	No Charge
------	---	-----------

ATTACHMENTS FOR FIELD CONVERSION

5MP43052	Miscellaneous: French Operator's Manual and Decal Kit for Models: AB15, AB16, AE11, AF11, AF12, AG10, AH11, AS10, AS11	0.00
----------	--	------

AG10A Silage Defacer for Current 800 Series Carrier

Continued

THIS PAGE IS INTENTIONALLY LEFT BLANK

FRONTIER PRODUCTS

AG10D Silage Defacer for Current 600/700 Series Carrier Equipment for Base Machine

Shipping Weight: 870 lbs.
Non-Sizing Cutting Tooth
Motor Shaft: 1.5 In.
Motor Chain Type: 80-ASA
Equipment Weight: 735 lbs.
Cutting Width: 96 In.
Bearing: Greaseable Spherical Type
Tooth Material:

50,000 Yield Strength Material

Hydraulic functions on loader attachment require third function hydraulic lines and hoses on loader as well as a tractor with (3) SCV's. Please reference the loader and tractor sales information for additional information.

CODE	ATTACHMENT IDENTIFIER	DESCRIPTION	SUGGESTED LIST PRICE USD (\$)
------	--------------------------	-------------	-------------------------------------

Select One Code From Each Required Category

BASE MACHINE

2112XF	AG10D Silage Defacer for Current 600/700 Series Carrier <i>Note: Reference Frontier Loader Attachment Compatibility Chart for specific loader compatibility.</i>	6,800.00
--------	---	----------

ATTACHMENTS - ORDER AS DESIRED

9200	French Operators Manual and Decal Kit (AG10 Series)	No Charge
------	---	-----------

ATTACHMENTS FOR FIELD CONVERSION

5MP43052	Miscellaneous: French Operator's Manual and Decal Kit for Models: AB15, AB16, AE11, AF11, AF12, AG10, AH11, AS10, AS11	0.00
----------	--	------

AG10D Silage Defacer for Current 600/700 Series Carrier

Continued

THIS PAGE IS INTENTIONALLY LEFT BLANK

FRONTIER PRODUCTS

AG10G Silage Defacer for Current Loaders with Global Carrier Equipment for Base Machine

Shipping Weight: 870 lbs.
Non-Sizing Cutting Tooth
Motor Shaft: 1.5 In.
Motor Chain Type: 80-ASA
Equipment Weight: 735 lbs.
Cutting Width: 96 In.
Bearing: Greaseable Spherical Type
Tooth Material:

50,000 Yield Strength Material

Hydraulic functions on loader attachment require third function hydraulic lines and hoses on loader as well as a tractor with (3) SCV's. Please reference the loader and tractor sales information for additional information.

CODE	ATTACHMENT IDENTIFIER	DESCRIPTION	SUGGESTED LIST PRICE USD (\$)
------	--------------------------	-------------	-------------------------------------

Select One Code From Each Required Category

BASE MACHINE

2113XF	AG10G Silage Defacer for Current Loaders with Global Carrier <i>Note: Option is not compatible with Global Category II Carrier. Reference Frontier Loader Attachment Compatibility Chart for specific loader compatibility.</i>	6,091.00
--------	--	----------

ATTACHMENTS - ORDER AS DESIRED

9200	French Operators Manual and Decal Kit (AG10 Series)	No Charge
------	---	-----------

ATTACHMENTS FOR FIELD CONVERSION

5MP43052	Miscellaneous: French Operator's Manual and Decal Kit for Models: AB15, AB16, AE11, AF11, AF12, AG10, AH11, AS10, AS11	0.00
----------	--	------

AG10G Silage Defacer for Current Loaders with Global Carrier

Continued

THIS PAGE IS INTENTIONALLY LEFT BLANK

FRONTIER PRODUCTS

AG11S Silage Defacer for Skid Steers

Equipment for Base Machine

Non-Sizing Cutting Tooth
Bearing: Greaseable Spherical Type
Motor Shaft: 1.5 In.
Cutting Width: 96 In.
Drive System: 80 ASA Chain

CODE	ATTACHMENT IDENTIFIER	DESCRIPTION	SUGGESTED LIST PRICE USD (\$)
------	--------------------------	-------------	-------------------------------------

Select One Code From Each Required Category

BASE MACHINE

2121XF	AG11S Silage Defacer for Skid Steers <i>Unit has reduced reach to address skid steers with limited lift capacity.</i>	6,798.00
--------	--	----------

AG11S Silage Defacer for Skid Steers

Continued

THIS PAGE IS INTENTIONALLY LEFT BLANK

FRONTIER PRODUCTS

AG12S Silage Defacer for Skid Steers

Equipment for Base Machine

Non-Sizing Cutting Tooth
Bearing: Greaseable Spherical Type
Motor Shaft: 1.5 In.
Cutting Width: 96 In.
Drive System: 80 ASA Chain

CODE	ATTACHMENT IDENTIFIER	DESCRIPTION	SUGGESTED LIST PRICE USD (\$)
------	--------------------------	-------------	-------------------------------------

Select One Code From Each Required Category

BASE MACHINE

2122XF	AG12S Silage Defacer for Skid Steers	7,251.00
--------	--------------------------------------	----------

AG12S Silage Defacer for Skid Steers

Continued

THIS PAGE IS INTENTIONALLY LEFT BLANK

FRONTIER PRODUCTS
Telehandler Attachments

AT1096G Grapple - Hay & Forage
Equipment for Base Machine

Shipping Weight With Pallet: 740 lbs.
Mounting Hardware: Included
Width: 96 Ins.

CODE	ATTACHMENT IDENTIFIER	DESCRIPTION	SUGGESTED LIST PRICE USD (\$)
------	--------------------------	-------------	-------------------------------------

Select One Code From Each Required Category

BASE MACHINE

2251XF	AT1096G Grapple - Hay & Forage	5,423.00
--------	--------------------------------	----------

FRONTIER PRODUCTS
Telehandler Attachments

AT1096G Grapple - Hay & Forage
Continued

THIS PAGE IS INTENTIONALLY LEFT BLANK

FRONTIER PRODUCTS
Telehandler Attachments

AT2016G Bucket - Hay & Forage
Equipment for Base Machine

Capacity: 1.6 Cubic Yard
Cutting Edge: Standard Bolt On
Shipping Weight With Pallet: 1350 lbs.
Quick Attach: Yes
Operational Weight: 1201 lbs.
Width: 96 Ins.

CODE	ATTACHMENT IDENTIFIER	DESCRIPTION	SUGGESTED LIST PRICE USD (\$)
------	--------------------------	-------------	-------------------------------------

Select One Code From Each Required Category

BASE MACHINE

2252XF	AT2016G Bucket - Hay & Forage	3,525.00
--------	-------------------------------	----------

FRONTIER PRODUCTS
Telehandler Attachments

AT2016G Bucket - Hay & Forage
Continued

THIS PAGE IS INTENTIONALLY LEFT BLANK

FRONTIER PRODUCTS
Telehandler Attachments

AT2016U Bucket & Grapple - Hay & Forage
Equipment for Base Machine

Shipping Weight with Pallet:
2090 lbs.
Grapple Opening-Bucket Edge to
Point of Tines: 62.86 Ins.
Grapple Length: 94.63 Ins.
Outside to Outside
Grapple Height Open-Bucket
Bottom/Grapple Top: 89.98 Ins.
Grapple Height Closed-Bucket
Bottom/Grapple Top: 57.28 Ins.

Bucket Width - Cutting Edge to
Rear Most Point: 48.15 Ins.
Bucket Length: 96 Ins. Outside
Bucket Height: 29.61 Ins.

CODE	ATTACHMENT IDENTIFIER	DESCRIPTION	SUGGESTED LIST PRICE USD (\$)
------	--------------------------	-------------	-------------------------------------

Select One Code From Each Required Category

BASE MACHINE

2253XF	AT2016U Bucket & Grapple - Hay & Forage	8,874.00
--------	---	----------

FRONTIER PRODUCTS
Telehandler Attachments

AT2016U Bucket & Grapple - Hay & Forage
Continued

THIS PAGE IS INTENTIONALLY LEFT BLANK

FRONTIER PRODUCTS
Telehandler Attachments

MJ4062 Grapple Debris Bucket
Equipment for Base Machine

Capacity: 2.25 Cubic Yard
Hydraulic Service: Single Auxiliary
Shipping Weight with Pallet: 2336 lbs.
Quick Attach: Yes
Operational Weight: 2236 lbs.
Heap Capacity: 2-1/2 Cubic Yard
Dimensions: 53 In. H x 65 In. W x 96 In. L

Bolt on Cutting Edge: Optional

CODE	ATTACHMENT IDENTIFIER	DESCRIPTION	SUGGESTED LIST PRICE USD (\$)
------	--------------------------	-------------	-------------------------------------

Select One Code From Each Required Category

BASE MACHINE

225BXF	MJ4062 Grapple Debris Bucket	11,007.00
--------	------------------------------	-----------

FRONTIER PRODUCTS
Telehandler Attachments

MJ4062 Grapple Debris Bucket
Continued

THIS PAGE IS INTENTIONALLY LEFT BLANK

FRONTIER PRODUCTS
Telehandler Attachments

BG1096 Grapple - Brush - Skeleton Bucket
Equipment for Base Machine

Capacity: 1.19 Cubic Yard
Hydraulic Service: Single Auxiliary
Shipping Weight with Pallet: 1880 lbs.
Quick Attach: Yes
Operational Weight: 1780 lbs.
Dimensions: 35 In. H x 43.5 In. W x 99 In. L

CODE	ATTACHMENT IDENTIFIER	DESCRIPTION	SUGGESTED LIST PRICE USD (\$)
------	--------------------------	-------------	-------------------------------------

Select One Code From Each Required Category

BASE MACHINE

2255XF	BG1096 Grapple - Brush - Skeleton Bucket	13,384.00
--------	--	-----------

FRONTIER PRODUCTS
Telehandler Attachments

BG1096 Grapple - Brush - Skeleton Bucket
Continued

THIS PAGE IS INTENTIONALLY LEFT BLANK

FRONTIER PRODUCTS
Telehandler Attachments

MJ4060A Large Square Bale Fork
Equipment for Base Machine

Hydraulic Service: Single Auxiliary
Shipping Weight with Pallet: 990 lbs.
Quick Attach: Yes
Operational Weight: 890 lbs.
Dimensions: 95 In. Tall (Will Extend
Above 4 x 4 Bales) and 75 In. Wide

CODE	ATTACHMENT IDENTIFIER	DESCRIPTION	SUGGESTED LIST PRICE USD (\$)
------	--------------------------	-------------	-------------------------------------

Select One Code From Each Required Category

BASE MACHINE

2259XF	MJ4060A Large Square Bale Fork <i>Handles up to two 4 Ft. x 4 Ft. x 8 Ft. bales or three 3 Ft. x 3 Ft. x 8 Ft. bales.</i>	9,564.00
--------	--	----------

FRONTIER PRODUCTS
Telehandler Attachments

MJ4060A Large Square Bale Fork
Continued

THIS PAGE IS INTENTIONALLY LEFT BLANK

FRONTIER PRODUCTS
Telehandler Attachments

MJ4074 Bale Fork
Equipment for Base Machine

8 Small Square Bales Flat or
10 On Their Side
Hydraulic Service: Single Auxiliary
Quick Attach: Yes
Operational Weight: 1090 lbs.
Shipping Weight with Pallet: 1190 lbs.
Dimensions: 31 In. H x 80 In. W x 90 In. L

CODE	ATTACHMENT IDENTIFIER	DESCRIPTION	SUGGESTED LIST PRICE USD (\$)
------	--------------------------	-------------	-------------------------------------

Select One Code From Each Required Category

BASE MACHINE

225DXF	MJ4074 Bale Fork <i>For flat 8 or Index 10 small square.</i>	8,269.00
--------	---	----------

FRONTIER PRODUCTS
Telehandler Attachments

MJ4074 Bale Fork
Continued

THIS PAGE IS INTENTIONALLY LEFT BLANK

FRONTIER PRODUCTS
Telehandler Attachments

MJ4076 - 72 In. Manure Fork & Grab
Equipment for Base Machine

Hydraulic Service: Single Auxiliary
Shipping Weight with Pallet: 1677 lbs.
Quick Attach: Yes
Operational Weight: 1577 lbs.
Heap Capacity: 62 Cubic Feet
Dimensions: 57 In. H x 62 In. W x 72 In. L

CODE	ATTACHMENT IDENTIFIER	DESCRIPTION	SUGGESTED LIST PRICE USD (\$)
------	--------------------------	-------------	-------------------------------------

Select One Code From Each Required Category

BASE MACHINE

225EXF	MJ4076 - 72 In. Manure Fork & Grab <i>Handles loose material and bales.</i>	8,810.00
--------	--	----------

FRONTIER PRODUCTS
Telehandler Attachments

MJ4076 - 72 In. Manure Fork & Grab
Continued

THIS PAGE IS INTENTIONALLY LEFT BLANK

FRONTIER PRODUCTS
Telehandler Attachments

MJ4077 - 96 In. Manure Fork & Grab
Equipment for Base Machine

Hydraulic Service: Single Auxiliary
Shipping Weight with Pallet: 1892 lbs.
Quick Attach: Yes
Operational Weight: 1792 lbs.
Heap Capacity: 83 Cubic Feet
Dimensions: 57 In. H x 62 In. W x 96 In. L

CODE	ATTACHMENT IDENTIFIER	DESCRIPTION	SUGGESTED LIST PRICE USD (\$)
------	--------------------------	-------------	-------------------------------------

Select One Code From Each Required Category

BASE MACHINE

225FXF	MJ4077 - 96 In. Manure Fork & Grab <i>Handles loose material and bales.</i>	9,159.00
--------	--	----------

FRONTIER PRODUCTS
Telehandler Attachments

MJ4077 - 96 In. Manure Fork & Grab
Continued

THIS PAGE IS INTENTIONALLY LEFT BLANK

FRONTIER PRODUCTS
Telehandler Attachments

BF1102S Bale Spear - Single or Dual Large Square
Equipment for Base Machine

Shipping Weight: 873 lbs.
Dimensions: 60 In. H x 72 In. W x 60 In. L

CODE	ATTACHMENT IDENTIFIER	DESCRIPTION	SUGGESTED LIST PRICE USD (\$)
------	--------------------------	-------------	-------------------------------------

Select One Code From Each Required Category

BASE MACHINE

2254XF	BF1102S Bale Spear - Single or Dual Large Square	2,891.00
--------	--	----------

FRONTIER PRODUCTS
Telehandler Attachments

BF1102S Bale Spear - Single or Dual Large Square
Continued

THIS PAGE IS INTENTIONALLY LEFT BLANK

FRONTIER PRODUCTS
Telehandler Attachments

MJ4037 Single Round Bale Spear
Equipment for Base Machine

Capacity: 1 Round Bale
Shipping Weight with Pallet: 334 lbs.
Quick Attach: Yes
Operational Weight: 259 lbs.
Dimensions: 17 In. H x 30 In. W x 49 In. L

CODE	ATTACHMENT IDENTIFIER	DESCRIPTION	SUGGESTED LIST PRICE USD (\$)
------	--------------------------	-------------	-------------------------------------

Select One Code From Each Required Category

BASE MACHINE

2256XF	MJ4037 Single Round Bale Spear	1,852.00
--------	--------------------------------	----------

FRONTIER PRODUCTS
Telehandler Attachments

MJ4037 Single Round Bale Spear
Continued

THIS PAGE IS INTENTIONALLY LEFT BLANK

FRONTIER PRODUCTS
Telehandler Attachments

MJ4081 Bale Spear
Equipment for Base Machine

Capacity: Two Round Bales or
One Large Square Bale
Shipping Weight with Pallet: 465 lbs.
Quick Attach: Yes
Operational Weight: 390 lbs.
Dimensions: 17 In. H x 25 In. W x 70 In. L

CODE	ATTACHMENT IDENTIFIER	DESCRIPTION	SUGGESTED LIST PRICE USD (\$)
------	--------------------------	-------------	-------------------------------------

Select One Code From Each Required Category

BASE MACHINE

225HXF	MJ4081 Bale Spear <i>Dual round or single square.</i>	1,822.00
--------	--	----------

FRONTIER PRODUCTS
Telehandler Attachments

MJ4081 Bale Spear
Continued

THIS PAGE IS INTENTIONALLY LEFT BLANK

FRONTIER PRODUCTS
Telehandler Attachments

MJ4090 Bale Squeeze
Equipment for Base Machine

Hydraulic Services: Single Auxiliary
Shipping Weight with Pallet: 1850 lbs.
Quick Attach: Yes
Operational Weight: 1600 lbs.
Dimensions: 40 In. H x 92 In. W x 104 In. L
Carrying Capacity: 4000 lbs.
Maximum Width: 110 In.

CODE	ATTACHMENT IDENTIFIER	DESCRIPTION	SUGGESTED LIST PRICE USD (\$)
------	--------------------------	-------------	-------------------------------------

Select One Code From Each Required Category

BASE MACHINE

225KXF	MJ4090 Bale Squeeze <i>Maximum width 110 In.</i>	10,370.00
--------	---	-----------

FRONTIER PRODUCTS
Telehandler Attachments

MJ4090 Bale Squeeze
Continued

THIS PAGE IS INTENTIONALLY LEFT BLANK

FRONTIER PRODUCTS
Telehandler Attachments

MJ4091 Bale Squeeze
Equipment for Base Machine

Hydraulic Services: Single Auxiliary
Shipping Weight with Pallet: 1650 lbs.
Quick Attach: Yes
Operational Weight: 1400 lbs.
Dimensions: 40 In. H x 60 In. W x 106 In. L
Carrying Capacity: 2000 lbs.
Maximum Width: 48 In.

CODE	ATTACHMENT IDENTIFIER	DESCRIPTION	SUGGESTED LIST PRICE USD (\$)
------	--------------------------	-------------	-------------------------------------

Select One Code From Each Required Category

BASE MACHINE

225LXF	MJ4091 Bale Squeeze <i>Maximum width 48 In.</i>	6,355.00
--------	--	----------

FRONTIER PRODUCTS
Telehandler Attachments

MJ4091 Bale Squeeze
Continued

THIS PAGE IS INTENTIONALLY LEFT BLANK

FRONTIER PRODUCTS
Telehandler Attachments

MJ4099 Round Bale Hugger
Equipment for Base Machine

Capacity: 1 Round Bale
Hydraulic Service: Single Auxiliary
Shipping Weight with Pallet: 825 lbs.
Quick Attach: Yes
Operational Weight: 725 lbs.
Dimensions: 50 In. H x 57 In. W x 60 In. L

CODE	ATTACHMENT IDENTIFIER	DESCRIPTION	SUGGESTED LIST PRICE USD (\$)
------	--------------------------	-------------	-------------------------------------

Select One Code From Each Required Category

BASE MACHINE

225NXF	MJ4099 Round Bale Hugger <i>Maximum to 5 1/2 Ft. diameter.</i>	3,641.00
--------	---	----------

FRONTIER PRODUCTS
Telehandler Attachments

MJ4099 Round Bale Hugger
Continued

THIS PAGE IS INTENTIONALLY LEFT BLANK

FRONTIER PRODUCTS
Telehandler Attachments

MJ4059A Bucket - Light Material Handling (3.25 Cubic Yard) with Cutting Edge
Equipment for Base Machine

Capacity: 3.25 Cubic Yard
Weight with Pallet: 1529 lbs.
Quick Attach: Yes
Operational Weight: 1429 lbs.
Heap Capacity: 3-1/4 Cubic Yard
Dimensions: 56 In. H x 62 In. W x 96 In. L

CODE	ATTACHMENT IDENTIFIER	DESCRIPTION	SUGGESTED LIST PRICE USD (\$)
------	--------------------------	-------------	-------------------------------------

Select One Code From Each Required Category

BASE MACHINE

2258XF	MJ4059A Bucket - Light Material Handling (3.25 Cubic Yard) with Cutting Edge	5,218.00
--------	--	----------

FRONTIER PRODUCTS
Telehandler Attachments

MJ4059A Bucket - Light Material Handling (3.25 Cubic Yard) with Cutting Edge
Continued

THIS PAGE IS INTENTIONALLY LEFT BLANK

FRONTIER PRODUCTS
Telehandler Attachments

MJ4061A Bucket - Light Material Handling (2.50 Cubic Yard) with Cutting Edge
Equipment for Base Machine

Capacity: 2.50 Cubic Yard
Shipping Weight with Pallet: 1386 lbs.
Quick Attach: Yes
Operational Weight: 1286 lbs.
Heap Capacity: 2-1/2 Cubic Yard
Dimensions: 51 In. H x 55 In. W x 96 In. L

CODE	ATTACHMENT IDENTIFIER	DESCRIPTION	SUGGESTED LIST PRICE USD (\$)
------	--------------------------	-------------	-------------------------------------

Select One Code From Each Required Category

BASE MACHINE

225AXF	MJ4061A Bucket - Light Material Handling (2.50 Cubic Yard) with Cutting Edge	5,413.00
--------	--	----------

FRONTIER PRODUCTS
Telehandler Attachments

MJ4061A Bucket - Light Material Handling (2.50 Cubic Yard) with Cutting Edge
Continued

THIS PAGE IS INTENTIONALLY LEFT BLANK

FRONTIER PRODUCTS
Telehandler Attachments

MJ4063A Bucket - Light Material Handling (2.25 Cubic Yard) with Cutting Edge
Equipment for Base Machine

Capacity: 2.25 Cubic Yard
Shipping Weight with Pallet: 1378 lbs.
Quick Attach: Yes
Operational Weight: 1278 lbs.
Heap Capacity: 2-1/2 Cubic Yard
Dimensions: 48 In. H x 52 In. W x 96 In. L

CODE	ATTACHMENT IDENTIFIER	DESCRIPTION	SUGGESTED LIST PRICE USD (\$)
------	--------------------------	-------------	-------------------------------------

Select One Code From Each Required Category

BASE MACHINE

225CXF	MJ4063A Bucket - Light Material Handling (2.25 Cubic Yard) with Cutting Edge	4,497.00
--------	--	----------

FRONTIER PRODUCTS
Telehandler Attachments

MJ4063A Bucket - Light Material Handling (2.25 Cubic Yard) with Cutting Edge
Continued

THIS PAGE IS INTENTIONALLY LEFT BLANK

FRONTIER PRODUCTS
Telehandler Attachments

MJ4079A Bucket - General Purpose (1.75 Cubic Yard) with Cutting Edge
Equipment for Base Machine

Capacity: 1.75 Cubic Yard
Shipping Weight with Pallet: 1256 lbs.
Quick Attach: Yes
Operational Weight: 1156 lbs.
Heap Capacity: 1-3/4 Cubic Yard
Dimensions: 45 In. H x 45 In. W x 96 In. L

CODE	ATTACHMENT IDENTIFIER	DESCRIPTION	SUGGESTED LIST PRICE USD (\$)
------	--------------------------	-------------	-------------------------------------

Select One Code From Each Required Category

BASE MACHINE

225GXF	MJ4079A Bucket - General Purpose (1.75 Cubic Yard) with Cutting Edge	4,434.00
--------	--	----------

FRONTIER PRODUCTS
Telehandler Attachments

MJ4079A Bucket - General Purpose (1.75 Cubic Yard) with Cutting Edge
Continued

THIS PAGE IS INTENTIONALLY LEFT BLANK

FRONTIER PRODUCTS
Telehandler Attachments

MJ4118 Bucket - Silage & Light Materials (2.50 Cubic Yard) with Cutting Edge
Equipment for Base Machine

Capacity: 2.50 Cubic Yards
Shipping Weight: 1672 lbs.
Shipping Weight with Pallet: 1672 lbs.
Quick Attach: Yes
Operational Weight: 1572 lbs.
Heap Capacity: 2-1/2 Cubic Yards
Dimensions: 49 In. H x 55 In. W x 96 In. L

CODE	ATTACHMENT IDENTIFIER	DESCRIPTION	SUGGESTED LIST PRICE USD (\$)
------	--------------------------	-------------	-------------------------------------

Select One Code From Each Required Category

BASE MACHINE

225OXF	MJ4118 Bucket - Silage & Light Materials (2.50 Cubic Yard) with Cutting Edge	6,560.00
--------	--	----------

FRONTIER PRODUCTS
Telehandler Attachments

MJ4118 Bucket - Silage & Light Materials (2.50 Cubic Yard) with Cutting Edge
Continued

THIS PAGE IS INTENTIONALLY LEFT BLANK

FRONTIER PRODUCTS
Telehandler Attachments

MJ4058 - 48 In. Quick Attach Carriage
Equipment for Base Machine

Shipping Weight with Pallet: 477 lbs.

60 In. Pallet Forks: Optional

Quick Attach: Yes

Operational Weight: 402 lbs.

Heap Capacity: 6000 lbs.

Forks: Not Included

Dimensions: 18 In. H x 48 In. W x 49 In. L

42 In. Pallet Forks: Optional

48 In. Pallet Forks: Optional

CODE	ATTACHMENT IDENTIFIER	DESCRIPTION	SUGGESTED LIST PRICE USD (\$)
------	--------------------------	-------------	-------------------------------------

Select One Code From Each Required Category

BASE MACHINE

2257XF	MJ4058 - 48 In. Quick Attach Carriage <i>Forks not included.</i>	2,225.00
--------	---	----------

ATTACHMENTS - ORDER AS DESIRED

9000	42 In. Pallet Forks (Pair)	778.00
9010	48 In. Pallet Forks (Pair)	1,273.00
9020	60 In. Pallet forks (Pair)	1,465.00

ATTACHMENTS FOR FIELD CONVERSION

	Miscellaneous:	
5MP11906	42 In. Pallet Forks (Pair)	840.24
5MP11907	48 In. Pallet Forks (Pair)	1,374.84
5MP12262	60 In. Pallet Forks (Pair)	1,582.20

FRONTIER PRODUCTS
Telehandler Attachments

MJ4058 - 48 In. Quick Attach Carriage
Continued

THIS PAGE IS INTENTIONALLY LEFT BLANK

FRONTIER PRODUCTS
Telehandler Attachments

MJ4084 - 48 In. Quick Attach Side Tilt Carriage
Equipment for Base Machine

Single Auxiliary Hydraulic Service
Shipping Weight with Pallet: 870 lbs.
Quick Attach: Yes
Heap Capacity: 6000 lbs.
Forks: Not Included
Dimensions: 28 In. H x 48 In. W x 49 In. L
42 In. Pallet Forks: Optional
48 In. Pallet Forks: Optional

60 In. Pallet Forks: Optional

CODE	ATTACHMENT IDENTIFIER	DESCRIPTION	SUGGESTED LIST PRICE USD (\$)
------	--------------------------	-------------	-------------------------------------

Select One Code From Each Required Category

BASE MACHINE

225IXF	MJ4084 - 48 In. Quick Attach Side Tilt Carriage <i>Forks not included.</i>	4,461.00
--------	---	----------

ATTACHMENTS - ORDER AS DESIRED

9000	42 In. Pallet Forks (Pair)	778.00
9010	48 In. Pallet Forks (Pair)	1,273.00
9020	60 In. Pallet forks (Pair)	1,465.00

ATTACHMENTS FOR FIELD CONVERSION

	Miscellaneous:	
5MP11906	42 In. Pallet Forks (Pair)	840.24
5MP11907	48 In. Pallet Forks (Pair)	1,374.84
5MP12262	60 In. Pallet Forks (Pair)	1,582.20

FRONTIER PRODUCTS
Telehandler Attachments

MJ4084 - 48 In. Quick Attach Side Tilt Carriage
Continued

THIS PAGE IS INTENTIONALLY LEFT BLANK

FRONTIER PRODUCTS
Telehandler Attachments

MJ4085 - 48 In. Quick Attach Side Shift Carriage
Equipment for Base Machine

Hydraulic Service: Single Auxiliary
Shipping Weight with Pallet: 884 lbs.
Quick Attach: Yes
Operational Weight: 809 lbs.
Heap Capacity: 6000 lbs.
Forks: Not Included
Dimensions: 17 In. H x 48 In. W x 49 In. L
42 In. Pallet Forks: Optional

48 In. Pallet Forks: Optional
60 In. Pallet Forks: Optional

CODE	ATTACHMENT IDENTIFIER	DESCRIPTION	SUGGESTED LIST PRICE USD (\$)
------	--------------------------	-------------	-------------------------------------

Select One Code From Each Required Category

BASE MACHINE

225JXF	MJ4085 - 48 In. Quick Attach Side Shift Carriage <i>Forks not included.</i>	5,069.00
--------	--	----------

ATTACHMENTS - ORDER AS DESIRED

9000	42 In. Pallet Forks (Pair)	778.00
9010	48 In. Pallet Forks (Pair)	1,273.00
9020	60 In. Pallet forks (Pair)	1,465.00

ATTACHMENTS FOR FIELD CONVERSION

	Miscellaneous:	
5MP11906	42 In. Pallet Forks (Pair)	840.24
5MP11907	48 In. Pallet Forks (Pair)	1,374.84
5MP12262	60 In. Pallet Forks (Pair)	1,582.20

FRONTIER PRODUCTS
Telehandler Attachments

MJ4085 - 48 In. Quick Attach Side Shift Carriage
Continued

THIS PAGE IS INTENTIONALLY LEFT BLANK

FRONTIER PRODUCTS
Telehandler Attachments

QC1072 - 72 In. Quick Attach Carriage
Equipment for Base Machine

Shipping Weight: 469 lbs.
Forks: Not Included
Dimensions: 18 In. H x 48 In. W x 74 In. L
42 In. Pallet Forks: Optional
48 In. Pallet Forks: Optional
60 In. Pallet Forks: Optional

CODE	ATTACHMENT IDENTIFIER	DESCRIPTION	SUGGESTED LIST PRICE USD (\$)
------	--------------------------	-------------	-------------------------------------

Select One Code From Each Required Category

BASE MACHINE

225QXF	QC1072 - 72 In. Quick Attach Carriage <i>Forks not included.</i>	3,457.00
--------	---	----------

ATTACHMENTS - ORDER AS DESIRED

9000	42 In. Pallet Forks (Pair)	778.00
9010	48 In. Pallet Forks (Pair)	1,273.00
9020	60 In. Pallet forks (Pair)	1,465.00

ATTACHMENTS FOR FIELD CONVERSION

	Miscellaneous:	
5MP11906	42 In. Pallet Forks (Pair)	840.24
5MP11907	48 In. Pallet Forks (Pair)	1,374.84
5MP12262	60 In. Pallet Forks (Pair)	1,582.20

FRONTIER PRODUCTS
Telehandler Attachments

QC1072 - 72 In. Quick Attach Carriage
Continued

THIS PAGE IS INTENTIONALLY LEFT BLANK

FRONTIER PRODUCTS
Telehandler Attachments

**SD1096A Silage Defacer without Auxiliary Hydraulic Motor Kit for 3800/3220/3420
Telehandlers**
Equipment for Base Machine

Cutting Tooth: Non-sizing
Bearings: Greaseable Spherical Type
Motor Shaft: 1.5 In.
Cutting Width: 96 Ins.
Drive System: 80 ASA Chain

CODE	ATTACHMENT IDENTIFIER	DESCRIPTION	SUGGESTED LIST PRICE USD (\$)
------	--------------------------	-------------	-------------------------------------

Select One Code From Each Required Category

BASE MACHINE

225PXF	SD1096A Silage Defacer without Auxiliary Hydraulic Motor Kit for 3800/3220/3420 Telehandlers	8,093.00
--------	---	----------

FRONTIER PRODUCTS
Telehandler Attachments

**SD1096A Silage Defacer without Auxiliary Hydraulic Motor Kit for 3800/3220/3420
Telehandlers**
Continued

THIS PAGE IS INTENTIONALLY LEFT BLANK

FRONTIER PRODUCTS

AB11E Single Tine Bale Spear for Current 300CX/400/500 Series Carrier Equipment for Base Machine

Primary Spear: One - 49 In. x 2 In.
Approximate 44 In. Usable Length
Stabilizing Spears:
One - 20 In. x 1.25 In.
Capacity:
One Large Round Bale (2000 lbs.)
Dimensions: 21H x 50W x 52L
(300, 400, and 500 Series Loaders)

Operational Weight: 125 lbs.
(300, 400, and 500 Series Loaders)

CODE	ATTACHMENT IDENTIFIER	DESCRIPTION	SUGGESTED LIST PRICE USD (\$)
------	--------------------------	-------------	-------------------------------------

Select One Code From Each Required Category

BASE MACHINE

2002XF	AB11E Single Tine Bale Spear for Current 300CX/400/500 Series Carrier <i>Note: Reference Frontier Loader Attachment Compatibility Chart for specific loader compatibility.</i>	590.00
--------	---	--------

ATTACHMENTS - ORDER AS DESIRED

9200	French Operators Manual and Decal Kit (AB11, AB12, AB13 and AB14 Series)	No Charge
------	--	-----------

ATTACHMENTS FOR FIELD CONVERSION

5MP43053	Miscellaneous: French Operator's Manual and Decal Kit for AB11, AB12, AB13 and AB14 Bale Spears and AP12 and AP13 Pallet Forks	0.00
----------	--	------

AB11E Single Tine Bale Spear for Current 300CX/400/500 Series Carrier

Continued

THIS PAGE IS INTENTIONALLY LEFT BLANK

FRONTIER PRODUCTS

AB11D Single Tine Bale Spear for Current 600/700 Series Carrier Equipment for Base Machine

Primary Spear: One - 49 In. x 2 In.
Approximate 44 In. Usable Length
Stabilizing Spears:
One - 20 In. x 1.25 In.
Capacity:
One Large Round Bale (2000 lbs.)
Dimensions: 24H x 50W x 56L
(600 and 700 Series Loaders)

Operational Weight: 170 lbs.
(600 and 700 Series Loaders)

CODE	ATTACHMENT IDENTIFIER	DESCRIPTION	SUGGESTED LIST PRICE USD (\$)
------	--------------------------	-------------	-------------------------------------

Select One Code From Each Required Category

BASE MACHINE

2001XF	AB11D Single Tine Bale Spear for Current 600/700 Series Carrier <i>Note: Reference Frontier Loader Attachment Compatibility Chart for specific loader compatibility.</i>	813.00
--------	---	--------

ATTACHMENTS - ORDER AS DESIRED

9200	French Operators Manual and Decal Kit (AB11, AB12, AB13 and AB14 Series)	No Charge
------	--	-----------

ATTACHMENTS FOR FIELD CONVERSION

5MP43053	Miscellaneous: French Operator's Manual and Decal Kit for AB11, AB12, AB13 and AB14 Bale Spears and AP12 and AP13 Pallet Forks	0.00
----------	--	------

AB11D Single Tine Bale Spear for Current 600/700 Series Carrier

Continued

THIS PAGE IS INTENTIONALLY LEFT BLANK

FRONTIER PRODUCTS

AB11G Single Tine Bale Spear for Current Loaders with Global Carrier Equipment for Base Machine

Primary Spear: One - 49 In. x 2 In.
Approximate 44 In. Usable Length
Stabilizing Spears:
One - 20 In. x 1.25 In.
Capacity:
One Large Round Bale (2000 lbs.)
Dimensions: 20H x 46W x 54L
(Global Series Loaders)

Operational Weight: 138 lbs.
(Global Series Loaders)

CODE	ATTACHMENT IDENTIFIER	DESCRIPTION	SUGGESTED LIST PRICE USD (\$)
------	--------------------------	-------------	-------------------------------------

Select One Code From Each Required Category

BASE MACHINE

2003XF	AB11G Single Tine Bale Spear for Current Loaders with Global Carrier <i>Note: Option is not compatible with Global Category II Carrier. Reference Frontier Loader Attachment Compatibility Chart for specific loader compatibility.</i>	774.00
--------	--	--------

ATTACHMENTS - ORDER AS DESIRED

9200	French Operators Manual and Decal Kit (AB11, AB12, AB13 and AB14 Series)	No Charge
------	--	-----------

ATTACHMENTS FOR FIELD CONVERSION

5MP43053	Miscellaneous: French Operator's Manual and Decal Kit for AB11, AB12, AB13 and AB14 Bale Spears and AP12 and AP13 Pallet Forks	0.00
----------	--	------

AB11G Single Tine Bale Spear for Current Loaders with Global Carrier

Continued

THIS PAGE IS INTENTIONALLY LEFT BLANK

FRONTIER PRODUCTS

AB12E Three Tine Bale Spear for Current 300CX/400/500 Series Carrier Equipment for Base Machine

Primary Spears: Three - 49 In. x 2 In. (300CX, 400, and 500 Series Loaders)
(Approximate 44 In. Usable Length)
Capacity:
One Large Round Bale (2500 lbs.)
or One Large Square Bale (2500 lbs.)
Dimensions: 21H x 50W x 52L
(300CX, 400, and 500 Series Loaders)
Operational Weight: 155 lbs.

CODE	ATTACHMENT IDENTIFIER	DESCRIPTION	SUGGESTED LIST PRICE USD (\$)
------	--------------------------	-------------	-------------------------------------

Select One Code From Each Required Category

BASE MACHINE

2013XF	AB12E Three Tine Bale Spear for Current 300CX/400/500 Series Carrier <i>Note: Reference Frontier Loader Attachment Compatibility Chart for specific loader compatibility.</i>	774.00
--------	--	--------

ATTACHMENTS - ORDER AS DESIRED

9200	French Operators Manual and Decal Kit (AB11, AB12, AB13 and AB14 Series)	No Charge
------	--	-----------

ATTACHMENTS FOR FIELD CONVERSION

5MP43053	Miscellaneous: French Operator's Manual and Decal Kit for AB11, AB12, AB13 and AB14 Bale Spears and AP12 and AP13 Pallet Forks	0.00
----------	--	------

AB12E Three Tine Bale Spear for Current 300CX/400/500 Series Carrier

Continued

THIS PAGE IS INTENTIONALLY LEFT BLANK

FRONTIER PRODUCTS

AB12D Three Tine Bale Spear for Current 600/700 Series Carrier Equipment for Base Machine

Primary Spears: Three - 49 In. x 2 In. (600 and 700 Series Loaders)
(Approximate 44 In. Usable Length)
Capacity:
One Large Round Bale (2500 lbs.)
or One Large Square Bale (2500 lbs.)
Dimensions: 24H x 50W x 56L
(600 and 700 Series Loaders)
Operational Weight: 210 lbs.

CODE	ATTACHMENT IDENTIFIER	DESCRIPTION	SUGGESTED LIST PRICE USD (\$)
Select One Code From Each Required Category			
BASE MACHINE			
2012XF		AB12D Three Tine Bale Spear for Current 600/700 Series Carrier <i>Note: Reference Frontier Loader Attachment Compatibility Chart for specific loader compatibility.</i>	920.00
ATTACHMENTS - ORDER AS DESIRED			
9200		French Operators Manual and Decal Kit (AB11, AB12, AB13 and AB14 Series)	No Charge
ATTACHMENTS FOR FIELD CONVERSION			
5MP43053		Miscellaneous: French Operator's Manual and Decal Kit for AB11, AB12, AB13 and AB14 Bale Spears and AP12 and AP13 Pallet Forks	0.00

AB12D Three Tine Bale Spear for Current 600/700 Series Carrier

Continued

THIS PAGE IS INTENTIONALLY LEFT BLANK

FRONTIER PRODUCTS

AB12G Three Tine Bale Spear for Current Loaders with Global Carrier Equipment for Base Machine

Primary Spears: Three - 49 In. x 2 In. (Global Series Loaders)
(Approximate 44 In. Usable Length)
Capacity:
One Large Round Bale (2500 lbs.)
or One Large Square Bale (2500 lbs.)
Dimensions: 20H x 46W x 54L
(Global Series Loaders)
Operational weight: 173 lbs.

CODE	ATTACHMENT IDENTIFIER	DESCRIPTION	SUGGESTED LIST PRICE USD (\$)
------	--------------------------	-------------	-------------------------------------

Select One Code From Each Required Category

BASE MACHINE

2014XF	AB12G Three Tine Bale Spear for Current Loaders with Global Carrier <i>Note: Option is not compatible with Global Category II Carrier. Reference Frontier Loader Attachment Compatibility Chart for specific loader compatibility.</i>	885.00
--------	---	--------

ATTACHMENTS - ORDER AS DESIRED

9200	French Operators Manual and Decal Kit (AB11, AB12, AB13 and AB14 Series)	No Charge
------	--	-----------

ATTACHMENTS FOR FIELD CONVERSION

5MP43053	Miscellaneous: French Operator's Manual and Decal Kit for AB11, AB12, AB13 and AB14 Bale Spears and AP12 and AP13 Pallet Forks	0.00
----------	--	------

AB12G Three Tine Bale Spear for Current Loaders with Global Carrier

Continued

THIS PAGE IS INTENTIONALLY LEFT BLANK

FRONTIER PRODUCTS

AB12A Three Tine Bale Spear for Current 800 Series Carrier Equipment for Base Machine

Primary Spears: Three - 49 In. x 2 In. (800 Series Loaders)
(Approximate 44 In. Usable Length)
Capacity:
One Large Round Bale (2500 lbs.)
or One Large Square Bale (2500 lbs.)
Dimensions: 25H x 55W x 58L
(800 Series Loaders)
Operational weight: 255 lbs.

CODE	ATTACHMENT IDENTIFIER	DESCRIPTION	SUGGESTED LIST PRICE USD (\$)
------	--------------------------	-------------	-------------------------------------

Select One Code From Each Required Category

BASE MACHINE

2011XF	AB12A Three Tine Bale Spear for Current 800 Series Carrier <i>Note: Reference Frontier Loader Attachment Compatibility Chart for specific loader compatibility.</i>	1,099.00
--------	--	----------

ATTACHMENTS - ORDER AS DESIRED

9200	French Operators Manual and Decal Kit (AB11, AB12, AB13 and AB14 Series)	No Charge
------	--	-----------

ATTACHMENTS FOR FIELD CONVERSION

5MP43053	Miscellaneous: French Operator's Manual and Decal Kit for AB11, AB12, AB13 and AB14 Bale Spears and AP12 and AP13 Pallet Forks	0.00
----------	--	------

AB12A Three Tine Bale Spear for Current 800 Series Carrier

Continued

THIS PAGE IS INTENTIONALLY LEFT BLANK

FRONTIER PRODUCTS

AB13E Heavy Duty Single Tine Bale Spear for Current 300CX/400/500 Series Carrier Equipment for Base Machine

Primary Spear: One - 53 In. x 2.25 In.
(Approximate 46 In. Usable Length)
Stabilizing Spears:
Two - 20 In. x 1.25 In.
Capacity:
One Large Round Bale (2500 lbs.)
Dimensions: 20H x 49W x 56L
(300, 400, and 500 Series Loaders)

Operational Weight: 165 lbs.
(300, 400, and 500 Series Loaders)

CODE	ATTACHMENT IDENTIFIER	DESCRIPTION	SUGGESTED LIST PRICE USD (\$)
------	--------------------------	-------------	-------------------------------------

Select One Code From Each Required Category

BASE MACHINE

2022XF	AB13E Heavy Duty Single Tine Bale Spear for Current 300CX/400/500 Series Carrier <i>Note: Reference Frontier Loader Attachment Compatibility Chart for specific loader compatibility.</i>	773.00
--------	--	--------

ATTACHMENTS - ORDER AS DESIRED

9200	French Operators Manual and Decal Kit (AB11, AB12, AB13 and AB14 Series)	No Charge
------	--	-----------

ATTACHMENTS FOR FIELD CONVERSION

5MP43053	Miscellaneous: French Operator's Manual and Decal Kit for AB11, AB12, AB13 and AB14 Bale Spears and AP12 and AP13 Pallet Forks	0.00
----------	--	------

AB13E Heavy Duty Single Tine Bale Spear for Current 300CX/400/500 Series Carrier

Continued

THIS PAGE IS INTENTIONALLY LEFT BLANK

FRONTIER PRODUCTS

AB13D Heavy Duty Single Tine Bale Spear for Current 600/700 Series Carrier Equipment for Base Machine

Primary Spear: One - 53 In. x 2.25 In.
(Approximate 46 In. Usable Length)
Stabilizing Spears:
Two - 20 In. x 1.25 In.
Capacity:
One Large Round Bale (2500 lbs.)
Dimensions: 24H x 50W x 59L
(600 and 700 Series Loaders)

Operational Weight: 215 lbs.
(600 and 700 Series Loaders)

CODE	ATTACHMENT IDENTIFIER	DESCRIPTION	SUGGESTED LIST PRICE USD (\$)
------	--------------------------	-------------	-------------------------------------

Select One Code From Each Required Category

BASE MACHINE

2021XF	AB13D Heavy Duty Single Tine Bale Spear for Current 600/700 Series Carrier <i>Note: Reference Frontier Loader Attachment Compatibility Chart for specific loader compatibility.</i>	917.00
--------	--	--------

ATTACHMENTS - ORDER AS DESIRED

9200	French Operators Manual and Decal Kit (AB11, AB12, AB13 and AB14 Series)	No Charge
------	--	-----------

ATTACHMENTS FOR FIELD CONVERSION

5MP43053	Miscellaneous: French Operator's Manual and Decal Kit for AB11, AB12, AB13 and AB14 Bale Spears and AP12 and AP13 Pallet Forks	0.00
----------	--	------

AB13D Heavy Duty Single Tine Bale Spear for Current 600/700 Series Carrier

Continued

THIS PAGE IS INTENTIONALLY LEFT BLANK

FRONTIER PRODUCTS

AB13G Heavy Duty Single Tine Bale Spear for Current Loaders with Global Carrier Equipment for Base Machine

Primary Spear: One - 53 In. x 2.25 In.
(Approximate 46 In. Usable Length)
Stabilizing Spears:
Two - 20 In. x 1.25 In.
Capacity:
One Large Round Bale (2500 lbs.)
Dimensions: 23H x 46W x 56L
(Global Series Loaders)

Operational Weight: 185 lbs.
(Global Series Loaders)

CODE	ATTACHMENT IDENTIFIER	DESCRIPTION	SUGGESTED LIST PRICE USD (\$)
------	--------------------------	-------------	-------------------------------------

Select One Code From Each Required Category

BASE MACHINE

2023XF	AB13G Heavy Duty Single Tine Bale Spear for Current Loaders with Global Carrier <i>Note: Option is not compatible with Global Category II Carrier. Reference Frontier Loader Attachment Compatibility Chart for specific loader compatibility.</i>	921.00
--------	---	--------

ATTACHMENTS - ORDER AS DESIRED

9200	French Operators Manual and Decal Kit (AB11, AB12, AB13 and AB14 Series)	No Charge
------	--	-----------

ATTACHMENTS FOR FIELD CONVERSION

5MP43053	Miscellaneous: French Operator's Manual and Decal Kit for AB11, AB12, AB13 and AB14 Bale Spears and AP12 and AP13 Pallet Forks	0.00
----------	--	------

AB13G Heavy Duty Single Tine Bale Spear for Current Loaders with Global Carrier

Continued

THIS PAGE IS INTENTIONALLY LEFT BLANK

FRONTIER PRODUCTS

AB13K Heavy Duty Single Tine Bale Spear for Current Loaders with Global Category 2 Carrier (H480 Loader only) Equipment for Base Machine

Primary Spear: One - 53 In. x 2.25 In.
(Approximate 46 In. Usable Length)

Stabilizing Spears:
Two - 20 In. x 1.25 In.

Capacity:
One Large Round Bale (3000 lbs.)

Dimensions: 29H x 59W x 63L
(Global Category 2 Carrier, H480 Loader)

Operational Weight: 331 lbs.
(Global Category 2 Carrier, H480 Loader)

CODE	ATTACHMENT IDENTIFIER	DESCRIPTION	SUGGESTED LIST PRICE USD (\$)
------	-----------------------	-------------	-------------------------------

Select One Code From Each Required Category

BASE MACHINE

2164XF	AB13K Heavy Duty Single Tine Bale Spear for Current Loaders with Global Category 2 Carrier (H480 Loader only) <i>Note: Reference Frontier Loader Attachment Compatibility Chart for specific loader compatibility.</i>	1,093.00
--------	---	----------

**AB13K Heavy Duty Single Tine Bale Spear for Current Loaders with Global Category 2
Carrier (H480 Loader only)**
Continued

THIS PAGE IS INTENTIONALLY LEFT BLANK

FRONTIER PRODUCTS

AB14A - Bale Spear Equipment for Base Machine

Primary Spears:

Two - 49 In. x 2 In.

Stabilizing Spears:

Two - 28 In. x 1.25 In.

Shipping Weight: 465 lbs.

Operational Weight: 390 lbs.

Dimensions: 17H x 25W x 70L

CODE	ATTACHMENT IDENTIFIER	DESCRIPTION	SUGGESTED LIST PRICE USD (\$)
------	--------------------------	-------------	-------------------------------------

Select One Code From Each Required Category

BASE MACHINE

2031XF	AB14A - Bale Spear <i>Handles (2) 6 Ft. or less round bales or (1) 4 x 8 square bale with 800 series loaders. Note: Reference Frontier Loader Attachment Compatibility Chart for specific loader compatibility.</i>	1,645.00
--------	--	----------

ATTACHMENTS - ORDER AS DESIRED

9200	French Operators Manual and Decal Kit (AB11, AB12, AB13 and AB14 Series)	No Charge
------	--	-----------

ATTACHMENTS FOR FIELD CONVERSION

5MP43053	Miscellaneous: French Operator's Manual and Decal Kit for AB11, AB12, AB13 and AB14 Bale Spears and AP12 and AP13 Pallet Forks	0.00
----------	--	------

FRONTIER PRODUCTS

AB14A - Bale Spear

Continued

THIS PAGE IS INTENTIONALLY LEFT BLANK

FRONTIER PRODUCTS

AB14D - Bale Spear Equipment for Base Machine

Primary Spears:

Two - 49 In. x 2 In.

Stabilizing Spears:

Two - 28 In. x 1.25 In.

Shipping Weight: 465 lbs.

Operational Weight: 390 lbs.

Dimensions: 17H x 25W x 70L

CODE	ATTACHMENT IDENTIFIER	DESCRIPTION	SUGGESTED LIST PRICE USD (\$)
------	--------------------------	-------------	-------------------------------------

Select One Code From Each Required Category

BASE MACHINE

2032XF	AB14D - Bale Spear <i>Handles (2) 6 Ft. or less round bales with 700 series loaders OR (1) 4 x 8 square bale with 600 and 700 series loaders. Note: Reference Frontier Loader Attachment Compatibility Chart for specific loader compatibility.</i>	1,405.00
--------	--	----------

ATTACHMENTS - ORDER AS DESIRED

9200	French Operators Manual and Decal Kit (AB11, AB12, AB13 and AB14 Series)	No Charge
------	--	-----------

ATTACHMENTS FOR FIELD CONVERSION

5MP43053	Miscellaneous: French Operator's Manual and Decal Kit for AB11, AB12, AB13 and AB14 Bale Spears and AP12 and AP13 Pallet Forks	0.00
----------	--	------

FRONTIER PRODUCTS

AB14D - Bale Spear

Continued

THIS PAGE IS INTENTIONALLY LEFT BLANK

FRONTIER PRODUCTS

AB14G - Bale Spear Equipment for Base Machine

Primary Spears:
Two - 49 In. x 2 In.
Stabilizing Spears:
Two - 28 In. x 1.25 In.
Shipping Weight: 465 lbs.
Operational Weight: 390 lbs.
Dimensions: 17H x 25W x 70L

CODE	ATTACHMENT IDENTIFIER	DESCRIPTION	SUGGESTED LIST PRICE USD (\$)
Select One Code From Each Required Category			
BASE MACHINE			
2033XF		AB14G - Bale Spear <i>Handles (2) 6 Ft. or less round bales or (1) 4 x 8 square bale on loaders with Global Carrier. Note: Option is not compatible with Global Category II Carrier. Reference Frontier Loader Attachment Compatibility Chart for specific loader compatibility.</i>	1,394.00
ATTACHMENTS - ORDER AS DESIRED			
9200		French Operators Manual and Decal Kit (AB11, AB12, AB13 and AB14 Series)	No Charge
ATTACHMENTS FOR FIELD CONVERSION			
5MP43053		Miscellaneous: French Operator's Manual and Decal Kit for AB11, AB12, AB13 and AB14 Bale Spears and AP12 and AP13 Pallet Forks	0.00

FRONTIER PRODUCTS

AB14G - Bale Spear

Continued

THIS PAGE IS INTENTIONALLY LEFT BLANK

FRONTIER PRODUCTS

AB14K Heavy Duty Bale Spear for Loaders with Global Category 2 Carrier Equipment for Base Machine

Two Primary Spear Options:

Two - 53 In. x 2.2 In.

Two - 41 In. x 2.2 In.

Stabilizing Spears:

Two - 20 In. x 1.25 In.

Capacity: Two Large Round Bales / One Large Square
Bale

Shipping Weight: 436 lbs.

Operational Weight: 511 lbs.

Dimensions: 29H x 81W x 61L

CODE	ATTACHMENT IDENTIFIER	DESCRIPTION	SUGGESTED LIST PRICE USD (\$)
------	--------------------------	-------------	-------------------------------------

Select One Code From Each Required Category

BASE MACHINE

2291XF	AB14K Heavy Duty Bale Spear for Loaders with Global Category 2 Carrier <i>Handles (2) 6 Ft. or less round bales or (1) 4 x 8 square bale on loaders with Global Category 2 Carrier. Reference Frontier Loader Attachment Compatibility Chart for specific loader compatibility.</i>	1,804.00
--------	--	----------

BALE SPEAR LENGTH

2410	41 In. Bale Spear <i>For use with 3 Ft. x 4 Ft. x 8 Ft. Square Bales.</i>	285.00
2411	53 In. Bale Spear <i>For use with 4 Ft. x 4 Ft. x 8 Ft. Square Bales.</i>	300.00

ATTACHMENTS - ORDER AS DESIRED

9200	French Operators Manual and Decal Kit (AB11, AB12, AB13 and AB14 Series)	No Charge
------	--	-----------

AB14K Heavy Duty Bale Spear for Loaders with Global Category 2 Carrier

Continued

THIS PAGE IS INTENTIONALLY LEFT BLANK

FRONTIER PRODUCTS

AB15A - Bale Spear Equipment for Base Machine

Two Primary Bottom Spear Options:

Four - 53 In. x 2.2 In.

Four - 41 In. x 2.2 In.

Top Stabilizing Spears:

Two - 28 In. x 1.25 In.

Capacity: Two Large Square Bales

Operational Weight: 808 lbs.

Shipping Weight: 873 lbs.

Dimensions: 60H x 72W x 60L

CODE	ATTACHMENT IDENTIFIER	DESCRIPTION	SUGGESTED LIST PRICE USD (\$)
------	--------------------------	-------------	-------------------------------------

Select One Code From Each Required Category

BASE MACHINE

2041XF	AB15A - Bale Spear <i>Handles two large 4 x 8 square bales for use with 800 series loaders. Note: Reference Frontier Loader Attachment Compatibility Chart for specific loader compatibility.</i>	4,341.00
--------	--	----------

BALE SPEAR LENGTH

2410	41 In. Bale Spear <i>For use with 3 Ft. x 4 Ft. x 8 Ft. Square Bales.</i>	590.00
2411	53 In. Bale Spear <i>For use with 4 Ft. x 4 Ft. x 8 Ft. Square Bales.</i>	619.00

ATTACHMENTS - ORDER AS DESIRED

9200	French Operators Manual and Decal Kit (AB11, AB12, AB13 and AB14 Series)	No Charge
------	--	-----------

ATTACHMENTS FOR FIELD CONVERSION

5MP43053	Miscellaneous: French Operator's Manual and Decal Kit for AB11, AB12, AB13 and AB14 Bale Spears and AP12 and AP13 Pallet Forks	0.00
----------	--	------

FRONTIER PRODUCTS

AB15A - Bale Spear

Continued

THIS PAGE IS INTENTIONALLY LEFT BLANK

FRONTIER PRODUCTS

AB15K Heavy Duty Bale Spear for 2 Large Square Bales for Loaders with Global Category 2 Carrier Equipment for Base Machine

Two Primary Bottom Spear Options:

Four - 53 In. x 2.2 In.

Four - 41 In. x 2.2 In.

Top Stabilizing Spears:

Two - 28 In. x 1.25 In.

Capacity: Two Large Square Bales

Operational Weight: 800 lbs.

Shipping Weight: 875 lbs.

Dimensions: 69H x 72W x 60L

CODE	ATTACHMENT IDENTIFIER	DESCRIPTION	SUGGESTED LIST PRICE USD (\$)
Select One Code From Each Required Category			
BASE MACHINE			
2301XF		AB15K Heavy Duty Bale Spear for 2 Large Square Bales for Loaders with Global Category 2 Carrier <i>Handles two large 4 x 8 square bales on loaders with Global Category 2 Carrier. Note: Reference Frontier Loader Attachment Compatibility Chart for specific loader compatibility.</i>	3,743.00
BALE SPEAR LENGTH			
2410		41 In. Bale Spear <i>For use with 3 Ft. x 4 Ft. x 8 Ft. Square Bales.</i>	590.00
2411		53 In. Bale Spear <i>For use with 4 Ft. x 4 Ft. x 8 Ft. Square Bales.</i>	619.00
ATTACHMENTS - ORDER AS DESIRED			
9200		French Operators Manual and Decal Kit (AB11, AB12, AB13 and AB14 Series)	No Charge

**AB15K Heavy Duty Bale Spear for 2 Large Square Bales for Loaders with Global
Category 2 Carrier**
Continued

THIS PAGE IS INTENTIONALLY LEFT BLANK

FRONTIER PRODUCTS

Planting & Seeding

BD1108 End Wheel Grain Drill, 7.5 In. Spacing, 13 Openers, and Standard Grain Agitator Equipment for Base Machine

Number of Openers: 13
Available Row Spacings: 7.5 In.
Working Width: 8 Ft. 1 In.
Transport Width: 10 Ft.
Opener Type: 13 In. Double Disk /
Staggered Pattern
Seedboot Types:
Cast Aluminum or Cast Iron
Opener Downpressure:
124 lbs. Maximum
Metering: Fluted Feed
Transport Ground Clearance: 5.5 In.
Weight with Plain Box
(7.5 In. Spacing): 1,330 lb.
Weight with Combo Box
(7.5 In. Spacing): 1,475 lb.
Tires:
7.5-20, 4PR Rib Implement OR
7.5-20, 4PR Double-Rib Implement
Box Capacity (Plain Box):

2.8 Bushel/Ft. - 22.4 Bushel
Box Capacity (Combo Box):
3.4 Bushel/Ft.
40 Percent Grain: 10.8 Bushel
60 Percent Grain: 14.6 Bushel
100 Percent Grain: 22.1 Bushel
Box Capacity (Grass Seed):
1.5 Bushel
Acremeter: Standard
Assembly/Set-Up Time: 3 Man-Hours
for Base Machine, 1 Additional Hour
for Grass Seed Attachment
Warranty: 1 Year Parts and Labor

CODE	ATTACHMENT IDENTIFIER	DESCRIPTION	SUGGESTED LIST PRICE USD (\$)
------	-----------------------	-------------	-------------------------------

Select One Code From Each Required Category

BASE MACHINE

3001XF	BD1108 End Wheel Grain Drill, 7.5 In. Spacing, 13 Openers, and Standard Grain Agitator	13,009.00
--------	--	-----------

BOX TYPE

1000	Plain Grain	In Base Price
1010	Combination Grain/Fertilizer	3,212.00

OPENER TYPE

2035	Double Disk Aluminum Boot	In Base Price
2045	Double Disk Cast Iron Boot	1,057.00

TIRES

3100	7.50 x 20 Farm Implement	In Base Price
3105	7.50 x 20 Double Rib	-104.00

SPECIAL EQUIPMENT - FACTORY INSTALLED

8003	Grass Seed Box	1,676.00
8010	Depth Gauge Press Wheel Arm Less Wheel with Footboard Extension Brackets <i>If Depth Gauge Press Wheel Arms are ordered, you must order a 9000 code Press Wheel option.</i>	660.00

ATTACHMENTS - ORDER AS DESIRED

FRONTIER PRODUCTS

Planting & Seeding

BD1108 End Wheel Grain Drill, 7.5 In. Spacing, 13 Openers, and Standard Grain Agitator Continued

CODE	ATTACHMENT IDENTIFIER	DESCRIPTION	SUGGESTED LIST PRICE USD (\$)
		ATTACHMENTS - ORDER AS DESIRED ...Continued...	
9005		Cover Chains	68.00
9009		1 x 12 Depth Gauge Press Wheel	545.00
9010		2 x 13 Depth Gauge Press Wheel	538.00
9012		4 x 12 Double Rib Depth Gauge Press Wheel <i>If code 8010 Press Wheel Arms are ordered, you must order a Depth Gauge Press Wheel option from above. Press Wheel options include the necessary number of wheels for chosen machine configuration.</i>	903.00
9040		Double Disk Outside Scrapers, 10 Pair <i>Must also order conversion parts if used in combination with depth gauging press wheels.</i>	294.00
9050		Outside Scraper Conversion Parts, 26 Pair <i>Required on drill with depth gauging press wheels AND outside scrapers.</i>	109.00
9060		Tru-Vee Opener Attachment, One Row <i>For use with aluminum boot furrow openers only. Does not include opener.</i>	3,429.00
9200		French Operators Manual and Decals (BD11 Drills)	No Charge

ATTACHMENTS FOR FIELD CONVERSION

	Miscellaneous:		
5YTBN160419	Cover Chains, Quantity 10		38.08
5YTAN281515	Depth Gauging Press Wheel 1 x 12, Quantity 1		45.92
5YTAN162400	Depth Gauging Press Wheel 2 x 13, Quantity 1		45.92
5YTAN280393	Depth Gauging Press Wheel 4 x 12 Double Rib, Quantity 1		78.40
5YTBN280000	Depth Gauging Press Wheel Arm Less Wheel, Quantity 1 <i>Must also order desired press wheels and footboard extension brackets.</i>		54.88
5YTBN211069	Double Disk Opener Assembly with Long Aluminum Boot		223.56
5YTBN211071	Double Disk Opener Assembly with Long Cast Iron Boot		304.56
5YTBN211068	Double Disk Opener Assembly with Short Aluminum Boot		217.08
5YTBN211070	Double Disk Opener Assembly with Short Cast Iron Boot		298.08
5YTAN282365	Double Disk Outside Scrapers, 10 Pair <i>Must also order conversion parts if used in combination with depth gauging press wheels.</i>		164.64
5YTBN210945	Footboard Extension Brackets <i>Order 1 for each machine to be equipped with depth gauging press wheels.</i>		40.32
5YT7015199	French Operators Manual and Decals (BD11 Drills)		223.69
5YTBN906606	Grass Seed Attachment for 13 Openers <i>For 13 opener, 7.5 In. spacing configuration.</i>		1,518.48

FRONTIER PRODUCTS

Planting & Seeding

BD1108 End Wheel Grain Drill, 7.5 In. Spacing, 13 Openers, and Standard Grain Agitator Continued

CODE	ATTACHMENT IDENTIFIER	DESCRIPTION	SUGGESTED LIST PRICE USD (\$)
		ATTACHMENTS FOR FIELD CONVERSION ...Continued...	
	5YTAN212672	Outside Scraper Conversion Parts, 26 Pair <i>Required on drill with depth gauging press wheels AND outside scrapers.</i>	122.08
	5YTBN210047	Tru-Vee Opener Attachment, One Row <i>For use with aluminum boot furrow openers only. Does not include opener.</i>	284.04

FRONTIER PRODUCTS

Planting & Seeding

BD1108 End Wheel Grain Drill, 7.5 In. Spacing, 13 Openers, and Standard Grain Agitator
Continued

THIS PAGE IS INTENTIONALLY LEFT BLANK

FRONTIER PRODUCTS

Planting & Seeding

BD1110 End Wheel Grain Drill, 6 In. Spacing, 21 Openers, and Standard Grain Agitator Equipment for Base Machine

Number of Openers: 21
 Row Spacing: 6 In.
 Working Width: 10 Ft. 6 In.
 Transport Width: 12 Ft. 6 In.
 Opener Type: 13 In. Double Disk /
 Staggered Pattern
 Seedboot Types:
 Cast Aluminum or Cast Iron
 Opener Downpressure:
 124 lbs. Maximum
 Metering: Fluted Feed
 Transport Ground Clearance: 5.5 In.
 Weight with Plain Box
 (7.5 In. Spacing): 1,600 lb.
 Weight with Combo Box
 (7.5 In. Spacing): 1,800 lb.
 Tires:
 7.5-20, 4PR Rib Implement OR
 7.5-20, 4PR Double-Rib Implement

Box Capacity (Plain Box):
 2.8 Bushel/Ft. - 28 Bushel
 Box Capacity (Combo Box):
 3.4 Bushel/Ft.
 40 Percent Grain: 13.5 Bushel
 60 Percent Grain: 18.2 Bushel
 100 Percent Grain: 27.6 Bushel
 Box Capacity (Grass Seed): 1.5 Bushel
 Acremeter: Standard
 Assembly/Set-Up Time: 3 Man-Hours
 for Base Machine, 1 Additional Hour
 for Grass Seed Attachment
 Warranty: 1 Year Parts and Labor

CODE	ATTACHMENT IDENTIFIER	DESCRIPTION	SUGGESTED LIST PRICE USD (\$)
Select One Code From Each Required Category			
BASE MACHINE			
3002XF		BD1110 End Wheel Grain Drill, 6 In. Spacing, 21 Openers, and Standard Grain Agitator	14,159.00
BOX TYPE			
1000		Plain Grain	In Base Price
1010		Combination Grain/Fertilizer	3,626.00
OPENER TYPE			
2035		Double Disk Aluminum Boot	In Base Price
2045		Double Disk Cast Iron Boot	1,708.00
TIRES			
3100		7.50 x 20 Farm Implement	In Base Price
3105		7.50 x 20 Double Rib	-104.00
SPECIAL EQUIPMENT - FACTORY INSTALLED			
8003		Grass Seed Box	2,684.00
8010		Depth Gauge Press Wheel Arm Less Wheel with Footboard Extension Brackets <i>If Depth Gauge Press Wheel Arms are ordered, you must order a 9000 code Press Wheel option.</i>	1,045.00
ATTACHMENTS - ORDER AS DESIRED			
9005		Cover Chains	103.00

FRONTIER PRODUCTS

Planting & Seeding

BD1110 End Wheel Grain Drill, 6 In. Spacing, 21 Openers, and Standard Grain Agitator Continued

CODE	ATTACHMENT IDENTIFIER	DESCRIPTION	SUGGESTED LIST PRICE USD (\$)
ATTACHMENTS - ORDER AS DESIRED ...Continued...			
9009		1 x 12 Depth Gauge Press Wheel	880.00
9010		2 x 13 Depth Gauge Press Wheel	869.00
9012		4 x 12 Double Rib Depth Gauge Press Wheel <i>If code 8010 Press Wheel Arms are ordered, you must order a Depth Gauge Press Wheel option from above. Press Wheel options include the necessary number of wheels for chosen machine configuration.</i>	1,459.00
9040		Double Disk Outside Scrapers, 10 Pair <i>Must also order conversion parts if used in combination with depth gauging press wheels.</i>	442.00
9050		Outside Scraper Conversion Parts, 26 Pair <i>Required on drill with depth gauging press wheels AND outside scrapers.</i>	109.00
9060		Tru-Vee Opener Attachment, One Row <i>For use with aluminum boot furrow openers only. Does not include opener.</i>	5,540.00
9200		French Operators Manual and Decals (BD11 Drills)	No Charge
ATTACHMENTS FOR FIELD CONVERSION			
		Miscellaneous:	
	5YTBN160419	Cover Chains, Quantity 10	38.08
	5YTAN281515	Depth Gauging Press Wheel 1 x 12, Quantity 1	45.92
	5YTAN162400	Depth Gauging Press Wheel 2 x 13, Quantity 1	45.92
	5YTAN280393	Depth Gauging Press Wheel 4 x 12 Double Rib, Quantity 1	78.40
	5YTBN280000	Depth Gauging Press Wheel Arm Less Wheel, Quantity 1 <i>Must also order desired press wheels and footboard extension brackets.</i>	54.88
	5YTBN211069	Double Disk Opener Assembly with Long Aluminum Boot	223.56
	5YTBN211071	Double Disk Opener Assembly with Long Cast Iron Boot	304.56
	5YTBN211068	Double Disk Opener Assembly with Short Aluminum Boot	217.08
	5YTBN211070	Double Disk Opener Assembly with Short Cast Iron Boot	298.08
	5YTAN282365	Double Disk Outside Scrapers, 10 Pair <i>Must also order conversion parts if used in combination with depth gauging press wheels.</i>	164.64
	5YTBN210945	Footboard Extension Brackets <i>Order 1 for each machine to be equipped with depth gauging press wheels.</i>	40.32
	5YT7015199	French Operators Manual and Decals (BD11 Drills)	223.69
	5YTBN907037	Grass Seed Attachment for 21 Openers <i>For 21 opener, 6 In. spacing configuration.</i>	2,691.36

FRONTIER PRODUCTS

Planting & Seeding

BD1110 End Wheel Grain Drill, 6 In. Spacing, 21 Openers, and Standard Grain Agitator Continued

CODE	ATTACHMENT IDENTIFIER	DESCRIPTION	SUGGESTED LIST PRICE USD (\$)
		ATTACHMENTS FOR FIELD CONVERSION ...Continued...	
	5YTAN212672	Outside Scraper Conversion Parts, 26 Pair <i>Required on drill with depth gauging press wheels AND outside scrapers.</i>	122.08
	5YTBN210047	Tru-Vee Opener Attachment, One Row <i>For use with aluminum boot furrow openers only. Does not include opener.</i>	284.04

FRONTIER PRODUCTS

Planting & Seeding

BD1110 End Wheel Grain Drill, 6 In. Spacing, 21 Openers, and Standard Grain Agitator
Continued

THIS PAGE IS INTENTIONALLY LEFT BLANK

FRONTIER PRODUCTS

Planting & Seeding

BD1110 End Wheel Grain Drill, 7.5 In. Spacing, 17 Openers, and Standard Grain Agitator Equipment for Base Machine

Number of Openers: 17
Available Row Spacings: 7.5 In.
Working Width: 10 Ft. 7 In.
Transport Width: 12 Ft. 6 In.
Opener Type: 13 In. Double Disk /
Staggered Pattern
Seedboot Types:
Cast Aluminum or Cast Iron
Opener Downpressure:
124 lbs. Maximum
Metering: Fluted Feed
Transport Ground Clearance: 5.5 In.
Weight with Plain Box
(7.5 In. Spacing): 1,600 lb.
Weight with Combo Box
(7.5 In. Spacing): 1,800 lb.
Tires:
7.5-20, 4PR Rib Implement OR
7.5-20, 4PR Double-Rib Implement

Box Capacity (Plain Box):
2.8 Bushel/Ft. - 28 Bushel
Box Capacity (Combo Box):
3.4 Bushel/Ft.
40 Percent Grain: 13.5 Bushel
60 Percent Grain: 18.2 Bushel
100 Percent Grain: 27.6 Bushel
Box Capacity (Grass Seed): 1.5 Bushel
Acremeter: Standard
Assembly/Set-Up Time: 3 Man-Hours
for Base Machine, 1 Additional Hour
for Grass Seed Attachment
Warranty: 1 Year Parts and Labor

CODE	ATTACHMENT IDENTIFIER	DESCRIPTION	SUGGESTED LIST PRICE USD (\$)
Select One Code From Each Required Category			
BASE MACHINE			
3004XF		BD1110 End Wheel Grain Drill, 7.5 In. Spacing, 17 Openers, and Standard Grain Agitator	13,969.00
BOX TYPE			
1000		Plain Grain	In Base Price
1010		Combination Grain/Fertilizer	3,605.00
OPENER TYPE			
2035		Double Disk Aluminum Boot	In Base Price
2045		Double Disk Cast Iron Boot	1,383.00
TIRES			
3100		7.50 x 20 Farm Implement	In Base Price
3105		7.50 x 20 Double Rib	-104.00
SPECIAL EQUIPMENT - FACTORY INSTALLED			
8003		Grass Seed Box	2,605.00
8010		Depth Gauge Press Wheel Arm Less Wheel with Footboard Extension Brackets <i>If Depth Gauge Press Wheel Arms are ordered, you must order a 9000 code Press Wheel option.</i>	852.00
ATTACHMENTS - ORDER AS DESIRED			
9005		Cover Chains	68.00

FRONTIER PRODUCTS

Planting & Seeding

BD1110 End Wheel Grain Drill, 7.5 In. Spacing, 17 Openers, and Standard Grain Agitator Continued

CODE	ATTACHMENT IDENTIFIER	DESCRIPTION	SUGGESTED LIST PRICE USD (\$)
ATTACHMENTS - ORDER AS DESIRED ...Continued...			
9009		1 x 12 Depth Gauge Press Wheel	713.00
9010		2 x 13 Depth Gauge Press Wheel	704.00
9012		4 x 12 Double Rib Depth Gauge Press Wheel <i>If code 8010 Press Wheel Arms are ordered, you must order a Depth Gauge Press Wheel option from above. Press Wheel options include the necessary number of wheels for chosen machine configuration.</i>	1,181.00
9040		Double Disk Outside Scrapers, 10 Pair <i>Must also order conversion parts if used in combination with depth gauging press wheels.</i>	294.00
9050		Outside Scraper Conversion Parts, 26 Pair <i>Required on drill with depth gauging press wheels AND outside scrapers.</i>	109.00
9060		Tru-Vee Opener Attachment, One Row <i>For use with aluminum boot furrow openers only. Does not include opener.</i>	4,485.00
9200		French Operators Manual and Decals (BD11 Drills)	No Charge
ATTACHMENTS FOR FIELD CONVERSION			
		Miscellaneous:	
	5YTBN160419	Cover Chains, Quantity 10	38.08
	5YTAN281515	Depth Gauging Press Wheel 1 x 12, Quantity 1	45.92
	5YTAN162400	Depth Gauging Press Wheel 2 x 13, Quantity 1	45.92
	5YTAN280393	Depth Gauging Press Wheel 4 x 12 Double Rib, Quantity 1	78.40
	5YTBN280000	Depth Gauging Press Wheel Arm Less Wheel, Quantity 1 <i>Must also order desired press wheels and footboard extension brackets.</i>	54.88
	5YTBN211069	Double Disk Opener Assembly with Long Aluminum Boot	223.56
	5YTBN211071	Double Disk Opener Assembly with Long Cast Iron Boot	304.56
	5YTBN211068	Double Disk Opener Assembly with Short Aluminum Boot	217.08
	5YTBN211070	Double Disk Opener Assembly with Short Cast Iron Boot	298.08
	5YTAN282365	Double Disk Outside Scrapers, 10 Pair <i>Must also order conversion parts if used in combination with depth gauging press wheels.</i>	164.64
	5YTBN210945	Footboard Extension Brackets <i>Order 1 for each machine to be equipped with depth gauging press wheels.</i>	40.32
	5YT7015199	French Operators Manual and Decals (BD11 Drills)	223.69
	5YTBN906607	Grass Seed Attachment for 17 Openers <i>For 17 opener, 7.5 In. spacing configuration.</i>	2,602.80

FRONTIER PRODUCTS

Planting & Seeding

BD1110 End Wheel Grain Drill, 7.5 In. Spacing, 17 Openers, and Standard Grain Agitator Continued

CODE	ATTACHMENT IDENTIFIER	DESCRIPTION	SUGGESTED LIST PRICE USD (\$)
		ATTACHMENTS FOR FIELD CONVERSION ...Continued...	
	5YTAN212672	Outside Scraper Conversion Parts, 26 Pair <i>Required on drill with depth gauging press wheels AND outside scrapers.</i>	122.08
	5YTBN210047	Tru-Vee Opener Attachment, One Row <i>For use with aluminum boot furrow openers only. Does not include opener.</i>	284.04

FRONTIER PRODUCTS

Planting & Seeding

BD1110 End Wheel Grain Drill, 7.5 In. Spacing, 17 Openers, and Standard Grain Agitator
Continued

THIS PAGE IS INTENTIONALLY LEFT BLANK

FRONTIER PRODUCTS

Planting & Seeding

BD1113 End Wheel Grain Drill, 6 In. Spacing, 26 Openers, and Standard Grain Agitator Equipment for Base Machine

Number of Openers: 26
Available Row Spacings: 6 In.
Working Width: 13 Ft.
Transport Width: 15 Ft. 1 In.
Opener Type: 13 In. Double Disk /
Staggered Pattern
Seedboot Types:
Cast Aluminum or Cast Iron
Opener Downpressure:
124 lbs. Maximum
Metering: Fluted Feed
Transport Ground Clearance: 5.5 In.
Weight with Plain Box
(7.5 In. Spacing): 2,225 lb.
Weight with Combo Box
(7.5 In. Spacing): 2,435 lb.
Tires:
7.5-20, 4PR Rib Implement OR
7.5-20, 4PR Double-Rib Implement

Box Capacity (Plain Box):
2.8 Bushel/Ft. - 36.4 Bushel
Box Capacity (Combo Box):
3.4 Bushel/Ft.
40 Percent Grain: 17.5 Bushel
60 Percent Grain: 23.6 Bushel
100 Percent Grain: 35.9 Bushel
Box Capacity (Grass Seed): 1.7 Bushel
Acremeter: Standard
Assembly/Set-Up Time: 3 Man-Hours
for Base Machine, 1 Additional Hour
for Grass Seed Attachment
Warranty: 1 Year Parts and Labor

CODE	ATTACHMENT IDENTIFIER	DESCRIPTION	SUGGESTED LIST PRICE USD (\$)
Select One Code From Each Required Category			
BASE MACHINE			
3003XF		BD1113 End Wheel Grain Drill, 6 In. Spacing, 26 Openers, and Standard Grain Agitator	16,648.00
BOX TYPE			
1000		Plain Grain	In Base Price
1010		Combination Grain/Fertilizer	3,992.00
OPENER TYPE			
2035		Double Disk Aluminum Boot	In Base Price
2045		Double Disk Cast Iron Boot	2,115.00
TIRES			
3100		7.50 x 20 Farm Implement	In Base Price
3105		7.50 x 20 Double Rib	-104.00
SPECIAL EQUIPMENT - FACTORY INSTALLED			
8003		Grass Seed Box	2,768.00
8010		Depth Gauge Press Wheel Arm Less Wheel with Footboard Extension Brackets <i>If Depth Gauge Press Wheel Arms are ordered, you must order a 9000 code Press Wheel option.</i>	1,285.00
ATTACHMENTS - ORDER AS DESIRED			
9005		Cover Chains	103.00

FRONTIER PRODUCTS

Planting & Seeding

BD1113 End Wheel Grain Drill, 6 In. Spacing, 26 Openers, and Standard Grain Agitator Continued

CODE	ATTACHMENT IDENTIFIER	DESCRIPTION	SUGGESTED LIST PRICE USD (\$)
ATTACHMENTS - ORDER AS DESIRED ...Continued...			
9009		1 x 12 Depth Gauge Press Wheel	1,090.00
9010		2 x 13 Depth Gauge Press Wheel	1,076.00
9012		4 x 12 Double Rib Depth Gauge Press Wheel <i>If code 8010 Press Wheel Arms are ordered, you must order a Depth Gauge Press Wheel option from above. Press Wheel options include the necessary number of wheels for chosen machine configuration.</i>	1,807.00
9040		Double Disk Outside Scrapers, 10 Pair <i>Must also order conversion parts if used in combination with depth gauging press wheels.</i>	442.00
9050		Outside Scraper Conversion Parts, 26 Pair <i>Required on drill with depth gauging press wheels AND outside scrapers.</i>	109.00
9060		Tru-Vee Opener Attachment, One Row <i>For use with aluminum boot furrow openers only. Does not include opener.</i>	6,859.00
9200		French Operators Manual and Decals (BD11 Drills)	No Charge
ATTACHMENTS FOR FIELD CONVERSION			
		Miscellaneous:	
	5YT7015192	Agitator Field Conversion	298.08
	5YTBN160419	Cover Chains, Quantity 10	38.08
	5YTAN281515	Depth Gauging Press Wheel 1 x 12, Quantity 1	45.92
	5YTAN162400	Depth Gauging Press Wheel 2 x 13, Quantity 1	45.92
	5YTAN280393	Depth Gauging Press Wheel 4 x 12 Double Rib, Quantity 1	78.40
	5YTBN280000	Depth Gauging Press Wheel Arm Less Wheel, Quantity 1 <i>Must also order desired press wheels and footboard extension brackets.</i>	54.88
	5YTBN211069	Double Disk Opener Assembly with Long Aluminum Boot	223.56
	5YTBN211071	Double Disk Opener Assembly with Long Cast Iron Boot	304.56
	5YTBN211068	Double Disk Opener Assembly with Short Aluminum Boot	217.08
	5YTBN211070	Double Disk Opener Assembly with Short Cast Iron Boot	298.08
	5YTAN282365	Double Disk Outside Scrapers, 10 Pair <i>Must also order conversion parts if used in combination with depth gauging press wheels.</i>	164.64
	5YTBN210945	Footboard Extension Brackets <i>Order 1 for each machine to be equipped with depth gauging press wheels.</i>	40.32
	5YT7015199	French Operators Manual and Decals (BD11 Drills)	223.69

FRONTIER PRODUCTS

Planting & Seeding

BD1113 End Wheel Grain Drill, 6 In. Spacing, 26 Openers, and Standard Grain Agitator Continued

CODE	ATTACHMENT IDENTIFIER	DESCRIPTION	SUGGESTED LIST PRICE USD (\$)
		ATTACHMENTS FOR FIELD CONVERSION ...Continued...	
	5YTDN906612	Grass Seed Attachment for 26 Openers <i>For 26 opener, 6 In. spacing configuration.</i>	2,786.40
	5YTAN212672	Outside Scraper Conversion Parts, 26 Pair <i>Required on drill with depth gauging press wheels AND outside scrapers.</i>	122.08
	5YTDN210047	Tru-Vee Opener Attachment, One Row <i>For use with aluminum boot furrow openers only. Does not include opener.</i>	284.04

FRONTIER PRODUCTS

Planting & Seeding

BD1113 End Wheel Grain Drill, 6 In. Spacing, 26 Openers, and Standard Grain Agitator
Continued

THIS PAGE IS INTENTIONALLY LEFT BLANK

FRONTIER PRODUCTS

Planting & Seeding

BD1113 End Wheel Grain Drill, 7.5 In. Spacing, 21 Openers, and Standard Grain Agitator Equipment for Base Machine

Number of Openers: 21
Available Row Spacings: 7.5 In.
Working Width: 13 Ft. 1 In.
Transport Width: 15 Ft. 1 In.
Opener Type: 13 In. Double Disk /
Staggered Pattern
Seedboot Types:
Cast Aluminum or Cast Iron
Opener Downpressure:
124 lbs. Maximum
Metering: Fluted Feed
Transport Ground Clearance: 5.5 In.
Weight with Plain Box
(7.5 In. Spacing): 2,225 lb.
Weight with Combo Box
(7.5 In. Spacing): 2,435 lb.
Tires:
7.5-20, 4PR Rib Implement OR
7.5-20, 4PR Double-Rib Implement

Box Capacity (Plain Box):
2.8 Bushel/Ft. - 36.4 Bushel
Box Capacity (Combo Box):
3.4 Bushel/Ft.
40 Percent Grain: 17.5 Bushel
60 Percent Grain: 23.6 Bushel
100 Percent Grain: 35.9 Bushel
Box Capacity (Grass Seed): 1.7 Bushel
Acremeter: Standard
Assembly/Set-Up Time: 3 Man-Hours
for Base Machine, 1 Additional Hour
for Grass Seed Attachment
Warranty: 1 Year Parts and Labor

CODE	ATTACHMENT IDENTIFIER	DESCRIPTION	SUGGESTED LIST PRICE USD (\$)
------	--------------------------	-------------	-------------------------------------

Select One Code From Each Required Category

BASE MACHINE

3005XF	BD1113 End Wheel Grain Drill, 7.5 In. Spacing, 21 Openers, and Standard Grain Agitator	15,365.00
--------	--	-----------

BOX TYPE

1000	Plain Grain	In Base Price
1010	Combination Grain/Fertilizer	3,979.00

OPENER TYPE

2035	Double Disk Aluminum Boot	In Base Price
2045	Double Disk Cast Iron Boot	1,708.00

TIRES

3100	7.50 x 20 Farm Implement	In Base Price
3105	7.50 x 20 Double Rib	-104.00

SPECIAL EQUIPMENT - FACTORY INSTALLED

8003	Grass Seed Box	2,582.00
8010	Depth Gauge Press Wheel Arm Less Wheel with Footboard Extension Brackets <i>If Depth Gauge Press Wheel Arms are ordered, you must order a 9000 code Press Wheel option.</i>	1,045.00

ATTACHMENTS - ORDER AS DESIRED

9005	Cover Chains	103.00
------	--------------	--------

FRONTIER PRODUCTS

Planting & Seeding

BD1113 End Wheel Grain Drill, 7.5 In. Spacing, 21 Openers, and Standard Grain Agitator Continued

CODE	ATTACHMENT IDENTIFIER	DESCRIPTION	SUGGESTED LIST PRICE USD (\$)
ATTACHMENTS - ORDER AS DESIRED ...Continued...			
9009		1 x 12 Depth Gauge Press Wheel	880.00
9010		2 x 13 Depth Gauge Press Wheel	869.00
9012		4 x 12 Double Rib Depth Gauge Press Wheel <i>If code 8010 Press Wheel Arms are ordered, you must order a Depth Gauge Press Wheel option from above. Press Wheel options include the necessary number of wheels for chosen machine configuration.</i>	1,459.00
9040		Double Disk Outside Scrapers, 10 Pair <i>Must also order conversion parts if used in combination with depth gauging press wheels.</i>	442.00
9050		Outside Scraper Conversion Parts, 26 Pair <i>Required on drill with depth gauging press wheels AND outside scrapers.</i>	109.00
9060		Tru-Vee Opener Attachment, One Row <i>For use with aluminum boot furrow openers only. Does not include opener.</i>	5,540.00
9200		French Operators Manual and Decals (BD11 Drills)	No Charge
ATTACHMENTS FOR FIELD CONVERSION			
		Miscellaneous:	
	5YT7015192	Agitator Field Conversion	298.08
	5YTBN160419	Cover Chains, Quantity 10	38.08
	5YTAN281515	Depth Gauging Press Wheel 1 x 12, Quantity 1	45.92
	5YTAN162400	Depth Gauging Press Wheel 2 x 13, Quantity 1	45.92
	5YTAN280393	Depth Gauging Press Wheel 4 x 12 Double Rib, Quantity 1	78.40
	5YTBN280000	Depth Gauging Press Wheel Arm Less Wheel, Quantity 1 <i>Must also order desired press wheels and footboard extension brackets.</i>	54.88
	5YTBN211069	Double Disk Opener Assembly with Long Aluminum Boot	223.56
	5YTBN211071	Double Disk Opener Assembly with Long Cast Iron Boot	304.56
	5YTBN211068	Double Disk Opener Assembly with Short Aluminum Boot	217.08
	5YTBN211070	Double Disk Opener Assembly with Short Cast Iron Boot	298.08
	5YTAN282365	Double Disk Outside Scrapers, 10 Pair <i>Must also order conversion parts if used in combination with depth gauging press wheels.</i>	164.64
	5YTBN210945	Footboard Extension Brackets <i>Order 1 for each machine to be equipped with depth gauging press wheels.</i>	40.32
	5YT7015199	French Operators Manual and Decals (BD11 Drills)	223.69

FRONTIER PRODUCTS

Planting & Seeding

BD1113 End Wheel Grain Drill, 7.5 In. Spacing, 21 Openers, and Standard Grain Agitator Continued

CODE	ATTACHMENT IDENTIFIER	DESCRIPTION	SUGGESTED LIST PRICE USD (\$)
		ATTACHMENTS FOR FIELD CONVERSION ...Continued...	
	5YTDN906611	Grass Seed Attachment for 21 Openers <i>For 21 opener, 7.5 In. spacing configuration.</i>	2,576.88
	5YTAN212672	Outside Scraper Conversion Parts, 26 Pair <i>Required on drill with depth gauging press wheels AND outside scrapers.</i>	122.08
	5YTDN210047	Tru-Vee Opener Attachment, One Row <i>For use with aluminum boot furrow openers only. Does not include opener.</i>	284.04

FRONTIER PRODUCTS

Planting & Seeding

BD1113 End Wheel Grain Drill, 7.5 In. Spacing, 21 Openers, and Standard Grain Agitator
Continued

THIS PAGE IS INTENTIONALLY LEFT BLANK

FRONTIER PRODUCTS

Planting & Seeding

FP2204 - 42 in. Wide 3-Point Category I Hitch Food Plot Seeder Equipment for Base Machine

Machine Weight: 660 lbs.
Tractor Horsepower Range: 30-50 HP
Working Width: 42 In.
Unit Length: 62 In.
Unit Height: 43 In.
Number of Blades: 6
Blade Diameter: 16 In.
Blade Thickness: 3 mm
Blade Spacing: 8.25 In.
Blade Type: Notched
Bearing Hanger:
.375 In. Formed Plate with Reinforcement,
2 Each .625 U-bolts per Hanger
Bearing Type: 1 In. Square Sealed Bearing
Gang Axle: 1 In. Square
Gang Adjustment: Pinned Adjustment
Drag Width: 56 In.
CultiPacker Width: 48 In. (Optional)
Seeding Width: 45 In.
Seed Box Capacity: 45 lbs.

3 Point Hitch Type: Category I
iMatch Compatible: Yes
Number of S-Tines: 3
1.75 In. Reversible Chisel Point: 3 (Standard)
9 In. Sweep: 3 (Optional - Order Through Parts)
Right Turning Point: 1 (Optional - Order Through Parts)
Left Turning Point: 1 (Optional - Order Through Parts)
Second Toolbar with 2 S-Tines & Chisel Points: (Optional)
Rear Cultipacker Roller: (Optional)
Approximate Set-up Time: 1 Man Hour

CODE	ATTACHMENT IDENTIFIER	DESCRIPTION	SUGGESTED LIST PRICE USD (\$)
------	-----------------------	-------------	-------------------------------

Select One Code From Each Required Category

BASE MACHINE

3091XF	FP2204 - 42 in. Wide 3-Point Category I Hitch Food Plot Seeder <i>Rear roller not included. One S-tine toolbar standard. Rear roller and second toolbar available through attachments.</i>	4,152.00
--------	---	----------

ATTACHMENTS - ORDER AS DESIRED

9010	Native Grass Seed Attachment	559.00
9020	Rear Roller Attachment	464.00
9030	S-Tine Toolbar Attachment	279.00
9200	French Kit - Includes Operators Manual and Safety Decals (FP22 Series)	No Charge

ATTACHMENTS FOR FIELD CONVERSION

Miscellaneous:		
5PM50062697	French Kit - Includes Operator's Manual and Safety Decals (FP22 Series)	See Parts
5PM50062288	Native Grass Seed Attachment	603.72
5PM50062496	Rear Roller Attachment	501.12
5PM50062505	S-Tine Toolbar Attachment	301.32

FRONTIER PRODUCTS

Planting & Seeding

FP2204 - 42 in. Wide 3-Point Category I Hitch Food Plot Seeder
Continued

THIS PAGE IS INTENTIONALLY LEFT BLANK

FRONTIER PRODUCTS

Planting & Seeding

FP2204L - 42 in. Wide 3-Point Limited Category I Hitch Food Plot Seeder Equipment for Base Machine

Machine Weight: 550 lbs.
Tractor Horsepower Range: 20-50 HP
Working Width: 42 In.
Unit Length: 62 In.
Unit Height: 43 In.
Number of Blades: 6
Blade Diameter: 14 In.
Blade Thickness: 3 mm
Blade Spacing: 8.25 In.
Blade Type: Notched
Bearing Hanger:
 "T" Hanger Bkt w/reinforcement (4 per unit)
 2 U-bolts per hanger
Bearing Type: 1 In. Square Sealed Bearing
Gang Axle: 1 In. Square
Gang Adjustment: Fixed Angle
Drag Width: 45 In.
CultiPacker Width: 48 In. (Optional)
Seeding Width: 45 In.
Seed Box Capacity: 45 lbs.

3 Point Hitch Type: Category I
iMatch Compatible: Yes
Number of S-Tines: 4 Tines (only as an optional attachment)
 (optional attachment) Hunter 400 Chisel plow
 att. Standard w 4 tines
9 In. Sweep: 3 (Optional - Order Through Parts)
Right Turning Point: 1 (Optional - Order Through Parts)
Left Turning Point: 1 (Optional - Order Through Parts)
Rear Cultipacker Roller: (Optional)
Approximate Set-up Time: .5 Man Hour

CODE	ATTACHMENT IDENTIFIER	DESCRIPTION	SUGGESTED LIST PRICE USD (\$)
------	-----------------------	-------------	-------------------------------

Select One Code From Each Required Category

BASE MACHINE

3095XF	FP2204L - 42 in. Wide 3-Point Limited Category I Hitch Food Plot Seeder <i>Rear roller not included. S-tine toolbar not available on this model. Rear roller available through attachments.</i>	2,517.00
--------	--	----------

ATTACHMENTS - ORDER AS DESIRED

9020	Rear Roller Attachment	262.00
------	------------------------	--------

ATTACHMENTS FOR FIELD CONVERSION

5PMJDLCA	Miscellaneous: Rear Roller Attachment	See Parts
----------	---	-----------

FRONTIER PRODUCTS

Planting & Seeding

FP2204L - 42 in. Wide 3-Point Limited Category I Hitch Food Plot Seeder
Continued

THIS PAGE IS INTENTIONALLY LEFT BLANK

FRONTIER PRODUCTS

Planting & Seeding

FP2204P - 42 in. Wide Pull Type Food Plot Seeder Equipment for Base Machine

Machine Weight: 730 lbs.
Single Point Hitch
Horsepower Range: 20 (500 CC)-40 HP
Working Width: 42 In.
Unit Length: 62 In.
Unit Height: 43 In.
Number of Blades: 6
Blade Diameter: 16 In.
Blade Thickness: 3 mm
Blade Spacing: 8.25 In.
Blade Type: Notched
Bearing Hanger:
.375 In. Formed Plate with Reinforcement,
2 Each .625 U-bolts per Hanger
Bearing Type: 1 In. Square Sealed Bearing
Gang Axle: 1 In. Square
Gang Adjustment: Pinned Adjustment
Drag Width: 56 In.
CultiPacker Width: 48 In. (Optional)

Seeding Width: 45 In.
Seed Box Capacity: 45 lbs.
Number of S-Tines: 3
1.75 In. Reversible Chisel Point: 3 (Standard)
9 In. Sweep: 3 (Optional - Order Through Parts)
Right Turning Point: 1 (Optional - Order Through Parts)
Left Turning Point: 1 (Optional - Order Through Parts)
Second Toolbar with 2 S-Tines & Chisel Points: (Optional)
Rear Cultipacker Roller: (Optional)
Approximate Set-up Time: 1 Man Hour

CODE	ATTACHMENT IDENTIFIER	DESCRIPTION	SUGGESTED LIST PRICE USD (\$)
------	-----------------------	-------------	-------------------------------

Select One Code From Each Required Category

BASE MACHINE

3092XF	FP2204P - 42 in. Wide Pull Type Food Plot Seeder <i>Includes drawbar, transport wheels, and electric jack. Rear roller not included. One S-tine toolbar standard. Rear roller available through attachments.</i>	5,355.00
--------	---	----------

ATTACHMENTS - ORDER AS DESIRED

9010	Native Grass Seed Attachment	559.00
9020	Rear Roller Attachment	464.00
9200	French Kit - Includes Operators Manual and Safety Decals (FP22 Series)	No Charge

ATTACHMENTS FOR FIELD CONVERSION

Miscellaneous:		
5PM50062697	French Kit - Includes Operator's Manual and Safety Decals (FP22 Series)	See Parts
5PM50062288	Native Grass Seed Attachment	603.72
5PM50062496	Rear Roller Attachment	501.12

FRONTIER PRODUCTS

Planting & Seeding

FP2204P - 42 in. Wide Pull Type Food Plot Seeder
Continued

THIS PAGE IS INTENTIONALLY LEFT BLANK

FRONTIER PRODUCTS

Planting & Seeding

FP2206 - 60 in. Wide 3-Point Category I/II Hitch Food Plot Seeder Equipment for Base Machine

Machine Weight: 960 lbs.
Tractor Horsepower Range: 45-70 HP
Working Width: 60 In.
Unit Length: 77 In.
Unit Height: 41 In.
Number of Blades: 8
Blade Diameter: 18 In.
Blade Thickness: 3.5 mm
Blade Spacing: 7.50 In.
Blade Type: Notched
Bearing Hanger:
.375 In. Formed Plate with Reinforcement,
2 Each .625 U-bolts per Hanger
Bearing Type: 1 In. Square Sealed Bearing
Gang Axle: 1 In. Square
Gang Adjustment: Pinned Adjustment
Drag Width: 80 In.
CultiPacker Width: 72 In. (Optional)
Seeding Width: 71 In.
Seed Box Capacity: 63 lbs.

3 Point Hitch Type: Category I/II
iMatch Compatible: Yes
Number of S-Tines: 4
1.75 In. Reversible Chisel Point: 4 (Standard)
9 In. Sweep: 4 (Optional - Order Through Parts)
Right Turning Point: 2 (Optional - Order Through Parts)
Left Turning Point: 2 (Optional - Order Through Parts)
Second Toolbar with 3 S-Tines & Chisel Points: (Optional)
Rear Cultipacker Roller: (Optional)
Approximate Set-up Time: 1 Man Hour

CODE	ATTACHMENT IDENTIFIER	DESCRIPTION	SUGGESTED LIST PRICE USD (\$)
------	-----------------------	-------------	-------------------------------

Select One Code From Each Required Category

BASE MACHINE

3093XF	FP2206 - 60 in. Wide 3-Point Category I/II Hitch Food Plot Seeder <i>Rear roller not included. One S-tine toolbar standard. Rear roller and second toolbar available through attachments.</i>	5,242.00
--------	--	----------

ATTACHMENTS - ORDER AS DESIRED

9000	Grating Kit	186.00
9010	Native Grass Seed Attachment	671.00
9020	Rear Roller Attachment	675.00
9030	S-Tine Toolbar Attachment	475.00
9200	French Kit - Includes Operators Manual and Safety Decals (FP22 Series)	No Charge

ATTACHMENTS FOR FIELD CONVERSION

Miscellaneous:		
5PM50062697	French Kit - Includes Operator's Manual and Safety Decals (FP22 Series)	See Parts
5PM50062123	Grating Kit	200.88
5PM50062289	Native Grass Seed Attachment	724.68
5PM50062497	Rear Roller Attachment	729.00
5PM50062506	S-Tine Toolbar Attachment	513.00

FRONTIER PRODUCTS

Planting & Seeding

FP2206 - 60 in. Wide 3-Point Category I/II Hitch Food Plot Seeder
Continued

THIS PAGE IS INTENTIONALLY LEFT BLANK

FRONTIER PRODUCTS

Planting & Seeding

FP2208 - 82 in. Wide 3-Point Category I/II Hitch Food Plot Seeder Equipment for Base Machine

Machine Weight: 1120 lbs.
Tractor Horsepower Range: 60-100 HP
Working Width: 82 In.
Unit Length: 77 In.
Unit Height: 41 In.
Number of Blades: 12
Blade Diameter: 18 In.
Blade Thickness: 3.5 mm
Blade Spacing: 7.50 In.
Blade Type: Notched
Bearing Hanger:
.375 In. Formed Plate with Reinforcement,
2 Each .625 U-bolts per Hanger
Bearing Type: 1 In. Square Sealed Bearing
Gang Axle: 1 In. Square
Gang Adjustment: Pinned Adjustment
Drag Width: 106 In.
CultiPacker Width: 96 In. (Optional)
Seeding Width: 96 In.
Seed Box Capacity: 93 lbs.

3 Point Hitch Type: Category I/II
iMatch Compatible: Yes
Number of S-Tines: 5
1.75 In. Reversible Chisel Point: 5 (Standard)
9 In. Sweep: 5 (Optional - Order Through Parts)
Right Turning Point: 2 (Optional - Order Through Parts)
Left Turning Point: 2 (Optional - Order Through Parts)
Second Toolbar with 4 S-Tines & Chisel Points: (Optional)
Rear Cultipacker Roller: (Optional)
Approximate Set-up Time: 1 Man Hour

CODE	ATTACHMENT IDENTIFIER	DESCRIPTION	SUGGESTED LIST PRICE USD (\$)
------	-----------------------	-------------	-------------------------------

Select One Code From Each Required Category

BASE MACHINE

3094XF	FP2208 - 82 in. Wide 3-Point Category I/II Hitch Food Plot Seeder <i>Rear roller not included. One S-tine toolbar standard. Rear roller and second toolbar available through attachments.</i>	6,429.00
--------	--	----------

ATTACHMENTS - ORDER AS DESIRED

9000	Grating Kit	186.00
9010	Native Grass Seed Attachment	777.00
9020	Rear Roller Attachment	765.00
9030	S-Tine Toolbar Attachment	507.00
9200	French Kit - Includes Operators Manual and Safety Decals (FP22 Series)	No Charge

ATTACHMENTS FOR FIELD CONVERSION

Miscellaneous:		
5PM50062697	French Kit - Includes Operator's Manual and Safety Decals (FP22 Series)	See Parts
5PM50062123	Grating Kit	200.88
5PM50062290	Native Grass Seed Attachment	839.16
5PM50062498	Rear Roller Attachment	826.20
5PM50062507	S-Tine Toolbar Attachment	547.56

FRONTIER PRODUCTS

Planting & Seeding

FP2208 - 82 in. Wide 3-Point Category I/II Hitch Food Plot Seeder
Continued

THIS PAGE IS INTENTIONALLY LEFT BLANK

FRONTIER PRODUCTS

Planting & Seeding

CS1360 Conservation Seeder, 5 Ft. Wide Single Large Seed Box Equipment for Base Machine

Machine Weight: 1480 lbs. (Empty)
Tractor Horsepower: 30 HP Minimum
3 Point Hitch Type
Category I and II
Working Width: 60 In.
Overall Width: 73 In.
Unit Length: 67 In.
Unit Height: 48 In.
Large Seed Box / Stainless Steel Box /
Native Grass Seed Box Capacity:
4.36 Cubic Ft. (3.50 Bushel)
Legume Seed Box Capacity:
1.87 Cubic Ft. (1.50 Bushel)
Front Spike Roller:
15.75 In. OD with 72 Spikes
Rear Spike Roller:

15.75 In. OD with 114 Spikes
Rear Cultipacker Roller:
Fiber Reinforced Nylon Rings or
Cast Iron Rings
Roller Spikes: AR-500 Steel
Spike Roller Drive Ratio: 15:22
Seed Box Drive Ratio: 15:28 Standard
iMatch Compatible: Yes
Approximate Set-up Time: 1 Man Hour

CODE	ATTACHMENT IDENTIFIER	DESCRIPTION	SUGGESTED LIST PRICE USD (\$)
Select One Code From Each Required Category			
BASE MACHINE			
3081XF		CS1360 Conservation Seeder, 5 Ft. Wide Single Large Seed Box	9,949.00
SMALL SEED BOX			
1000		Small Seed Box <i>For planting legumes and other small seeds.</i>	In Base Price
1095		Less Small Seed Box	-1,122.00
SECONDARY BOX			
2000		Stainless Steel Fertilizer Box	2,772.00
2010		Native Grass Box <i>Includes paddle agitator and picker wheels.</i>	2,052.00
2020		Second Large Seed Box	1,446.00
2095		Less Secondary Box	In Base Price
REAR CULTIPACKER TYPE			
3000		Cast Iron Wheels	579.00
3010		Poly Wheels	In Base Price
ATTACHMENTS - ORDER AS DESIRED			
9000		Rear Cultipacker Scraper For Cast Iron Wheels	171.00
9010		Rear Cultipacker Scraper for Nylon Wheels	171.00

ATTACHMENTS FOR FIELD CONVERSION

FRONTIER PRODUCTS

Planting & Seeding

CS1360 Conservation Seeder, 5 Ft. Wide Single Large Seed Box

Continued

CODE	ATTACHMENT IDENTIFIER	DESCRIPTION	SUGGESTED LIST PRICE USD (\$)
ATTACHMENTS FOR FIELD CONVERSION ...Continued...			
		Miscellaneous:	
	5SBGSC012	Additional Large Seed Box with Extended Chain Guard	1,872.72
	5SBGSC014	Native Grass Seed Box with Extended Chain Guard	2,369.52
	5SBGSC006	Rear Cultipacker Scraper for Cast Iron Wheels	184.68
	5SBGSC003	Rear Cultipacker Scraper for Nylon Wheels	184.68
	5SBGSC008	Small Seed Box	1,315.44
	5SBGSC010	Stainless Steel Fertilizer Box with Extended Chain Guard	2,990.52

FRONTIER PRODUCTS

Planting & Seeding

CS1384 Conservation Seeder, 7 Ft. Wide Single Large Seed Box Equipment for Base Machine

Machine Weight: 2090 lbs. (Empty)
Tractor Horsepower: 50 HP Min
3 Point Hitch Type Category I and II
Working Width: 84 In.
Overall Width: 98 In.
Unit Length: 76 In.
Unit Height: 54 In.
Large Seed Box / Stainless Steel Box /
Native Grass Seed Box Capacity:
10.27 Cubic Ft. (8.25 Bushel)
Legume Seed Box Capacity:
2.64 Cubic Ft. (2.12 Bushel)
Front Spike Roller:
19.75 In. OD with 132 Spikes
Rear Spike Roller:

19.75 In. OD with 150 Spikes
Rear Cultipacker Roller:
Fiber Reinforced Nylon Rings or
Cast Iron Rings
Roller Spikes: AR-500 Steel
Spike Roller Drive Ratio: 15:20
Seed Box Drive Ratio: 17:28 Standard
Cat II Quick Hitch Compatible: Yes
Approximate Set-up Time: 1 Man Hour

CODE	ATTACHMENT IDENTIFIER	DESCRIPTION	SUGGESTED LIST PRICE USD (\$)
------	-----------------------	-------------	-------------------------------

Select One Code From Each Required Category

BASE MACHINE

3082XF	CS1384 Conservation Seeder, 7 Ft. Wide Single Large Seed Box	14,127.00
--------	--	-----------

SMALL SEED BOX

1000	Small Seed Box <i>For planting legumes and other small seeds.</i>	In Base Price
1095	Less Small Seed Box	-1,303.00

SECONDARY BOX

2000	Stainless Steel Fertilizer Box	3,054.00
2010	Native Grass Box <i>Includes paddle agitator and picker wheels.</i>	2,692.00
2020	Second Large Seed Box	1,722.00
2095	Less Secondary Box	In Base Price

REAR CULTIPACKER TYPE

3000	Cast Iron Wheels	764.00
3010	Poly Wheels	In Base Price

ATTACHMENTS - ORDER AS DESIRED

9000	Rear Cultipacker Scraper For Cast Iron Wheels	241.00
9010	Rear Cultipacker Scraper for Nylon Wheels	241.00

ATTACHMENTS FOR FIELD CONVERSION

FRONTIER PRODUCTS

Planting & Seeding

CS1384 Conservation Seeder, 7 Ft. Wide Single Large Seed Box

Continued

CODE	ATTACHMENT IDENTIFIER	DESCRIPTION	SUGGESTED LIST PRICE USD (\$)
ATTACHMENTS FOR FIELD CONVERSION ...Continued...			
		Miscellaneous:	
	5SBGSC013	Additional Large Seed Box with Extended Chain Guard	2,477.52
	5SBGSC015	Native Grass Seed Box with Extended Chain Guard	3,240.00
	5SBGSC007	Rear Cultipacker Scraper for Cast Iron Wheels	260.28
	5SBGSC005	Rear Cultipacker Scraper for Nylon Wheels	260.28
	5SBGSC009	Small Seed Box	1,621.08
	5SBGSC011	Stainless Steel Fertilizer Box with Extended Chain Guard	3,857.76

FRONTIER PRODUCTS

Planting & Seeding

TR2058 - 58 In. PTO Driven Overseeder Equipment for Base Machine

Working Width: 58 In.
Shipping Weight: 1188 lbs.
Rotor RPM: 231 RPM
PTO RPM: 540 RPM
PTO HP: 25 to 50 HP
Operational Weight: 998 lbs.
Number Of Flanges: 18
Number Of Blades: 52
Hopper Capacity: 5.3 Cubic Ft.
Category I 3-Point Hitch
Assembly/Set-Up Time:
30 Minutes (Approximate)
Overall Width: 66 In.

Tilling Rotor Complete with C-Blades:
Optional (7 In. depth)
Rear Roller Scraper: Optional
Gauge Wheels: Optional
Front Roller: Optional
Note: Gauge Wheels and Front Roller
Can Not be Used Together

CODE	ATTACHMENT IDENTIFIER	DESCRIPTION	SUGGESTED LIST PRICE USD (\$)
------	--------------------------	-------------	-------------------------------------

Select One Code From Each Required Category

BASE MACHINE

3041XF	TR2058 - 58 In. PTO Driven Overseeder	8,941.00
--------	---------------------------------------	----------

ATTACHMENTS ORDER AS DESIRED

9000	Front Roller <i>Can not be used in conjunction with Gauge Wheels.</i>	616.00
9010	Gauge Wheels <i>Can not be used in conjunction with Front Roller.</i>	366.00
9020	Rear Roller Scraper	229.00
9030	Tilling Roller <i>Includes C-Blades.</i>	517.00

ATTACHMENTS FOR FIELD CONVERSION

	Miscellaneous:	
5BP0099516	Front Roller	616.40
5BP0099875	Gauge Wheels	366.58
5BP0099539	Rear Roller Scraper	229.09
5BP0099517	Tilling Rotor <i>Includes C-Blades</i>	517.58

FRONTIER PRODUCTS

Planting & Seeding

TR2058 - 58 In. PTO Driven Overseeder

Continued

THIS PAGE IS INTENTIONALLY LEFT BLANK

FRONTIER PRODUCTS

Snow Products

HP2025 - Hydraulic Power Unit, 25 HP - U.S. Equipment for Base Machine

Function: Hydraulic Power Unit	Parking Stand: Standard
Pressure: 2700 psi	Hitch Category: Category I
Flow: 16 gpm	Quick Hitch Compatibility:
Reservoir Capacity: 15 gal.	iMatch Compatible
System Capacity: 17 gal.	Approximate Set-Up Time: 120 Minutes
System Features: Pressure relieve valve, filter, temperature and oil level gauge, and thermal protection switch	
Hoses, Tips, and Brackets included	
Tractor RPM: 540 RPM	
PTO Manufacturer: Comer	

CODE	ATTACHMENT IDENTIFIER	DESCRIPTION	SUGGESTED LIST PRICE USD (\$)
------	-----------------------	-------------	-------------------------------

Select One Code From Each Required Category

BASE MACHINE

1601XF	HP2025 - Hydraulic Power Unit, 25 HP - U.S. <i>Must be used with SB2164 Snowblower and SW2160 Rotary Broom. Can be used with SW2172 Rotary Broom and BL2130 Debris Blower. Includes wiring harness to control the loader mounted implement.</i>	6,304.00
--------	--	----------

OIL COOLER

2000	Oil Cooler for HP2025 and HP2134 Hydraulic Power Units <i>Includes high efficiency oil cooler, electric fan, bolted support, hoses, fittings and installation instructions. Recommended for application generating high heat.</i>	In Base Price
2095	Less Oil Cooler	-1,660.00

ATTACHMENTS - ORDER AS DESIRED

9040	Wiring Harness: Additional Wiring Harness for HP2025 and HP2134 Hydraulic Power Units for Open Operator Station Tractors <i>Includes complete wiring harness from battery to switch in the console.</i>	92.00
------	--	-------

ATTACHMENTS FOR FIELD CONVERSION

5RDF0038	Miscellaneous: Additional Wiring Harness for HP2025 and HP2134 Hydraulic Power Units for Open Operator Station Tractors <i>Includes complete wiring harness from battery to switch in the console.</i>	100.04
5RDF0036	Oil Cooler for HP2025 and HP2134 Hydraulic Power Units <i>Includes high efficiency oil cooler, electric fan, bolted support, hoses, fittings and installation instructions. Recommended for application generating high heat.</i>	1,816.59
5RDF0039	Wiring Harness for HP2025 and HP2134 Hydraulic Power Units to control Loader Mounted Attachment <i>Includes complete wiring harness from switch in the console to 3 cavities connectors for front implements.</i>	88.55

FRONTIER PRODUCTS

Snow Products

HP2025 - Hydraulic Power Unit, 25 HP - U.S.
Continued

THIS PAGE IS INTENTIONALLY LEFT BLANK

FRONTIER PRODUCTS

Snow Products

HP2134 - Hydraulic Power Unit, 34 HP - U.S. Equipment for Base Machine

Function: Hydraulic Power Unit	Parking Stand: Standard
Pressure: 2700 psi	Hitch Category: Category I
Flow: 16 gpm	Quick Hitch Compatibility:
Reservoir Capacity: 15 gal.	iMatch Compatible
System Capacity: 17 gal.	Approximate Set-Up Time: 120 Minutes
System Features: Pressure relieve valve, filter, temperature and oil level gauge, and thermal protection switch	
Hoses, Tips, and Brackets included	
Tractor RPM: 540 RPM	
PTO Manufacturer: Comer	

CODE	ATTACHMENT IDENTIFIER	DESCRIPTION	SUGGESTED LIST PRICE USD (\$)
------	-----------------------	-------------	-------------------------------

Select One Code From Each Required Category

BASE MACHINE

1611XF	HP2134 - Hydraulic Power Unit, 34 HP - U.S. <i>Must be used with SB2176 Snowblower and SW2184 Rotary Broom. Can be used with SW2172 Rotary Broom and BL2130 Debris Blower. Includes wiring harness to control the loader mounted implement.</i>	6,412.00
--------	--	----------

OIL COOLER

2000	Oil Cooler for HP2025 and HP2134 Hydraulic Power Units <i>Includes high efficiency oil cooler, electric fan, bolted support, hoses, fittings and installation instructions. Recommended for application generating high heat.</i>	In Base Price
2095	Less Oil Cooler	-1,660.00

ATTACHMENTS - ORDER AS DESIRED

9040	Wiring Harness: Additional Wiring Harness for HP2025 and HP2134 Hydraulic Power Units for Open Operator Station Tractors <i>Includes complete wiring harness from battery to switch in the console.</i>	92.00
------	--	-------

ATTACHMENTS FOR FIELD CONVERSION

5RDF0038	Miscellaneous: Additional Wiring Harness for HP2025 and HP2134 Hydraulic Power Units for Open Operator Station Tractors <i>Includes complete wiring harness from battery to switch in the console.</i>	100.04
5RDF0037	Hydraulic Power Unit Cooler Upgrade (HP2134) <i>Includes complete cooling unit and thermal by-pass manifold. Bolted support for manifold, hoses, fittings, wiring harness and installation instructions. Only for first year power units sold together with a SB2176. Recommended for application generating high heat.</i>	2,505.58
5RDF0036	Oil Cooler for HP2025 and HP2134 Hydraulic Power Units <i>Includes high efficiency oil cooler, electric fan, bolted support, hoses, fittings and installation instructions. Recommended for application generating high heat.</i>	1,816.59

FRONTIER PRODUCTS

Snow Products

HP2134 - Hydraulic Power Unit, 34 HP - U.S. Continued

CODE	ATTACHMENT IDENTIFIER	DESCRIPTION	SUGGESTED LIST PRICE USD (\$)
		ATTACHMENTS FOR FIELD CONVERSION ...Continued...	
	5RDF0039	Wiring Harness for HP2025 and HP2134 Hydraulic Power Units to control Loader Mounted Attachment <i>Includes complete wiring harness from switch in the console to 3 cavities connectors for front implements.</i>	88.55

FRONTIER PRODUCTS

Snow Products

HP2025 - Hydraulic Power Unit, 25 HP - Canada Equipment for Base Machine

Function: Hydraulic Power Unit	Parking Stand: Standard
Pressure: 2700 psi	Hitch Category: Category I
Flow: 16 gpm	Quick Hitch Compatibility:
Reservoir Capacity: 15 gal.	iMatch Compatible
System Capacity: 17 gal.	Approximate Set-Up Time: 120 Minutes
System Features: Pressure relieve valve, filter, temperature and oil level gauge, and thermal protection switch	
Hoses, Tips, and Brackets included	
Tractor RPM: 540 RPM	
PTO Manufacturer: Comer	

CODE	ATTACHMENT IDENTIFIER	DESCRIPTION	SUGGESTED LIST PRICE USD (\$)
------	-----------------------	-------------	-------------------------------

Select One Code From Each Required Category

BASE MACHINE

160AXF	HP2025 - Hydraulic Power Unit, 25 HP - Canada <i>Must be used with SB2164 Snowblower and SW2160 Rotary Broom. Can be used with SW2172 Rotary Broom and BL2130 Debris Blower. Includes wiring harness to control the loader mounted implement.</i>	6,400.00
--------	--	----------

OIL COOLER

2000	Oil Cooler for HP2025 and HP2134 Hydraulic Power Units <i>Includes high efficiency oil cooler, electric fan, bolted support, hoses, fittings and installation instructions. Recommended for application generating high heat.</i>	In Base Price
2095	Less Oil Cooler	-1,685.28

ATTACHMENTS - ORDER AS DESIRED

9040	Wiring Harness: Additional Wiring Harness for HP2025 and HP2134 Hydraulic Power Units for Open Operator Station Tractors <i>Includes complete wiring harness from battery to switch in the console.</i>	93.40
------	--	-------

ATTACHMENTS FOR FIELD CONVERSION

5RDF0038	Miscellaneous: Additional Wiring Harness for HP2025 and HP2134 Hydraulic Power Units for Open Operator Station Tractors <i>Includes complete wiring harness from battery to switch in the console.</i>	100.04
5RDF0036	Oil Cooler for HP2025 and HP2134 Hydraulic Power Units <i>Includes high efficiency oil cooler, electric fan, bolted support, hoses, fittings and installation instructions. Recommended for application generating high heat.</i>	1,816.59
5RDF0039	Wiring Harness for HP2025 and HP2134 Hydraulic Power Units to control Loader Mounted Attachment <i>Includes complete wiring harness from switch in the console to 3 cavities connectors for front implements.</i>	88.55

FRONTIER PRODUCTS

Snow Products

HP2025 - Hydraulic Power Unit, 25 HP - Canada
Continued

THIS PAGE IS INTENTIONALLY LEFT BLANK

FRONTIER PRODUCTS

Snow Products

HP2134 - Hydraulic Power Unit, 34 HP - Canada Equipment for Base Machine

Function: Hydraulic Power Unit	Parking Stand: Standard
Pressure: 2700 psi	Hitch Category: Category I
Flow: 16 gpm	Quick Hitch Compatibility:
Reservoir Capacity: 15 gal.	iMatch Compatible
System Capacity: 17 gal.	Approximate Set-Up Time: 120 Minutes
System Features: Pressure relieve valve, filter, temperature and oil level gauge, and thermal protection switch	
Hoses, Tips, and Brackets included	
Tractor RPM: 540 RPM	
PTO Manufacturer: Comer	

CODE	ATTACHMENT IDENTIFIER	DESCRIPTION	SUGGESTED LIST PRICE USD (\$)
------	-----------------------	-------------	-------------------------------

Select One Code From Each Required Category

BASE MACHINE

161AXF	HP2134 - Hydraulic Power Unit, 34 HP - Canada <i>Must be used with SB2176 Snowblower and SW2184 Rotary Broom. Can be used with SW2172 Rotary Broom and BL2130 Debris Blower. Includes wiring harness to control the loader mounted implement.</i>	6,509.64
--------	--	----------

OIL COOLER

2000	Oil Cooler for HP2025 and HP2134 Hydraulic Power Units <i>Includes high efficiency oil cooler, electric fan, bolted support, hoses, fittings and installation instructions. Recommended for application generating high heat.</i>	In Base Price
2095	Less Oil Cooler	-1,685.28

ATTACHMENTS - ORDER AS DESIRED

9040	Wiring Harness: Additional Wiring Harness for HP2025 and HP2134 Hydraulic Power Units for Open Operator Station Tractors <i>Includes complete wiring harness from battery to switch in the console.</i>	93.40
------	--	-------

ATTACHMENTS FOR FIELD CONVERSION

5RDF0038	Miscellaneous: Additional Wiring Harness for HP2025 and HP2134 Hydraulic Power Units for Open Operator Station Tractors <i>Includes complete wiring harness from battery to switch in the console.</i>	100.04
5RDF0037	Hydraulic Power Unit Cooler Upgrade (HP2134) <i>Includes complete cooling unit and thermal by-pass manifold. Bolted support for manifold, hoses, fittings, wiring harness and installation instructions. Only for first year power units sold together with a SB2176. Recommended for application generating high heat.</i>	2,505.58
5RDF0036	Oil Cooler for HP2025 and HP2134 Hydraulic Power Units <i>Includes high efficiency oil cooler, electric fan, bolted support, hoses, fittings and installation instructions. Recommended for application generating high heat.</i>	1,816.59

FRONTIER PRODUCTS

Snow Products

HP2134 - Hydraulic Power Unit, 34 HP - Canada

Continued

CODE	ATTACHMENT IDENTIFIER	DESCRIPTION	SUGGESTED LIST PRICE USD (\$)
		ATTACHMENTS FOR FIELD CONVERSION ...Continued...	
	5RDF0039	Wiring Harness for HP2025 and HP2134 Hydraulic Power Units to control Loader Mounted Attachment <i>Includes complete wiring harness from switch in the console to 3 cavities connectors for front implements.</i>	88.55

FRONTIER PRODUCTS

Snow Products

AS10H - 6 Ft. Standard Duty Snow Push with Fixed Edge fits Current 300 and 400 Series Carrier Equipment for Base Machine

Cutting Width: 73.75 In.
Loader Series:
300 and 400 Only (Not 500 Series)
Dimensions:
W74.5 In. x H30.75 In. x D34 In.
Capacity:
3.5 Cubic Foot
Operational Weight: 440 lbs.

Shipping Weight: 490 lbs.

CODE	ATTACHMENT IDENTIFIER	DESCRIPTION	SUGGESTED LIST PRICE USD (\$)
------	-----------------------	-------------	-------------------------------

Select One Code From Each Required Category

BASE MACHINE

2191XF	AS10H - 6 Ft. Standard Duty Snow Push with Fixed Edge fits Current 300 and 400 Series Carrier <i>Fixed cutting edge is rubber.</i> <i>Note: Reference Frontier Loader Attachment Compatibility Chart for specific loader compatibility.</i>	1,994.00
--------	---	----------

ATTACHMENTS - ORDER AS DESIRED

9200	French Operator's Manual and Decal Kit for AS10, AS11 Series Snow Push	No Charge
------	--	-----------

ATTACHMENTS FOR FIELD CONVERSION

5MP43052	Miscellaneous: French Operator's Manual and Decal Kit for Models: AB15, AB16, AE11, AF11, AF12, AG10, AH11, AS10, AS11	138.79
----------	--	--------

FRONTIER PRODUCTS

Snow Products

**AS10H - 6 Ft. Standard Duty Snow Push with Fixed Edge fits Current 300 and 400 Series
Carrier**

Continued

THIS PAGE IS INTENTIONALLY LEFT BLANK

FRONTIER PRODUCTS

Snow Products

AS10H - 7 Ft. Standard Duty Snow Push with Fixed Edge fits Current 300 and 400 Series Carrier Equipment for Base Machine

Cutting Width: 85.75 In.
Loader Series:
300 and 400 Only (Not 500 Series)
Dimensions:
W86.25 In. x H30.75 In. x D34 In.
Capacity:
4 Cubic Foot
Operational Weight: 477 lbs.

Shipping Weight: 527 lbs.

CODE	ATTACHMENT IDENTIFIER	DESCRIPTION	SUGGESTED LIST PRICE USD (\$)
------	-----------------------	-------------	-------------------------------

Select One Code From Each Required Category

BASE MACHINE

2192XF	AS10H - 7 Ft. Standard Duty Snow Push with Fixed Edge fits Current 300 and 400 Series Carrier <i>Fixed cutting edge is rubber.</i> <i>Note: Reference Frontier Loader Attachment Compatibility Chart for specific loader compatibility.</i>	2,213.00
--------	---	----------

ATTACHMENTS - ORDER AS DESIRED

9200	French Operator's Manual and Decal Kit for AS10, AS11 Series Snow Push	No Charge
------	--	-----------

ATTACHMENTS FOR FIELD CONVERSION

5MP43052	Miscellaneous: French Operator's Manual and Decal Kit for Models: AB15, AB16, AE11, AF11, AF12, AG10, AH11, AS10, AS11	138.79
----------	--	--------

FRONTIER PRODUCTS

Snow Products

**AS10H - 7 Ft. Standard Duty Snow Push with Fixed Edge fits Current 300 and 400 Series
Carrier**
Continued

THIS PAGE IS INTENTIONALLY LEFT BLANK

FRONTIER PRODUCTS

Snow Products

AS10H - 8 Ft. Standard Duty Snow Push with Fixed Edge fits Current 300 and 400 Series Carrier

Equipment for Base Machine

Cutting Width: 97.75 In.
Loader Series:
300 and 400 Only (Not 500 Series)
Dimensions:
W98.25 In. x H30.75 In. x D34 In.
Capacity:
4.5 Cubic Foot
Operational Weight: 514 lbs.

Shipping Weight: 564 lbs.

CODE	ATTACHMENT IDENTIFIER	DESCRIPTION	SUGGESTED LIST PRICE USD (\$)
------	-----------------------	-------------	-------------------------------

Select One Code From Each Required Category

BASE MACHINE

2193XF	AS10H - 8 Ft. Standard Duty Snow Push with Fixed Edge fits Current 300 and 400 Series Carrier <i>Fixed cutting edge is rubber.</i> <i>Note: Reference Frontier Loader Attachment Compatibility Chart for specific loader compatibility.</i>	2,444.00
--------	---	----------

ATTACHMENTS - ORDER AS DESIRED

9200	French Operator's Manual and Decal Kit for AS10, AS11 Series Snow Push	No Charge
------	--	-----------

ATTACHMENTS FOR FIELD CONVERSION

5MP43052	Miscellaneous: French Operator's Manual and Decal Kit for Models: AB15, AB16, AE11, AF11, AF12, AG10, AH11, AS10, AS11	138.79
----------	--	--------

FRONTIER PRODUCTS

Snow Products

**AS10H - 8 Ft. Standard Duty Snow Push with Fixed Edge fits Current 300 and 400 Series
Carrier**

Continued

THIS PAGE IS INTENTIONALLY LEFT BLANK

FRONTIER PRODUCTS

Snow Products

AS11E - 8 Ft. Medium Duty Snow Push with Trip Edge fits Current 300, 400, and 500 Series Carrier Equipment for Base Machine

Cutting Width: 98 In.
Loader Series:
300, 400, and 500
Dimensions:
W98.38 In. x H39.8 In. x D41.5 In.
Capacity:
7 Cubic Foot
Optional Bolt-on Pull Back Kit Weight:
163 lbs.

Operational Weight: 900 lbs.
Shipping Weight: 950 lbs.

CODE	ATTACHMENT IDENTIFIER	DESCRIPTION	SUGGESTED LIST PRICE USD (\$)
------	-----------------------	-------------	-------------------------------

Select One Code From Each Required Category

BASE MACHINE

2201XF	AS11E - 8 Ft. Medium Duty Snow Push with Trip Edge fits Current 300, 400, and 500 Series Carrier	3,579.00
	<i>Note: Reference Frontier Loader Attachment Compatibility Chart for specific loader compatibility.</i>	

ATTACHMENTS - ORDER AS DESIRED

9000	Back Drag Attachment for 8 Ft. AS11E (Less Rubber Edge)	721.00
9010	Rubber Edge Kit for 8 Ft. AS11E <i>8 Ft. Back Drag attachment required.</i>	385.00
9200	French Operator's Manual and Decal Kit for AS10, AS11 Series Snow Push	No Charge

ATTACHMENTS FOR FIELD CONVERSION

	Miscellaneous:	
5FP10730	Back Drag Attachment for 8 Ft. AS11E (Less Rubber Edge)	See Parts
5MP43052	French Operator's Manual and Decal Kit for Models: AB15, AB16, AE11, AF11, AF12, AG10, AH11, AS10, AS11	138.79
5FP10733	Rubber Edge Kit for 8 Ft. AS11E <i>5FP10730 - 8 Ft. Back Drag attachment required.</i>	416.61

FRONTIER PRODUCTS

Snow Products

**AS11E - 8 Ft. Medium Duty Snow Push with Trip Edge fits Current 300, 400, and 500
Series Carrier**

Continued

THIS PAGE IS INTENTIONALLY LEFT BLANK

FRONTIER PRODUCTS

Snow Products

AS11E - 9 Ft. Medium Duty Snow Push with Trip Edge fits Current 300, 400, and 500 Series Carrier Equipment for Base Machine

Cutting Width: 110 In.
Loader Series:
300, 400, and 500
Dimensions:
W110.38 In. x H39.8 In. x D41.5 In.
Capacity:
7.8 Cubic Foot
Optional Bolt-on Pull Back Kit Weight:
175 lbs.

Operational Weight: 943 lbs.
Shipping Weight: 993 lbs.

CODE	ATTACHMENT IDENTIFIER	DESCRIPTION	SUGGESTED LIST PRICE USD (\$)
------	-----------------------	-------------	-------------------------------

Select One Code From Each Required Category

BASE MACHINE

2202XF	AS11E - 9 Ft. Medium Duty Snow Push with Trip Edge fits Current 300, 400, and 500 Series Carrier	3,935.00
	<i>Note: Reference Frontier Loader Attachment Compatibility Chart for specific loader compatibility.</i>	

ATTACHMENTS - ORDER AS DESIRED

9000	Back Drag Attachment for 9 Ft. AS11E (Less Rubber Edge)	749.00
9010	Rubber Edge Kit for 9 Ft. AS11E <i>9 Ft. Back Drag attachment required.</i>	437.00
9200	French Operator's Manual and Decal Kit for AS10, AS11 Series Snow Push	No Charge

ATTACHMENTS FOR FIELD CONVERSION

	Miscellaneous:	
5FP10731	Back Drag Attachment for 9 Ft. AS11E (Less Rubber Edge)	See Parts
5MP43052	French Operator's Manual and Decal Kit for Models: AB15, AB16, AE11, AF11, AF12, AG10, AH11, AS10, AS11	138.79
5FP10734	Rubber Edge Kit for 9 Ft. AS11E <i>5FP10731 - 9 Ft. Back Drag attachment required.</i>	See Parts

FRONTIER PRODUCTS

Snow Products

**AS11E - 9 Ft. Medium Duty Snow Push with Trip Edge fits Current 300, 400, and 500
Series Carrier**

Continued

THIS PAGE IS INTENTIONALLY LEFT BLANK

FRONTIER PRODUCTS

Snow Products

AS11E - 10 Ft. Medium Duty Snow Push with Trip Edge fits Current 300, 400, and 500 Series Carrier Equipment for Base Machine

Cutting Width: 119.5 In.

Loader Series:

300, 400, and 500

Dimensions:

W110.875 In. x H39.8 In. x D41.5 In.

Capacity:

8.5 Cubic Foot

Optional Bolt-on Pull Back Kit Weight:

185 lbs.

Operational Weight: 980 lbs.

Shipping Weight: 1030 lbs.

CODE	ATTACHMENT IDENTIFIER	DESCRIPTION	SUGGESTED LIST PRICE USD (\$)
------	-----------------------	-------------	-------------------------------

Select One Code From Each Required Category

BASE MACHINE

2203XF	AS11E - 10 Ft. Medium Duty Snow Push with Trip Edge fits Current 300, 400, and 500 Series Carrier <i>Note: Reference Frontier Loader Attachment Compatibility Chart for specific loader compatibility.</i>	4,284.00
--------	---	----------

ATTACHMENTS - ORDER AS DESIRED

9000	Back Drag Attachment for 10 Ft. AS11E (Less Rubber Edge)	785.00
9010	Rubber Edge Kit for 10 Ft. AS11E <i>10 Ft. Back Drag attachment required.</i>	477.00
9200	French Operator's Manual and Decal Kit for AS10, AS11 Series Snow Push	No Charge

ATTACHMENTS FOR FIELD CONVERSION

5FP10732	Miscellaneous: Back Drag Attachment for 10 Ft. AS11E (Less Rubber Edge)	See Parts
5MP43052	French Operator's Manual and Decal Kit for Models: AB15, AB16, AE11, AF11, AF12, AG10, AH11, AS10, AS11	138.79
5FP10735	Rubber Edge Kit for 10 Ft. AS11E <i>5FP10732 - 10 Ft. Back Drag attachment required.</i>	See Parts

FRONTIER PRODUCTS

Snow Products

**AS11E - 10 Ft. Medium Duty Snow Push with Trip Edge fits Current 300, 400, and 500
Series Carrier**

Continued

THIS PAGE IS INTENTIONALLY LEFT BLANK

FRONTIER PRODUCTS

Snow Products

SB1148 - 48 In. 3-Point Medium Snowblower - U.S. Equipment for Base Machine

Function: Snow Removal
Working Width: 48 In.
Transport Width: 48.5 In.
Working Height: 24 5/8 In.
Length: 38.5 In.
Single/Dual Auger: Single
Auger Diameter: 15 In.
Auger Flighting Thickness: 1/4 In.
Impeller Diameter: 20 In.
Impeller Width: 6 In.
Impeller Shaft Diameter: 1 In.
Number of Impeller Blades: 4
Roller Chain: 50
Drive Sprocket: 17 Teeth
Driven Sprocket: 36 Teeth
Chain Idler: Manual Adjustment
Gear Box Manufacturer: Comer
Gear Box Description: Model L-25J
Gear Box HP (Through Gears): 11
Gear Box HP (Straight Through): 30
Tractor RPM: 540 RPM
Impeller RPM: 540 RPM
Auger RPM: 170 RPM
PTO Manufacturer: Comer
PTO Description: 20
PTO Clutch Setting (Number): 900
Shearbolt Bolt Size and Grade (PTO):
M6 8.8 Metric
Shearbolt Bolt Size and Grade (Auger):
1/4 In. 5 SAE
Skid Shoe: Adjustable
Skid Shoe Material: Steel
End Plate Thickness: 3/16 In.
Back Plate Thickness: 12 Gauge
Impeller Housing Thickness: 12 Gauge
Impeller Blade Thickness: 3/16 In.
Side Panel Bottom Thickness: 3/16 In.

Cutting Edge: Welded
Cutting Edge Dimension: 3/8 In. x 2 In.
Chute Diameter: 8 In.
Chute Base: Standard
Chute Rotation: 215 Degrees
Parking Stand: Standard
Hitch Category: Category I
Quick Hitch Compatibility:
iMatch Compatible
HP Requirements (Minimum-Maximum HP):
16-35 HP
Operating Weight: 375 lbs.
Shipping Weight: 415 lbs.
Approximate Set-up Time: 60 Minutes
Chute Deflector Adjustment (Standard):
Manual
Chute Deflector Adjustment Options:
Hydraulic Cylinder (2 In. x 5 In.)
Including Brackets, Hoses, and Tips
Electric Actuator (5 In.)
Including Hardware, Switch, and Electric Cable
Chute Rotation (Standard): Must Choose
an Option, Manual or Hydraulic
Chute Rotation Options:
Manual, Worm Gear with Crank
Hydraulic: Motor,
Including Flow Restrictors, Hoses, and Tips
Chute: Two Part ONLY
Dual Auger: N/A
Rotating Drum (Including Hoses and Tips):
N/A

CODE	ATTACHMENT IDENTIFIER	DESCRIPTION	SUGGESTED LIST PRICE USD (\$)
------	-----------------------	-------------	-------------------------------

Select One Code From Each Required Category

BASE MACHINE

3801XF	SB1148 - 48 In. 3-Point Medium Snowblower - U.S.	2,448.97
--------	--	----------

CHUTES

1000	Manual Chute Rotation Kit	In Base Price
1010	Hydraulic Cylinder Kit for Chute Rotation	330.00

ATTACHMENTS - ORDER AS DESIRED

9000	Hydraulic Cylinder Kit for Chute Deflector	283.00
9010	Electric Kit for Chute Deflector <i>Includes 5 In. actuator.</i>	820.01

ATTACHMENTS FOR FIELD CONVERSION

FRONTIER PRODUCTS

Snow Products

SB1148 - 48 In. 3-Point Medium Snowblower - U.S.

Continued

CODE	ATTACHMENT IDENTIFIER	DESCRIPTION	SUGGESTED LIST PRICE USD (\$)
ATTACHMENTS FOR FIELD CONVERSION ...Continued...			
		Miscellaneous:	
5RDF0049A		Electric Kit for Chute Deflector - Includes 5 In. Actuator <i>For snowblowers with serial number 1XFSB11XB0111288 and above.</i>	859.82
5RDF0019		Hydraulic Cylinder Kit for Chute Deflector <i>For snowblowers with serial number 1XFSB11XB0111287 and below.</i>	262.15
5RDF0048A		Hydraulic Cylinder Kit for Chute Deflector <i>For snowblowers with serial number 1XFSB11XB0111288 and above.</i>	296.74
5RDF0017		Hydraulic Cylinder Kit for Chute Rotation <i>For snowblowers with serial number 1XFSB11XB0111287 and below.</i>	466.92
5RDF0047		Hydraulic Cylinder Kit for Chute Rotation <i>For snowblowers with serial number 1XFSB11XB0111288 and above.</i>	496.92
5RDF0016		Manual Chute Rotation Kit (SB11) <i>For snowblowers with serial number 1XFSB11XB0111287 and below.</i>	148.93
5RDF0046		Manual Chute Rotation Kit (SB11) <i>For snowblowers with serial number 1XFSB11XB0111288 and above.</i>	150.57

FRONTIER PRODUCTS

Snow Products

SB1154 - 54 In. 3-Point Medium Snowblower - U.S. Equipment for Base Machine

Function: Snow Removal
Working Width: 54 In.
Transport Width: 54.5 In.
Working Height: 26 In.
Length: 41 In.
Single/Dual Auger: Single
Auger Diameter: 15 In.
Auger Flighting Thickness: 5/16 In.
Impeller Diameter: 24 In.
Impeller Width: 7 In.
Impeller Shaft Diameter: 1-3/8 In.
Number of Impeller Blades: 4
Roller Chain: 60
Drive Sprocket: 10 Teeth
Driven Sprocket: 32 Teeth
Chain Idler: Manual Adjustment
Gear Box Manufacturer: Comer
Gear Box Description: Model T-281A
Gear Box HP (Through Gears): 23 HP
Gear Box HP (Straight Through): 60 HP
Tractor RPM: 540 RPM
Impeller RPM: 540 RPM
Auger RPM: 170 RPM
PTO Manufacturer: Comer
PTO Description: 40
PTO Clutch Setting (Number): 1300
Shearbolt Bolt Size and Grade (PTO):
M10 8.8 Metric
Shearbolt Bolt Size and Grade (Auger):
5/16 In. 5 SAE
Skid Shoe: Adjustable
Skid Shoe Material: Steel
End Plate Thickness: 3/16 In.
Back Plate Thickness: 12 Gauge
Impeller Housing Thickness: 12 Gauge
Impeller Blade Thickness: 3/16 In.
Side Panel Bottom Thickness: 3/16 In.

Cutting Edge: Welded
Cutting Edge Dimension: 3/8 In. x 2 In.
Chute Diameter: 8 In.
Chute Base: Standard
Chute Rotation: 215 Degrees
Parking Stand: Standard
Hitch Category: Category I
Quick Hitch Compatibility:
iMatch Compatible
HP Requirements (Minimum-Maximum HP):
16-35 HP
Operating Weight: 455 lbs.
Shipping Weight: 495 lbs.
Approximate Set-up Time: 60 Minutes
Chute Deflector Adjustment (Standard):
Manual
Chute Deflector Adjustment Options:
Hydraulic Cylinder (2 In. x 5 In.)
Including Brackets, Hoses, and Tips
Electric Actuator (5 In.)
Including Hardware, Switch, and Electric Cable
Chute Rotation (Standard): Must Choose an
Option - Manual or Hydraulic
Chute Rotation Options:
Manual, Worm Gear with Crank
Hydraulic: Motor
Including Flow Restrictors, Hoses, and Tips
Chute: Two Part ONLY
Dual Auger: MN/A
Rotating Drum (Including Hoses and Tips):
N/A

CODE	ATTACHMENT IDENTIFIER	DESCRIPTION	SUGGESTED LIST PRICE USD (\$)
------	-----------------------	-------------	-------------------------------

Select One Code From Each Required Category

BASE MACHINE

3802XF	SB1154 - 54 In. 3-Point Medium Snowblower - U.S.	2,721.00
--------	--	----------

CHUTES

1000	Manual Chute Rotation Kit	In Base Price
1010	Hydraulic Cylinder Kit for Chute Rotation	330.00

ATTACHMENTS - ORDER AS DESIRED

9000	Hydraulic Cylinder Kit for Chute Deflector	283.00
9010	Electric Kit for Chute Deflector <i>Includes 5 In. actuator.</i>	820.01

ATTACHMENTS FOR FIELD CONVERSION

FRONTIER PRODUCTS

Snow Products

SB1154 - 54 In. 3-Point Medium Snowblower - U.S.

Continued

CODE	ATTACHMENT IDENTIFIER	DESCRIPTION	SUGGESTED LIST PRICE USD (\$)
ATTACHMENTS FOR FIELD CONVERSION ...Continued...			
		Miscellaneous:	
5RDF0020		Electric Kit for Chute Deflector - Includes 4 In. Actuator <i>For snowblowers with serial number 1XFSB11XB0111287 and below.</i>	869.29
5RDF0049A		Electric Kit for Chute Deflector - Includes 5 In. Actuator <i>For snowblowers with serial number 1XFSB11XB0111288 and above.</i>	859.82
5RDF0019		Hydraulic Cylinder Kit for Chute Deflector <i>For snowblowers with serial number 1XFSB11XB0111287 and below.</i>	262.15
5RDF0048A		Hydraulic Cylinder Kit for Chute Deflector <i>For snowblowers with serial number 1XFSB11XB0111288 and above.</i>	296.74
5RDF0017		Hydraulic Cylinder Kit for Chute Rotation <i>For snowblowers with serial number 1XFSB11XB0111287 and below.</i>	466.92
5RDF0047		Hydraulic Cylinder Kit for Chute Rotation <i>For snowblowers with serial number 1XFSB11XB0111288 and above.</i>	496.92
5RDF0016		Manual Chute Rotation Kit (SB11) <i>For snowblowers with serial number 1XFSB11XB0111287 and below.</i>	148.93
5RDF0046		Manual Chute Rotation Kit (SB11) <i>For snowblowers with serial number 1XFSB11XB0111288 and above.</i>	150.57

FRONTIER PRODUCTS

Snow Products

SB1164 - 64 In. 3-Point Medium Snowblower - U.S. Equipment for Base Machine

Function: Snow Removal
Working Width: 64 In.
Transport Width: 64.5 In.
Working Height: 26 In.
Length: 41 In.
Single/Dual Auger: Single
Auger Diameter: 15 In.
Auger Flighting Thickness: 5/16 In.
Impeller Diameter: 24 In.
Impeller Width: 7 In.
Impeller Shaft Diameter: 1-3/8 In.
Number of Impeller Blades: 4
Roller Chain: 60
Drive Sprocket: 10 Teeth
Driven Sprocket: 32 Teeth
Chain Idler: Manual Adjustment
Gear Box Manufacturer: Comer
Gear Box Description: Model T-281A
Gear Box HP (Through Gears): 23 HP
Gear Box HP (Straight Through): 60 HP
Tractor RPM: 540 RPM
Impeller RPM: 540 RPM
Auger RPM: 170 RPM
PTO Manufacturer: Comer
PTO Description: 40
PTO Clutch Setting (Number): 1300
Shearbolt Bolt Size and Grade (PTO):
M10 8.8 Metric
Shearbolt Bolt Size and Grade (Auger):
5/16 In. 5 SAE
Skid Shoe: Adjustable
Skid Shoe Material: Steel
End Plate Thickness: 3/16 In.
Back Plate Thickness: 12 Gauge
Impeller Housing Thickness: 12 Gauge
Impeller Blade Thickness: 3/16 In.
Side Panel Bottom Thickness: 3/16 In.

Cutting Edge: Welded
Cutting Edge Dimension: 3/8 In. x 2 In.
Chute Diameter: 8 In.
Chute Base: Standard
Chute Rotation: 215 Degrees
Parking Stand: Standard
Hitch Category: Category I
Quick Hitch Compatibility:
iMatch Compatible
HP Requirements (Minimum-Maximum HP):
20-50 HP
Operating Weight: 479 lbs.
Shipping Weight: 519 lbs.
Approximate Set-Up Time: 60 Minutes
Chute Deflector Adjustment (Standard):
Manual
Chute Deflector Adjustment Options:
Hydraulic Cylinder (2 In. x 5 In.)
Including Brackets, Hoses, and Tips
Electric Actuator (5 In.)
Including Hardware, Switch, and Electric Cable
Chute Rotation (Standard): Must Choose an
Option - Manual or Hydraulic
Chute Rotation Options:
Manual, Worm Gear with Crank
Hydraulic: Motor
Including Flow Restrictors, Hoses, and Tips
Chute: Two Part ONLY
Dual Auger: N/A
Rotating Drum (Including Hoses and Tips):
N/A

CODE	ATTACHMENT IDENTIFIER	DESCRIPTION	SUGGESTED LIST PRICE USD (\$)
------	-----------------------	-------------	-------------------------------

Select One Code From Each Required Category

BASE MACHINE

3803XF	SB1164 - 64 In. 3-Point Medium Snowblower - U.S.	2,803.00
--------	--	----------

CHUTES

1000	Manual Chute Rotation Kit	In Base Price
1010	Hydraulic Cylinder Kit for Chute Rotation	330.00

ATTACHMENTS - ORDER AS DESIRED

9000	Hydraulic Cylinder Kit for Chute Deflector	283.00
9010	Electric Kit for Chute Deflector <i>Includes 5 In. actuator.</i>	820.01

ATTACHMENTS FOR FIELD CONVERSION

FRONTIER PRODUCTS

Snow Products

SB1164 - 64 In. 3-Point Medium Snowblower - U.S.

Continued

CODE	ATTACHMENT IDENTIFIER	DESCRIPTION	SUGGESTED LIST PRICE USD (\$)
ATTACHMENTS FOR FIELD CONVERSION ...Continued...			
		Miscellaneous:	
5RDF0020		Electric Kit for Chute Deflector - Includes 4 In. Actuator <i>For snowblowers with serial number 1XFSB11XB0111287 and below.</i>	869.29
5RDF0049A		Electric Kit for Chute Deflector - Includes 5 In. Actuator <i>For snowblowers with serial number 1XFSB11XB0111288 and above.</i>	859.82
5RDF0019		Hydraulic Cylinder Kit for Chute Deflector <i>For snowblowers with serial number 1XFSB11XB0111287 and below.</i>	262.15
5RDF0048A		Hydraulic Cylinder Kit for Chute Deflector <i>For snowblowers with serial number 1XFSB11XB0111288 and above.</i>	296.74
5RDF0017		Hydraulic Cylinder Kit for Chute Rotation <i>For snowblowers with serial number 1XFSB11XB0111287 and below.</i>	466.92
5RDF0047		Hydraulic Cylinder Kit for Chute Rotation <i>For snowblowers with serial number 1XFSB11XB0111288 and above.</i>	496.92
5RDF0016		Manual Chute Rotation Kit (SB11) <i>For snowblowers with serial number 1XFSB11XB0111287 and below.</i>	148.93
5RDF0046		Manual Chute Rotation Kit (SB11) <i>For snowblowers with serial number 1XFSB11XB0111288 and above.</i>	150.57

FRONTIER PRODUCTS

Snow Products

SB1174 - 74 In. 3-Point Medium Snowblower - U.S. Equipment for Base Machine

Function: Snow Removal
Working Width: 74 In.
Transport Width: 74.5 In.
Working Height: 26 In.
Length: 47.5 In.
Single/Dual Auger: Single
Auger Diameter: 15 In.
Auger Flighting Thickness: 5/16 In.
Impeller Diameter: 24 In.
Impeller Width: 9 In.
Impeller Shaft Diameter: 1-3/8 In.
Number of Impeller Blades: 4
Roller Chain: 60
Drive Sprocket: 10 Teeth
Driven Sprocket: 32 Teeth
Chain Idler: Manual Adjustment
Gear Box Manufacturer: Comer
Gear Box Description: Model T-281A
Gear Box HP (Through Gears): 23 HP
Gear Box HP (Straight Through): 60 HP
Tractor RPM: 540 RPM
Impeller RPM: 540 RPM
Auger RPM: 170 RPM
PTO Manufacturer: Comer
PTO Description: 50
PTO Clutch Setting (Number): 1700
Shearbolt Bolt Size and Grade (PTO):
M10 8.8 Metric
Shearbolt Bolt Size and Grade (Auger):
5/16 In. 5 SAE
Skid Shoe: Adjustable
Skid Shoe Material: Steel
End Plate Thickness: 3/16 In.
Back Plate Thickness: 11 Gauge
Impeller Housing Thickness: 11 Gauge
Impeller Blade Thickness: 1/4 In.
Side Panel Bottom Thickness: 3/16 In.

Cutting Edge: Welded
Cutting Edge Dimension: 3/8 In. x 2 In.
Chute Diameter: 12 In.
Chute Base: Standard
Chute Rotation: 215 Degrees
Parking Stand: Standard
Hitch Category: Category I
Quick Hitch Compatibility:
iMatch Compatible
HP Requirements (Minimum-Maximum HP):
20-50 HP
Operating Weight: 590 lbs.
Shipping Weight: 635 lbs.
Approximate Set-Up Time: 60 Minutes
Chute Deflector Adjustment (Standard):
Manual
Chute Deflector Adjustment Options:
Hydraulic Cylinder (2 In. x 5 In.)
Including Brackets, Hoses and Tips
Electric Actuator (8 In.)
Including Hardware, Switch, and Electric Cable
Chute Rotation (Standard): Must Choose an
Option - Manual or Hydraulic
Manual, Worm Gear with Crank
Hydraulic: Motor
Including Flow Restrictor, Hoses, and Tips
Chute: Two Part ONLY
Dual Auger: N/A
Rotating Drum (Including Hoses and Tips):
N/A

CODE	ATTACHMENT IDENTIFIER	DESCRIPTION	SUGGESTED LIST PRICE USD (\$)
------	-----------------------	-------------	-------------------------------

Select One Code From Each Required Category

BASE MACHINE

3804XF	SB1174 - 74 In. 3-Point Medium Snowblower - U.S.	3,531.00
--------	--	----------

CHUTES

1000	Manual Chute Rotation Kit	In Base Price
1010	Hydraulic Cylinder Kit for Chute Rotation	330.00

ATTACHMENTS - ORDER AS DESIRED

9000	Hydraulic Cylinder Kit for Chute Deflector	283.00
9010	Electric Kit for Chute Deflector <i>Includes 8 In. actuator.</i>	820.01

ATTACHMENTS FOR FIELD CONVERSION

FRONTIER PRODUCTS

Snow Products

SB1174 - 74 In. 3-Point Medium Snowblower - U.S.

Continued

CODE	ATTACHMENT IDENTIFIER	DESCRIPTION	SUGGESTED LIST PRICE USD (\$)
ATTACHMENTS FOR FIELD CONVERSION ...Continued...			
		Miscellaneous:	
	5RDF0021	Electric Kit for Chute Deflector - Includes 8 In. Actuator	859.82
	5RDF0009	Hydraulic Cylinder Kit for Chute Deflector <i>For snowblowers with serial number 1XFSB11XB0111287 and below.</i>	314.56
	5RDF0048A	Hydraulic Cylinder Kit for Chute Deflector <i>For snowblowers with serial number 1XFSB11XB0111288 and above.</i>	296.74
	5RDF0018	Hydraulic Cylinder Kit for Chute Rotation <i>For snowblowers with serial number 1XFSB11XB0111287 and below.</i>	553.89
	5RDF0047	Hydraulic Cylinder Kit for Chute Rotation <i>For snowblowers with serial number 1XFSB11XB0111288 and above.</i>	496.92
	5RDF0016	Manual Chute Rotation Kit (SB11) <i>For snowblowers with serial number 1XFSB11XB0111287 and below.</i>	148.93
	5RDF0046	Manual Chute Rotation Kit (SB11) <i>For snowblowers with serial number 1XFSB11XB0111288 and above.</i>	150.57

FRONTIER PRODUCTS

Snow Products

SB1184 - 84 In. 3-Point Medium Snowblower - U.S. Equipment for Base Machine

Function: Snow Removal
Working Width: 84 In.
Transport Width: 85.5 In.
Working Height: 34 In.
Length: 55.5 In.
Single/Dual Auger: Single
Auger Diameter: 20 In.
Auger Flighting Thickness: 3/8 In.
Impeller Diameter: 27-1/2 In.
Impeller Width: 10.5 In.
Impeller Shaft Diameter: 1-9/16 In.
Number of Impeller Blades: 4
Roller Chain: 60
Drive Sprocket: 12 Teeth
Driven Sprocket: 38 Teeth
Chain Idler: Manual Adjustment
Gear Box Manufacturer: Comer
Gear Box Description: Model T-27D
Gear Box HP (Through Gears): 55 HP
Gear Box HP (Straight Through): 105 HP
Tractor RPM: 540 RPM
Impeller RPM: 540 RPM
Auger RPM: 170 RPM
PTO Manufacturer: Comer
PTO Description: 60
PTO Clutch Setting (Number): 1900
Shearbolt Bolt Size and Grade (PTO):
M10 6.8 Metric
Shearbolt Bolt Size and Grade (Auger):
5/16 In. 5 SAE
Skid Shoe: Adjustable
Skid Shoe Material: Steel
End Plate Thickness: 3/16 In.
Back Plate Thickness: 11 Gauge
Impeller Housing Thickness: 11 Gauge
Impeller Blade Thickness: 3/8 In.
Side Panel Bottom Thickness: 3/16 In.
Cutting Edge: Welded

Cutting Edge Dimension: 1/2 In. x 3 In.
Chute Diameter: 12 In.
Chute Base: Standard
Chute Rotation: 215 Degrees
Parking Stand: Standard
Hitch Category: Category I/II
Quick Hitch Compatibility:
iMatch Compatible and
Quick Coupler Compatible
HP Requirements (Minimum-Maximum HP):
35-90 HP
Operating Weight: 958 lbs.
Shipping Weight: 1003 lbs.
Approximate Set-Up Time: 60 Minutes
Chute Deflector Adjustment (Standard):
Manual
Chute Deflector Adjustment Options:
Hydraulic Cylinder (2 In. x 8 In.)
Including Hoses and Tips
Electric Actuator (8 In.)
Including Hardware, Switch, and Electric Cable
Chute Rotation (Standard): Must choose an
Option - Manual or Hydraulic
Chute Rotation Options:
Manual, Worm Gear with Crank
Hydraulic: Cylinder (2 In. x 8 In.),
Including Bracket, Hoses, and Tips
Chute: Two Part ONLY
Dual Auger: N/A
Rotating Drum (Including Hoses and Tips):
N/A

CODE	ATTACHMENT IDENTIFIER	DESCRIPTION	SUGGESTED LIST PRICE USD (\$)
------	-----------------------	-------------	-------------------------------

Select One Code From Each Required Category

BASE MACHINE

3805XF	SB1184 - 84 In. 3-Point Medium Snowblower - U.S.	4,880.14
--------	--	----------

CHUTES

1000	Manual Chute Rotation Kit	In Base Price
1010	Hydraulic Cylinder Kit for Chute Rotation	439.86

ATTACHMENTS - ORDER AS DESIRED

9000	Hydraulic Cylinder Kit for Chute Deflector	300.00
9010	Electric Kit for Chute Deflector <i>Includes 8 In. actuator.</i>	820.01

ATTACHMENTS FOR FIELD CONVERSION

FRONTIER PRODUCTS

Snow Products

SB1184 - 84 In. 3-Point Medium Snowblower - U.S.

Continued

CODE	ATTACHMENT IDENTIFIER	DESCRIPTION	SUGGESTED LIST PRICE USD (\$)
ATTACHMENTS FOR FIELD CONVERSION ...Continued...			
		Miscellaneous:	
	5RDF0021	Electric Kit for Chute Deflector - Includes 8 In. Actuator	859.82
	5RDF0009	Hydraulic Cylinder Kit for Chute Deflector	314.56
	5RDF0018	Hydraulic Cylinder Kit for Chute Rotation	553.89
	5RDF0016	Manual Chute Rotation Kit (SB11)	148.93

FRONTIER PRODUCTS

Snow Products

SB1194 - 94 In. 3-Point Medium Snowblower - U.S. Equipment for Base Machine

Function: Snow Removal
 Working Width: 94 In. (2,387.6 mm)
 Transport Width: 95.5 In. (2,425.7 mm)
 Working Height: 34 In. (863.6 mm)
 Length: 55.5 In. (1,409.7 mm)
 Single/Dual Auger: Single
 Auger Diameter: 20 In. (508 mm)
 Auger Flighting Thickness: 3/8 In. (9.5 mm)
 Impeller Diameter: 27-1/2 In. (698.5 mm)
 Impeller Width: 10.5 In. (266.7 mm)
 Impeller Shaft Diameter: 1-9/16 In. (39.7 mm)
 Number of Impeller Blades: 4
 Roller Chain: 60
 Drive Sprocket: 10 Teeth
 Driven Sprocket: 32 Teeth
 Chain Idler: Manual Adjustment
 Gear Box Manufacturer: Comer
 Gear Box Description: Model T-27D
 Gear Box HP (Through Gears): 55 HP (41 kW)
 Gear Box HP (Straight Through): 105 HP (78.3 kW)
 Tractor RPM: 540 RPM
 Impeller RPM: 540 RPM
 Auger RPM: 170 RPM
 PTO Manufacturer: Comer
 PTO Description: 60
 PTO Clutch Setting (Number): 1900 N-m
 Shearbolt Bolt Size and Grade (PTO):
 M10 6.8 Metric
 Shearbolt Bolt Size and Grade (Auger):
 5/16 In. 5 SAE
 Skid Shoe: Adjustable
 Skid Shoe Material: Steel
 End Plate Thickness: 3/16 In. (4.8 mm)
 Back Plate Thickness: 11 Gauge (3.18 mm)
 Impeller Housing Thickness: 11 Gauge (3.18 mm)
 Impeller Blade Thickness: 3/8 In. (9.5 mm)
 Side Panel Bottom Thickness: 3/16 In. (4.8 mm)
 Cutting Edge: Welded

Cutting Edge Dimension: 1/2 In. x 3 In. (12.7 x 76.2 mm)
 Chute Diameter: 12 In. (304.8 mm)
 Chute Base: Standard
 Chute Rotation: 215 Degrees
 Parking Stand: Standard
 Hitch Category: Category II
 Quick Hitch Compatibility:
 Quick Coupler Compatible
 HP Requirements (Minimum-Maximum HP):
 35-90 HP (26.1 kW - 67.1 kW)
 Operating Weight: 1,121 lbs. (508.5 kg)
 Shipping Weight: 1,166 lbs. (528.9 kg)
 Approximate Set-Up Time: 60 Minutes
 Chute Deflector Adjustment (Standard):
 Manual
 Chute Deflector Adjustment Options:
 Hydraulic Cylinder (2 In. x 8 In.)
 Including Hoses and Tips
 Electric Actuator (8 In.)
 Including Hardware, Switch, and Electric Cable
 Chute Rotation (Standard): Must choose an
 Option - Manual or Hydraulic
 Chute Rotation Options:
 Manual, Worm Gear with Crank
 Hydraulic: Cylinder (2 In. x 8 In.),
 Including Bracket, Hoses, and Tips
 Chute: Two Part ONLY
 Dual Auger: N/A
 Rotating Drum (Including Hoses and Tips):
 N/A

CODE	ATTACHMENT IDENTIFIER	DESCRIPTION	SUGGESTED LIST PRICE USD (\$)
------	-----------------------	-------------	-------------------------------

Select One Code From Each Required Category

BASE MACHINE

3806XF	SB1194 - 94 In. 3-Point Medium Snowblower - U.S.	5,063.14
--------	--	----------

CHUTES

1000	Manual Chute Rotation Kit	In Base Price
1010	Hydraulic Cylinder Kit for Chute Rotation	439.86

ATTACHMENTS - ORDER AS DESIRED

9000	Hydraulic Cylinder Kit for Chute Deflector	300.00
9010	Electric Kit for Chute Deflector <i>Includes 8 In. actuator.</i>	820.01

ATTACHMENTS FOR FIELD CONVERSION

FRONTIER PRODUCTS

Snow Products

SB1194 - 94 In. 3-Point Medium Snowblower - U.S.

Continued

CODE	ATTACHMENT IDENTIFIER	DESCRIPTION	SUGGESTED LIST PRICE USD (\$)
ATTACHMENTS FOR FIELD CONVERSION ...Continued...			
		Miscellaneous:	
	5RDF0021	Electric Kit for Chute Deflector - Includes 8 In. Actuator	859.82
	5RDF0009	Hydraulic Cylinder Kit for Chute Deflector	314.56
	5RDF0018	Hydraulic Cylinder Kit for Chute Rotation	553.89
	5RDF0016	Manual Chute Rotation Kit (SB11)	148.93

FRONTIER PRODUCTS

Snow Products

SB1274 - 74 In. 3-Point Commercial Snowblower with Hydraulic Motor Chute Rotation and Single Auger - U.S. Equipment for Base Machine

Function: Snow Removal
 Working Width: 74 In. (1,879.6 mm)
 Transport Width: 74.5 In. (1892.3 mm)
 Working Height: 30 In. (762 mm)
 Single/Dual Auger: Single
 Auger Diameter: 20 In. (508 mm)
 Auger Flighting Thickness: 3/8 In. (9.53 mm)
 Impeller Diameter: 26 In. (660.4 mm)
 Impeller Width: 10.5 In. (266.7 mm)
 Impeller Shaft Diameter: 1 9/16 In. (39.69 mm)
 Number of Impeller Blades: 4
 Roller Chain: 60
 Drive Sprocket: 10 Teeth
 Driven Sprocket: 32 Teeth
 Chain Idler: Automatic Adjustment
 Gear Box Manufacturer: Comer
 Gear Box Description: Model T-27D
 Gear Box HP (Through Gears): 55 HP (41 kW)
 Gear Box HP (Straight Through): 105 HP (78.3 kW)
 Tractor RPM: 540 RPM
 Impeller RPM: 540 RPM
 Auger RPM: 170 RPM
 PTO Manufacturer: Comer
 PTO Description: 50
 PTO Clutch Setting: 1,700 Nm (1,253.9 lbf-ft)
 Shearbolt Bolt Size and Grade (PTO):
 M10 8.8 Metric
 Shearbolt Bolt Size and Grade (Auger):
 5/16 In. 5 SAE
 Skid Shoe: Adjustable
 Skid Shoe Material: Steel
 End Plate Thickness: 3/16 In. (4.8mm)

Back Plate Thickness: 11 Gauge
 Impeller Housing Thickness: 3/16 In. (4.8mm)
 Impeller Blade Thickness: 5/16 In. (7.9mm)
 Side Panel Bottom Thickness: 1/2 In. (12.7 mm)
 Cutting Edge: Replacable
 Cutting Edge Dimension: 1/2 In. x 3 In. (12.7mm x 76.2 mm) Chute Diameter: 10.5 In. (266.7 mm)
 Chute Base: Standard
 Chute Rotation: 270 Degrees
 Parking Stand: Standard
 Hitch Category: Category I & II
 Quick Hitch Compatibility:
 iMatch & Cat. II Quick Coupler Compatible
 HP Requirements (Minimum-Maximum HP):
 30-80 HP (22.4-59.7kW)
 Operating Weight: 835 lbs. (378.7 kg)
 Shipping Weight: 875 lbs. (396.9 kg)
 Approximate Set-up Time: 60 Minutes
 Chute Deflector Adjustment (Standard): Hydraulic
 Cylinder Chute Rotation (Standard): Hydraulic
 Motor
 Chute: Three Part ONLY w/ 2" x 4" cylinder, hoses, and tips
 Rotating Drum (Including Hoses and Tips):
 N/A

CODE	ATTACHMENT IDENTIFIER	DESCRIPTION	SUGGESTED LIST PRICE USD (\$)
------	-----------------------	-------------	-------------------------------

Select One Code From Each Required Category

BASE MACHINE

3831XF	SB1274 - 74 In. 3-Point Commercial Snowblower with Hydraulic Motor Chute Rotation and Single Auger - U.S. <i>Includes 2" x 4" cylinder, hoses, and tips for chute deflection.</i>	6,828.00
--------	--	----------

ATTACHMENTS FOR FIELD CONVERSION

5RDF0028	Miscellaneous: Cutting Edge - CHT400 Steel	289.18
----------	--	--------

FRONTIER PRODUCTS

Snow Products

**SB1274 - 74 In. 3-Point Commercial Snowblower with Hydraulic Motor Chute Rotation
and Single Auger - U.S.**

Continued

THIS PAGE IS INTENTIONALLY LEFT BLANK

FRONTIER PRODUCTS

Snow Products

SB1280 - 80 In. 3-Point Commercial Snowblower with Hydraulic Motor Chute Rotation and Single Auger - U.S. Equipment for Base Machine

Function: Snow Removal
 Working Width: 80 In. (2,032 mm)
 Transport Width: 80.5 In. (2,044.7 mm)
 Working Height: 30 In. (762 mm)
 Single/Dual Auger: Single
 Auger Diameter: 20 In. (508 mm)
 Auger Flighting Thickness: 3/8 In. (9.53 mm)
 Impeller Diameter: 26 In. (660.4 mm)
 Impeller Width: 10.5 In. (266.7 mm)
 Impeller Shaft Diameter: 1 9/16 In. (39.69 mm)
 Number of Impeller Blades: 4
 Roller Chain: 60
 Drive Sprocket: 10 Teeth
 Driven Sprocket: 32 Teeth
 Chain Idler: Automatic Adjustment
 Gear Box Manufacturer: Comer
 Gear Box Description: Model T-27D
 Gear Box HP (Through Gears): 55 HP (41 kW)
 Gear Box HP (Straight Through): 105 HP (78.3 kW)
 Tractor RPM: 540 RPM
 Impeller RPM: 540 RPM
 Auger RPM: 170 RPM
 PTO Manufacturer: Comer
 PTO Description: 50
 PTO Clutch Setting: 1,700 Nm (1,253.9 lbf-ft)
 Shearbolt Bolt Size and Grade (PTO):
 M10 8.8 Metric
 Shearbolt Bolt Size and Grade (Auger):
 5/16 In. 5 SAE
 Skid Shoe: Adjustable
 Skid Shoe Material: Steel
 End Plate Thickness: 3/16 In. (4.8mm)

Back Plate Thickness: 11 Gauge
 Impeller Housing Thickness: 3/16 In. (4.8mm)
 Impeller Blade Thickness: 5/16 In. (7.9mm)
 Side Panel Bottom Thickness: 1/2 In. (12.7 mm)
 Cutting Edge: Replacable
 Cutting Edge Dimension: 1/2 In. x 3 In. (12.7mm x 76.2 mm) Chute Diameter: 10.5 In. (266.7 mm)
 Chute Base: Standard
 Chute Rotation: 270 Degrees
 Parking Stand: Standard
 Hitch Category: Category I & II
 Quick Hitch Compatibility:
 iMatch & Cat. II Quick Coupler Compatible
 HP Requirements (Minimum-Maximum HP):
 30-80 HP (22.4-59.7kW)
 Operating Weight: 895 lbs. (406 kg)
 Shipping Weight: 935 lbs. (424.1 kg)
 Approximate Set-up Time: 60 Minutes
 Chute Deflector Adjustment (Standard): Hydraulic
 Cylinder Chute Rotation (Standard): Hydraulic
 Motor
 Chute: Three Part ONLY w/ 2" x 4" cylinder, hoses, and tips
 Rotating Drum (Including Hoses and Tips):
 N/A

CODE	ATTACHMENT IDENTIFIER	DESCRIPTION	SUGGESTED LIST PRICE USD (\$)
------	-----------------------	-------------	-------------------------------

Select One Code From Each Required Category

BASE MACHINE

3832XF	SB1280 - 80 In. 3-Point Commercial Snowblower with Hydraulic Motor Chute Rotation and Single Auger - U.S. <i>Includes 2" x 4" cylinder, hoses, and tips for chute deflection.</i>	7,029.00
--------	--	----------

ATTACHMENTS FOR FIELD CONVERSION

5RDF0029	Miscellaneous: Cutting Edge - CHT400 Steel	318.28
----------	--	--------

FRONTIER PRODUCTS

Snow Products

**SB1280 - 80 In. 3-Point Commercial Snowblower with Hydraulic Motor Chute Rotation
and Single Auger - U.S.**

Continued

THIS PAGE IS INTENTIONALLY LEFT BLANK

FRONTIER PRODUCTS

Snow Products

SB1308R - 8 Ft. 3-Point Commercial Rotating Drum Snowblower with Hydraulic Motor Chute Rotation and Single Auger - U.S. Equipment for Base Machine

Function: Snow Removal
Working Width: 98 In.
Transport Width: 99 In.
Working Height: 44 In.
Length: 67 In.
Single/Dual Auger: Single/Dual
Auger Diameter: 24 In.
Auger Flighting Thickness: 7/16 In.
Impeller Diameter: 31-1/2 In.
Impeller Width: 14 In.
Impeller Shaft Diameter: 2 In.
Number of Impeller Blades: 6
Roller Chain: 80
Drive Sprocket: 12 Teeth
Driven Sprocket: 34 Teeth
Chain Idler: Automatic Adjustment
Gear Box Manufacturer: Comer
Gear Box Description: Model T-279A
Gear Box HP (Through Gears): 100 HP
Gear Box HP (Straight Through): 185 HP
Tractor RPM: 540/1000 RPM Optional
Impeller RPM: 540 RPM
Auger RPM: 190 RPM
PTO Manufacturer: Comer
PTO Description: 80
PTO Clutch Setting (Number): 3000
Shearbolt Bolt Size and Grade (PTO):
M10 6.8 Metric
Shearbolt Bolt Size and Grade (Auger):
5/16 In. 5 SAE
Skid Shoe: Adjustable
Skid Shoe Material: Steel
End Plate Thickness: 5/16 In.
Back Plate Thickness: 10 Gauge
Impeller Housing Thickness: 3/16 In.
Impeller Blade Thickness: 1/2 In.
Side Panel Bottom Thickness: 5/8 In.

Cutting Edge: Bolt-on/Reversible
Cutting Edge Dimension: 1/2 In. x 4 In.
Chute Diameter: 14-7/8 In.
Chute Base: Heavy Duty
Chute Rotation: 270 Degrees
Parking Stand: Standard
Hitch Category: Category II/III
Quick Hitch Compatibility:
Quick Hitch Compatible
HP Requirements (Minimum-Maximum HP):
90-180 HP
Operating Weight: 2233 lbs.
Shipping Weight: 2280 lbs.
Approximate Set-Up Time: 100 Minutes
Chute Deflector Adjustment (Standard):
Manual - Must Choose a Chute Option
Chute Deflector Adjustment Options:
Hydraulic Cylinder (2 In. x 8 In.)
Including Hoses and Tips
Chute Rotation (Standard):
Hydraulic Motor Chute Rotation
Including Hoses and Tips
Chute Rotation Options: N/A
Chute:
Two Part, Includes Manual Deflector
Three Part, Includes Cylinder
(2 In. x 8 In.), Hoses, and Tips
Dual Auger: 15 In. Diameter Auger
Rotating Drum (Including Hoses and Tips):
Standard

CODE	ATTACHMENT IDENTIFIER	DESCRIPTION	SUGGESTED LIST PRICE USD (\$)
------	-----------------------	-------------	-------------------------------

Select One Code From Each Required Category

BASE MACHINE

3812XF	SB1308R - 8 Ft. 3-Point Commercial Rotating Drum Snowblower with Hydraulic Motor Chute Rotation and Single Auger - U.S.	12,109.57
--------	--	-----------

CHUTES

1000	2 Part Chute <i>Includes manual deflector.</i>	In Base Price
1010	3 Part Chute <i>Includes cylinders, hoses, and tips.</i>	557.00

ATTACHMENTS - ORDER AS DESIRED

9000	Cutting Edge - CHT400 Steel	271.13
9010	2nd Auger Kit <i>15 In. diameter.</i>	1,074.14

FRONTIER PRODUCTS

Snow Products

SB1308R - 8 Ft. 3-Point Commercial Rotating Drum Snowblower with Hydraulic Motor Chute Rotation and Single Auger - U.S.

Continued

CODE	ATTACHMENT IDENTIFIER	DESCRIPTION	SUGGESTED LIST PRICE USD (\$)
ATTACHMENTS - ORDER AS DESIRED ...Continued...			
9020		Drift Cutters	348.58
9030		Hydraulic Cylinder Kit for Chute Deflector	300.00
9040		Reducer 1000 to 540 RPM for 13 Series Snowblowers, Models (SB1392, SB1308, SB1309) <i>Bundle Number 5RDF0023 is needed to complete kit.</i>	3,078.44
9050		Quick Disconnect Yoke Series 08, 1-3/4 In., 20 Splines for Series 13 Snowblowers, Models (SB1392, SB1308, SB1309) <i>Bundle Number 5RDF0022 is needed to complete kit.</i>	255.14
ATTACHMENTS FOR FIELD CONVERSION			
		Miscellaneous:	
	5RDF0007	2nd Auger Kit - 15 In. Diameter	1,126.28
	5RDF0003	Cutting Edge - CHT400 Steel	226.83
	5RDF0015	Drift Cutters	468.45
	5RDF0009	Hydraulic Cylinder Kit for Chute Deflector	314.56
	5RDF0023	Quick disconnect Yoke series 08, 1-3/4", 20 splines for series 13 snowblowers, models (SB1392, SB1308, and SB1309) <i>Bundle Number 5RDF0022 is needed to complete kit.</i>	267.52
	5RDF0022	Reducer 1000 to 540 RPM for 13 series snowblowers, models (SB1392, SB1308, and SB1309) <i>Bundle Number 5RDF0023 is needed to complete kit.</i>	3,227.88

FRONTIER PRODUCTS

Snow Products

SB1308 - 8 Ft. 3-Point Commercial Snowblower with Hydraulic Motor Chute Rotation and Single Auger - U.S.

Equipment for Base Machine

Function: Snow Removal
 Working Width: 98 In.
 Transport Width: 99 In.
 Working Height: 44 In.
 Length: 65.5 In.
 Single/Dual Auger: Single/Dual
 Auger Diameter: 24 In.
 Auger Flighting Thickness: 7/16 In.
 Impeller Diameter: 31-1/2 In.
 Impeller Width: 14 In.
 Impeller Shaft Diameter: 2 In.
 Number of Impeller Blades: 6
 Roller Chain: 80
 Drive Sprocket: 12 Teeth
 Driven Sprocket: 34 Teeth
 Chain Idler: Automatic Adjustment
 Gear Box Manufacturer: Comer
 Gear Box Description: Model T-279A
 Gear Box HP (Through Gears): 100 HP
 Gear Box HP (Straight Through): 185 HP
 Tractor RPM: 540/1000 RPM Optional
 Impeller RPM: 540 RPM
 Auger RPM: 190 RPM
 PTO Manufacturer: Comer
 PTO Description: 80
 PTO Clutch Setting (Number): 3000
 Shearbolt Bolt Size and Grade (PTO):
 M10 6.8 Metric
 Shearbolt Bolt Size and Grade (Auger):
 5/16 In. 5 SAE
 Skid Shoe: Adjustable
 Skid Shoe Material: Steel
 End Plate Thickness: 5/16 In.
 Back Plate Thickness: 10 Gauge
 Impeller Housing Thickness: 1/4 In.
 Impeller Blade Thickness: 1/2 In.
 Side Panel Bottom Thickness: 3/4 In.

Cutting Edge: Bolt-on/Reversible
 Cutting Edge Dimension: 1/2 In. x 5 In.
 Chute Diameter: 14-7/8 In.
 Chute Base: Heavy Duty
 Chute Rotation: 270 Degrees
 Parking Stand: Standard
 Hitch Category: Category II/III
 Quick Hitch Compatibility:
 Quick Hitch Compatible
 HP Requirements (Minimum-Maximum HP):
 90-180 HP
 Operating Weight: 2160 lbs.
 Shipping Weight: 2205 lbs.
 Approximate Set-Up Time: 100 Minutes
 Chute Deflector Adjustment (Standard):
 Manual - Must Choose a Chute Option
 Chute Deflector Adjustment Options:
 Hydraulic Cylinder (2 In. x 8 In.)
 Including Hoses and Tips
 Chute Rotation (Standard):
 Hydraulic Motor Chute Rotation
 Including Hoses and Tips
 Chute Rotation Options: N/A
 Chute:
 Two Part, Includes Manual Deflector
 Three Part, Includes Cylinder
 (2 In. x 8 In.), Hoses and Tips
 Dual Auger: 15 In. Diameter Auger
 Rotating Drum (Including Hoses and Tips):
 N/A

CODE	ATTACHMENT IDENTIFIER	DESCRIPTION	SUGGESTED LIST PRICE USD (\$)
------	-----------------------	-------------	-------------------------------

Select One Code From Each Required Category

BASE MACHINE

3811XF	SB1308 - 8 Ft. 3-Point Commercial Snowblower with Hydraulic Motor Chute Rotation and Single Auger - U.S.	10,426.08
--------	--	-----------

CHUTES

1000	2 Part Chute <i>Includes manual deflector.</i>	In Base Price
1010	3 Part Chute <i>Includes cylinders, hoses, and tips.</i>	557.00

ATTACHMENTS - ORDER AS DESIRED

9000	Cutting Edge - CHT400 Steel	271.13
9010	2nd Auger Kit <i>15 In. diameter.</i>	1,074.14

FRONTIER PRODUCTS

Snow Products

SB1308 - 8 Ft. 3-Point Commercial Snowblower with Hydraulic Motor Chute Rotation and Single Auger - U.S.

Continued

CODE	ATTACHMENT IDENTIFIER	DESCRIPTION	SUGGESTED LIST PRICE USD (\$)
ATTACHMENTS - ORDER AS DESIRED ...Continued...			
9020		Drift Cutters	348.58
9030		Hydraulic Cylinder Kit for Chute Deflector	300.00
9040		Reducer 1000 to 540 RPM for 13 Series Snowblowers, Models (SB1392, SB1308, SB1309) <i>Bundle Number 5RDF0023 is needed to complete kit.</i>	3,078.44
9050		Quick Disconnect Yoke Series 08, 1-3/4 In., 20 Splines for Series 13 Snowblowers, Models (SB1392, SB1308, SB1309) <i>Bundle Number 5RDF0022 is needed to complete kit.</i>	255.14
ATTACHMENTS FOR FIELD CONVERSION			
		Miscellaneous:	
	5RDF0007	2nd Auger Kit - 15 In. Diameter	1,126.28
	5RDF0003	Cutting Edge - CHT400 Steel	226.83
	5RDF0015	Drift Cutters	468.45
	5RDF0009	Hydraulic Cylinder Kit for Chute Deflector	314.56
	5RDF0023	Quick disconnect Yoke series 08, 1-3/4", 20 splines for series 13 snowblowers, models (SB1392, SB1308, and SB1309) <i>Bundle Number 5RDF0022 is needed to complete kit.</i>	267.52
	5RDF0022	Reducer 1000 to 540 RPM for 13 series snowblowers, models (SB1392, SB1308, and SB1309) <i>Bundle Number 5RDF0023 is needed to complete kit.</i>	3,227.88

FRONTIER PRODUCTS

Snow Products

SB1309R - 9 Ft. 3-Point Commercial Rotating Drum Snowblower with Hydraulic Motor Chute Rotation and Single Auger - U.S.

Equipment for Base Machine

Function: Snow Removal
Working Width: 104 In.
Transport Width: 105 In.
Working Height: 44 In.
Length: 67 In.
Single/Dual Auger: Single/Dual
Auger Diameter: 24 In.
Auger Flighting Thickness: 7/16 In.
Impeller Diameter: 31-1/2 In.
Impeller Width: 14 In.
Impeller Shaft Diameter: 2 In.
Number of Impeller Blades: 6
Roller Chain: 80
Drive Sprocket: 12 Teeth
Driven Sprocket: 34 Teeth
Chain Idler: Automatic Adjustment
Gear Box Manufacturer: Comer
Gear Box Description: Model T-279A
Gear Box HP (Through Gears): 100 HP
Gear Box HP (Straight Through): 185 HP
Tractor RPM: 540/1000 RPM
Impeller RPM: 540 RPM
Auger RPM: 190 RPM
PTO Manufacturer: Comer
PTO Description: 80
PTO Clutch Setting (Number): 3000
Shearbolt Bolt Size and Grade (PTO):
M10 6.8 Metric
Shearbolt Bolt Size and Grade (Auger):
5/16 In. 5 SAE
Skid Shoe: Adjustable
Skid Shoe Material: Steel
End Plate Thickness: 5/16 In.
Back Plate Thickness: 10 Gauge
Impeller Housing Thickness: 3/16 In.
Impeller Blade Thickness: 1/2 In.
Side Panel Bottom Thickness: 5/8 In.

Cutting Edge: Bolt-on/Reversible
Cutting Edge Dimension: 1/2 In. x 4 In.
Chute Diameter: 14-7/8 In.
Chute Base: Heavy Duty
Chute Rotation: 270 Degrees
Parking Stand: Standard
Hitch Category: Category II/III
Quick Hitch Compatibility:
Quick Hitch Compatible
HP Requirements (Minimum-Maximum HP):
90-180 HP
Operating Weight: 2336 lbs.
Shipping Weight: 2385 lbs.
Approximate Set-Up Time: 100 Minutes
Chute Deflector Adjustment (Standard):
Manual - Must Choose a Chute Option
Chute Deflector Adjustment Options:
Hydraulic Cylinder (2 In. x 8 In.)
Including Hoses and Tips
Chute Rotation (Standard):
Hydraulic Motor Chute Rotation
Including Hoses and Tips
Chute Rotation Options: N/A
Chute:
Two Part, Includes Manual Deflector
Three Part, Includes Cylinder
(2 In. x 8 In.), Hoses and Tips
Dual Auger: 15 In. Diameter Auger
Rotating Drum (Including Hoses and Tips):
Standard

CODE	ATTACHMENT IDENTIFIER	DESCRIPTION	SUGGESTED LIST PRICE USD (\$)
------	--------------------------	-------------	-------------------------------------

Select One Code From Each Required Category

BASE MACHINE

3813XF	SB1309R - 9 Ft. 3-Point Commercial Rotating Drum Snowblower with Hydraulic Motor Chute Rotation and Single Auger - U.S.	12,398.61
--------	--	-----------

CHUTES

1000	2 Part Chute <i>Includes manual deflector.</i>	In Base Price
1010	3 Part Chute <i>Includes cylinders, hoses, and tips.</i>	557.00

ATTACHMENTS - ORDER AS DESIRED

9000	Cutting Edge - CHT400 Steel	317.56
9010	2nd Auger Kit <i>15 In. diameter.</i>	1,192.00

FRONTIER PRODUCTS

Snow Products

SB1309R - 9 Ft. 3-Point Commercial Rotating Drum Snowblower with Hydraulic Motor Chute Rotation and Single Auger - U.S.

Continued

CODE	ATTACHMENT IDENTIFIER	DESCRIPTION	SUGGESTED LIST PRICE USD (\$)
ATTACHMENTS - ORDER AS DESIRED ...Continued...			
9020		Drift Cutters	348.58
9030		Hydraulic Cylinder Kit for Chute Deflector	300.00
9040		Reducer 1000 to 540 RPM for 13 Series Snowblowers, Models (SB1392, SB1308, SB1309) <i>Bundle Number 5RDF0023 is needed to complete kit.</i>	3,078.44
9050		Quick Disconnect Yoke Series 08, 1-3/4 In., 20 Splines for Series 13 Snowblowers, Models (SB1392, SB1308, SB1309) <i>Bundle Number 5RDF0022 is needed to complete kit.</i>	255.14
ATTACHMENTS FOR FIELD CONVERSION			
		Miscellaneous:	
	5RDF0008	2nd Auger Kit - 15 In. Diameter	1,248.73
	5RDF0004	Cutting Edge - CHT400 Steel	275.71
	5RDF0015	Drift Cutters	468.45
	5RDF0009	Hydraulic Cylinder Kit for Chute Deflector	314.56
	5RDF0023	Quick disconnect Yoke series 08, 1-3/4", 20 splines for series 13 snowblowers, models (SB1392, SB1308, and SB1309) <i>Bundle Number 5RDF0022 is needed to complete kit.</i>	267.52
	5RDF0022	Reducer 1000 to 540 RPM for 13 series snowblowers, models (SB1392, SB1308, and SB1309) <i>Bundle Number 5RDF0023 is needed to complete kit.</i>	3,227.88

FRONTIER PRODUCTS

Snow Products

SB1388R - 88 In. 3-Point Commercial Rotating Drum Snowblower with Hydraulic Motor Chute Rotation and Single Auger - U.S. Equipment for Base Machine

Function: Snow Removal
Working Width: 88 In.
Transport Width: 88.5 In.
Working Height: 40 In.
Length: 62.5 In.
Single/Dual Auger: Single/Dual
Auger Diameter: 22 In.
Auger Flighting Thickness: 7/16 In.
Impeller Diameter: 28-1/2 In.
Impeller Width: 12 In.
Impeller Shaft Diameter: 1-9/16 In.
Number of Impeller Blades: 5
Roller Chain: 80
Drive Sprocket: 11 Teeth
Driven Sprocket: 34 Teeth
Chain Idler: Automatic Adjustment
Gear Box Manufacturer: Comer
Gear Box Description: Model T-27D
Gear Box HP (Through Gears): 55 HP
Gear Box HP (Straight Through): 105 HP
Tractor RPM: 540 RPM
Impeller RPM: 540 RPM
Auger RPM: 175 RPM
PTO Manufacturer: Comer
PTO Description: 60
PTO Clutch Setting (Number): 1900
Shearbolt Bolt Size and Grade (PTO):
M10 6.8 Metric
Shearbolt Bolt Size and Grade (Auger):
5/16 In. 5 SAE
Skid Shoe: Adjustable
Skid Shoe Material: Steel
End Plate Thickness: 1/4 In.
Back Plate Thickness: 11 Gauge
Impeller Housing Thickness: 3/16 In.
Impeller Blade Thickness: 3/8 In.
Side Panel Bottom Thickness: 5/8 In.

Cutting Edge: Bolt-on/Reversible
Cutting Edge Dimension: 1/2 In. x 4 In.
Chute Diameter: 12 3/4 In.
Chute Base: Heavy Duty
Chute Rotation: 270 Degrees
Parking Stand: Standard
Hitch Category: Category II
Quick Hitch Compatibility:
Quick Coupler Compatible
HP Requirements (Minimum-Maximum HP):
45-95 HP
Operating Weight: 1670 lbs.
Shipping Weight: 1715 lbs.
Approximate Set-Up Time: 90 Minutes
Chute Deflector Adjustment (Standard):
Manual - Must Choose a Chute Option
Chute Deflector Adjustment Options:
Hydraulic Cylinder (2 In. x 8 In.)
Including Hoses and Tips
Chute Rotation (Standard):
Hydraulic Motor Chute Rotation
Including Hoses and Tips
Chute Rotation Options: N/A
Chute:
Two Part, Includes Manual Deflector
Three Part, Includes Cylinder
(2 In. x 8 In.), Hoses and Tips
Dual Auger: 14 In. Diameter Auger
Rotating Drum (Including Hoses and Tips):
Standard

CODE	ATTACHMENT IDENTIFIER	DESCRIPTION	SUGGESTED LIST PRICE USD (\$)
------	-----------------------	-------------	-------------------------------

Select One Code From Each Required Category

BASE MACHINE

3815XF	SB1388R - 88 In. 3-Point Commercial Rotating Drum Snowblower with Hydraulic Motor Chute Rotation and Single Auger - U.S.	9,532.52
--------	---	----------

CHUTES

1000	2 Part Chute <i>Includes manual deflector.</i>	In Base Price
1010	3 Part Chute <i>Includes cylinders, hoses, and tips.</i>	608.00

ATTACHMENTS - ORDER AS DESIRED

9000	Cutting Edge - CHT400 Steel	257.11
9010	2nd Auger Kit <i>14 In. diameter.</i>	932.41

FRONTIER PRODUCTS

Snow Products

SB1388R - 88 In. 3-Point Commercial Rotating Drum Snowblower with Hydraulic Motor Chute Rotation and Single Auger - U.S.

Continued

CODE	ATTACHMENT IDENTIFIER	DESCRIPTION	SUGGESTED LIST PRICE USD (\$)
ATTACHMENTS - ORDER AS DESIRED ...Continued...			
9020		Drift Cutters	420.00
9030		Hydraulic Cylinder Kit for Chute Deflector	300.00
ATTACHMENTS FOR FIELD CONVERSION			
		Miscellaneous:	
	5RDF0005	2nd Auger Kit - 14 In. Diameter	977.67
	5RDF0001	Cutting Edge - CHT400 Steel	213.52
	5RDF0014	Drift Cutters	440.17
	5RDF0009	Hydraulic Cylinder Kit for Chute Deflector	314.56

FRONTIER PRODUCTS

Snow Products

SB1388 - 88 In. 3-Point Commercial Snowblower with Hydraulic Motor Chute Rotation and Single Auger - U.S. Equipment for Base Machine

Function: Snow Removal
Working Width: 88 In.
Transport Width: 88.5 In.
Working Height: 40 In.
Length: 61 In.
Single/Dual Auger: Single/Dual
Auger Diameter: 22 In.
Auger Flighting Thickness: 7/16 In.
Impeller Diameter: 28-1/2 In.
Impeller Width: 12 In.
Impeller Shaft Diameter: 1-9/16 In.
Number of Impeller Blades: 5
Roller Chain: 80
Drive Sprocket: 11 Teeth
Driven Sprocket: 34 Teeth
Chain Idler: Automatic Adjustment
Gear Box Manufacturer: Comer
Gear Box Description: Model T-27D
Gear Box HP (Through Gears): 55 HP
Gear Box HP (Straight Through): 105 HP
Tractor RPM: 540 RPM
Impeller RPM: 540 RPM
Auger RPM: 175 RPM
PTO Manufacturer: Comer
PTO Description: 60
PTO Clutch Setting (Number): 1900
Shearbolt Bolt Size and Grade (PTO):
M10 6.8 Metric
Shearbolt Bolt Size and Grade (Auger):
5/16 In. 5 SAE
Skid Shoe: Adjustable
Skid Shoe Material: Steel
End Plate Thickness: 1/4 In.
Back Plate Thickness: 11 Gauge
Impeller Housing Thickness: 1/4 In.
Impeller Blade Thickness: 3/8 In.
Side Panel Bottom Thickness: 5/8 In.

Cutting Edge: Bolt-on/Reversible
Cutting Edge Dimension: 1/2 In. x 4 In.
Chute Diameter: 12-3/4 In.
Chute Base: Heavy Duty
Chute Rotation: 270 Degrees
Parking Stand: Standard
Hitch Category: Category II
Quick Hitch Compatibility:
Quick Coupler Compatible
HP Requirements (Minimum-Maximum HP):
45-95 HP
Operating Weight: 1552 lbs.
Shipping Weight: 1597 lbs.
Approximate Set-Up Time: 90 Minutes
Chute Deflector Adjustment (Standard):
Manual - Must Choose a Chute Option
Chute Deflector Adjustment Options:
Hydraulic Cylinder (2 In. x 8 In.)
Including Hoses and Tips
Chute Rotation (Standard):
Hydraulic Motor Chute Rotation
Including Hoses and Tips
Chute Rotation Options: N/A
Chute:
Two Part, Includes Manual Deflector
Three Part, Includes Cylinder
(2 In. x 8 In.), Hoses and Tips
Dual Auger: 14 In. Diameter Auger
Rotating Drum (Including Hoses and Tips):
N/A

CODE	ATTACHMENT IDENTIFIER	DESCRIPTION	SUGGESTED LIST PRICE USD (\$)
------	-----------------------	-------------	-------------------------------

Select One Code From Each Required Category

BASE MACHINE

3814XF	SB1388 - 88 In. 3-Point Commercial Snowblower with Hydraulic Motor Chute Rotation and Single Auger - U.S.	8,128.97
--------	---	----------

CHUTES

1000	2 Part Chute <i>Includes manual deflector.</i>	In Base Price
1010	3 Part Chute <i>Includes cylinders, hoses, and tips.</i>	608.00

ATTACHMENTS - ORDER AS DESIRED

9000	Cutting Edge - CHT400 Steel	257.11
9010	2nd Auger Kit <i>14 In. diameter.</i>	932.41

FRONTIER PRODUCTS

Snow Products

SB1388 - 88 In. 3-Point Commercial Snowblower with Hydraulic Motor Chute Rotation and Single Auger - U.S.

Continued

CODE	ATTACHMENT IDENTIFIER	DESCRIPTION	SUGGESTED LIST PRICE USD (\$)
ATTACHMENTS - ORDER AS DESIRED ...Continued...			
9020		Drift Cutters	420.00
9030		Hydraulic Cylinder Kit for Chute Deflector	300.00
ATTACHMENTS FOR FIELD CONVERSION			
		Miscellaneous:	
	5RDF0005	2nd Auger Kit - 14 In. Diameter	977.67
	5RDF0001	Cutting Edge - CHT400 Steel	213.52
	5RDF0014	Drift Cutters	440.17
	5RDF0009	Hydraulic Cylinder Kit for Chute Deflector	314.56

FRONTIER PRODUCTS

Snow Products

SB1392R - 92 In. 3-Point Commercial Rotating Drum Snowblower with Hydraulic Motor Chute Rotation and Single Auger - U.S.

Equipment for Base Machine

Function: Snow Removal
Working Width: 92 In.
Transport Width: 93 In.
Working Height: 44 In.
Length: 67 In.
Single/Dual Auger: Single/Dual
Auger Diameter: 24 In.
Auger Flighting Thickness: 7/16 In.
Impeller Diameter: 31-1/2 In.
Impeller Width: 14 In.
Impeller Shaft Diameter: 2 In.
Number of Impeller Blades: 6
Roller Chain: 80
Drive Sprocket: 12 Teeth
Driven Sprocket: 34 Teeth
Chain Idler: Automatic Adjustment
Gear Box Manufacturer: Comer
Gear Box Description: Model T-279A
Gear Box HP (Through Gears): 100 HP
Gear Box HP (Straight Through): 185 HP
Tractor RPM: 540/1000 RPM
Impeller RPM: 540 RPM
Auger RPM: 190 RPM
PTO Manufacturer: Comer
PTO Description: 80
PTO Clutch Setting (Number): 3000
Shearbolt Bolt Size and Grade (PTO):
M10 6.8 Metric
Shearbolt Bolt Size and Grade (Auger):
5/16 In. 5 SAE
Skid Shoe: Adjustable
Skid Shoe Material: Steel
End Plate Thickness: 5/16 In.
Back Plate Thickness: 10 Gauge
Impeller Housing Thickness: 3/16 In.
Impeller Blade Thickness: 1/2 In.
Side Panel Bottom Thickness: 5/8 In.

Cutting Edge: Bolt-on/Reversible
Cutting Edge Dimension: 1/2 In. x 4 In.
Chute Diameter: 14-7/8 In.
Chute Base: Heavy Duty
Chute Rotation: 270 Degrees
Parking Stand: Standard
Hitch Category: Category II
Quick Hitch Compatibility:
Quick Coupler Compatible
HP Requirements (Minimum-Maximum HP):
75-125 HP
Operating Weight: 2183 lbs.
Shipping Weight: 2230 lbs.
Approximate Set-Up Time: 100 Minutes
Chute Deflector Adjustment (Standard):
Manual - Must Choose a Chute Option
Chute Deflector Adjustment Options:
Hydraulic Cylinder (2 In. x 8 In.)
Including Hoses and Tips
Chute Rotation (Standard):
Hydraulic Motor Chute Rotation
Including Hoses and Tips
Chute Rotation Options: N/A
Chute:
Two Part, Includes Manual Deflector
Three Part, Includes Cylinder
(2 In. x 8 In.), Hoses, and Tips
Dual Auger: 15 In. Diameter Auger
Rotating Drum (Including Hoses and Tips):
Standard

CODE	ATTACHMENT IDENTIFIER	DESCRIPTION	SUGGESTED LIST PRICE USD (\$)
------	-----------------------	-------------	-------------------------------

Select One Code From Each Required Category

BASE MACHINE

3817XF	SB1392R - 92 In. 3-Point Commercial Rotating Drum Snowblower with Hydraulic Motor Chute Rotation and Single Auger - U.S.	11,583.20
--------	---	-----------

CHUTES

1000	2 Part Chute <i>Includes manual deflector.</i>	In Base Price
1010	3 Part Chute <i>Includes cylinders, hoses, and tips.</i>	557.00

ATTACHMENTS - ORDER AS DESIRED

9000	Cutting Edge - CHT400 Steel	257.11
9010	2nd Auger Kit <i>15 In. diameter.</i>	1,035.00

FRONTIER PRODUCTS

Snow Products

SB1392R - 92 In. 3-Point Commercial Rotating Drum Snowblower with Hydraulic Motor Chute Rotation and Single Auger - U.S.

Continued

CODE	ATTACHMENT IDENTIFIER	DESCRIPTION	SUGGESTED LIST PRICE USD (\$)
ATTACHMENTS - ORDER AS DESIRED ...Continued...			
9020		Drift Cutters	348.58
9030		Hydraulic Cylinder Kit for Chute Deflector	300.00
9040		Reducer 1000 to 540 RPM for 13 Series Snowblowers, Models (SB1392, SB1308, SB1309) <i>Bundle Number 5RDF0023 is needed to complete kit.</i>	3,078.44
9050		Quick Disconnect Yoke Series 08, 1-3/4 In., 20 Splines for Series 13 Snowblowers, Models (SB1392, SB1308, SB1309) <i>Bundle Number 5RDF0022 is needed to complete kit.</i>	255.14
ATTACHMENTS FOR FIELD CONVERSION			
		Miscellaneous:	
	5RDF0006	2nd Auger Kit - 15 In. Diameter	1,084.99
	5RDF0002	Cutting Edge - CHT400 Steel	213.52
	5RDF0015	Drift Cutters	468.45
	5RDF0009	Hydraulic Cylinder Kit for Chute Deflector	314.56
	5RDF0023	Quick disconnect Yoke series 08, 1-3/4", 20 splines for series 13 snowblowers, models (SB1392, SB1308, and SB1309) <i>Bundle Number 5RDF0022 is needed to complete kit.</i>	267.52
	5RDF0022	Reducer 1000 to 540 RPM for 13 series snowblowers, models (SB1392, SB1308, and SB1309) <i>Bundle Number 5RDF0023 is needed to complete kit.</i>	3,227.88

FRONTIER PRODUCTS

Snow Products

SB1392 - 92 In. 3-Point Commercial Snowblower with Hydraulic Motor Chute Rotation and Single Auger - U.S. Equipment for Base Machine

Function: Snow Removal
Working Width: 92 In.
Transport Width: 93 In.
Working Height: 44 In.
Length: 65.5 In.
Single/Dual Auger: Single/Dual
Auger Diameter: 24 In.
Auger Flighting Thickness: 7/16 In.
Impeller Diameter: 31-1/2 In.
Impeller Width: 14 In.
Impeller Shaft Diameter: 2 In.
Number of Impeller Blades: 6
Roller Chain: 80
Drive Sprocket: 12 Teeth
Driven Sprocket: 34 Teeth
Chain Idler: Automatic Adjustment
Gear Box Manufacturer: Comer
Gear Box Description: Model T-279A
Gear Box HP (Through Gears): 100 HP
Gear Box HP (Straight Through): 185 HP
Tractor RPM: 540/1000 RPM
Impeller RPM: 540 RPM
Auger RPM: 190 RPM
PTO Manufacturer: Comer
PTO Description: 80
PTO Clutch Setting (Number): 3000
Shearbolt Bolt Size and Grade (PTO):
M10 6.8 Metric
Shearbolt Bolt Size and Grade (Auger):
5/16 In. 5 SAE
Skid Shoe: Adjustable
Skid Shoe Material: Steel
End Plate Thickness: 5/16 In.
Back Plate Thickness: 10 Gauge
Impeller Housing Thickness: 1/4 In.
Impeller Blade Thickness: 1/2 In.
Side Panel Bottom Thickness: 3/4 In.

Cutting Edge: Bolt-on/Reversible
Cutting Edge Dimension: 1/2 In. x 5 In.
Chute Diameter: 14-7/8 In.
Chute Base: Heavy Duty
Chute Rotation: 270 Degrees
Parking Stand: Standard
Hitch Category: Category II
Quick Hitch Compatibility:
Quick Coupler Compatible
HP Requirements (Minimum-Maximum HP):
75-125 HP
Operating Weight: 2044 lbs.
Shipping Weight: 2100 lbs.
Approximate Set-Up Time: 100 Minutes
Chute Deflector Adjustment (Standard):
Manual - Must Choose a Chute Option
Chute Deflector Adjustment Options:
Hydraulic Cylinder (2 In. x 8 In.)
Including Hoses and Tips
Chute Rotation (Standard):
Hydraulic Motor Chute Rotation
Including Hoses and Tips
Chute Rotation Options: N/A
Chute:
Two Part, Includes Manual Deflector
Three Part, Includes Cylinder
(2 In. x 8 In.), Hoses and Tips
Dual Auger: 15 In. Diameter Auger
Rotating Drum (Including Hoses and Tips):
N/A

CODE	ATTACHMENT IDENTIFIER	DESCRIPTION	SUGGESTED LIST PRICE USD (\$)
------	-----------------------	-------------	-------------------------------

Select One Code From Each Required Category

BASE MACHINE

3816XF	SB1392 - 92 In. 3-Point Commercial Snowblower with Hydraulic Motor Chute Rotation and Single Auger - U.S.	10,006.00
--------	---	-----------

CHUTES

1000	2 Part Chute <i>Includes manual deflector.</i>	In Base Price
1010	3 Part Chute <i>Includes cylinders, hoses, and tips.</i>	557.00

ATTACHMENTS - ORDER AS DESIRED

9000	Cutting Edge - CHT400 Steel	257.11
9010	2nd Auger Kit <i>15 In. diameter.</i>	1,035.00

FRONTIER PRODUCTS

Snow Products

SB1392 - 92 In. 3-Point Commercial Snowblower with Hydraulic Motor Chute Rotation and Single Auger - U.S.

Continued

CODE	ATTACHMENT IDENTIFIER	DESCRIPTION	SUGGESTED LIST PRICE USD (\$)
ATTACHMENTS - ORDER AS DESIRED ...Continued...			
9020		Drift Cutters	348.58
9030		Hydraulic Cylinder Kit for Chute Deflector	300.00
9040		Reducer 1000 to 540 RPM for 13 Series Snowblowers, Models (SB1392, SB1308, SB1309) <i>Bundle Number 5RDF0023 is needed to complete kit.</i>	3,078.44
9050		Quick Disconnect Yoke Series 08, 1-3/4 In., 20 Splines for Series 13 Snowblowers, Models (SB1392, SB1308, SB1309) <i>Bundle Number 5RDF0022 is needed to complete kit.</i>	255.14
ATTACHMENTS FOR FIELD CONVERSION			
		Miscellaneous:	
	5RDF0006	2nd Auger Kit - 15 In. Diameter	1,084.99
	5RDF0002	Cutting Edge - CHT400 Steel	213.52
	5RDF0015	Drift Cutters	468.45
	5RDF0009	Hydraulic Cylinder Kit for Chute Deflector	314.56
	5RDF0023	Quick disconnect Yoke series 08, 1-3/4", 20 splines for series 13 snowblowers, models (SB1392, SB1308, and SB1309) <i>Bundle Number 5RDF0022 is needed to complete kit.</i>	267.52
	5RDF0022	Reducer 1000 to 540 RPM for 13 series snowblowers, models (SB1392, SB1308, and SB1309) <i>Bundle Number 5RDF0023 is needed to complete kit.</i>	3,227.88

FRONTIER PRODUCTS

Snow Products

SB2164 - 64 In Hydraulic, 300 Series Carrier Loader Mount Snowblower with Hydraulic Chute Rotation and HP2025 Hydraulic Power Unit - U.S.

Equipment for Base Machine

Function: Snow Removal
 Working Width: 64 In. (1,625.6 mm)
 Transport Width: 64 In. (1,625.6 mm)
 Working Height: 27 In. (685.8 mm)
 Single/Dual Auger: Single
 Auger Diameter: 15 In.
 Auger Flighting Thickness: 5/16 In. (8 mm)
 Impeller Diameter: 24 In. (609.6 mm)
 Impeller Width: 7 In. (177.8 mm)
 Impeller Shaft Diameter: 1.25 In. (31.75 mm)
 Number of Impeller Blades: 4
 Auger Drive: Hydraulic
 Impeller Drive: Hydraulic
 Impeller RPM: 680 RPM
 Auger RPM: 200 RPM
 Skid Shoe: Adjustable
 Skid Shoe Material: Steel
 End Plate Thickness: 3/16 In. (4.8 mm)
 Back Plate Thickness: 11 Gauge (3.18 mm)
 Impeller Housing Thickness: 3/16 In. (4.8 mm)
 Impeller Blade Thickness: 1/4 In. (6.4 mm)
 Side Panel Bottom Thickness: 1/2 In. (12.7 mm)
 Cutting Edge: Replaceable
 Cutting Edge Dimension: 3/8 In. x 2 In. (9.5 mm x 50.8 mm)
 Chute Diameter: 8.25 In. (209.6 mm)
 Chute Base: Standard
 Chute Rotation: 270 Degrees
 Operating Weight: 760 lbs. (344.7 kg)
 Shipping Weight: 840 lbs. (381 kg)
 Approximate Set-Up Time: 120 Minutes
 Chute Deflector Adjustment (Standard):

Must Choose an option Manual Tie Rod or Hydraulic Cylinder
 Chute Deflector Adjustment Options:
 Electric Solenoid Valve, Switch, and Hydraulic Cylinder
 Chute: Two Part ONLY
 Dual Auger: N/A
 Rotating Drum (Including Hoses and Tips): N/A
 Function: Hydraulic Power Unit
 Pressure: 2700 psi
 Flow: 16 gpm
 Reservoir Capacity: 15 gal.
 System Capacity: 17 gal.
 System Features: Pressure relieve valve, filter, temperature and oil level gauge, and thermal protection switch
 Hoses, Tips, and Brackets included
 Tractor RPM: 540 RPM
 PTO Manufacturer: Comer
 Parking Stand: Standard
 Hitch Category: Category I
 Quick Hitch Compatibility: iMatch Compatible
 Approximate Set-Up Time: 120 Minutes

CODE	ATTACHMENT IDENTIFIER	DESCRIPTION	SUGGESTED LIST PRICE USD (\$)
------	-----------------------	-------------	-------------------------------

Select One Code From Each Required Category

BASE MACHINE

3822XF	SB2164 - 64 In Hydraulic, 300 Series Carrier Loader Mount Snowblower with Hydraulic Chute Rotation and HP2025 Hydraulic Power Unit - U.S. <i>Must only be used with HP2025 Hydraulic Power Unit.</i>	12,464.00
--------	---	-----------

HYDRAULIC POWER UNITS

1000	HP2025 - Hydraulic Power Unit, 25 HP <i>Includes wiring harness to control the loader mounted implement.</i>	In Base Price
1095	Less HP2025 Hydraulic Power Unit	-6,304.00

OIL COOLER

2000	Oil Cooler for HP2025 and HP2134 Hydraulic Power Units <i>Includes high efficiency oil cooler, electric fan, bolted support, hoses, fittings and installation instructions. Recommended for application generating high heat. Not available with option Code 1095.</i>	In Base Price
2095	Less Oil Cooler	-1,660.00

FRONTIER PRODUCTS

Snow Products

SB2164 - 64 In Hydraulic, 300 Series Carrier Loader Mount Snowblower with Hydraulic Chute Rotation and HP2025 Hydraulic Power Unit - U.S.

Continued

CODE	ATTACHMENT IDENTIFIER	DESCRIPTION	SUGGESTED LIST PRICE USD (\$)
CHUTES			
3000		SB21 Manual Chute Deflection <i>Includes manual deflector.</i>	In Base Price
3010		SB2164 Hydraulic Chute Deflection <i>Includes cylinders, hoses and fittings.</i>	585.00
ATTACHMENTS - ORDER AS DESIRED			
9020		Drift Cutters (SB21)	140.00
9040		Additional Wiring Harness for HP2025 and HP2134 Hydraulic Power Units for Open Operator Station Tractors <i>Includes complete wiring harness from battery to switch in the console. Not available with option Code 1095.</i>	92.00
ATTACHMENTS FOR FIELD CONVERSION			
5RDF0038		Miscellaneous: Additional Wiring Harness for HP2025 and HP2134 Hydraulic Power Units for Open Operator Station Tractors <i>Includes complete wiring harness from battery to switch in the console.</i>	100.04
5RDF0026		Drift Cutters (SB21)	152.23
5RDF0027		Kit for Hydraulic Chute Deflector (SB2164)	640.71
5RDF0036		Oil Cooler for HP2025 and HP2134 Hydraulic Power Units <i>Includes high efficiency oil cooler, electric fan, bolted support, hoses, fittings and installation instructions. Recommended for application generating high heat.</i>	1,816.59
5RDF0039		Wiring Harness for HP2025 and HP2134 Hydraulic Power Units to control Loader Mounted Attachment <i>Includes complete wiring harness from switch in the console to 3 cavities connectors for front implements.</i>	88.55

FRONTIER PRODUCTS

Snow Products

SB2176 - 76 In. Hydraulic, 400 Series Carrier Loader Mount Snowblower with Hydraulic Chute Rotation and HP2134 Hydraulic Power Unit - U.S. Equipment for Base Machine

Function: Snow Removal
 Working Width: 76 In. (1,931.4 mm)
 Transport Width: 76 In. (1,931.4 mm)
 Working Height: 27 In. (685.8 mm)
 Single/Dual Auger: Single
 Auger Diameter: 15 In.
 Auger Flighting Thickness: 5/16 In. (8 mm)
 Impeller Diameter: 24 In. (609.6 mm)
 Impeller Width: 8.5 In. (215.9 mm)
 Impeller Shaft Diameter: 1.25 In. (31.75 mm)
 Number of Impeller Blades: 4
 Auger Drive: Hydraulic
 Impeller Drive: Hydraulic
 Impeller RPM: 580 RPM
 Auger RPM: 180 RPM
 Skid Shoe: Adjustable
 Skid Shoe Material: Steel
 End Plate Thickness: 3/16 In. (4.8 mm)
 Back Plate Thickness: 11 Gauge (3.18 mm)
 Impeller Housing Thickness: 3/16 In. (4.8 mm)
 Impeller Blade Thickness: 5/16 In. (8 mm)
 Side Panel Bottom Thickness: 1/2 In. (12.7 mm)
 Cutting Edge: Replaceable
 Cutting Edge Dimension: 1/2 In. x 3 In. (12.7 mm x 76.2 mm)
 Chute Diameter: 12 In. (0.3m)
 Chute Base: Standard
 Chute Rotation: 270 Degrees
 Operating Weight: 760 lbs. (344.7 kg)
 Shipping Weight: 840 lbs. (381 kg)
 Approximate Set-Up Time: 120 Minutes
 Chute Deflector Adjustment (Standard):

Must Choose an option Manual or Hydraulic
 Adjustable Tie Rod or Hydraulic
 Chute Deflector Adjustment Options:
 Electric Solenoid Valve, Switch, Wiring Harness
 and Hydraulic Cylinder
 Chute: Two Part ONLY
 Dual Auger: N/A
 Rotating Drum (Including Hoses and Tips):
 N/A
 Function: Hydraulic Power Unit
 Pressure: 2700 psi
 Flow: 16 gpm
 Reservoir Capacity: 15 gal.
 System Capacity: 17 gal.
 System Features: Pressure relieve valve, filter,
 temperature
 and oil level gauge, and thermal protection switch
 Hoses, Tips, and Brackets included
 Tractor RPM: 540 RPM
 PTO Manufacturer: Comer
 Parking Stand: Standard
 Hitch Category: Category I
 Quick Hitch Compatibility:
 iMatch Compatible
 Approximate Set-Up Time: 120 Minutes

CODE	ATTACHMENT IDENTIFIER	DESCRIPTION	SUGGESTED LIST PRICE USD (\$)
------	-----------------------	-------------	-------------------------------

Select One Code From Each Required Category

BASE MACHINE

3821XF	SB2176 - 76 In. Hydraulic, 400 Series Carrier Loader Mount Snowblower with Hydraulic Chute Rotation and HP2134 Hydraulic Power Unit - U.S. <i>Must only be used with HP2134 Hydraulic Power Unit.</i>	13,094.00
--------	--	-----------

HYDRAULIC POWER UNITS

1010	HP2134 - Hydraulic Power Unit, 34 HP <i>Includes wiring harness to control the loader mounted implement.</i>	In Base Price
1095	Less HP2134 Hydraulic Power Unit	-6,412.00

OIL COOLER

2000	Oil Cooler for HP2025 and HP2134 Hydraulic Power Units <i>Includes high efficiency oil cooler, electric fan, bolted support, hoses, fittings and installation instructions. Recommended for application generating high heat. Not available with option Code 1095.</i>	In Base Price
2095	Less Oil Cooler	-1,660.00

FRONTIER PRODUCTS

Snow Products

SB2176 - 76 In. Hydraulic, 400 Series Carrier Loader Mount Snowblower with Hydraulic Chute Rotation and HP2134 Hydraulic Power Unit - U.S.

Continued

CODE	ATTACHMENT IDENTIFIER	DESCRIPTION	SUGGESTED LIST PRICE USD (\$)
CHUTES			
3000		SB21 Manual Chute Deflection <i>Includes manual deflector.</i>	In Base Price
3010		SB2176 Hydraulic Chute Deflection <i>Includes cylinders, hoses and fittings.</i>	585.00
ATTACHMENTS - ORDER AS DESIRED			
9020		Drift Cutters (SB21)	140.00
9040		Additional Wiring Harness for HP2025 and HP2134 Hydraulic Power Units for Open Operator Station Tractors <i>Includes complete wiring harness from battery to switch in the console. Not available with option Code 1095.</i>	92.00
ATTACHMENTS FOR FIELD CONVERSION			
5RDF0038		Miscellaneous: Additional Wiring Harness for HP2025 and HP2134 Hydraulic Power Units for Open Operator Station Tractors <i>Includes complete wiring harness from battery to switch in the console.</i>	100.04
5RDF0026		Drift Cutters (SB21)	152.23
5RDF0037		Hydraulic Power Unit Cooler Upgrade (HP2134) <i>Includes complete cooling unit and thermal by-pass manifold. Bolted support for manifold, hoses, fittings, wiring harness and installation instructions. Only for first year power units sold together with a SB2176. Recommended for application generating high heat.</i>	2,505.58
5RDF0025		Kit for Hydraulic Chute Deflector (SB2176)	640.71
5RDF0036		Oil Cooler for HP2025 and HP2134 Hydraulic Power Units <i>Includes high efficiency oil cooler, electric fan, bolted support, hoses, fittings and installation instructions. Recommended for application generating high heat.</i>	1,816.59
5RDF0039		Wiring Harness for HP2025 and HP2134 Hydraulic Power Units to control Loader Mounted Attachment <i>Includes complete wiring harness from switch in the console to 3 cavities connectors for front implements.</i>	88.55

FRONTIER PRODUCTS

Snow Products

SB1148 - 48 In. 3-Point Medium Snowblower - Canada Equipment for Base Machine

Function: Snow Removal
Working Width: 48 In.
Transport Width: 48.5 In.
Working Height: 24 5/8 In.
Length: 38.5 In.
Single/Dual Auger: Single
Auger Diameter: 15 In.
Auger Flighting Thickness: 1/4 In.
Impeller Diameter: 20 In.
Impeller Width: 6 In.
Impeller Shaft Diameter: 1 In.
Number of Impeller Blades: 4
Roller Chain: 50
Drive Sprocket: 17 Teeth
Driven Sprocket: 36 Teeth
Chain Idler: Manual Adjustment
Gear Box Manufacturer: Comer
Gear Box Description: Model L-25J
Gear Box HP (Through Gears): 11
Gear Box HP (Straight Through): 30
Tractor RPM: 540 RPM
Impeller RPM: 540 RPM
Auger RPM: 170 RPM
PTO Manufacturer: Comer
PTO Description: 20
PTO Clutch Setting (Number): 900
Shearbolt Bolt Size and Grade (PTO):
M6 8.8 Metric
Shearbolt Bolt Size and Grade (Auger):
1/4 In. 5 SAE
Skid Shoe: Adjustable
Skid Shoe Material: Steel
End Plate Thickness: 3/16 In.
Back Plate Thickness: 12 Gauge
Impeller Housing Thickness: 12 Gauge
Impeller Blade Thickness: 3/16 In.
Side Panel Bottom Thickness: 3/16 In.

Cutting Edge: Welded
Cutting Edge Dimension: 3/8 In. x 2 In.
Chute Diameter: 8 In.
Chute Base: Standard
Chute Rotation: 215 Degrees
Parking Stand: Standard
Hitch Category: Category I
Quick Hitch Compatibility:
iMatch Compatible
HP Requirements (Minimum-Maximum HP):
16-35 HP
Operating Weight: 375 lbs.
Shipping Weight: 415 lbs.
Approximate Set-up Time: 60 Minutes
Chute Deflector Adjustment (Standard):
Manual
Chute Deflector Adjustment Options:
Hydraulic Cylinder (2 In. x 5 In.)
Including Brackets, Hoses, and Tips
Electric Actuator (5 In.)
Including Hardware, Switch, and Electric Cable
Chute Rotation (Standard): Must Choose
an Option, Manual or Hydraulic
Chute Rotation Options:
Manual, Worm Gear with Crank
Hydraulic: Motor
Including Flow Restrictors, Hoses, and Tips
Chute: Two Part ONLY
Dual Auger: N/A
Rotating Drum (Including Hoses and Tips):
N/A

CODE	ATTACHMENT IDENTIFIER	DESCRIPTION	SUGGESTED LIST PRICE USD (\$)
------	-----------------------	-------------	-------------------------------

Select One Code From Each Required Category

BASE MACHINE

380AXF	SB1148 - 48 In. 3-Point Medium Snowblower - Canada	2,486.26
--------	--	----------

CHUTES

1000	Manual Chute Rotation Kit	In Base Price
1010	Hydraulic Cylinder Kit for Chute Rotation	335.03

ATTACHMENTS - ORDER AS DESIRED

9000	Hydraulic Cylinder Kit for Chute Deflector	287.31
9010	Electric Kit for Chute Deflector <i>Includes 5 In. actuator.</i>	832.50

ATTACHMENTS FOR FIELD CONVERSION

FRONTIER PRODUCTS

Snow Products

SB1148 - 48 In. 3-Point Medium Snowblower - Canada

Continued

CODE	ATTACHMENT IDENTIFIER	DESCRIPTION	SUGGESTED LIST PRICE USD (\$)
ATTACHMENTS FOR FIELD CONVERSION ...Continued...			
		Miscellaneous:	
5RDF0049A		Electric Kit for Chute Deflector - Includes 5 In. Actuator <i>For snowblowers with serial number 1XFSB11XB0111288 and above.</i>	859.82
5RDF0019		Hydraulic Cylinder Kit for Chute Deflector <i>For snowblowers with serial number 1XFSB11XB0111287 and below.</i>	262.15
5RDF0048A		Hydraulic Cylinder Kit for Chute Deflector <i>For snowblowers with serial number 1XFSB11XB0111288 and above.</i>	296.74
5RDF0017		Hydraulic Cylinder Kit for Chute Rotation <i>For snowblowers with serial number 1XFSB11XB0111287 and below.</i>	466.92
5RDF0047		Hydraulic Cylinder Kit for Chute Rotation <i>For snowblowers with serial number 1XFSB11XB0111288 and above.</i>	496.92
5RDF0016		Manual Chute Rotation Kit (SB11) <i>For snowblowers with serial number 1XFSB11XB0111287 and below.</i>	148.93
5RDF0046		Manual Chute Rotation Kit (SB11) <i>For snowblowers with serial number 1XFSB11XB0111288 and above.</i>	150.57

FRONTIER PRODUCTS

Snow Products

SB1154 - 54 In. 3-Point Medium Snowblower - Canada Equipment for Base Machine

Function: Snow Removal
Working Width: 54 In.
Transport Width: 54.5 In.
Working Height: 26 In.
Length: 41 In.
Single/Dual Auger: Single
Auger Diameter: 15 In.
Auger Flighting Thickness: 5/16 In.
Impeller Diameter: 24 In.
Impeller Width: 7 In.
Impeller Shaft Diameter: 1-3/8 In.
Number of Impeller Blades: 4
Roller Chain: 60
Drive Sprocket: 10 Teeth
Driven Sprocket: 32 Teeth
Chain Idler: Manual Adjustment
Gear Box Manufacturer: Comer
Gear Box Description: Model T-281A
Gear Box HP (Through Gears): 23 HP
Gear Box HP (Straight Through): 60 HP
Tractor RPM: 540 RPM
Impeller RPM: 540 RPM
Auger RPM: 170 RPM
PTO Manufacturer: Comer
PTO Description: 40
PTO Clutch Setting (Number): 1300
Shearbolt Bolt Size and Grade (PTO):
M10 8.8 Metric
Shearbolt Bolt Size and Grade (Auger):
5/16 In. 5 SAE
Skid Shoe: Adjustable
Skid Shoe Material: Steel
End Plate Thickness: 3/16 In.
Back Plate Thickness: 12 Gauge
Impeller Housing Thickness: 12 Gauge
Impeller Blade Thickness: 3/16 In.
Side Panel Bottom Thickness: 3/16 In.

Cutting Edge: Welded
Cutting Edge Dimension: 3/8 In. x 2 In.
Chute Diameter: 8 In.
Chute Base: Standard
Chute Rotation: 215 Degrees
Parking Stand: Standard
Hitch Category: Category I
Quick Hitch Compatibility:
iMatch Compatible
HP Requirements (Minimum-Maximum HP):
16-35 HP
Operating Weight: 455 lbs.
Shipping Weight: 495 lbs.
Approximate Set-up Time: 60 Minutes
Chute Deflector Adjustment (Standard):
Manual
Chute Deflector Adjustment Options:
Hydraulic Cylinder (2 In. x 5 In.)
Including Brackets, Hoses, and Tips
Electric Actuator (5 In.)
Including Hardware, Switch, and Electric Cable
Chute Rotation (Standard): Must Choose an
Option - Manual or Hydraulic
Chute Rotation Options:
Manual, Worm Gear with Crank
Hydraulic: Motor
Including Flow Restrictors, Hoses, and Tips
Chute: Two Part ONLY
Dual Auger: MN/A
Rotating Drum (Including Hoses and Tips):
N/A

CODE	ATTACHMENT IDENTIFIER	DESCRIPTION	SUGGESTED LIST PRICE USD (\$)
------	-----------------------	-------------	-------------------------------

Select One Code From Each Required Category

BASE MACHINE

380BXF	SB1154 - 54 In. 3-Point Medium Snowblower - Canada	2,762.44
--------	--	----------

CHUTES

1000	Manual Chute Rotation Kit	In Base Price
1010	Hydraulic Cylinder Kit for Chute Rotation	335.03

ATTACHMENTS - ORDER AS DESIRED

9000	Hydraulic Cylinder Kit for Chute Deflector	287.31
9010	Electric Kit for Chute Deflector <i>Includes 5 In. actuator.</i>	832.50

ATTACHMENTS FOR FIELD CONVERSION

FRONTIER PRODUCTS

Snow Products

SB1154 - 54 In. 3-Point Medium Snowblower - Canada

Continued

CODE	ATTACHMENT IDENTIFIER	DESCRIPTION	SUGGESTED LIST PRICE USD (\$)
ATTACHMENTS FOR FIELD CONVERSION ...Continued...			
		Miscellaneous:	
5RDF0020		Electric Kit for Chute Deflector - Includes 4 In. Actuator <i>For snowblowers with serial number 1XFSB11XB0111287 and below.</i>	869.29
5RDF0049A		Electric Kit for Chute Deflector - Includes 5 In. Actuator <i>For snowblowers with serial number 1XFSB11XB0111288 and above.</i>	859.82
5RDF0019		Hydraulic Cylinder Kit for Chute Deflector <i>For snowblowers with serial number 1XFSB11XB0111287 and below.</i>	262.15
5RDF0048A		Hydraulic Cylinder Kit for Chute Deflector <i>For snowblowers with serial number 1XFSB11XB0111288 and above.</i>	296.74
5RDF0017		Hydraulic Cylinder Kit for Chute Rotation <i>For snowblowers with serial number 1XFSB11XB0111287 and below.</i>	466.92
5RDF0047		Hydraulic Cylinder Kit for Chute Rotation <i>For snowblowers with serial number 1XFSB11XB0111288 and above.</i>	496.92
5RDF0016		Manual Chute Rotation Kit (SB11) <i>For snowblowers with serial number 1XFSB11XB0111287 and below.</i>	148.93
5RDF0046		Manual Chute Rotation Kit (SB11) <i>For snowblowers with serial number 1XFSB11XB0111288 and above.</i>	150.57

FRONTIER PRODUCTS

Snow Products

SB1164 - 64 In. 3-Point Medium Snowblower - Canada Equipment for Base Machine

Function: Snow Removal
Working Width: 64 In.
Transport Width: 64.5 In.
Working Height: 26 In.
Length: 41 In.
Single/Dual Auger: Single
Auger Diameter: 15 In.
Auger Flighting Thickness: 5/16 In.
Impeller Diameter: 24 In.
Impeller Width: 7 In.
Impeller Shaft Diameter: 1-3/8 In.
Number of Impeller Blades: 4
Roller Chain: 60
Drive Sprocket: 10 Teeth
Driven Sprocket: 32 Teeth
Chain Idler: Manual Adjustment
Gear Box Manufacturer: Comer
Gear Box Description: Model T-281A
Gear Box HP (Through Gears): 23 HP
Gear Box HP (Straight Through): 60 HP
Tractor RPM: 540 RPM
Impeller RPM: 540 RPM
Auger RPM: 170 RPM
PTO Manufacturer: Comer
PTO Description: 40
PTO Clutch Setting (Number): 1300
Shearbolt Bolt Size and Grade (PTO):
M10 8.8 Metric
Shearbolt Bolt Size and Grade (Auger):
5/16 In. 5 SAE
Skid Shoe: Adjustable
Skid Shoe Material: Steel
End Plate Thickness: 3/16 In.
Back Plate Thickness: 12 Gauge
Impeller Housing Thickness: 12 Gauge
Impeller Blade Thickness: 3/16 In.
Side Panel Bottom Thickness: 3/16 In.

Cutting Edge: Welded
Cutting Edge Dimension: 3/8 In. x 2 In.
Chute Diameter: 8 In.
Chute Base: Standard
Chute Rotation: 215 Degrees
Parking Stand: Standard
Hitch Category: Category I
Quick Hitch Compatibility:
iMatch Compatible
HP Requirements (Minimum-Maximum HP):
20-50 HP
Operating Weight: 479 lbs.
Shipping Weight: 519 lbs.
Approximate Set-Up Time: 60 Minutes
Chute Deflector Adjustment (Standard):
Manual
Chute Deflector Adjustment Options:
Hydraulic Cylinder (2 In. x 5 In.)
Including Brackets, Hoses, and Tips
Electric Actuator (5In).
Including Hardware, Switch, and Electric Cable
Chute Rotation (Standard): Must Choose an
Option - Manual or Hydraulic
Chute Rotation Options:
Manual, Worm Gear with Crank
Hydraulic: Motor
Including Flow Restrictors, Hoses, and Tips
Chute: Two Part ONLY
Dual Auger: N/A
Rotating Drum (Including Hoses and Tips):
N/A

CODE	ATTACHMENT IDENTIFIER	DESCRIPTION	SUGGESTED LIST PRICE USD (\$)
------	-----------------------	-------------	-------------------------------

Select One Code From Each Required Category

BASE MACHINE

380CXF	SB1164 - 64 In. 3-Point Medium Snowblower - Canada	2,845.69
--------	--	----------

CHUTES

1000	Manual Chute Rotation Kit	In Base Price
1010	Hydraulic Cylinder Kit for Chute Rotation	335.03

ATTACHMENTS - ORDER AS DESIRED

9000	Hydraulic Cylinder Kit for Chute Deflector	287.31
9010	Electric Kit for Chute Deflector <i>Includes 5 In. actuator.</i>	832.50

ATTACHMENTS FOR FIELD CONVERSION

FRONTIER PRODUCTS

Snow Products

SB1164 - 64 In. 3-Point Medium Snowblower - Canada

Continued

CODE	ATTACHMENT IDENTIFIER	DESCRIPTION	SUGGESTED LIST PRICE USD (\$)
ATTACHMENTS FOR FIELD CONVERSION ...Continued...			
		Miscellaneous:	
5RDF0020		Electric Kit for Chute Deflector - Includes 4 In. Actuator <i>For snowblowers with serial number 1XFSB11XB0111287 and below.</i>	869.29
5RDF0049A		Electric Kit for Chute Deflector - Includes 5 In. Actuator <i>For snowblowers with serial number 1XFSB11XB0111288 and above.</i>	859.82
5RDF0019		Hydraulic Cylinder Kit for Chute Deflector <i>For snowblowers with serial number 1XFSB11XB0111287 and below.</i>	262.15
5RDF0048A		Hydraulic Cylinder Kit for Chute Deflector <i>For snowblowers with serial number 1XFSB11XB0111288 and above.</i>	296.74
5RDF0017		Hydraulic Cylinder Kit for Chute Rotation <i>For snowblowers with serial number 1XFSB11XB0111287 and below.</i>	466.92
5RDF0047		Hydraulic Cylinder Kit for Chute Rotation <i>For snowblowers with serial number 1XFSB11XB0111288 and above.</i>	496.92
5RDF0016		Manual Chute Rotation Kit (SB11) <i>For snowblowers with serial number 1XFSB11XB0111287 and below.</i>	148.93
5RDF0046		Manual Chute Rotation Kit (SB11) <i>For snowblowers with serial number 1XFSB11XB0111288 and above.</i>	150.57

FRONTIER PRODUCTS

Snow Products

SB1174 - 74 In. 3-Point Medium Snowblower - Canada Equipment for Base Machine

Function: Snow Removal
Working Width: 74 In.
Transport Width: 74.5 In.
Working Height: 26 In.
Length: 47.5 In.
Single/Dual Auger: Single
Auger Diameter: 15 In.
Auger Flighting Thickness: 5/16 In.
Impeller Diameter: 24 In.
Impeller Width: 9 In.
Impeller Shaft Diameter: 1-3/8 In.
Number of Impeller Blades: 4
Roller Chain: 60
Drive Sprocket: 10 Teeth
Driven Sprocket: 32 Teeth
Chain Idler: Manual Adjustment
Gear Box Manufacturer: Comer
Gear Box Description: Model T-281A
Gear Box HP (Through Gears): 23 HP
Gear Box HP (Straight Through): 60 HP
Tractor RPM: 540 RPM
Impeller RPM: 540 RPM
Auger RPM: 170 RPM
PTO Manufacturer: Comer
PTO Description: 50
PTO Clutch Setting (Number): 1700
Shearbolt Bolt Size and Grade (PTO):
M10 8.8 Metric
Shearbolt Bolt Size and Grade (Auger):
5/16 In. 5 SAE
Skid Shoe: Adjustable
Skid Shoe Material: Steel
End Plate Thickness: 3/16 In.
Back Plate Thickness: 11 Gauge
Impeller Housing Thickness: 11 Gauge
Impeller Blade Thickness: 1/4 In.
Side Panel Bottom Thickness: 3/16 In.

Cutting Edge: Welded
Cutting Edge Dimension: 3/8 In. x 2 In.
Chute Diameter: 12 In.
Chute Base: Standard
Chute Rotation: 215 Degrees
Parking Stand: Standard
Hitch Category: Category I
Quick Hitch Compatibility:
iMatch Compatible
HP Requirements (Minimum-Maximum HP):
20-50 HP
Operating Weight: 590 lbs.
Shipping Weight: 635 lbs.
Approximate Set-Up Time: 60 Minutes
Chute Deflector Adjustment (Standard):
Manual
Chute Deflector Adjustment Options:
Hydraulic Cylinder (2 In. x 5 In.)
Including Brackets, Hoses and Tips
Electric Actuator (8 In.)
Including Hardware, Switch, and Electric Cable
Chute Rotation (Standard): Must Choose an
Option - Manual or Hydraulic
Manual, Worm Gear with Crank
Hydraulic: Motor
Including Flow Restrictors, Hoses, and Tips
Chute: Two Part ONLY
Dual Auger: N/A
Rotating Drum (Including Hoses and Tips):
N/A

CODE	ATTACHMENT IDENTIFIER	DESCRIPTION	SUGGESTED LIST PRICE USD (\$)
------	-----------------------	-------------	-------------------------------

Select One Code From Each Required Category

BASE MACHINE

380DXF	SB1174 - 74 In. 3-Point Medium Snowblower - Canada	3,584.77
--------	--	----------

CHUTES

1000	Manual Chute Rotation Kit	In Base Price
1010	Hydraulic Cylinder Kit for Chute Rotation	335.03

ATTACHMENTS - ORDER AS DESIRED

9000	Hydraulic Cylinder Kit for Chute Deflector	287.31
9010	Electric Kit for Chute Deflector <i>Includes 8 In. actuator.</i>	832.50

ATTACHMENTS FOR FIELD CONVERSION

FRONTIER PRODUCTS

Snow Products

SB1174 - 74 In. 3-Point Medium Snowblower - Canada

Continued

CODE	ATTACHMENT IDENTIFIER	DESCRIPTION	SUGGESTED LIST PRICE USD (\$)
ATTACHMENTS FOR FIELD CONVERSION ...Continued...			
		Miscellaneous:	
5RDF0021		Electric Kit for Chute Deflector - Includes 8 In. Actuator	859.82
5RDF0009		Hydraulic Cylinder Kit for Chute Deflector <i>For snowblowers with serial number 1XFSB11XB0111287 and below.</i>	314.56
5RDF0048A		Hydraulic Cylinder Kit for Chute Deflector <i>For snowblowers with serial number 1XFSB11XB0111288 and above.</i>	296.74
5RDF0018		Hydraulic Cylinder Kit for Chute Rotation <i>For snowblowers with serial number 1XFSB11XB0111287 and below.</i>	553.89
5RDF0047		Hydraulic Cylinder Kit for Chute Rotation <i>For snowblowers with serial number 1XFSB11XB0111288 and above.</i>	496.92
5RDF0016		Manual Chute Rotation Kit (SB11) <i>For snowblowers with serial number 1XFSB11XB0111287 and below.</i>	148.93
5RDF0046		Manual Chute Rotation Kit (SB11) <i>For snowblowers with serial number 1XFSB11XB0111288 and above.</i>	150.57

FRONTIER PRODUCTS

Snow Products

SB1184 - 84 In. 3-Point Medium Snowblower - Canada Equipment for Base Machine

Function: Snow Removal
Working Width: 84 In.
Transport Width: 85.5 In.
Working Height: 34 In.
Length: 55.5 In.
Single/Dual Auger: Single
Auger Diameter: 20 In.
Auger Flighting Thickness: 3/8 In.
Impeller Diameter: 27-1/2 In.
Impeller Width: 10.5 In.
Impeller Shaft Diameter: 1-9/16 In.
Number of Impeller Blades: 4
Roller Chain: 60
Drive Sprocket: 12 Teeth
Driven Sprocket: 38 Teeth
Chain Idler: Manual Adjustment
Gear Box Manufacturer: Comer
Gear Box Description: Model T-27D
Gear Box HP (Through Gears): 55 HP
Gear Box HP (Straight Through): 105 HP
Tractor RPM: 540 RPM
Impeller RPM: 540 RPM
Auger RPM: 170 RPM
PTO Manufacturer: Comer
PTO Description: 60
PTO Clutch Setting (Number): 1900
Shearbolt Bolt Size and Grade (PTO):
M10 6.8 Metric
Shearbolt Bolt Size and Grade (Auger):
5/16 In. 5 SAE
Skid Shoe: Adjustable
Skid Shoe Material: Steel
End Plate Thickness: 3/16 In.
Back Plate Thickness: 11 Gauge
Impeller Housing Thickness: 11 Gauge
Impeller Blade Thickness: 3/8 In.
Side Panel Bottom Thickness: 3/16 In.
Cutting Edge: Welded

Cutting Edge Dimension: 1/2 In. x 3 In.
Chute Diameter: 12 In.
Chute Base: Standard
Chute Rotation: 215 Degrees
Parking Stand: Standard
Hitch Category: Category I/II
Quick Hitch Compatibility:
iMatch Compatible and
Quick Coupler Compatible
HP Requirements (Minimum-Maximum HP):
35-90 HP
Operating Weight: 958 lbs.
Shipping Weight: 1003 lbs.
Approximate Set-Up Time: 60 Minutes
Chute Deflector Adjustment (Standard):
Manual
Chute Deflector Adjustment Options:
Hydraulic Cylinder (2 In. x 8 In.)
Including Hoses and Tips
Electric Actuator (8 In.)
Including Hardware, Switch, and Electric Cable
Chute Rotation (Standard): Must choose an
Option - Manual or Hydraulic
Chute Rotation Options:
Manual, Worm Gear with Crank
Hydraulic: Cylinder (2 In. x 8 In.),
Including Bracket, Hoses, and Tips
Chute: Two Part ONLY
Dual Auger: N/A
Rotating Drum (Including Hoses and Tips):
N/A

CODE	ATTACHMENT IDENTIFIER	DESCRIPTION	SUGGESTED LIST PRICE USD (\$)
------	-----------------------	-------------	-------------------------------

Select One Code From Each Required Category

BASE MACHINE

380EXF	SB1184 - 84 In. 3-Point Medium Snowblower - Canada	4,954.46
--------	--	----------

CHUTES

1000	Manual Chute Rotation Kit	In Base Price
1010	Hydraulic Cylinder Kit for Chute Rotation	446.56

ATTACHMENTS - ORDER AS DESIRED

9000	Hydraulic Cylinder Kit for Chute Deflector	304.57
9010	Electric Kit for Chute Deflector <i>Includes 8 In. actuator.</i>	832.50

ATTACHMENTS FOR FIELD CONVERSION

FRONTIER PRODUCTS

Snow Products

SB1184 - 84 In. 3-Point Medium Snowblower - Canada

Continued

CODE	ATTACHMENT IDENTIFIER	DESCRIPTION	SUGGESTED LIST PRICE USD (\$)
ATTACHMENTS FOR FIELD CONVERSION ...Continued...			
		Miscellaneous:	
	5RDF0021	Electric Kit for Chute Deflector - Includes 8 In. Actuator	859.82
	5RDF0009	Hydraulic Cylinder Kit for Chute Deflector	314.56
	5RDF0018	Hydraulic Cylinder Kit for Chute Rotation	553.89
	5RDF0016	Manual Chute Rotation Kit (SB11)	148.93

FRONTIER PRODUCTS

Snow Products

SB1194 - 94 In. 3-Point Medium Snowblower - Canada Equipment for Base Machine

Function: Snow Removal
 Working Width: 94 In. (2,387.6 mm)
 Transport Width: 95.5 In. (2,425.7 mm)
 Working Height: 34 In. (863.6 mm)
 Length: 55.5 In. (1,409.7 mm)
 Single/Dual Auger: Single
 Auger Diameter: 20 In. (508 mm)
 Auger Flighting Thickness: 3/8 In. (9.5 mm)
 Impeller Diameter: 27-1/2 In. (698.5 mm)
 Impeller Width: 10.5 In. (266.7 mm)
 Impeller Shaft Diameter: 1-9/16 In. (39.7 mm)
 Number of Impeller Blades: 4
 Roller Chain: 60
 Drive Sprocket: 10 Teeth
 Driven Sprocket: 32 Teeth
 Chain Idler: Manual Adjustment
 Gear Box Manufacturer: Comer
 Gear Box Description: Model T-27D
 Gear Box HP (Through Gears): 55 HP (41 kW)
 Gear Box HP (Straight Through): 105 HP (78.3 kW)
 Tractor RPM: 540 RPM
 Impeller RPM: 540 RPM
 Auger RPM: 170 RPM
 PTO Manufacturer: Comer
 PTO Description: 60
 PTO Clutch Setting (Number): 1900 N-m
 Shearbolt Bolt Size and Grade (PTO):
 M10 6.8 Metric
 Shearbolt Bolt Size and Grade (Auger):
 5/16 In. 5 SAE
 Skid Shoe: Adjustable
 Skid Shoe Material: Steel
 End Plate Thickness: 3/16 In. (4.8 mm)
 Back Plate Thickness: 11 Gauge (3.18 mm)
 Impeller Housing Thickness: 11 Gauge (3.18 mm)
 Impeller Blade Thickness: 3/8 In. (9.5 mm)
 Side Panel Bottom Thickness: 3/16 In. (4.8 mm)
 Cutting Edge: Welded

Cutting Edge Dimension: 1/2 In. x 3 In. (12.7 x 76.2 mm)
 Chute Diameter: 12 In. (304.8 mm)
 Chute Base: Standard
 Chute Rotation: 215 Degrees
 Parking Stand: Standard
 Hitch Category: Category II
 Quick Hitch Compatibility:
 Quick Coupler Compatible
 HP Requirements (Minimum-Maximum HP):
 35-90 HP (26.1 kW - 67.1 kW)
 Operating Weight: 1,121 lbs. (508.5 kg)
 Shipping Weight: 1,166 lbs. (528.9 kg)
 Approximate Set-Up Time: 60 Minutes
 Chute Deflector Adjustment (Standard):
 Manual
 Chute Deflector Adjustment Options:
 Hydraulic Cylinder (2 In. x 8 In.)
 Including Hoses and Tips
 Electric Actuator (8 In.)
 Including Hardware, Switch, and Electric Cable
 Chute Rotation (Standard): Must choose an
 Option - Manual or Hydraulic
 Chute Rotation Options:
 Manual, Worm Gear with Crank
 Hydraulic: Cylinder (2 In. x 8 In.),
 Including Bracket, Hoses, and Tips
 Chute: Two Part ONLY
 Dual Auger: N/A
 Rotating Drum (Including Hoses and Tips):
 N/A

CODE	ATTACHMENT IDENTIFIER	DESCRIPTION	SUGGESTED LIST PRICE USD (\$)
------	-----------------------	-------------	-------------------------------

Select One Code From Each Required Category

BASE MACHINE

380FXF	SB1194 - 94 In. 3-Point Medium Snowblower - Canada	5,140.24
--------	--	----------

CHUTES

1000	Manual Chute Rotation Kit	In Base Price
1010	Hydraulic Cylinder Kit for Chute Rotation	446.56

ATTACHMENTS - ORDER AS DESIRED

9000	Hydraulic Cylinder Kit for Chute Deflector	304.57
9010	Electric Kit for Chute Deflector <i>Includes 8 In. actuator.</i>	832.50

ATTACHMENTS FOR FIELD CONVERSION

FRONTIER PRODUCTS

Snow Products

SB1194 - 94 In. 3-Point Medium Snowblower - Canada

Continued

CODE	ATTACHMENT IDENTIFIER	DESCRIPTION	SUGGESTED LIST PRICE USD (\$)
ATTACHMENTS FOR FIELD CONVERSION ...Continued...			
		Miscellaneous:	
	5RDF0021	Electric Kit for Chute Deflector - Includes 8 In. Actuator	859.82
	5RDF0009	Hydraulic Cylinder Kit for Chute Deflector	314.56
	5RDF0018	Hydraulic Cylinder Kit for Chute Rotation	553.89
	5RDF0016	Manual Chute Rotation Kit (SB11)	148.93

FRONTIER PRODUCTS

Snow Products

SB1274 - 74 In. 3-Point Commercial Snowblower with Hydraulic Motor Chute Rotation and Single Auger - Canada Equipment for Base Machine

Function: Snow Removal
 Working Width: 74 In. (1,879.6 mm)
 Transport Width: 74.5 In. (1892.3 mm)
 Working Height: 30 In. (762 mm)
 Single/Dual Auger: Single
 Auger Diameter: 20 In. (508 mm)
 Auger Flighting Thickness: 3/8 In. (9.53 mm)
 Impeller Diameter: 26 In. (660.4 mm)
 Impeller Width: 10.5 In. (266.7 mm)
 Impeller Shaft Diameter: 1 9/16 In. (39.69 mm)
 Number of Impeller Blades: 4
 Roller Chain: 60
 Drive Sprocket: 10 Teeth
 Driven Sprocket: 32 Teeth
 Chain Idler: Automatic Adjustment
 Gear Box Manufacturer: Comer
 Gear Box Description: Model T-27D
 Gear Box HP (Through Gears): 55 HP (41 kW)
 Gear Box HP (Straight Through): 105 HP (78.3 kW)
 Tractor RPM: 540 RPM
 Impeller RPM: 540 RPM
 Auger RPM: 170 RPM
 PTO Manufacturer: Comer
 PTO Description: 50
 PTO Clutch Setting: 1,700 Nm (1,253.9 lbf-ft)
 Shearbolt Bolt Size and Grade (PTO):
 M10 8.8 Metric
 Shearbolt Bolt Size and Grade (Auger):
 5/16 In. 5 SAE
 Skid Shoe: Adjustable
 Skid Shoe Material: Steel

End Plate Thickness: 3/16 In. (4.8mm)
 Back Plate Thickness: 11 Gauge
 Impeller Housing Thickness: 3/16 In. (4.8mm)
 Impeller Blade Thickness: 5/16 In. (7.9mm)
 Side Panel Bottom Thickness: 1/2 In. (12.7 mm)
 Cutting Edge: Replacable
 Cutting Edge Dimension: 1/2 In. x 3 In. (12.7mm x 76.2 mm) Chute Diameter: 10.5 In. (266.7 mm)
 Chute Base: Standard
 Chute Rotation: 270 Degrees
 Parking Stand: Standard
 Hitch Category: Category I & II
 Quick Hitch Compatibility:
 iMatch & Cat. II Quick Coupler Compatible
 HP Requirements (Minimum-Maximum HP):
 30-80 HP (22.4-59.7kW)
 Operating Weight: 835 lbs. (378.7 kg)
 Shipping Weight: 875 lbs. (396.9 kg)
 Approximate Set-up Time: 60 Minutes
 Chute Deflector Adjustment (Standard): Hydraulic
 Cylinder Chute Rotation (Standard): Hydraulic
 Motor
 Chute: Three Part ONLY w/ 2" x 4" cylinder, hoses, and tips Rotating Drum (Including Hoses and Tips):
 N/A

CODE	ATTACHMENT IDENTIFIER	DESCRIPTION	SUGGESTED LIST PRICE USD (\$)
------	-----------------------	-------------	-------------------------------

Select One Code From Each Required Category

BASE MACHINE

383AXF	SB1274 - 74 In. 3-Point Commercial Snowblower with Hydraulic Motor Chute Rotation and Single Auger - Canada <i>Includes 2" x 4" cylinder, hoses, and tips for chute deflection.</i>	6,931.98
--------	--	----------

ATTACHMENTS FOR FIELD CONVERSION

5RDF0028	Miscellaneous: Cutting Edge - CHT400 Steel	289.18
----------	--	--------

FRONTIER PRODUCTS

Snow Products

**SB1274 - 74 In. 3-Point Commercial Snowblower with Hydraulic Motor Chute Rotation
and Single Auger - Canada**

Continued

THIS PAGE IS INTENTIONALLY LEFT BLANK

FRONTIER PRODUCTS

Snow Products

SB1280 - 80 In. 3-Point Commercial Snowblower with Hydraulic Motor Chute Rotation and Single Auger - Canada Equipment for Base Machine

Function: Snow Removal
Working Width: 80 In. (2,032 mm)
Transport Width: 80.5 In. (2,044.7 mm)
Working Height: 30 In. (762 mm)
Single/Dual Auger: Single
Auger Diameter: 20 In. (508 mm)
Auger Flighting Thickness: 3/8 In. (9.53 mm)
Impeller Diameter: 26 In. (660.4 mm)
Impeller Width: 10.5 In. (266.7 mm)
Impeller Shaft Diameter: 1 9/16 In. (39.69 mm)
Number of Impeller Blades: 4
Roller Chain: 60
Drive Sprocket: 10 Teeth
Driven Sprocket: 32 Teeth
Chain Idler: Automatic Adjustment
Gear Box Manufacturer: Comer
Gear Box Description: Model T-27D
Gear Box HP (Through Gears): 55 HP (41 kW)
Gear Box HP (Straight Through): 105 HP (78.3 kW)
Tractor RPM: 540 RPM
Impeller RPM: 540 RPM
Auger RPM: 170 RPM
PTO Manufacturer: Comer
PTO Description: 50
PTO Clutch Setting: 1,700 Nm (1,253.9 lbf-ft)
Shearbolt Bolt Size and Grade (PTO):
M10 8.8 Metric
Shearbolt Bolt Size and Grade (Auger):
5/16 In. 5 SAE
Skid Shoe: Adjustable
Skid Shoe Material: Steel

End Plate Thickness: 3/16 In. (4.8mm)
Back Plate Thickness: 11 Gauge
Impeller Housing Thickness: 3/16 In. (4.8mm)
Impeller Blade Thickness: 5/16 In. (7.9mm)
Side Panel Bottom Thickness: 1/2 In. (12.7 mm)
Cutting Edge: Replacable
Cutting Edge Dimension: 1/2 In. x 3 In. (12.7mm x 76.2 mm) Chute Diameter: 10.5 In. (266.7 mm)
Chute Base: Standard
Chute Rotation: 270 Degrees
Parking Stand: Standard
Hitch Category: Category I & II
Quick Hitch Compatibility:
iMatch & Cat. II Quick Coupler Compatible
HP Requirements (Minimum-Maximum HP):
30-80 HP (22.4-59.7kW)
Operating Weight: 895 lbs. (406 kg)
Shipping Weight: 935 lbs. (424.1 kg)
Approximate Set-up Time: 60 Minutes
Chute Deflector Adjustment (Standard): Hydraulic
Cylinder Chute Rotation (Standard): Hydraulic
Motor
Chute: Three Part ONLY w/ 2" x 4" cylinder, hoses, and tips Rotating Drum (Including Hoses and Tips):
N/A

CODE	ATTACHMENT IDENTIFIER	DESCRIPTION	SUGGESTED LIST PRICE USD (\$)
------	-----------------------	-------------	-------------------------------

Select One Code From Each Required Category

BASE MACHINE

383BXF	SB1280 - 80 In. 3-Point Commercial Snowblower with Hydraulic Motor Chute Rotation and Single Auger - Canada <i>Includes 2" x 4" cylinder, hoses, and tips for chute deflection.</i>	7,136.04
--------	--	----------

ATTACHMENTS FOR FIELD CONVERSION

5RDF0029	Miscellaneous: Cutting Edge - CHT400 Steel	318.28
----------	--	--------

FRONTIER PRODUCTS

Snow Products

**SB1280 - 80 In. 3-Point Commercial Snowblower with Hydraulic Motor Chute Rotation
and Single Auger - Canada**

Continued

THIS PAGE IS INTENTIONALLY LEFT BLANK

FRONTIER PRODUCTS

Snow Products

SB1308R - 8 Ft. 3-Point Commercial Rotating Drum Snowblower with Hydraulic Motor Chute Rotation and Single Auger - Canada Equipment for Base Machine

Function: Snow Removal
Working Width: 98 In.
Transport Width: 99 In.
Working Height: 44 In.
Length: 67 In.
Single/Dual Auger: Single/Dual
Auger Diameter: 24 In.
Auger Flighting Thickness: 7/16 In.
Impeller Diameter: 31-1/2 In.
Impeller Width: 14 In.
Impeller Shaft Diameter: 2 In.
Number of Impeller Blades: 6
Roller Chain: 80
Drive Sprocket: 12 Teeth
Driven Sprocket: 34 Teeth
Chain Idler: Automatic Adjustment
Gear Box Manufacturer: Comer
Gear Box Description: Model T-279A
Gear Box HP (Through Gears): 100 HP
Gear Box HP (Straight Through): 185 HP
Tractor RPM: 540/1000 RPM Optional
Impeller RPM: 540 RPM
Auger RPM: 190 RPM
PTO Manufacturer: Comer
PTO Description: 80
PTO Clutch Setting (Number): 3000
Shearbolt Bolt Size and Grade (PTO):
M10 6.8 Metric
Shearbolt Bolt Size and Grade (Auger):
5/16 In. 5 SAE
Skid Shoe: Adjustable
Skid Shoe Material: Steel
End Plate Thickness: 5/16 In.
Back Plate Thickness: 10 Gauge
Impeller Housing Thickness: 3/16 In.
Impeller Blade Thickness: 1/2 In.
Side Panel Bottom Thickness: 5/8 In.

Cutting Edge: Bolt-on/Reversible
Cutting Edge Dimension: 1/2 In. x 4 In.
Chute Diameter: 14-7/8 In.
Chute Base: Heavy Duty
Chute Rotation: 270 Degrees
Parking Stand: Standard
Hitch Category: Category II/III
Quick Hitch Compatibility:
Quick Hitch Compatible
HP Requirements (Minimum-Maximum HP):
90-180 HP
Operating Weight: 2233 lbs.
Shipping Weight: 2280 lbs.
Approximate Set-Up Time: 100 Minutes
Chute Deflector Adjustment (Standard):
Manual - Must Choose a Chute Option
Chute Deflector Adjustment Options:
Hydraulic Cylinder (2 In. x 8 In.)
Including Hoses and Tips
Chute Rotation (Standard):
Hydraulic Motor Chute Rotation
Including Hoses and Tips
Chute Rotation Options: N/A
Chute:
Two Part, Includes Manual Deflector
Three Part, Includes Cylinder
(2 In. x 8 In.), Hoses, and Tips
Dual Auger: 15 In. Diameter Auger
Rotating Drum (Including Hoses and Tips):
Standard

CODE	ATTACHMENT IDENTIFIER	DESCRIPTION	SUGGESTED LIST PRICE USD (\$)
------	-----------------------	-------------	-------------------------------

Select One Code From Each Required Category

BASE MACHINE

381BXF	SB1308R - 8 Ft. 3-Point Commercial Rotating Drum Snowblower with Hydraulic Motor Chute Rotation and Single Auger - Canada	12,293.98
--------	--	-----------

CHUTES

1000	2 Part Chute <i>Includes manual deflector.</i>	In Base Price
1010	3 Part Chute <i>Includes cylinders, hoses, and tips.</i>	565.48

ATTACHMENTS - ORDER AS DESIRED

9000	Cutting Edge - CHT400 Steel	275.26
9010	2nd Auger Kit <i>15 In. diameter.</i>	1,090.50

FRONTIER PRODUCTS

Snow Products

SB1308R - 8 Ft. 3-Point Commercial Rotating Drum Snowblower with Hydraulic Motor Chute Rotation and Single Auger - Canada

Continued

CODE	ATTACHMENT IDENTIFIER	DESCRIPTION	SUGGESTED LIST PRICE USD (\$)
ATTACHMENTS - ORDER AS DESIRED ...Continued...			
9020		Drift Cutters	353.89
9030		Hydraulic Cylinder Kit for Chute Deflector	304.57
9040		Reducer 1000 to 540 RPM for 13 Series Snowblowers, Models (SB1392, SB1308, SB1309) <i>Bundle Number 5RDF0023 is needed to complete kit.</i>	3,125.32
9050		Quick Disconnect Yoke Series 08, 1-3/4 In., 20 Splines for Series 13 Snowblowers, Models (SB1392, SB1308, SB1309) <i>Bundle Number 5RDF0022 is needed to complete kit.</i>	259.03
ATTACHMENTS FOR FIELD CONVERSION			
		Miscellaneous:	
	5RDF0007	2nd Auger Kit - 15 In. Diameter	1,126.28
	5RDF0003	Cutting Edge - CHT400 Steel	226.83
	5RDF0015	Drift Cutters	468.45
	5RDF0009	Hydraulic Cylinder Kit for Chute Deflector	314.56
	5RDF0023	Quick disconnect Yoke series 08, 1-3/4", 20 splines for series 13 snowblowers, models (SB1392, SB1308, and SB1309) <i>Bundle Number 5RDF0022 is needed to complete kit.</i>	267.52
	5RDF0022	Reducer 1000 to 540 RPM for 13 series snowblowers, models (SB1392, SB1308, and SB1309) <i>Bundle Number 5RDF0023 is needed to complete kit.</i>	3,227.88

FRONTIER PRODUCTS

Snow Products

SB1308 - 8 Ft. 3-Point Commercial Snowblower with Hydraulic Motor Chute Rotation and Single Auger - Canada

Equipment for Base Machine

Function: Snow Removal
 Working Width: 98 In.
 Transport Width: 99 In.
 Working Height: 44 In.
 Length: 65.5 In.
 Single/Dual Auger: Single/Dual
 Auger Diameter: 24 In.
 Auger Flighting Thickness: 7/16 In.
 Impeller Diameter: 31-1/2 In.
 Impeller Width: 14 In.
 Impeller Shaft Diameter: 2 In.
 Number of Impeller Blades: 6
 Roller Chain: 80
 Drive Sprocket: 12 Teeth
 Driven Sprocket: 34 Teeth
 Chain Idler: Automatic Adjustment
 Gear Box Manufacturer: Comer
 Gear Box Description: Model T-279A
 Gear Box HP (Through Gears): 100 HP
 Gear Box HP (Straight Through): 185 HP
 Tractor RPM: 540/1000 RPM Optional
 Impeller RPM: 540 RPM
 Auger RPM: 190 RPM
 PTO Manufacturer: Comer
 PTO Description: 80
 PTO Clutch Setting (Number): 3000
 Shearbolt Bolt Size and Grade (PTO):
 M10 6.8 Metric
 Shearbolt Bolt Size and Grade (Auger):
 5/16 In. 5 SAE
 Skid Shoe: Adjustable
 Skid Shoe Material: Steel
 End Plate Thickness: 5/16 In.
 Back Plate Thickness: 10 Gauge
 Impeller Housing Thickness: 1/4 In.
 Impeller Blade Thickness: 1/2 In.
 Side Panel Bottom Thickness: 3/4 In.

Cutting Edge: Bolt-on/Reversible
 Cutting Edge Dimension: 1/2 In. x 5 In.
 Chute Diameter: 14-7/8 In.
 Chute Base: Heavy Duty
 Chute Rotation: 270 Degrees
 Parking Stand: Standard
 Hitch Category: Category II/III
 Quick Hitch Compatibility:
 Quick Hitch Compatible
 HP Requirements (Minimum-Maximum HP):
 90-180 HP
 Operating Weight: 2160 lbs.
 Shipping Weight: 2205 lbs.
 Approximate Set-Up Time: 100 Minutes
 Chute Deflector Adjustment (Standard):
 Manual - Must Choose a Chute Option
 Chute Deflector Adjustment Options:
 Hydraulic Cylinder (2 In. x 8 In.)
 Including Hoses and Tips
 Chute Rotation (Standard):
 Hydraulic Motor Chute Rotation
 Including Hoses and Tips
 Chute Rotation Options: N/A
 Chute:
 Two Part, Includes Manual Deflector
 Three Part, Includes Cylinder
 (2 In. x 8 In.), Hoses and Tips
 Dual Auger: 15 In. Diameter Auger
 Rotating Drum (Including Hoses and Tips):
 N/A

CODE	ATTACHMENT IDENTIFIER	DESCRIPTION	SUGGESTED LIST PRICE USD (\$)
------	-----------------------	-------------	-------------------------------

Select One Code From Each Required Category

BASE MACHINE

381AXF	SB1308 - 8 Ft. 3-Point Commercial Snowblower with Hydraulic Motor Chute Rotation and Single Auger - Canada	10,584.85
--------	--	-----------

CHUTES

1000	2 Part Chute <i>Includes manual deflector.</i>	In Base Price
1010	3 Part Chute <i>Includes cylinders, hoses, and tips.</i>	565.48

ATTACHMENTS - ORDER AS DESIRED

9000	Cutting Edge - CHT400 Steel	275.26
9010	2nd Auger Kit <i>15 In. diameter.</i>	1,090.50

FRONTIER PRODUCTS

Snow Products

SB1308 - 8 Ft. 3-Point Commercial Snowblower with Hydraulic Motor Chute Rotation and Single Auger - Canada

Continued

CODE	ATTACHMENT IDENTIFIER	DESCRIPTION	SUGGESTED LIST PRICE USD (\$)
ATTACHMENTS - ORDER AS DESIRED ...Continued...			
9020		Drift Cutters	353.89
9030		Hydraulic Cylinder Kit for Chute Deflector	304.57
9040		Reducer 1000 to 540 RPM for 13 Series Snowblowers, Models (SB1392, SB1308, SB1309) <i>Bundle Number 5RDF0023 is needed to complete kit.</i>	3,125.32
9050		Quick Disconnect Yoke Series 08, 1-3/4 In., 20 Splines for Series 13 Snowblowers, Models (SB1392, SB1308, SB1309) <i>Bundle Number 5RDF0022 is needed to complete kit.</i>	259.03
ATTACHMENTS FOR FIELD CONVERSION			
		Miscellaneous:	
	5RDF0007	2nd Auger Kit - 15 In. Diameter	1,126.28
	5RDF0003	Cutting Edge - CHT400 Steel	226.83
	5RDF0015	Drift Cutters	468.45
	5RDF0009	Hydraulic Cylinder Kit for Chute Deflector	314.56
	5RDF0023	Quick disconnect Yoke series 08, 1-3/4", 20 splines for series 13 snowblowers, models (SB1392, SB1308, and SB1309) <i>Bundle Number 5RDF0022 is needed to complete kit.</i>	267.52
	5RDF0022	Reducer 1000 to 540 RPM for 13 series snowblowers, models (SB1392, SB1308, and SB1309) <i>Bundle Number 5RDF0023 is needed to complete kit.</i>	3,227.88

FRONTIER PRODUCTS

Snow Products

SB1309R - 9 Ft. 3-Point Commercial Rotating Drum Snowblower with Hydraulic Motor Chute Rotation and Single Auger - Canada Equipment for Base Machine

Function: Snow Removal
Working Width: 104 In.
Transport Width: 105 In.
Working Height: 44 In.
Length: 67 In.
Single/Dual Auger: Single/Dual
Auger Diameter: 24 In.
Auger Flighting Thickness: 7/16 In.
Impeller Diameter: 31-1/2 In.
Impeller Width: 14 In.
Impeller Shaft Diameter: 2 In.
Number of Impeller Blades: 6
Roller Chain: 80
Drive Sprocket: 12 Teeth
Driven Sprocket: 34 Teeth
Chain Idler: Automatic Adjustment
Gear Box Manufacturer: Comer
Gear Box Description: Model T-279A
Gear Box HP (Through Gears): 100 HP
Gear Box HP (Straight Through): 185 HP
Tractor RPM: 540/1000 RPM
Impeller RPM: 540 RPM
Auger RPM: 190 RPM
PTO Manufacturer: Comer
PTO Description: 80
PTO Clutch Setting (Number): 3000
Shearbolt Bolt Size and Grade (PTO):
M10 6.8 Metric
Shearbolt Bolt Size and Grade (Auger):
5/16 In. 5 SAE
Skid Shoe: Adjustable
Skid Shoe Material: Steel
End Plate Thickness: 5/16 In.
Back Plate Thickness: 10 Gauge
Impeller Housing Thickness: 3/16 In.
Impeller Blade Thickness: 1/2 In.
Side Panel Bottom Thickness: 5/8 In.

Cutting Edge: Bolt-on/Reversible
Cutting Edge Dimension: 1/2 In. x 4 In.
Chute Diameter: 14-7/8 In.
Chute Base: Heavy Duty
Chute Rotation: 270 Degrees
Parking Stand: Standard
Hitch Category: Category II/III
Quick Hitch Compatibility:
Quick Hitch Compatible
HP Requirements (Minimum-Maximum HP):
90-180 HP
Operating Weight: 2336 lbs.
Shipping Weight: 2385 lbs.
Approximate Set-Up Time: 100 Minutes
Chute Deflector Adjustment (Standard):
Manual - Must Choose a Chute Option
Chute Deflector Adjustment Options:
Hydraulic Cylinder (2 In. x 8 In.)
Including Hoses and Tips
Chute Rotation (Standard):
Hydraulic Motor Chute Rotation
Including Hoses and Tips
Chute Rotation Options: N/A
Chute:
Two Part, Includes Manual Deflector
Three Part, Includes Cylinder
(2 In. x 8 In.), Hoses and Tips
Dual Auger: 15 In. Diameter Auger
Rotating Drum (Including Hoses and Tips):
Standard

CODE	ATTACHMENT IDENTIFIER	DESCRIPTION	SUGGESTED LIST PRICE USD (\$)
------	-----------------------	-------------	-------------------------------

Select One Code From Each Required Category

BASE MACHINE

381CXF	SB1309R - 9 Ft. 3-Point Commercial Rotating Drum Snowblower with Hydraulic Motor Chute Rotation and Single Auger - Canada	12,587.42
--------	--	-----------

CHUTES

1000	2 Part Chute <i>Includes manual deflector.</i>	In Base Price
1010	3 Part Chute <i>Includes cylinders, hoses, and tips.</i>	565.48

ATTACHMENTS - ORDER AS DESIRED

9000	Cutting Edge - CHT400 Steel	322.40
9010	2nd Auger Kit <i>15 In. diameter.</i>	1,210.15

FRONTIER PRODUCTS

Snow Products

SB1309R - 9 Ft. 3-Point Commercial Rotating Drum Snowblower with Hydraulic Motor Chute Rotation and Single Auger - Canada

Continued

CODE	ATTACHMENT IDENTIFIER	DESCRIPTION	SUGGESTED LIST PRICE USD (\$)
ATTACHMENTS - ORDER AS DESIRED ...Continued...			
9020		Drift Cutters	353.89
9030		Hydraulic Cylinder Kit for Chute Deflector	304.57
9040		Reducer 1000 to 540 RPM for 13 Series Snowblowers, Models (SB1392, SB1308, SB1309) <i>Bundle Number 5RDF0023 is needed to complete kit.</i>	3,125.32
9050		Quick Disconnect Yoke Series 08, 1-3/4 In., 20 Splines for Series 13 Snowblowers, Models (SB1392, SB1308, SB1309) <i>Bundle Number 5RDF0022 is needed to complete kit.</i>	259.03
ATTACHMENTS FOR FIELD CONVERSION			
		Miscellaneous:	
	5RDF0008	2nd Auger Kit - 15 In. Diameter	1,248.73
	5RDF0004	Cutting Edge - CHT400 Steel	275.71
	5RDF0015	Drift Cutters	468.45
	5RDF0009	Hydraulic Cylinder Kit for Chute Deflector	314.56
	5RDF0023	Quick disconnect Yoke series 08, 1-3/4", 20 splines for series 13 snowblowers, models (SB1392, SB1308, and SB1309) <i>Bundle Number 5RDF0022 is needed to complete kit.</i>	267.52
	5RDF0022	Reducer 1000 to 540 RPM for 13 series snowblowers, models (SB1392, SB1308, and SB1309) <i>Bundle Number 5RDF0023 is needed to complete kit.</i>	3,227.88

FRONTIER PRODUCTS

Snow Products

SB1388R - 88 In. 3-Point Commercial Rotating Drum Snowblower with Hydraulic Motor Chute Rotation and Single Auger - Canada Equipment for Base Machine

Function: Snow Removal
Working Width: 88 In.
Transport Width: 88.5 In.
Working Height: 40 In.
Length: 62.5 In.
Single/Dual Auger: Single/Dual
Auger Diameter: 22 In.
Auger Flighting Thickness: 7/16 In.
Impeller Diameter: 28-1/2 In.
Impeller Width: 12 In.
Impeller Shaft Diameter: 1-9/16 In.
Number of Impeller Blades: 5
Roller Chain: 80
Drive Sprocket: 11 Teeth
Driven Sprocket: 34 Teeth
Chain Idler: Automatic Adjustment
Gear Box Manufacturer: Comer
Gear Box Description: Model T-27D
Gear Box HP (Through Gears): 55 HP
Gear Box HP (Straight Through): 105 HP
Tractor RPM: 540 RPM
Impeller RPM: 540 RPM
Auger RPM: 175 RPM
PTO Manufacturer: Comer
PTO Description: 60
PTO Clutch Setting (Number): 1900
Shearbolt Bolt Size and Grade (PTO):
M10 6.8 Metric
Shearbolt Bolt Size and Grade (Auger):
5/16 In. 5 SAE
Skid Shoe: Adjustable
Skid Shoe Material: Steel
End Plate Thickness: 1/4 In.
Back Plate Thickness: 11 Gauge
Impeller Housing Thickness: 3/16 In.
Impeller Blade Thickness: 3/8 In.
Side Panel Bottom Thickness: 5/8 In.

Cutting Edge: Bolt-on/Reversible
Cutting Edge Dimension: 1/2 In. x 4 In.
Chute Diameter: 12 3/4 In.
Chute Base: Heavy Duty
Chute Rotation: 270 Degrees
Parking Stand: Standard
Hitch Category: Category II
Quick Hitch Compatibility:
Quick Coupler Compatible
HP Requirements (Minimum-Maximum HP):
45-95 HP
Operating Weight: 1670 lbs.
Shipping Weight: 1715 lbs.
Approximate Set-Up Time: 90 Minutes
Chute Deflector Adjustment (Standard):
Manual - Must Choose a Chute Option
Chute Deflector Adjustment Options:
Hydraulic Cylinder (2 In. x 8 In.)
Including Hoses and Tips
Chute Rotation (Standard):
Hydraulic Motor Chute Rotation
Including Hoses and Tips
Chute Rotation Options: N/A
Chute:
Two Part, Includes Manual Deflector
Three Part, Includes Cylinder
(2 In. x 8 In.), Hoses and Tips
Dual Auger: 14 In. Diameter Auger
Rotating Drum (Including Hoses and Tips):
Standard

CODE	ATTACHMENT IDENTIFIER	DESCRIPTION	SUGGESTED LIST PRICE USD (\$)
------	-----------------------	-------------	-------------------------------

Select One Code From Each Required Category

BASE MACHINE

381EXF	SB1388R - 88 In. 3-Point Commercial Rotating Drum Snowblower with Hydraulic Motor Chute Rotation and Single Auger - Canada	9,677.68
--------	---	----------

CHUTES

1000	2 Part Chute <i>Includes manual deflector.</i>	In Base Price
1010	3 Part Chute <i>Includes cylinders, hoses, and tips.</i>	617.26

ATTACHMENTS - ORDER AS DESIRED

9000	Cutting Edge - CHT400 Steel	261.03
9010	2nd Auger Kit <i>14 In. diameter.</i>	946.61

FRONTIER PRODUCTS

Snow Products

SB1388R - 88 In. 3-Point Commercial Rotating Drum Snowblower with Hydraulic Motor Chute Rotation and Single Auger - Canada

Continued

CODE	ATTACHMENT IDENTIFIER	DESCRIPTION	SUGGESTED LIST PRICE USD (\$)
ATTACHMENTS - ORDER AS DESIRED ...Continued...			
9020		Drift Cutters	426.40
9030		Hydraulic Cylinder Kit for Chute Deflector	304.57
ATTACHMENTS FOR FIELD CONVERSION			
		Miscellaneous:	
	5RDF0005	2nd Auger Kit - 14 In. Diameter	977.67
	5RDF0001	Cutting Edge - CHT400 Steel	213.52
	5RDF0014	Drift Cutters	440.17
	5RDF0009	Hydraulic Cylinder Kit for Chute Deflector	314.56

FRONTIER PRODUCTS

Snow Products

SB1388 - 88 In. 3-Point Commercial Snowblower with Hydraulic Motor Chute Rotation and Single Auger - Canada Equipment for Base Machine

Function: Snow Removal
Working Width: 88 In.
Transport Width: 88.5 In.
Working Height: 40 In.
Length: 61 In.
Single/Dual Auger: Single/Dual
Auger Diameter: 22 In.
Auger Flighting Thickness: 7/16 In.
Impeller Diameter: 28-1/2 In.
Impeller Width: 12 In.
Impeller Shaft Diameter: 1-9/16 In.
Number of Impeller Blades: 5
Roller Chain: 80
Drive Sprocket: 11 Teeth
Driven Sprocket: 34 Teeth
Chain Idler: Automatic Adjustment
Gear Box Manufacturer: Comer
Gear Box Description: Model T-27D
Gear Box HP (Through Gears): 55 HP
Gear Box HP (Straight Through): 105 HP
Tractor RPM: 540 RPM
Impeller RPM: 540 RPM
Auger RPM: 175 RPM
PTO Manufacturer: Comer
PTO Description: 60
PTO Clutch Setting (Number): 1900
Shearbolt Bolt Size and Grade (PTO):
M10 6.8 Metric
Shearbolt Bolt Size and Grade (Auger):
5/16 In. 5 SAE
Skid Shoe: Adjustable
Skid Shoe Material: Steel
End Plate Thickness: 1/4 In.
Back Plate Thickness: 11 Gauge
Impeller Housing Thickness: 1/4 In.
Impeller Blade Thickness: 3/8 In.
Side Panel Bottom Thickness: 5/8 In.

Cutting Edge: Bolt-on/Reversible
Cutting Edge Dimension: 1/2 In. x 4 In.
Chute Diameter: 12-3/4 In.
Chute Base: Heavy Duty
Chute Rotation: 270 Degrees
Parking Stand: Standard
Hitch Category: Category II
Quick Hitch Compatibility:
Quick Coupler Compatible
HP Requirements (Minimum-Maximum HP):
45-95 HP
Operating Weight: 1552 lbs.
Shipping Weight: 1597 lbs.
Approximate Set-Up Time: 90 Minutes
Chute Deflector Adjustment (Standard):
Manual - Must Choose a Chute Option
Chute Deflector Adjustment Options:
Hydraulic Cylinder (2 In. x 8 In.)
Including Hoses and Tips
Chute Rotation (Standard):
Hydraulic Motor Chute Rotation
Including Hoses and Tips
Chute Rotation Options: N/A
Chute:
Two Part, Includes Manual Deflector
Three Part, Includes Cylinder
(2 In. x 8 In.), Hoses and Tips
Dual Auger: 14 In. Diameter Auger
Rotating Drum (Including Hoses and Tips):
N/A

CODE	ATTACHMENT IDENTIFIER	DESCRIPTION	SUGGESTED LIST PRICE USD (\$)
------	-----------------------	-------------	-------------------------------

Select One Code From Each Required Category

BASE MACHINE

381DXF	SB1388 - 88 In. 3-Point Commercial Snowblower with Hydraulic Motor Chute Rotation and Single Auger - Canada	8,252.76
--------	---	----------

CHUTES

1000	2 Part Chute <i>Includes manual deflector.</i>	In Base Price
1010	3 Part Chute <i>Includes cylinders, hoses, and tips.</i>	617.26

ATTACHMENTS - ORDER AS DESIRED

9000	Cutting Edge - CHT400 Steel	261.03
9010	2nd Auger Kit <i>14 In. diameter.</i>	946.61

FRONTIER PRODUCTS

Snow Products

SB1388 - 88 In. 3-Point Commercial Snowblower with Hydraulic Motor Chute Rotation and Single Auger - Canada

Continued

CODE	ATTACHMENT IDENTIFIER	DESCRIPTION	SUGGESTED LIST PRICE USD (\$)
ATTACHMENTS - ORDER AS DESIRED ...Continued...			
9020		Drift Cutters	426.40
9030		Hydraulic Cylinder Kit for Chute Deflector	304.57
ATTACHMENTS FOR FIELD CONVERSION			
		Miscellaneous:	
	5RDF0005	2nd Auger Kit - 14 In. Diameter	977.67
	5RDF0001	Cutting Edge - CHT400 Steel	213.52
	5RDF0014	Drift Cutters	440.17
	5RDF0009	Hydraulic Cylinder Kit for Chute Deflector	314.56

FRONTIER PRODUCTS

Snow Products

SB1392R - 92 In. 3-Point Commercial Rotating Drum Snowblower with Hydraulic Motor Chute Rotation and Single Auger - Canada Equipment for Base Machine

Function: Snow Removal
Working Width: 92 In.
Transport Width: 93 In.
Working Height: 44 In.
Length: 67 In.
Single/Dual Auger: Single/Dual
Auger Diameter: 24 In.
Auger Flighting Thickness: 7/16 In.
Impeller Diameter: 31-1/2 In.
Impeller Width: 14 In.
Impeller Shaft Diameter: 2 In.
Number of Impeller Blades: 6
Roller Chain: 80
Drive Sprocket: 12 Teeth
Driven Sprocket: 34 Teeth
Chain Idler: Automatic Adjustment
Gear Box Manufacturer: Comer
Gear Box Description: Model T-279A
Gear Box HP (Through Gears): 100 HP
Gear Box HP (Straight Through): 185 HP
Tractor RPM: 540/1000 RPM
Impeller RPM: 540 RPM
Auger RPM: 190 RPM
PTO Manufacturer: Comer
PTO Description: 80
PTO Clutch Setting (Number): 3000
Shearbolt Bolt Size and Grade (PTO):
M10 6.8 Metric
Shearbolt Bolt Size and Grade (Auger):
5/16 In. 5 SAE
Skid Shoe: Adjustable
Skid Shoe Material: Steel
End Plate Thickness: 5/16 In.
Back Plate Thickness: 10 Gauge
Impeller Housing Thickness: 3/16 In.
Impeller Blade Thickness: 1/2 In.
Side Panel Bottom Thickness: 5/8 In.

Cutting Edge: Bolt-on/Reversible
Cutting Edge Dimension: 1/2 In. x 4 In.
Chute Diameter: 14-7/8 In.
Chute Base: Heavy Duty
Chute Rotation: 270 Degrees
Parking Stand: Standard
Hitch Category: Category II
Quick Hitch Compatibility:
Quick Coupler Compatible
HP Requirements (Minimum-Maximum HP):
75-125 HP
Operating Weight: 2183 lbs.
Shipping Weight: 2230 lbs.
Approximate Set-Up Time: 100 Minutes
Chute Deflector Adjustment (Standard):
Manual - Must Choose a Chute Option
Chute Deflector Adjustment Options:
Hydraulic Cylinder (2 In. x 8 In.)
Including Hoses and Tips
Chute Rotation (Standard):
Hydraulic Motor Chute Rotation
Including Hoses and Tips
Chute Rotation Options: N/A
Chute:
Two Part, Includes Manual Deflector
Three Part, Includes Cylinder
(2 In. x 8 In.), Hoses, and Tips
Dual Auger: 15 In. Diameter Auger
Rotating Drum (Including Hoses and Tips):
Standard

CODE	ATTACHMENT IDENTIFIER	DESCRIPTION	SUGGESTED LIST PRICE USD (\$)
------	-----------------------	-------------	-------------------------------

Select One Code From Each Required Category

BASE MACHINE

381GXF	SB1392R - 92 In. 3-Point Commercial Rotating Drum Snowblower with Hydraulic Motor Chute Rotation and Single Auger - Canada	11,759.59
--------	---	-----------

CHUTES

1000	2 Part Chute <i>Includes manual deflector.</i>	In Base Price
1010	3 Part Chute <i>Includes cylinders, hoses, and tips.</i>	565.48

ATTACHMENTS - ORDER AS DESIRED

9000	Cutting Edge - CHT400 Steel	261.03
9010	2nd Auger Kit <i>15 In. diameter.</i>	1,050.76

FRONTIER PRODUCTS

Snow Products

SB1392R - 92 In. 3-Point Commercial Rotating Drum Snowblower with Hydraulic Motor Chute Rotation and Single Auger - Canada

Continued

CODE	ATTACHMENT IDENTIFIER	DESCRIPTION	SUGGESTED LIST PRICE USD (\$)
ATTACHMENTS - ORDER AS DESIRED ...Continued...			
9020		Drift Cutters	353.89
9030		Hydraulic Cylinder Kit for Chute Deflector	304.57
9040		Reducer 1000 to 540 RPM for 13 Series Snowblowers, Models (SB1392, SB1308, SB1309) <i>Bundle Number 5RDF0023 is needed to complete kit.</i>	3,125.32
9050		Quick Disconnect Yoke Series 08, 1-3/4 In., 20 Splines for Series 13 Snowblowers, Models (SB1392, SB1308, SB1309) <i>Bundle Number 5RDF0022 is needed to complete kit.</i>	259.03
ATTACHMENTS FOR FIELD CONVERSION			
		Miscellaneous:	
	5RDF0006	2nd Auger Kit - 15 In. Diameter	1,084.99
	5RDF0002	Cutting Edge - CHT400 Steel	213.52
	5RDF0015	Drift Cutters	468.45
	5RDF0009	Hydraulic Cylinder Kit for Chute Deflector	314.56
	5RDF0023	Quick disconnect Yoke series 08, 1-3/4", 20 splines for series 13 snowblowers, models (SB1392, SB1308, and SB1309) <i>Bundle Number 5RDF0022 is needed to complete kit.</i>	267.52
	5RDF0022	Reducer 1000 to 540 RPM for 13 series snowblowers, models (SB1392, SB1308, and SB1309) <i>Bundle Number 5RDF0023 is needed to complete kit.</i>	3,227.88

FRONTIER PRODUCTS

Snow Products

SB1392 - 92 In. 3-Point Commercial Snowblower with Hydraulic Motor Chute Rotation and Single Auger - Canada Equipment for Base Machine

Function: Snow Removal
Working Width: 92 In.
Transport Width: 93 In.
Working Height: 44 In.
Length: 65.5 In.
Single/Dual Auger: Single/Dual
Auger Diameter: 24 In.
Auger Flighting Thickness: 7/16 In.
Impeller Diameter: 31-1/2 In.
Impeller Width: 14 In.
Impeller Shaft Diameter: 2 In.
Number of Impeller Blades: 6
Roller Chain: 80
Drive Sprocket: 12 Teeth
Driven Sprocket: 34 Teeth
Chain Idler: Automatic Adjustment
Gear Box Manufacturer: Comer
Gear Box Description: Model T-279A
Gear Box HP (Through Gears): 100 HP
Gear Box HP (Straight Through): 185 HP
Tractor RPM: 540/1000 RPM
Impeller RPM: 540 RPM
Auger RPM: 190 RPM
PTO Manufacturer: Comer
PTO Description: 80
PTO Clutch Setting (Number): 3000
Shearbolt Bolt Size and Grade (PTO):
M10 6.8 Metric
Shearbolt Bolt Size and Grade (Auger):
5/16 In. 5 SAE
Skid Shoe: Adjustable
Skid Shoe Material: Steel
End Plate Thickness: 5/16 In.
Back Plate Thickness: 10 Gauge
Impeller Housing Thickness: 1/4 In.
Impeller Blade Thickness: 1/2 In.
Side Panel Bottom Thickness: 3/4 In.

Cutting Edge: Bolt-on/Reversible
Cutting Edge Dimension: 1/2 In. x 5 In.
Chute Diameter: 14-7/8 In.
Chute Base: Heavy Duty
Chute Rotation: 270 Degrees
Parking Stand: Standard
Hitch Category: Category II
Quick Hitch Compatibility:
Quick Coupler Compatible
HP Requirements (Minimum-Maximum HP):
75-125 HP
Operating Weight: 2044 lbs.
Shipping Weight: 2100 lbs.
Approximate Set-Up Time: 100 Minutes
Chute Deflector Adjustment (Standard):
Manual - Must Choose a Chute Option
Chute Deflector Adjustment Options:
Hydraulic Cylinder (2 In. x 8 In.)
Including Hoses and Tips
Chute Rotation (Standard):
Hydraulic Motor Chute Rotation
Including Hoses and Tips
Chute Rotation Options: N/A
Chute:
Two Part, Includes Manual Deflector
Three Part, Includes Cylinder
(2 In. x 8 In.), Hoses and Tips
Dual Auger: 15 In. Diameter Auger
Rotating Drum (Including Hoses and Tips):
N/A

CODE	ATTACHMENT IDENTIFIER	DESCRIPTION	SUGGESTED LIST PRICE USD (\$)
------	-----------------------	-------------	-------------------------------

Select One Code From Each Required Category

BASE MACHINE

381FXF	SB1392 - 92 In. 3-Point Commercial Snowblower with Hydraulic Motor Chute Rotation and Single Auger - Canada	10,158.38
--------	---	-----------

CHUTES

1000	2 Part Chute <i>Includes manual deflector.</i>	In Base Price
1010	3 Part Chute <i>Includes cylinders, hoses, and tips.</i>	565.48

ATTACHMENTS - ORDER AS DESIRED

9000	Cutting Edge - CHT400 Steel	261.03
9010	2nd Auger Kit <i>15 In. diameter.</i>	1,050.76

FRONTIER PRODUCTS

Snow Products

SB1392 - 92 In. 3-Point Commercial Snowblower with Hydraulic Motor Chute Rotation and Single Auger - Canada

Continued

CODE	ATTACHMENT IDENTIFIER	DESCRIPTION	SUGGESTED LIST PRICE USD (\$)
ATTACHMENTS - ORDER AS DESIRED ...Continued...			
9020		Drift Cutters	353.89
9030		Hydraulic Cylinder Kit for Chute Deflector	304.57
9040		Reducer 1000 to 540 RPM for 13 Series Snowblowers, Models (SB1392, SB1308, SB1309) <i>Bundle Number 5RDF0023 is needed to complete kit.</i>	3,125.32
9050		Quick Disconnect Yoke Series 08, 1-3/4 In., 20 Splines for Series 13 Snowblowers, Models (SB1392, SB1308, SB1309) <i>Bundle Number 5RDF0022 is needed to complete kit.</i>	259.03
ATTACHMENTS FOR FIELD CONVERSION			
		Miscellaneous:	
	5RDF0006	2nd Auger Kit - 15 In. Diameter	1,084.99
	5RDF0002	Cutting Edge - CHT400 Steel	213.52
	5RDF0015	Drift Cutters	468.45
	5RDF0009	Hydraulic Cylinder Kit for Chute Deflector	314.56
	5RDF0023	Quick disconnect Yoke series 08, 1-3/4", 20 splines for series 13 snowblowers, models (SB1392, SB1308, and SB1309) <i>Bundle Number 5RDF0022 is needed to complete kit.</i>	267.52
	5RDF0022	Reducer 1000 to 540 RPM for 13 series snowblowers, models (SB1392, SB1308, and SB1309) <i>Bundle Number 5RDF0023 is needed to complete kit.</i>	3,227.88

FRONTIER PRODUCTS

Snow Products

SB2164 - 64 In. Hydraulic, 300 Series Carrier Loader Mount Snowblower with Hydraulic Chute Rotation and HP2025 Hydraulic Power Unit- Canada Equipment for Base Machine

Function: Snow Removal
Working Width: 64 In. (1,625.6 mm)
Transport Width: 64 In. (1,625.6 mm)
Working Height: 27 In. (685.8 mm)
Single/Dual Auger: Single
Auger Diameter: 15 In.
Auger Flighting Thickness: 5/16 In. (8 mm)
Impeller Diameter: 24 In. (609.6 mm)
Impeller Width: 7 In. (177.8 mm)
Impeller Shaft Diameter: 1.25 In. (31.75 mm)
Number of Impeller Blades: 4
Auger Drive: Hydraulic
Impeller Drive: Hydraulic
Impeller RPM: 680 RPM
Auger RPM: 200 RPM
Skid Shoe: Adjustable
Skid Shoe Material: Steel
End Plate Thickness: 3/16 In. (4.8 mm)
Back Plate Thickness: 11 Gauge (3.18 mm)
Impeller Housing Thickness: 3/16 In. (4.8 mm)
Impeller Blade Thickness: 1/4 In. (6.4 mm)
Side Panel Bottom Thickness: 1/2 In. (12.7 mm)
Cutting Edge: Replaceable
Cutting Edge Dimension: 3/8 In. x 2 In. (9.5 mm x 50.8 mm)
Chute Diameter: 8.25 In. (209.6 mm)
Chute Base: Standard
Chute Rotation: 270 Degrees
Operating Weight: 760 lbs. (344.7 kg)
Shipping Weight: 840 lbs. (381 kg)
Approximate Set-Up Time: 120 Minutes
Chute Deflector Adjustment (Standard):

Must Choose an option Manual Tie Rod or Hydraulic Cylinder
Chute Deflector Adjustment Options:
Electric Solenoid Valve, Switch, and Hydraulic Cylinder
Chute: Two Part ONLY
Dual Auger: N/A
Rotating Drum (Including Hoses and Tips):
N/A
Function: Hydraulic Power Unit
Pressure: 2700 psi
Flow: 16 gpm
Reservoir Capacity: 15 gal.
System Capacity: 17 gal.
System Features: Pressure relieve valve, filter, temperature
and oil level gauge, and thermal protection switch
Hoses, Tips, and Brackets included
Tractor RPM: 540 RPM
PTO Manufacturer: Comer
Parking Stand: Standard
Hitch Category: Category I
Quick Hitch Compatibility:
iMatch Compatible
Approximate Set-Up Time: 120 Minutes

CODE	ATTACHMENT IDENTIFIER	DESCRIPTION	SUGGESTED LIST PRICE USD (\$)
------	-----------------------	-------------	-------------------------------

Select One Code From Each Required Category

BASE MACHINE

382BXF	SB2164 - 64 In. Hydraulic, 300 Series Carrier Loader Mount Snowblower with Hydraulic Chute Rotation and HP2025 Hydraulic Power Unit- Canada <i>Must only be used with HP2025 Hydraulic Power Unit.</i>	12,653.81
--------	---	-----------

HYDRAULIC POWER UNITS

1000	HP2025 - Hydraulic Power Unit, 25 HP <i>Includes wiring harness to control the loader mounted implement.</i>	In Base Price
1095	Less HP2025 Hydraulic Power Unit	-6,400.00

OIL COOLER

2000	Oil Cooler for HP2025 and HP2134 Hydraulic Power Units <i>Includes high efficiency oil cooler, electric fan, bolted support, hoses, fittings and installation instructions. Recommended for application generating high heat. Not available with option Code 1095.</i>	In Base Price
2095	Less Oil Cooler	-1,685.28

FRONTIER PRODUCTS

Snow Products

SB2164 - 64 In. Hydraulic, 300 Series Carrier Loader Mount Snowblower with Hydraulic Chute Rotation and HP2025 Hydraulic Power Unit- Canada

Continued

CODE	ATTACHMENT IDENTIFIER	DESCRIPTION	SUGGESTED LIST PRICE USD (\$)
CHUTES			
3000		SB21 Manual Chute Deflection <i>Includes manual deflector.</i>	In Base Price
3010		SB2164 Hydraulic Chute Deflection <i>Includes cylinders, hoses and fittings.</i>	593.91
ATTACHMENTS - ORDER AS DESIRED			
9020		Drift Cutters (SB21)	142.13
9040		Additional Wiring Harness for HP2025 and HP2134 Hydraulic Power Units for Open Operator Station Tractors <i>Includes complete wiring harness from battery to switch in the console. Not available with option Code 1095.</i>	93.40
ATTACHMENTS FOR FIELD CONVERSION			
5RDF0038		Miscellaneous: Additional Wiring Harness for HP2025 and HP2134 Hydraulic Power Units for Open Operator Station Tractors <i>Includes complete wiring harness from battery to switch in the console.</i>	100.04
5RDF0026		Drift Cutters (SB21)	152.23
5RDF0027		Kit for Hydraulic Chute Deflector (SB2164)	640.71
5RDF0036		Oil Cooler for HP2025 and HP2134 Hydraulic Power Units <i>Includes high efficiency oil cooler, electric fan, bolted support, hoses, fittings and installation instructions. Recommended for application generating high heat.</i>	1,816.59
5RDF0039		Wiring Harness for HP2025 and HP2134 Hydraulic Power Units to control Loader Mounted Attachment <i>Includes complete wiring harness from switch in the console to 3 cavities connectors for front implements.</i>	88.55

FRONTIER PRODUCTS

Snow Products

SB2176 - 76 In. Hydraulic, 400 Series Carrier Loader Mount Snowblower with Hydraulic Chute Rotation and HP2134 Hydraulic Power Unit - Canada

Equipment for Base Machine

Function: Snow Removal
 Working Width: 64 In. (1,625.6 mm)
 Transport Width: 64 In. (1,625.6 mm)
 Working Height: 27 In. (685.8 mm)
 Single/Dual Auger: Single
 Auger Diameter: 15 In.
 Auger Flighting Thickness: 5/16 In. (8 mm)
 Impeller Diameter: 24 In. (609.6 mm)
 Impeller Width: 7 In. (177.8 mm)
 Impeller Shaft Diameter: 1.25 In. (31.75 mm)
 Number of Impeller Blades: 4
 Auger Drive: Hydraulic
 Impeller Drive: Hydraulic
 Impeller RPM: 680 RPM
 Auger RPM: 200 RPM
 Skid Shoe: Adjustable
 Skid Shoe Material: Steel
 End Plate Thickness: 3/16 In. (4.8 mm)
 Back Plate Thickness: 11 Gauge (3.18 mm)
 Impeller Housing Thickness: 3/16 In. (4.8 mm)
 Impeller Blade Thickness: 1/4 In. (6.4 mm)
 Side Panel Bottom Thickness: 1/2 In. (12.7 mm)
 Cutting Edge: Replaceable
 Cutting Edge Dimension: 3/8 In. x 2 In. (9.5 mm x 50.8 mm)
 Chute Diameter: 8.25 In. (209.6 mm)
 Chute Base: Standard
 Chute Rotation: 270 Degrees
 Operating Weight: 760 lbs. (344.7 kg)
 Shipping Weight: 840 lbs. (381 kg)
 Approximate Set-Up Time: 120 Minutes
 Chute Deflector Adjustment (Standard):

Must Choose an option Manual Tie Rod or Hydraulic Cylinder
 Chute Deflector Adjustment Options:
 Electric Solenoid Valve, Switch, and Hydraulic Cylinder
 Chute: Two Part ONLY
 Dual Auger: N/A
 Rotating Drum (Including Hoses and Tips): N/A
 Function: Hydraulic Power Unit
 Pressure: 2700 psi
 Flow: 16 gpm
 Reservoir Capacity: 15 gal.
 System Capacity: 17 gal.
 System Features: Pressure relieve valve, filter, temperature and oil level gauge, and thermal protection switch
 Hoses, Tips, and Brackets included
 Tractor RPM: 540 RPM
 PTO Manufacturer: Comer
 Parking Stand: Standard
 Hitch Category: Category I
 Quick Hitch Compatibility: iMatch Compatible
 Approximate Set-Up Time: 120 Minutes

CODE	ATTACHMENT IDENTIFIER	DESCRIPTION	SUGGESTED LIST PRICE USD (\$)
------	-----------------------	-------------	-------------------------------

Select One Code From Each Required Category

BASE MACHINE

382AXF	SB2176 - 76 In. Hydraulic, 400 Series Carrier Loader Mount Snowblower with Hydraulic Chute Rotation and HP2134 Hydraulic Power Unit - Canada <i>Must only be used with HP2134 Hydraulic Power Unit.</i>	13,293.40
--------	--	-----------

HYDRAULIC POWER UNITS

1010	HP2134 - Hydraulic Power Unit, 34 HP <i>Includes wiring harness to control the loader mounted implement.</i>	In Base Price
1095	Less HP2134 Hydraulic Power Unit	-6,509.64

OIL COOLER

2000	Oil Cooler for HP2025 and HP2134 Hydraulic Power Units <i>Includes high efficiency oil cooler, electric fan, bolted support, hoses, fittings and installation instructions. Recommended for application generating high heat. Not available with option Code 1095.</i>	In Base Price
2095	Less Oil Cooler	-1,685.28

FRONTIER PRODUCTS

Snow Products

SB2176 - 76 In. Hydraulic, 400 Series Carrier Loader Mount Snowblower with Hydraulic Chute Rotation and HP2134 Hydraulic Power Unit - Canada

Continued

CODE	ATTACHMENT IDENTIFIER	DESCRIPTION	SUGGESTED LIST PRICE USD (\$)
CHUTES			
3000		SB21 Manual Chute Deflection <i>Includes manual deflector.</i>	In Base Price
3010		SB2176 Hydraulic Chute Deflection <i>Includes cylinders, hoses and fittings.</i>	593.91
ATTACHMENTS - ORDER AS DESIRED			
9020		Drift Cutters (SB21)	142.13
9040		Additional Wiring Harness for HP2025 and HP2134 Hydraulic Power Units for Open Operator Station Tractors <i>Includes complete wiring harness from battery to switch in the console. Not available with option Code 1095.</i>	93.40
ATTACHMENTS FOR FIELD CONVERSION			
5RDF0038		Miscellaneous: Additional Wiring Harness for HP2025 and HP2134 Hydraulic Power Units for Open Operator Station Tractors <i>Includes complete wiring harness from battery to switch in the console.</i>	100.04
5RDF0026		Drift Cutters (SB21)	152.23
5RDF0037		Hydraulic Power Unit Cooler Upgrade (HP2134) <i>Includes complete cooling unit and thermal by-pass manifold. Bolted support for manifold, hoses, fittings, wiring harness and installation instructions. Only for first year power units sold together with a SB2176. Recommended for application generating high heat.</i>	2,505.58
5RDF0025		Kit for Hydraulic Chute Deflector (SB2176)	640.71
5RDF0036		Oil Cooler for HP2025 and HP2134 Hydraulic Power Units <i>Includes high efficiency oil cooler, electric fan, bolted support, hoses, fittings and installation instructions. Recommended for application generating high heat.</i>	1,816.59
5RDF0039		Wiring Harness for HP2025 and HP2134 Hydraulic Power Units to control Loader Mounted Attachment <i>Includes complete wiring harness from switch in the console to 3 cavities connectors for front implements.</i>	88.55

JOHN DEERE GOLF PRODUCTS

REEL MOWERS

180SL PrecisionCut Walk Greens Mower

Equipment for Base Machine

3.5 hp (2.6 kW) at 3600 rpm,
Engine Manufacturer Net Power,
Tested in accordance with SAE
J1349. The engine horsepower
and torque information are
provided by the engine
manufacturer to be used for
comparison purposes only.
Actual operating horsepower
and torque will be less.
Refer to the engine
manufacturer's web site for
additional information.

Gas Engine

Dual Aluminum Drive Rear
Traction Drum
2.7 Qts. (2.5L) Fuel Tank
0.182 (4.62mm) Frequency
of Clip
18 In. (45.7 cm) 11 Blade
Reel
5 In. Reel Diameter
2.0 mm Ultra Low BedKnife
Speed Link Hieght of
Cut Adjustment System
Operator Presence System
Enclosed Roller Drive
Differential
Grass Catcher

Foam Wrapped Adjustable
Handle Bar
Machined Grooved Solid Front
Roller With Solid End Caps
Meets Carb Standards

CODE	ATTACHMENT IDENTIFIER	DESCRIPTION	SUGGESTED LIST PRICE USD (\$)
------	--------------------------	-------------	-------------------------------------

Select One Code From Each Required Category

BASE MACHINE

F.O.B. Davenport, Iowa

5511M	180SL PrecisionCut Walk Greens Mower	8,710.00
-------	--------------------------------------	----------

DESTINATION

0202	US/Canada	In Base Price
0230	Australia/New Zealand	Same Price
0179	Europe	Same Price
0195	Mexico	Same Price
0250	All Other Countries	Same Price

REEL FRONT ROLLERS

1010	(1) 18 In. 2 In. (5 cm) Diameter Machined Grooved Solid Roller with Solid End Caps	In Base Price
1030	(1) 18 In. 2 In. (5 cm) Diameter Machined Smooth Solid Roller	-21.00
1040	(1) 18 In. 2 In. (5 cm) Diameter Wide Tube/Hollow Smooth Rollers	-53.00
1090	Less Front Rollers	-209.00

ATTACHMENTS - ORDER AS DESIRED

Miscellaneous:

9010	Transport Wheels and Stand	453.00
9020	Rotary Brush/Greens Tender Conditioner Drive (Rotary Brush or Greens Tender Conditioner Not Included)	1,167.00

JOHN DEERE GOLF PRODUCTS
REEL MOWERS

180SL PrecisionCut Walk Greens Mower

Continued

CODE	ATTACHMENT IDENTIFIER	DESCRIPTION	SUGGESTED LIST PRICE USD (\$)
		ATTACHMENTS - ORDER AS DESIRED Continued...	
9030		Rotary Brush	224.00
9801		Front Rotary DT Brush <i>Brush with helix design and increased bristles; Can not be used with GTC. Also need to order Gear Drive.</i>	224.00
9040		Greens Tender Conditioner	459.00
9050		Light Kit	353.00
9060		Push Brush	478.00
		ATTACHMENTS FOR FIELD CONVERSION	
		Bedknives	
	MT7350	Bedknife, 2.0 mm Ultra Low-Cut	See Parts
	MT4846	Bedknife, 2.5 mm Tournament	See Parts
		Miscellaneous:	
	AMT2904	11 Blade Reel	See Parts
	AMT2865	Frequency Speed Up Kit <i>Increases Clip Frequency to .160</i>	See Parts
	BM24731	Front Rotary DT Brush <i>Brush with helix design and increased bristles; Can not be used with GTC. Also need to order Gear Drive.</i>	239.69
	BM20568	Greens Tender Conditioner	491.13
	BM20579	Light Kit	377.71
	BM23449	Push Brush	511.46
	AMT2859	Reel Clutch Kit <i>Disengages Reel to Make it Easier to Pull Machine Backwards in Tight Mowing Conditions.</i>	See Parts
	BM20569	Rotary Brush	239.69
	BM20578	Transport Wheels and Stand	484.71
		Rollers:	
	BM24204	(1) 18 In. 2 In. (5 cm) Diameter Hollow Smooth Roller	166.91
	BM20562	(1) 18 In. 2 In. (5 cm) Diameter Machined Grooved Solid Roller With Solid End Caps	223.63
	BM20561	(1) 18 In. 2 In. (5 cm) Diameter Machined Smooth Solid Roller	201.16
	BM24203	(1) 18 In. 2 In. (5 cm) Diameter Wide Tube/Hollow Smooth Roller	166.91

JOHN DEERE GOLF PRODUCTS

REEL MOWERS

180 E-Cut Hybrid Walk Greens Mower

Equipment for Base Machine

3.5 hp (2.6 kW) at 3600 rpm,
Engine Manufacturer Net Power,
Tested in accordance with SAE
J1349. The engine horsepower
and torque information are
provided by the engine
manufacturer to be used for
comparison purposes only.
Actual operating horsepower
and torque will be less.
Refer to the engine
manufacturer's web site for
additional information.
Gas Engine

Dual Aluminum Drive Rear

Traction Drum
2.7 Qts. (2.5L) Fuel Tank
QA5 18 In. (45.7 cm) 11
Blade Reel
5 In. Reel Diameter
2.0 mm Standard BedKnife
Operator Presence System
Enclosed Roller Drive
Differential
Grass Catcher with large paddle
clip
Foam Wrapped Adjustable Handle
Bar
Machined Grooved Solid Front
Roller with Solid End Caps
Hollow Smooth rear rollers

Electric Drive Motor for Cutting
Unit
On Board Backlapping
On Board Electrical Diagnostic
Light
Adjustable Frequency of Clip

CODE	ATTACHMENT IDENTIFIER	DESCRIPTION	SUGGESTED LIST PRICE USD (\$)
------	--------------------------	-------------	-------------------------------------

Select One Code From Each Required Category

BASE MACHINE

F.O.B. Davenport, Iowa

5540M	180 E-Cut Hybrid Walk Greens Mower	11,310.00
-------	------------------------------------	-----------

DESTINATION

0202	US/Canada	In Base Price
0230	Australia/New Zealand	Same Price
0136	France	99.00
0179	Europe	Same Price
0195	Mexico	Same Price
0250	All Other Countries	Same Price

REEL FRONT ROLLERS

1001	(1) 18 In. 2 In. (5 cm) Diameter Machined Grooved Solid Roller with Solid End Caps	In Base Price
1002	(1) 18 In. 2 In. (5 cm) Diameter Machined Smooth Solid Roller	-21.00
1003	(1) 18 In. 2 In. (5 cm) Diameter Wide Tube/Hollow Smooth Rollers	-53.00
1010	Less Front Rollers	-209.00

REEL REAR ROLLERS

1501	(1) 18 In. 2 In. (5 cm) Diameter Wide Tube/Hollow Smooth Rollers	In Base Price
------	---	---------------

JOHN DEERE GOLF PRODUCTS
REEL MOWERS

180 E-Cut Hybrid Walk Greens Mower
Continued

CODE	ATTACHMENT IDENTIFIER	DESCRIPTION	SUGGESTED LIST PRICE USD (\$)
REEL REAR ROLLERS Continued...			
1510		Less Rear Rollers	-156.00
REEL CUTTING UNITS			
2003		(1) Quick Adjust 5 (QA5) Seven Blade 18 In. Heavy Section Standard Cutting Units with 4.8 mm bedknife, Grass Catcher with large paddle clip, less Front and Rear Rollers, Motors and Counter Weights	-247.00
2004		(1) Quick Adjust 5 (QA5) Eleven Blade 18 In. Cutting Units with 2.0mm bedknife, Grass Catcher with large paddle clip, Yokes, less Front and Rear Rollers, Motors and Counter Weight	In Base Price
2010		Less Cutting Unit	-2,607.00
REEL CUTTING UNIT COUNTER WEIGHTS			
4001		(1) Cutting Unit ONLY Counter Weight Kit <i>Needed if NOT installing GTC Kit.</i>	In Base Price
4003		(1) QA5 FTC/GTC ONLY Counter Weight Kit <i>Needed if installing GTC/Rotary Turf Brush on cutting unit.</i>	Same Price
4010		Less Counter Weight Kit	-58.00
ATTACHMENTS - ORDER AS DESIRED			
Miscellaneous:			
9010		Transport Wheels and Stand	453.00
9020		(1) GTC/FTC Gear Drive	1,197.00
9030		(1) QA5 18 In. Rotary Turf Brush <i>Can not be used with GTC. Also need order Gear Drive code 9020</i>	196.00
9040		Greens Tender Conditioner	256.00
9050		Light Kit	353.00
9060		Push Brush	478.00
9070		(1) QA5 Grass Catcher Lip Extension <i>This kit extends the front lip of the grass catcher closer to the reel.</i>	9.00
9801		(1) QA5 18 In. Front Rotary DT Brush <i>Brush with helix design and increased bristles; Cannot be used with GTC/FTC. Also need to order Gear Drive.</i>	196.00
ATTACHMENTS FOR FIELD CONVERSION			
Bedknives			
MT7350		Bedknife, 2.0 mm Ultra Low-Cut	See Parts
MT4846		Bedknife, 2.5 mm Tournament	See Parts
Cutting Units:			
BM24128		(1) Quick Adjust 5 (QA5) Eleven Blade 18 In. Cutting Units with Yokes, less Front and Rear Rollers, Motors and Counter Weight	2,556.23

JOHN DEERE GOLF PRODUCTS
REEL MOWERS

180 E-Cut Hybrid Walk Greens Mower
Continued

CODE	ATTACHMENT IDENTIFIER	DESCRIPTION	SUGGESTED LIST PRICE USD (\$)
		ATTACHMENTS FOR FIELD CONVERSION Continued...	
	BM24127	(1) Quick Adjust 5 (QA5) Seven Blade 18 In. Heavy Section Standard Cutting Units with 4.8mm bedknife, Less Front and Rear Rollers, Motors and Counter Weights	2,291.94
		Miscellaneous:	
	BM24374	(1) 18 In. Front Rotary Turf Brush <i>Requires GTC/FTC Gear Drive.</i>	209.71
	BTC10214	(1) 18 In. Rear Grass Catcher with large paddle clip <i>1 Needed for 180 E-Cut Hybrid Walk Greens Mowers. 2 Needed for 8000 E-Cut Hybrid Fairway Mower. Not compatible with with rear bail system BTC10405.</i>	186.19
	BM22469	(1) GTC/FTC Gear Drive <i>Requires FTC or GTC.</i>	1,280.79
	BM24732	(1) QA5 18 In. Front Rotary DT Brush <i>Brush with helix design and increased bristles; Cannot be used with GTC/FTC. Also need to order Gear Drive.</i>	209.71
	BM23910	(1) QA5 Grass Catcher Lip Extension <i>This kit extends the front lip of the grass catcher closer to the reel.</i>	9.63
	BM24358	Greens Tender Conditioner	273.91
	BM22615	Light Kit	377.71
	BM23449	Push Brush	511.46
	BM22616	Transport Wheels and Stand	484.71
		Reel Cutting Unit Counter Weights	
	BM22762	(1) Cutting Unit ONLY Counter Weight Kit <i>Needed if NOT installing Rear Roller Power Brush or GTC / FTC Kits.</i>	62.06
	BM22704	(1) QA5 FTC/GTC ONLY Counter Weight Kit <i>Needed if ONLY installing FTC/GTC on cutting unit.</i>	62.06
		Rollers:	
	BM24204	(1) 18 In. 2 In. (5 cm) Diameter Hollow Smooth Roller	166.91
	BM20562	(1) 18 In. 2 In. (5 cm) Diameter Machined Grooved Solid Roller With Solid End Caps	223.63
	BM20561	(1) 18 In. 2 In. (5 cm) Diameter Machined Smooth Solid Roller	201.16
	BM24203	(1) 18 In. 2 In. (5 cm) Diameter Wide Tube/Hollow Smooth Roller	166.91

JOHN DEERE GOLF PRODUCTS

REEL MOWERS

220SL PrecisionCut Walk Greens Mower

Equipment for Base Machine

3.5 hp (2.6 kW) at 3600 rpm,
Engine Manufacturer Net Power,
Tested in accordance with SAE
J1349. The engine horsepower
and torque information are
provided by the engine
manufacturer to be used for
comparison purposes only.
Actual operating horsepower
and torque will be less.
Refer to the engine
manufacturer's web site for
additional information.
Gas Engine

Dual Aluminum Drive Rear
Traction Drum
2.7 Qts. (2.5L) Fuel Tank
0.182 (4.62mm) Frequency
of Clip
22 In. (55.9 cm) 11 Blade
Reel
5 In. Reel Diameter
2.5mm Tournament BedKnife
Speed Link Height of
Cut Adjustment System
Operator Presence System
Enclosed Roller Drive
Differential
Grass Catcher

Foam Wrapped Adjustable
Handle Bar
Machined Grooved Solid Front
Roller With Solid End Caps
Meets Carb Standards

CODE	ATTACHMENT IDENTIFIER	DESCRIPTION	SUGGESTED LIST PRICE USD (\$)
------	--------------------------	-------------	-------------------------------------

Select One Code From Each Required Category

BASE MACHINE

F.O.B. Davenport, Iowa

5521M	220SL PrecisionCut Walk Greens Mower	8,660.00
-------	--------------------------------------	----------

DESTINATION

0202	US/Canada	In Base Price
0230	Australia/New Zealand	Same Price
0179	Europe	Same Price
0195	Mexico	Same Price
0250	All Other Countries	Same Price

REEL FRONT ROLLERS

1010	(1) 22 In. 2 In. (5 cm) Diameter Machined Grooved Solid Roller with Solid End Caps	In Base Price
1030	(1) 22 In. 2 In. (5 cm) Diameter Machined Smooth Solid Roller	-21.00
1040	(1) 22 In. 2 In. (5 cm) Diameter Wide Tube/Hollow Smooth Rollers	-72.00
1090	Less Front Rollers	-228.00

ATTACHMENTS - ORDER AS DESIRED

Miscellaneous:

9010	Transport Wheels and Stand	453.00
9020	Rotary Brush/Greens Tender Conditioner Drive (Rotary Brush or Greens Tender Conditioner Not Included)	1,167.00

JOHN DEERE GOLF PRODUCTS
REEL MOWERS

220SL PrecisionCut Walk Greens Mower

Continued

CODE	ATTACHMENT IDENTIFIER	DESCRIPTION	SUGGESTED LIST PRICE USD (\$)
		ATTACHMENTS - ORDER AS DESIRED Continued...	
9030		Rotary Brush	235.00
9801		Front Rotary DT Brush <i>Brush with helix design and increased bristles; Can not be used with GTC. Also need to order Gear Drive.</i>	235.00
9040		Greens Tender Conditioner	481.00
9050		Light Kit	353.00
9060		Push Brush	478.00
		ATTACHMENTS FOR FIELD CONVERSION	
		Bedknives	
	ET17532	Bedknife, 4.8mm Fairway	See Parts
	MT7351	Bedknife, 2.0mm Ultra Low Cut	See Parts
	ET17534	Bedknife, 2.5mm Tournament	See Parts
	ET17533	Bedknife, 3.2 mm	See Parts
	ET11066	Bedknife, 3.2 mm with Hardened Insert	See Parts
		Miscellaneous:	
	AMT2865	Frequency Speed Up Kit <i>Increases Clip Frequency to .160</i>	See Parts
	BM24729	Front Rotary DT Brush <i>Brush with helix design and increased bristles; Can not be used with GTC. Also need to order Gear Drive.</i>	251.46
	BM20566	Greens Tender Conditioner	514.67
	TCU23674	John Deere Golf Operator Videos and All Products Safety Video DVD Set	See Parts
	BM20579	Light Kit	377.71
	BM23449	Push Brush	511.46
	AMT2859	Reel Clutch Kit <i>Disengages Reel to Make it Easier to Pull Machine Backwards in Tight Mowing Conditions.</i>	See Parts
	BM20567	Rotary Brush	251.46
	BM23443	Rotary Brush/Greens Tender Conditioner Drive (Rotary Brush or Greens Tender Conditioner Not Included).	1,248.69
	TCU29767	Soft Bristle Brush for Push Brush Kit (Brush only) <i>Softer bristles than standard brush supplied with kit.</i>	See Parts
	BM20578	Transport Wheels and Stand	484.71

JOHN DEERE GOLF PRODUCTS
REEL MOWERS

220SL PrecisionCut Walk Greens Mower
Continued

CODE	ATTACHMENT IDENTIFIER	DESCRIPTION	SUGGESTED LIST PRICE USD (\$)
ATTACHMENTS FOR FIELD CONVERSION Continued...			
Rollers:			
	BM24202	(1) 22 In. 2 In. (5 cm) Diameter Hollow Smooth Roller	166.91
	BM18712	(1) 22 In. 2 In. (5 cm) Diameter Machined Grooved Solid Front Roller With Solid End Caps	243.96
	BM18711	(1) 22 In. 2 In. (5 cm) Diameter Machined Smooth Solid Front Roller	221.49
	BM18480	(1) 22 In. 2 In. (5 cm) Diameter Wide Tube/Hollow Smooth Roller <i>For use on Greens.</i>	166.91

JOHN DEERE GOLF PRODUCTS

REEL MOWERS

220 E-Cut Hybrid Walk Greens Mower

Equipment for Base Machine

3.5 hp (2.6 kW) at 3600 rpm,
Engine Manufacturer Net Power,
Tested in accordance with SAE
J1349. The engine horsepower
and torque information are
provided by the engine
manufacturer to be used for
comparison purposes only.
Actual operating horsepower
and torque will be less.
Refer to the engine
manufacturer's web site for
additional information.
Gas Engine

Dual Aluminum Drive Rear

Traction Drum
2.7 Qts. (2.5L) Fuel Tank
QA5 22 In. (55.9 cm) 11
Blade Reel
5 In. Reel Diameter
3.2 mm Standard BedKnife
Operator Presence System
Enclosed Roller Drive
Differential
Grass Catcher with large paddle
clip
Foam Wrapped Adjustable Handle
Bar
Machined Grooved Solid Front
Roller with Solid End Caps
Hollow Smooth rear rollers

Electric Drive Motor for Cutting
Unit
On Board Backlapping
On Board Electrical Diagnostic
Light
Adjustable Frequency of Clip

CODE	ATTACHMENT IDENTIFIER	DESCRIPTION	SUGGESTED LIST PRICE USD (\$)
------	--------------------------	-------------	-------------------------------------

Select One Code From Each Required Category

BASE MACHINE

F.O.B. Davenport, Iowa

5503M	220 E-Cut Hybrid Walk Greens Mower	11,260.00
-------	------------------------------------	-----------

DESTINATION

0202	US/Canada	In Base Price
0230	Australia/New Zealand	Same Price
0136	France	99.00
0179	Europe	Same Price
0195	Mexico	Same Price
0250	All Other Countries	Same Price

REEL FRONT ROLLERS

1001	(1) 22 In. 2 In. (5 cm) Diameter Machined Grooved Solid Roller with Solid End Caps	In Base Price
1002	(1) 22 In. 2 In. (5 cm) Diameter Machined Smooth Solid Roller	-21.00
1010	Less Front Rollers	-228.00

REEL REAR ROLLERS

1501	(1) 22 In. 2 In. (5 cm) Diameter Wide Tube/Hollow Smooth Rollers	In Base Price
1510	Less Rear Rollers	-156.00

REEL CUTTING UNITS

JOHN DEERE GOLF PRODUCTS
REEL MOWERS

220 E-Cut Hybrid Walk Greens Mower
Continued

CODE	ATTACHMENT IDENTIFIER	DESCRIPTION	SUGGESTED LIST PRICE USD (\$)
REEL CUTTING UNITS Continued...			
2003		(1) Quick Adjust 5 (QA5) Seven Blade 22 In. (55.9 cm) Cutting Units with Adjustable 4.8mm Bedknife, 5 In. (12.7 cm) Diameter Reels and Grass Catcher with large paddle clip, Less Front and Rear Rollers, Motor and counter weight.	-82.00
2004		(1) Quick Adjust 5 (QA5) Eleven Blade 22 In. (55.9 cm) Cutting Units with Adjustable 2.0mm Bedknife, 5 In. (12.7 cm) Diameter Reels and Grass Catcher with large paddle clip, Less Front and Rear Rollers, Motor and counter weight.	In Base Price
2010		Less Cutting Unit	-2,432.00
REEL CUTTING UNIT COUNTER WEIGHTS			
4001		(1) Cutting Unit ONLY Counter Weight Kit <i>Needed if NOT installing GTC Kit.</i>	In Base Price
4003		(1) QA5 FTC/GTC ONLY Counter Weight Kit <i>Needed if installing GTC/Rotary Turf Brush on cutting unit.</i>	Same Price
4010		Less Counter Weight Kit	-58.00
ATTACHMENTS - ORDER AS DESIRED			
Miscellaneous:			
9010		(1) Transport Wheels and Stand	453.00
9020		(1) GTC/FTC Gear Drive <i>Rotary Brush or Greens Tender Conditioner Not Included.</i>	1,197.00
9030		(1) QA5 22 In. Rotary Turf Brush <i>Can not be used with GTC. Also need order Gear Drive code 9020</i>	196.00
9040		Greens Tender Conditioner	264.00
9050		Light Kit	353.00
9060		Push Brush	478.00
9070		(1) QA5 Grass Catcher Lip Extension <i>This kit extends the front lip of the grass catcher closer to the reel.</i>	9.00
9801		(1) QA5 22 In. Front Rotary DT Brush <i>Brush with helix design and increased bristles; Cannot be used with GTC/FTC. Also need to order Gear Drive.</i>	196.00
ATTACHMENTS FOR FIELD CONVERSION			
Bedknives			
ET17532		Bedknife, 4.8mm Fairway	See Parts
MT7351		Bedknife, 2.0mm Ultra Low Cut	See Parts
ET17534		Bedknife, 2.5mm Tournament	See Parts
ET17533		Bedknife, 3.2 mm	See Parts

JOHN DEERE GOLF PRODUCTS
REEL MOWERS

220 E-Cut Hybrid Walk Greens Mower

Continued

CODE	ATTACHMENT IDENTIFIER	DESCRIPTION	SUGGESTED LIST PRICE USD (\$)
		ATTACHMENTS FOR FIELD CONVERSION Continued...	
	ET11066	Bedknife, 3.2 mm with Hardened Insert	See Parts
		Cutting Units:	
	BM24130	(1) QA5 Eleven Blade 22 In. Cutting Unit w/Adjustable 2.0 mm Bedknife, Less Front and Rear Roller & Motor	2,379.69
	BM24129	(1) QA5 Seven Blade 22 In. Heavy Section Blade Cutting Unit With Adjustable 4.8 mm Bedknife, Less Yokes, Front and Rear Roller & Motor	2,291.94
	BM22458	(1) QA5 Seven Blade 22 In. Heavy Section Blade Cutting Unit With Adjustable Bedknife, Less Yokes, Front Roller & Motor	See Parts
		Miscellaneous:	
	BM22761	(1) 22 In. Front Rotary Turf Brush <i>Can not be used with FTC/GTC. Requires GTC/FTC Gear Drive.</i>	209.71
	BM22471	(1) 22 In. Greens Tender Conditioner (GTC) Shaft and Blades <i>Requires GTC/FTC Gear Drive.</i>	282.49
	BM22469	(1) GTC/FTC Gear Drive <i>Requires FTC or GTC.</i>	1,280.79
	BM24730	(1) QA5 22 In. Front Rotary DT Brush <i>Brush with helix design and increased bristles; Cannot be used with GTC/FTC. Also need to order Gear Drive.</i>	209.71
	BM23910	(1) QA5 Grass Catcher Lip Extension <i>This kit extends the front lip of the grass catcher closer to the reel.</i>	9.63
	TCB11730	Compliance Kit <i>This kit must be ordered to meet the EU Country of France shielding regulations.</i>	105.93
	BTC10216	Grass Catcher with large paddle clip (22 Low Profile) <i>2 needed for complete machine for 2500's. 2 needed for rear locations for Fairway Mowers 7700/8700. 1 needed for 180 & 220 E-Cut Hybrid Walk Greens Mower.</i>	175.49
	BM22615	Light Kit	377.71
	BM23449	Push Brush	511.46
	BM24199	QA5 Grass Catcher Side Plate Insert <i>2 Needed for complete machine 2500's. 1 Needed for front center location for 7500/8500 Fairway Mowers. 1 Needed for 180 & 220 E-Cut Hybrid Walk Greens Mowers. 3 Needed for front 8000 E-Cut Hybrid Fairway Mower.</i>	47.09
	TCU29767	Soft Bristle Brush for Push Brush Kit (Brush only) <i>Softer bristles than standard brush supplied with kit.</i>	See Parts
	BM22616	Transport Wheels and Stand	484.71
		Reel Cutting Unit Counter Weights	
	BM22762	(1) Cutting Unit ONLY Counter Weight Kit <i>Needed if NOT installing Rear Roller Power Brush or GTC / FTC Kits.</i>	62.06

JOHN DEERE GOLF PRODUCTS
REEL MOWERS

220 E-Cut Hybrid Walk Greens Mower
Continued

CODE	ATTACHMENT IDENTIFIER	DESCRIPTION	SUGGESTED LIST PRICE USD (\$)
		ATTACHMENTS FOR FIELD CONVERSION Continued...	
	BM22704	(1) QA5 FTC/GTC ONLY Counter Weight Kit <i>Needed if ONLY installing FTC/GTC on cutting unit.</i>	62.06
		Rollers:	
	BM24202	(1) 22 In. 2 In. (5 cm) Diameter Hollow Smooth Roller	166.91
	BM18712	(1) 22 In. 2 In. (5 cm) Diameter Machined Grooved Solid Front Roller With Solid End Caps	243.96
	BM18711	(1) 22 In. 2 In. (5 cm) Diameter Machined Smooth Solid Front Roller	221.49
	BM18480	(1) 22 In. 2 In. (5 cm) Diameter Wide Tube/Hollow Smooth Roller <i>For use on Greens.</i>	166.91

JOHN DEERE GOLF PRODUCTS

REEL MOWERS

260SL PrecisionCut Walk Greens Mower

Equipment for Base Machine

3.5 hp (2.6 kW) at 3600 rpm,
Engine Manufacturer Net Power,
Tested in accordance with SAE
J1349. The engine horsepower
and torque information are
provided by the engine
manufacturer to be used for
comparison purposes only.
Actual operating horsepower
and torque will be less.
Refer to the engine
manufacturer's web site for
additional information.
Gas Engine
Dual Aluminum Drive Rear

Traction Drum
2.7 Qts. (2.5L) Fuel Tank
0.286 (7.26mm) Frequency
of Clip (7-Blade)
26 In. (66.0 cm) 7 Blade
Reel
5 In. Reel Diameter
3.2 mm Standard Bed Knife
Speed Link Height of
Cut Adjustment System
Operator Presence System
Enclosed Roller Drive
Differential
Grass Catcher
Foam Wrapped Adjustable

Handle Bar
Machined Grooved Solid Front
Roller with Solid End Caps
Meets Carb Standards

CODE	ATTACHMENT IDENTIFIER	DESCRIPTION	SUGGESTED LIST PRICE USD (\$)
------	--------------------------	-------------	-------------------------------------

Select One Code From Each Required Category

BASE MACHINE

F.O.B. Davenport, Iowa

5530M	260SL PrecisionCut Walk Greens Mower	9,958.00
-------	--------------------------------------	----------

REEL FRONT ROLLERS

1010	(1) 26 In. 2 In. (5 cm) Diameter Machined Grooved Solid Roller with Solid End Caps	In Base Price
1030	(1) 26 In. 2 In. (5 cm) Diameter Machined Smooth Solid Roller	-21.00
1090	Less Front Rollers	-248.00

REEL CUTTING UNITS

2001	(1) 26 In. 7-Blade Cutting Unit	In Base Price
------	---------------------------------	---------------

ATTACHMENTS - ORDER AS DESIRED

9100	European CE Kit: European CE Conversion Kit for SL Walk Greens Mower <i>Must be Ordered to Receive a 260SL Walk Greens Mower Which Meets CE Requirements. Kit Includes Pictorial Decals and Operator's Manuals in English, French, German, Spanish and Italian.</i>	No Charge
9010	Miscellaneous: Transport Wheels and Stand	453.00
9020	Rotary Brush/Greens Tender Conditioner Drive (Rotary Brush or Greens Tender Conditioner Not Included)	1,167.00
9030	Rotary Brush	246.00
9040	Greens Tender Conditioner	503.00

JOHN DEERE GOLF PRODUCTS
REEL MOWERS

260SL PrecisionCut Walk Greens Mower
Continued

CODE	ATTACHMENT IDENTIFIER	DESCRIPTION	SUGGESTED LIST PRICE USD (\$)
9050		ATTACHMENTS - ORDER AS DESIRED Continued... Light Kit	353.00
		ATTACHMENTS FOR FIELD CONVERSION	
		Bedknives	
	MT6947	Bedknife, 3.2 mm	See Parts
	MT6946	Bedknife, Long-Life Fairway	See Parts
		Miscellaneous:	
	AMT2865	Frequency Speed Up Kit <i>Increases Clip Frequency to .160</i>	See Parts
	BM20570	Greens Tender Conditioner	538.21
	TCU23674	John Deere Golf Operator Videos and All Products Safety Video DVD Set	See Parts
	BM20579	Light Kit	377.71
	AMT2859	Reel Clutch Kit <i>Disengages Reel to Make it Easier to Pull Machine Backwards in Tight Mowing Conditions.</i>	See Parts
	BM20571	Rotary Brush	255.73
	BM23443	Rotary Brush/Greens Tender Conditioner Drive (Rotary Brush or Greens Tender Conditioner Not Included).	1,248.69
	TCU29767	Soft Bristle Brush for Push Brush Kit (Brush only) <i>Softer bristles than standard brush supplied with kit.</i>	See Parts
	BM20578	Transport Wheels and Stand	484.71
		Rollers:	
	BM18480	(1) 22 In. 2 In. (5 cm) Diameter Wide Tube/Hollow Smooth Roller <i>For use on Greens.</i>	166.91
	BM20564	(1) 26 In. 2 In. (5 cm) Diameter Machined Grooved Solid Front Roller with Solid End Caps	265.36
	BM20563	(1) 26 In. 2 In. (5 cm) Diameter Machined Smooth Solid Front Roller	243.96
	BM17670	(1) 26 In. 3 In. (7.6 cm) Diameter Heavy Duty Grooved Disc Front Roller	389.49
	BM17671	(1) 26 In. 3 In. (7.6 cm) Diameter Heavy Duty Smooth Solid Front Roller	337.06
	BM19818	(1) 26 In. 3 In. (7.6 cm) Diameter Spiral Grooved Front Roller With Spiral End Caps	457.96

JOHN DEERE GOLF PRODUCTS

REEL MOWERS

260SL PrecisionCut Walk Greens Mower

Equipment for Base Machine

3.5 hp (2.6 kW) at 3600 rpm,
Engine Manufacturer Net Power,
Tested in accordance with SAE
J1349. The engine horsepower
and torque information are
provided by the engine
manufacturer to be used for
comparison purposes only.
Actual operating horsepower
and torque will be less.
Refer to the engine
manufacturer's web site for
additional information.
Gas Engine

Dual Aluminum Drive Rear
Traction Drum
2.7 Qts. (2.5L) Fuel Tank
0.286 (7.26mm) Frequency
of Clip (7-Blade)
26 In. (66.0 cm) 7 Blade
Reel
5 In. Reel Diameter
3.2 mm Standard BedKnife
Speed Link Height of
Cut Adjustment System
Operator Presence System
Enclosed Roller Drive
Differential
Grass Catcher

Foam Wrapped Adjustable
Handle Bar
Machined Grooved Solid Front
Roller with Solid End Caps
Meets Carb Standards

CODE	ATTACHMENT IDENTIFIER	DESCRIPTION	SUGGESTED LIST PRICE USD (\$)
------	--------------------------	-------------	-------------------------------------

Select One Code From Each Required Category

BASE MACHINE

F.O.B. Davenport, Iowa

5531M	260SL PrecisionCut Walk Greens Mower	9,958.00
-------	--------------------------------------	----------

DESTINATION

0202	US/Canada	In Base Price
0230	Australia/New Zealand	Same Price
0179	Europe	Same Price
0195	Mexico	Same Price
0250	All Other Countries	Same Price

REEL FRONT ROLLERS

1010	(1) 26 In. 2 In. (5 cm) Diameter Machined Grooved Solid Roller with Solid End Caps	In Base Price
1030	(1) 26 In. 2 In. (5 cm) Diameter Machined Smooth Solid Roller	-21.00
1090	Less Front Rollers	-248.00

REEL CUTTING UNITS

2000	(1) 26 In. 11-Blade Cutting Unit	Same Price
------	----------------------------------	------------

ATTACHMENTS - ORDER AS DESIRED

European CE Kit:

Miscellaneous:

9010	Transport Wheels and Stand	453.00
------	----------------------------	--------

JOHN DEERE GOLF PRODUCTS
REEL MOWERS

260SL PrecisionCut Walk Greens Mower
Continued

CODE	ATTACHMENT IDENTIFIER	DESCRIPTION	SUGGESTED LIST PRICE USD (\$)
		ATTACHMENTS - ORDER AS DESIRED Continued...	
9020		Rotary Brush/Greens Tender Conditioner Drive (Rotary Brush or Greens Tender Conditioner Not Included)	1,167.00
9030		Rotary Brush	246.00
9040		Greens Tender Conditioner	503.00
9050		Light Kit	353.00
		ATTACHMENTS FOR FIELD CONVERSION	
		Bedknives	
	MT6947	Bedknife, 3.2 mm	See Parts
	MT6946	Bedknife, Long-Life Fairway	See Parts
		Miscellaneous:	
	AMT2865	Frequency Speed Up Kit <i>Increases Clip Frequency to .160</i>	See Parts
	BM20570	Greens Tender Conditioner	538.21
	TCU23674	John Deere Golf Operator Videos and All Products Safety Video DVD Set	See Parts
	BM20579	Light Kit	377.71
	BM23449	Push Brush	511.46
	AMT2859	Reel Clutch Kit <i>Disengages Reel to Make it Easier to Pull Machine Backwards in Tight Mowing Conditions.</i>	See Parts
	BM20571	Rotary Brush	255.73
	TCU29767	Soft Bristle Brush for Push Brush Kit (Brush only) <i>Softer bristles than standard brush supplied with kit.</i>	See Parts
	BM20578	Transport Wheels and Stand	484.71
		Rollers:	
	BM20564	(1) 26 In. 2 In. (5 cm) Diameter Machined Grooved Solid Front Roller with Solid End Caps	265.36
	BM20563	(1) 26 In. 2 In. (5 cm) Diameter Machined Smooth Solid Front Roller	243.96
	BM17670	(1) 26 In. 3 In. (7.6 cm) Diameter Heavy Duty Grooved Disc Front Roller	389.49
	BM17671	(1) 26 In. 3 In. (7.6 cm) Diameter Heavy Duty Smooth Solid Front Roller	337.06
	BM19818	(1) 26 In. 3 In. (7.6 cm) Diameter Spiral Grooved Front Roller With Spiral End Caps	457.96

JOHN DEERE GOLF PRODUCTS GREENSMOWER TRAILER

22B Walk Greens Mower Trailer Equipment for Base Machine

Carries 2 Walk Greens Mowers
Compatible with A, B, C and SL
Models 180 and 220 E-Cut Hybrid
Walk Greens Mower
Multiple angle location ramp
with stainless steel latch
system
Spray-On Bedliner on floor
of trailer bed and ramp
Welded storage holders for
retaining bar when not in
use
Box Capacity: 12.7 Cu. Ft.
(0.36 cu. m)

Maximum Load: 1000 Lbs.
(454 kg)
Maximum Payload: 700 Lbs.
(318 kg)
Pneumatic Turf Tires 2 Ply
22.5x10.00-8
Ball Bearing, Double Sealed
Wheel Bearings
1-7/8 In. Dia. (4.8 cm)
Hitch Coupler
Inside Box 60"L X 40"W
Outside Box 62"L x46"W
Box Side Panels 8.5" Tall
Front Wall 13" Tall

Outside to Outside Tire is 66"
Ramp Down Position 27" L X 46"
W down
Trailer Tongue 43" L

CODE	ATTACHMENT IDENTIFIER	DESCRIPTION	SUGGESTED LIST PRICE USD (\$)
------	--------------------------	-------------	-------------------------------------

Select One Code From Each Required Category

BASE MACHINE

F.O.B. Davenport, Iowa

0521TC	22B Walk Greens Mower Trailer <i>Must be Ordered in Quantities of Two. Requires Utility Vehicles to be Equipment With 1-7/8 In. (4.8cm) Ball Hitch.</i>	2,325.00
--------	--	----------

ATTACHMENTS - ORDER AS DESIRED

9100	European CE Kit: European CE Conversion Kit for 22B Greensmower Trailer <i>Must Be Ordered to Receive a 22B Walk-Behind Greensmower Trailer Which Meets CE Mark Requirements. Kit Includes Pictorial Decals and Operator's Manual in English, French, German, Spanish and Italian.</i>	No Charge
------	---	-----------

ATTACHMENTS FOR FIELD CONVERSION

TCU23674	Miscellaneous: John Deere Golf Operator Videos and All Products Safety Video DVD Set	See Parts
TCU29767	Soft Bristle Brush for Push Brush Kit (Brush only) <i>Softer bristles than standard brush supplied with kit.</i>	See Parts

JOHN DEERE GOLF PRODUCTS

REEL MOWERS

2500B PrecisionCut Riding Greens Mower - Gas

Equipment for Base Machine

21.0 hp (15.7 kW) at 3600 rpm, Engine Manufacturer Gross Power, Tested in accordance with SAE J1995. The engine horsepower and torque information are provided by the engine manufacturer to be used for comparison purposes only. Actual operating horsepower and torque will be less. Refer to the engine manufacturer's web site for additional information.

Foot Actuated Adjustable Tilt Steering Wheel
Deluxe Seat
2-Post SAE J21294 Roll Over Protection Structure with Seat Belts
Command Arm Operator Controls
Four Function LED Warning Monitor with Hour Meter
One Touch Hand Lift Lever

Hand Operated Mow/Transport Lever
Direct Mounted Pumps
Power Steering
Hydrostatic Drive
Single Reel Pump
Hydraulic Reel Motors
Offset Reel Design
Quick-Tatch Cutting Units with Adjustable Extension Shields
Quick Adjust QA5 Cutting Units with Speed Link Height of Cut System
Dual Point Adjustable Bed Knife with Notch Adjustments
Double Upstops for Front Cutting Units
Machined Grooved Solid Front Rollers with Solid End Caps and 22 In. 2 In. (5 cm) Diameter
Wide Tube/Hollow Smooth Rear Rollers
Sit on Seat Diagnostics
White Box Controller

Micro-Lap Backlapping Valve and Reel Speed Control
Disk Brakes
Hydraulic Oil Cooler
18X10.50-10 2 Ply Smooth Floatation Tires
Single Fuel Tank, 7.9 Gallon (30L) Fuel Capacity
BCI Group 40 Maintenance Free Battery
John Deere Golf Operator Videos and All Products Safety Video DVD Set

CODE	ATTACHMENT IDENTIFIER	DESCRIPTION	SUGGESTED LIST PRICE USD (\$)
------	-----------------------	-------------	-------------------------------

Select One Code From Each Required Category

BASE MACHINE

F.O.B. Raleigh, North Carolina

1205TC	2500B PrecisionCut Riding Greens Mower - Gas	33,187.00
--------	--	-----------

REEL CUTTING UNITS

1003	(3) Vertical Cutting Units With Front AND Rear Rollers and Molded One-Piece Grass Catchers with large paddle clip and Grass Catcher Side Plate Insert, Rear catcher and bail system <i>Requires 2010 Code, Less Front Rollers.</i>	-69.00
1004	(3) Quick Adjust 5 (QA5) Seven Blade 22 In. (55.9 cm) Heavy Section Cutting Units With Adjustable 4.8mm Bedknife, 5 In. (12.7 cm) Diameter Reels and Molded One-Piece Grass Catchers with large paddle clip and Grass Catcher Side Plate Insert, Rear catcher and bail system, Less Front and Rear Rollers	-246.00
1005	(3) Quick Adjust 5 (QA5) Eleven Blade 22 In. (55.9 cm) Cutting Units With Adjustable 2.0mm Bedknife, 5 In. (12.7 cm) Diameter Reels and Molded One-Piece Grass Catchers with large paddle clip and Grass Catcher Side Plate Insert, Rear catcher and bail system, Less Front and Rear Rollers	In Base Price
1010	Less Cutting Units and Grass Catchers with large paddle clip	-7,498.00

REEL FRONT ROLLERS

2001	(3) 22 In. 2 In. (5 cm) Diameter Wide Tube/Hollow Smooth Front Rollers	-216.00
2002	(3) 22 In. 2 In. (5 cm) Diameter Machined Grooved	In Base Price

JOHN DEERE GOLF PRODUCTS
REEL MOWERS

2500B PrecisionCut Riding Greens Mower - Gas
Continued

CODE	ATTACHMENT IDENTIFIER	DESCRIPTION	SUGGESTED LIST PRICE USD (\$)
REEL FRONT ROLLERS Continued...			
		Solid Front Rollers With Solid End Caps	
2003		(3) 22 In. 3 In. (7.6 cm) Diameter Spiral Grooved Front Rollers with Spiral End Caps <i>Not compatible if FTC / GTC installed. 3 In. Diameter Front Rollers Raise the Minimum Height of Cut.</i>	456.00
2004		(3) 22 In. 2 In. (5 cm) Diameter Machined Grooved Wide Solid Front Rollers	-18.00
2005		(3) 22 In. 2 In. (5cm) MT Spiral Roller <i>NOT FOR USE ON GREENS. Roller used to help reduce roller overlaps in fairways. For best results install in front and rear roller location of cutting unit.</i>	348.00
2006		(3) 22 In. 2 In. (5cm) MT Grooved Roller <i>NOT FOR USE ON GREENS. Roller used to help reduce roller overlaps in fairways. For best results install in front and rear roller location of cutting unit.</i>	348.00
2010		Less Front Rollers	-684.00
REEL REAR ROLLERS			
2501		(3) 22 In. 2 In. (5 cm) Diameter Wide Tube/Hollow Smooth Rollers	In Base Price
2502		(3) 22 In. 2 In. (5cm) MT Spiral Roller <i>NOT FOR USE ON GREENS. Roller used to help reduce roller overlaps in fairways. For best results install in front and rear roller location of cutting unit.</i>	564.00
2503		(3) 22 In. 2 In. (5cm) MT Grooved Roller <i>NOT FOR USE ON GREENS. Roller used to help reduce roller overlaps in fairways. For best results install in front and rear roller location of cutting unit.</i>	564.00
2510		Less Rear Rollers	-468.00
WHEELS WITH TIRES (THREE)			
3001		(3) Smooth Floatation Tires and Wheels (18x10.50-10)	In Base Price
3002		(3) Smooth Tires and Wheels (20x10.00-10)	11.00
3003		(3) Turf Guard Traction Tires and Wheels (20x10.00-10)	33.00
3004		(3) Smooth Tires and Wheels (20x10.00-10) 4 Ply Rated <i>Lowest Recommended Tire pressure 15 PSI (1.03 bar). Due to higher pressures may cause marking on soft greens.</i>	11.00
3010		Less Wheels with Tires	-425.00
REEL CUTTING UNIT COUNTER WEIGHTS			
4001		(3) Cutting Unit ONLY Counter Weight Kit <i>Needed if NOT installing Rear Roller Power Brush or GTC/FTC Kits.</i>	In Base Price
4002		(3) QA5 Cutting Unit Brush Only Counter Weight Kit <i>Needed if only installing Rear Roller Power Brush on cutting unit.</i>	216.00
4003		(3) QA5 Cutting Unit FTC/GTC ONLY Counter Weight Kit <i>Needed if ONLY installing FTC/GTC on cutting unit.</i>	Same Price

JOHN DEERE GOLF PRODUCTS
REEL MOWERS

2500B PrecisionCut Riding Greens Mower - Gas
Continued

CODE	ATTACHMENT IDENTIFIER	DESCRIPTION	SUGGESTED LIST PRICE USD (\$)
4010		REEL CUTTING UNIT COUNTER WEIGHTS Continued... Less Counter Weight kit <i>Ordered if Both Rear Roller Power Brush and FTC/GTC Kit Installed.</i>	-174.00

REEL CUTTING UNIT ATTACHING YOKES

5001		(3) 22 Inch Cutting Unit Attaching Yokes <i>Needed to attach 2009 cutting units to 2009 traction machine.</i>	In Base Price
5002		(3) 22 Inch Cutting Unit Rear Attaching Point Yoke for FAIRWAYS <i>These yokes attach at the rear of the cutting unit and are for units used in fairway applications (not recommended for greens).</i>	789.00
5010		Less Cutting Yokes	-549.00

ATTACHMENTS - ORDER AS DESIRED

9330		CE Kit: Battery Label Kit <i>This kit must be ordered to meet battery labeling requirement in Brazil.</i>	No Charge
9010		Cutting Units: (3) QA5 22 In. Vertical Cutting Unit With Front Roller Less Motor	6,603.00
9015		Miscellaneous: (3) 22 In. Fairway Tender Conditioners (FTC) Shaft and Blades <i>Requires order code 9016.</i>	1,395.00
9016		(3) GTC/FTC Gear Drive <i>Requires Order Code (9015 or 9020).</i>	3,591.00
9017		(3) 22 In. Rear Roller Power Brushes <i>Requires order code 9018.</i>	396.00
9018		(3) Rear Roller Power Brush Drive <i>Requires order code 9017.</i>	1,083.00
9019		(3) 22 In. Front Rotary Turf Brush <i>Cannot be used with FTC/GTC. Also requires gear drive.</i>	588.00
9020		(3) 22 In. Greens Tender Conditioner (GTC) Shaft and Blades <i>Requires order code 9016.</i>	792.00
9025		(3) Smooth Roller Scrapers	45.00
9070		(3) QA5 Grass Catcher Lip Extension <i>This kit extends the front lip of the Grass Catcher closer to the reel.</i>	27.00
9115		Greens Mower Convenience Kit <i>Contains Storage Area Pad and Elastic Storage Retainer.</i>	74.00
9910		Leak Detector Kit <i>For Serial No. TC250BG010001-.</i>	1,301.00
9801		(3) 22 In. Front Rotary DT Brush <i>Brush with helix design and increased bristles; Cannot be used with GTC/FTC. Also need to order Gear Drive.</i>	588.00

JOHN DEERE GOLF PRODUCTS
REEL MOWERS

2500B PrecisionCut Riding Greens Mower - Gas
Continued

CODE	ATTACHMENT IDENTIFIER	DESCRIPTION	SUGGESTED LIST PRICE USD (\$)
		ATTACHMENTS - ORDER AS DESIRED Continued...	
9803		(3) QA5 Eleven Blade 22 In. Cutting Units less front and rear rollers	6,672.00
9804		(3) QA5 Seven Blade 22 In. Cutting Units less front and rear rollers	6,426.00
		ATTACHMENTS FOR FIELD CONVERSION	
		Bedknives	
	ET17532	Bedknife, 4.8mm Fairway	See Parts
	MT7351	Bedknife, 2.0mm Ultra Low Cut	See Parts
	ET17534	Bedknife, 2.5mm Tournament	See Parts
	ET17533	Bedknife, 3.2 mm	See Parts
	ET11066	Bedknife, 3.2 mm with Hardened Insert	See Parts
	ET17767	Bedknife, Hi-cut Fairway 7.6 mm	See Parts
		Cutting Units:	
	BM22460	(1) QA5 22 In. Vertical Cutting Unit With Front Roller Less Motor	2,355.07
	BM24130	(1) QA5 Eleven Blade 22 In. Cutting Unit w/Adjustable 2.0 mm Bedknife, Less Front and Rear Roller & Motor	2,379.69
	BM24129	(1) QA5 Seven Blade 22 In. Heavy Section Blade Cutting Unit With Adjustable 4.8 mm Bedknife, Less Yokes, Front and Rear Roller & Motor	2,291.94
		European CE Kit:	
	TCB11729	Compliance Kit <i>This kit must be ordered to meet the EU country of France shielding regulations.</i>	50.29
		Miscellaneous:	
	BM22671	(1) 22 In. Fairway Tender Conditioners (FTC) Shaft and Blades <i>Requires GTC/FTC Gear Drive (BM22469).</i>	497.56
	BM22761	(1) 22 In. Front Rotary Turf Brush	209.71
	BM22471	(1) 22 In. Greens Tender Conditioner (GTC) Shaft and Blades <i>Requires GTC/FTC Gear Drive.</i>	282.49
	BM22668	(1) 22 In. Rear Roller Power Brush <i>Requires Rear Roller Power Brush Drive (BM22527).</i>	141.24
	BM22995	(1) 22 In. Smooth Roller Scraper	16.06
	BM22469	(1) GTC/FTC Gear Drive	1,280.79
	BM24730	(1) QA5 22 In. Front Rotary DT Brush <i>Brush with helix design and increased bristles; Cannot be used with GTC/FTC. Also need to order Gear Drive.</i>	209.71
	BM23910	(1) QA5 Grass Catcher Lip Extension <i>This kit extends the front lip of the grass catcher closer to the reel.</i>	9.63

JOHN DEERE GOLF PRODUCTS
REEL MOWERS

2500B PrecisionCut Riding Greens Mower - Gas
Continued

CODE	ATTACHMENT IDENTIFIER	DESCRIPTION	SUGGESTED LIST PRICE USD (\$)
		ATTACHMENTS FOR FIELD CONVERSION Continued...	
	BM22527	(1) Rear Roller Power Brush Drive <i>Requires 22 In. Rear Roller Power Brush (BM22668).</i>	386.27
	BTC10122	(3) 22 Inch Cutting Unit Rear Attaching Point Yoke Kit for FAIRWAYS <i>These yokes attach at the rear of the cutting unit and are for units used in fairway applications one (1) kit needed per machine.</i>	1,431.66
	TCA19547	2"x 22" Machine Grooved Roller Scraper	See Parts
	BM23002	3"X22" GROOVE ROLLER SCRAPER <i>Not compatible with Fairway Tender Conditioners (FTC). Can be used on QA5 Cutting units by ordering (1) TCA19597 for each scraper from parts. Requires 3 for 2500's and 5 for Fairway mowers.</i>	146.59
	AMT2477	Arm Rest Kit (Includes One Arm Rest and Hardware)	See Parts
	BM23080	Cutting Unit Top Shield Extension (Set of 3)	84.53
	TCB11356	Cutting Unit Yokes Kit (22") for MY1998-2008	817.49
	TCB11341	Cutting Unit Yokes Kit for MY 2009 # Current or QA5 Cutting Units	587.43
	BM19744	Dew Whip Holder Bracket	63.13
	BTC10606	Grass Catcher Mounting Kit <i>Mounting Hardware for complete machine.</i>	143.39
	BTC10216	Grass Catcher with large paddle clip (22 Low Profile) <i>2 needed for complete machine for 2500's. 2 needed for rear locations for Fairway Mowers 7700/8700. 1 needed for 180 & 220 E-Cut Hybrid Walk Greens Mower.</i>	175.49
	BM19739	Greens Mower Convenience Kit <i>Contains Storage Area Pad and Elastic Storage Retainer.</i>	79.19
	AMT2978	Height of Cut Gauge Bar	See Parts
	TCB11710	Large E-Crate Cover	See Parts
	TCB11165	Leak Detector Kit <i>For Serial No. TC250BG010001-Current Models</i>	1,392.07
	BM19746	Light Kit, Front	243.96
	BM19852	Light Kit, Rear Grass Catcher <i>Mounting Hardware and Wiring with One Light.</i>	53.50
	BM24199	QA5 Grass Catcher Side Plate Insert <i>2 Needed for complete machine 2500's. 1 Needed for front center location for 7500/8500 Fairway Mowers. 1 Needed for 180 & 220 E-Cut Hybrid Walk Greens Mowers. 3 Needed for front 8000 E-Cut Hybrid Fairway Mower.</i>	47.09
	BTC10407	Rear Grass Catcher Bail Kit <i>Mounting Bail needed for rear cutting unit 1 needed per machine.</i>	153.01

JOHN DEERE GOLF PRODUCTS
REEL MOWERS

2500B PrecisionCut Riding Greens Mower - Gas
Continued

CODE	ATTACHMENT IDENTIFIER	DESCRIPTION	SUGGESTED LIST PRICE USD (\$)
		ATTACHMENTS FOR FIELD CONVERSION Continued...	
	BTC10408	Rear Grass Catcher with Handles <i>Requires 2 for complete machine & rear grass catcher bail system BTC10501.</i>	142.31
	TCB11167	Third Wheel Assist Kit	2,455.66
	BM19750	Tires and Wheels (18x10.50-10), (3) Smooth Floatation	454.76
	BM19748	Tires and Wheels (20x10.00-10), (3) Smooth	466.51
	BTC10071	Tires and Wheels (20x10.00-10), (3) Smooth 4 Ply-Rated <i>Lowest Recommended Tire pressure 15 PSI (1.03 bar). Due to higher pressures may cause marking on soft greens.</i>	466.51
	BM19749	Tires and Wheels (20x10.00-10), (3) Turf Guard Traction	490.06
	BM22762	Reel Cutting Unit Counter Weights (1) Cutting Unit ONLY Counter Weight Kit <i>Needed if NOT installing Rear Roller Power Brush or GTC / FTC Kits.</i>	62.06
	BM22705	(1) QA5 Cutting Unit Brush Only Counter Weight Kit <i>Needed if only installing Rear Roller Power Brush on cutting unit.</i>	139.10
	BM22704	(1) QA5 FTC/GTC ONLY Counter Weight Kit <i>Needed if ONLY installing FTC/GTC on cutting unit.</i>	62.06
	BM18712	Rollers: (1) 22 In. 2 In. (5 cm) Diameter Machined Grooved Solid Front Roller With Solid End Caps	243.96
	BM18481	(1) 22 In. 2 In. (5 cm) Diameter Machined Grooved Wide Solid Front Roller	237.54
	BE23416	(1) 22 In. 2 In. (5 cm) Diameter Machined Grooved Solid Front Roller <i>This Roller is 20mm Shorter Than BM18481.</i>	222.56
	BM18480	(1) 22 In. 2 In. (5 cm) Diameter Wide Tube/Hollow Smooth Roller <i>For use on Greens.</i>	166.91
	BTC10267	(1) 22 In. 2 In. (5cm) MT Grooved Roller	368.09
	BM17668	(1) 22 In. 3 In. (7.6 cm) Diameter Heavy Duty Grooved Disc Front Roller <i>Not compatible if FTC / GTC installed. 3 In. Diameter Front Rollers Raise the Minimum Height of Cut.</i>	335.99
	BM19817	(1) 22 In. 3 In. (7.6 cm) Diameter Spiral Grooved Front Roller With Spiral End Caps <i>Not compatible if FTC / GTC installed. 3 In. Diameter Front Rollers Raise the Minimum Height of Cut.</i>	406.60
	BM23566	(1) 2X22" MT SPIRAL Roller <i>Roller used to help reduce roller overlaps in fairways. For best results install in front and rear roller location of cutting unit.</i>	368.09

JOHN DEERE GOLF PRODUCTS

REEL MOWERS

2500B PrecisionCut Riding Greens Mower - Diesel

Equipment for Base Machine

19.6 hp (14.6 kW) per SAE J1995 Engine hp is provided by the engine manufacturer to be used for comparison purposes only. Actual operating hp will be less. Refer to the engine manufacturer's web site for additional information.

Meets EPA Tier2, interim Tier 4
Foot Actuated Adjustable Tilt Steering Wheel
Deluxe Seat
2-Post SAE J21294 Roll Over Protection Structure with Seat Belts
Command Arm Operator Controls
Four Function LED Warning Monitor with Hour Meter
One Touch Hand Lift Lever
Hand Operated Mow/Transport Lever

Direct Mounted Pumps
Power Steering
Hydrostatic Drive
Single Reel Pump
Hydraulic Reel Motors
Offset Reel Design
Quik-Tatch Cutting Units with Adjustable Extension Shields
Quick Adjust QA5 Cutting Units with Speed Link Height of Cut System
Dual Point Adjustable Bed Knife with Notch Adjustments
Double Upstops for Front Cutting Units
Machined Grooved Solid Front Rollers with Solid End Caps
22 In. 2 In. (5 cm) Diameter Wide Tube/Hollow Smooth Rear Rollers
Sit on Seat Diagnostics
White Box Controller

Micro-Lap Backlapping Valve and Reel Speed Control
Disk Brakes
Hydraulic Oil Cooler
18X10.50-10 2 Ply Smooth Floatation Tires
Single Fuel Tank, 7.9 Gallon (30L) Fuel Capacity
BCI Group 40 Maintenance Free Battery
John Deere Golf Operator Videos and All Products Safety Video DVD Set

CODE	ATTACHMENT IDENTIFIER	DESCRIPTION	SUGGESTED LIST PRICE USD (\$)
------	-----------------------	-------------	-------------------------------

Select One Code From Each Required Category

BASE MACHINE

F.O.B. Raleigh, North Carolina

1184TC	2500B PrecisionCut Riding Greens Mower - Diesel	39,144.00
--------	---	-----------

REEL CUTTING UNITS

1003	(3) Vertical Cutting Units With Front AND Rear Rollers and Molded One-Piece Grass Catchers with large paddle clip and Grass Catcher Side Plate Insert, Rear catcher and bail system	-69.00
1004	(3) Quick Adjust 5 (QA5) Seven Blade 22 In. (55.9 cm) Heavy Section Cutting Units With Adjustable 4.8mm Bedknife, 5 In. (12.7 cm) Diameter Reels and Molded One-Piece Grass Catchers with large paddle clip and Grass Catcher Side Plate Insert, Rear catcher and bail system, Less Front and Rear Rollers	-246.00
1005	(3) Quick Adjust 5 (QA5) Eleven Blade 22 In. (55.9 cm) Cutting Units With Adjustable 2.0mm Bedknife, 5 In. (12.7 cm) Diameter Reels and Molded One-Piece Grass Catchers with large paddle clip and Grass Catcher Side Plate Insert, Rear catcher and bail system, Less Front and Rear Rollers	In Base Price
1010	Less Cutting Units and Grass Catchers with large paddle clip	-7,498.00

REEL FRONT ROLLERS

2001	(3) 22 In. 2 In. (5 cm) Diameter Wide Tube/Hollow Smooth Front Rollers	-216.00
2002	(3) 22 In. 2 In. (5 cm) Diameter Machined Grooved Solid Front Rollers With Solid End Caps	In Base Price

JOHN DEERE GOLF PRODUCTS
REEL MOWERS

2500B PrecisionCut Riding Greens Mower - Diesel
Continued

CODE	ATTACHMENT IDENTIFIER	DESCRIPTION	SUGGESTED LIST PRICE USD (\$)
REEL FRONT ROLLERS Continued...			
2003		(3) 22 In. 3 In. (7.6 cm) Diameter Spiral Grooved Front Rollers with Spiral End Caps <i>Not compatible if FTC / GTC installed. 3 In. Diameter Front Rollers Raise the Minimum Height of Cut.</i>	456.00
2004		(3) 22 In. 2 In. (5 cm) Diameter Machined Grooved Wide Solid Front Rollers	-18.00
2005		(3) 22 In. 2 In. (5cm) MT Spiral Roller <i>NOT FOR USE ON GREENS. Roller used to help reduce roller overlaps in fairways. For best results install in front and rear roller location of cutting unit.</i>	348.00
2006		(3) 22 In. 2 In. (5cm) MT Grooved Roller <i>NOT FOR USE ON GREENS. Roller used to help reduce roller overlaps in fairways. For best results install in front and rear roller location of cutting unit.</i>	348.00
2010		Less Front Rollers	-684.00
REEL REAR ROLLERS			
2501		(3) 22 In. 2 In. (5 cm) Diameter Wide Tube/Hollow Smooth Rollers	In Base Price
2502		(3) 22 In. 2 In. (5cm) MT Spiral Roller <i>NOT FOR USE ON GREENS. Roller used to help reduce roller overlaps in fairways. For best results install in front and rear roller location of cutting unit.</i>	564.00
2503		(3) 22 In. 2 In. (5cm) MT Grooved Roller <i>NOT FOR USE ON GREENS. Roller used to help reduce roller overlaps in fairways. For best results install in front and rear roller location of cutting unit.</i>	564.00
2510		Less Rear Rollers	-468.00
WHEELS WITH TIRES (THREE)			
3001		(3) Smooth Floatation Tires and Wheels (18x10.50-10)	In Base Price
3002		(3) Smooth Tires and Wheels (20x10.00-10)	11.00
3003		(3) Turf Guard Traction Tires and Wheels (20x10.00-10)	33.00
3004		(3) Smooth Tires and Wheels (20x10.00-10) 4 Ply Rated <i>Lowest Recommended Tire pressure 15 PSI (1.03 bar). Due to higher pressures may cause marking on soft greens.</i>	11.00
3010		Less Wheels with Tires	-425.00
REEL CUTTING UNIT COUNTER WEIGHTS			
4001		(3) Cutting Unit ONLY Counter Weight Kit <i>Needed if NOT installing Rear Roller Power Brush or GTC/FTC Kits.</i>	In Base Price
4002		(3) QA5 Cutting Unit Brush Only Counter Weight Kit <i>Needed if only installing Rear Roller Power Brush on cutting unit.</i>	216.00
4003		(3) QA5 Cutting Unit FTC/GTC ONLY Counter Weight Kit <i>Needed if ONLY installing FTC/GTC on cutting unit.</i>	Same Price
4010		Less Counter Weight kit <i>Ordered if Both Rear Roller Power Brush and FTC/GTC Kit Installed.</i>	-174.00

JOHN DEERE GOLF PRODUCTS
REEL MOWERS

2500B PrecisionCut Riding Greens Mower - Diesel
Continued

CODE	ATTACHMENT IDENTIFIER	DESCRIPTION	SUGGESTED LIST PRICE USD (\$)
REEL CUTTING UNIT COUNTER WEIGHTS Continued...			
REEL CUTTING UNIT ATTACHING YOKES			
5001		(3) 22 Inch Cutting Unit Attaching Yokes <i>Needed to attach 2009 cutting units to 2009 traction machine.</i>	In Base Price
5002		(3) 22 Inch Cutting Unit Rear Attaching Point Yoke for FAIRWAYS <i>These yokes attach at the rear of the cutting unit and are for units used in fairway applications (not recommended for greens).</i>	789.00
5010		Less Cutting Yokes	-549.00
ATTACHMENTS - ORDER AS DESIRED			
CE Kit:			
9330		Battery Label Kit <i>This kit must be ordered to meet battery labeling requirement in Brazil.</i>	No Charge
Cutting Units:			
9010		(3) QA5 22 In. Vertical Cutting Unit With Front Roller Less Motor	6,603.00
European CE Kit			
9100		European CE Conversion Kit for 2500B Riding Greens Mower - Diesel <i>Must be Ordered to Receive a 2500B Riding Greens Mower - Diesel Which Meets CE Mark Requirements. Kit Includes Locking Hood Latch, Pictorial Decals and Operator's Manuals in English, French, German, Spanish and Italian.</i>	20.00
9101		European CE Conversion Kit for 7 and 11 Blade Cutting Units <i>Must be ordered to receive decals that convert (3) 7 or 11 Blade Cutting Units to meet CE Mark requirements.</i>	No Charge
9350		Compliance Kit <i>This kit must be ordered to meet the EU country of France shielding regulations.</i>	47.00
Miscellaneous:			
9015		(3) 22 In. Fairway Tender Conditioners (FTC) Shaft and Blades <i>Requires order code 9016.</i>	1,395.00
9016		(3) GTC/FTC Gear Drive <i>Requires order code 9015.</i>	3,591.00
9017		(3) 22 In. Rear Roller Power Brushes <i>Requires order code 9018.</i>	396.00
9018		(3) Rear Roller Power Brush Drive <i>Requires order code 9017.</i>	1,083.00
9019		(3) 22 In. Front Rotary Turf Brush <i>Cannot be used with FTC/GTC. Also requires gear drive.</i>	588.00
9020		(3) 22 In. Greens Tender Conditioner (GTC) Shaft and Blades <i>Requires order code 9016.</i>	792.00
9025		(3) Smooth Roller Scrapers	45.00

JOHN DEERE GOLF PRODUCTS
REEL MOWERS

2500B PrecisionCut Riding Greens Mower - Diesel
Continued

CODE	ATTACHMENT IDENTIFIER	DESCRIPTION	SUGGESTED LIST PRICE USD (\$)
		ATTACHMENTS - ORDER AS DESIRED Continued...	
9070		(3) QA5 Grass Catcher Lip Extension <i>This kit extends the front lip of the Grass Catcher closer to the reel.</i>	27.00
9115		Greens Mower Convenience Kit <i>Contains Storage Area Pad and Elastic Storage Retainer.</i>	74.00
9910		Leak Detector Kit <i>For Serial No. TC250BG010001-.</i>	1,301.00
9801		(3) 22 In. Front Rotary DT Brush <i>Brush with helix design and increased bristles; Cannot be used with GTC/FTC. Also need to order Gear Drive.</i>	588.00
9803		(3) QA5 Eleven Blade 22 In. Cutting Units less front and rear rollers	6,672.00
9804		(3) QA5 Seven Blade 22 In. Cutting Units less front and rear rollers	6,426.00
		ATTACHMENTS FOR FIELD CONVERSION	
		Bedknives	
	ET17532	Bedknife, 4.8mm Fairway	See Parts
	MT7351	Bedknife, 2.0mm Ultra Low Cut	See Parts
	ET17534	Bedknife, 2.5mm Tournament	See Parts
	ET17533	Bedknife, 3.2 mm	See Parts
	ET11066	Bedknife, 3.2 mm with Hardened Insert	See Parts
	ET17767	Bedknife, Hi-cut Fairway 7.6 mm	See Parts
		Cutting Units:	
	BM22460	(1) QA5 22 In. Vertical Cutting Unit With Front Roller Less Motor	2,355.07
	BM24130	(1) QA5 Eleven Blade 22 In. Cutting Unit w/Adjustable 2.0 mm Bedknife, Less Front and Rear Roller & Motor	2,379.69
	BM24129	(1) QA5 Seven Blade 22 In. Heavy Section Blade Cutting Unit With Adjustable 4.8 mm Bedknife, Less Yokes, Front and Rear Roller & Motor	2,291.94
		Engine:	
	TCA19916	B20 Biodiesel Conversion Kit <i>This kit converts one machine to use B20 Diesel fuel.</i>	See Parts
		European CE Kit:	
	TCB11729	Compliance Kit <i>This kit must be ordered to meet the EU country of France shielding regulations.</i>	50.29
		Miscellaneous:	
	BM22671	(1) 22 In. Fairway Tender Conditioners (FTC) Shaft and Blades <i>Requires GTC/FTC Gear Drive (BM22469).</i>	497.56
	BM22761	(1) 22 In. Front Rotary Turf Brush	209.71

JOHN DEERE GOLF PRODUCTS
REEL MOWERS

2500B PrecisionCut Riding Greens Mower - Diesel
Continued

CODE	ATTACHMENT IDENTIFIER	DESCRIPTION	SUGGESTED LIST PRICE USD (\$)
		ATTACHMENTS FOR FIELD CONVERSION Continued...	
BM22471		(1) 22 In. Greens Tender Conditioner (GTC) Shaft and Blades <i>Requires GTC/FTC Gear Drive.</i>	282.49
BM22668		(1) 22 In. Rear Roller Power Brush <i>Requires Rear Roller Power Brush Drive (BM22527).</i>	141.24
BM22995		(1) 22 In. Smooth Roller Scraper	16.06
BM22469		(1) GTC/FTC Gear Drive	1,280.79
BM24730		(1) QA5 22 In. Front Rotary DT Brush <i>Brush with helix design and increased bristles; Cannot be used with GTC/FTC. Also need to order Gear Drive.</i>	209.71
BM23910		(1) QA5 Grass Catcher Lip Extension <i>This kit extends the front lip of the grass catcher closer to the reel.</i>	9.63
BM22527		(1) Rear Roller Power Brush Drive <i>Requires 22 In. Rear Roller Power Brush (BM22668).</i>	386.27
BTC10122		(3) 22 Inch Cutting Unit Rear Attaching Point Yoke Kit for FAIRWAYS <i>These yokes attach at the rear of the cutting unit and are for units used in fairway applications one (1) kit needed per machine.</i>	1,431.66
TCA19547		2"x 22" Machine Grooved Roller Scraper	See Parts
BM23002		3"X22" GROOVE ROLLER SCRAPER <i>Not compatible with Fairway Tender Conditioners (FTC). Can be used on QA5 Cutting units by ordering (1) TCA19597 for each scraper from parts. Requires 3 for 2500's and 5 for Fairway mowers.</i>	146.59
AMT2477		Arm Rest Kit (Includes One Arm Rest and Hardware)	See Parts
BM23080		Cutting Unit Top Shield Extension (Set of 3)	84.53
TCB11356		Cutting Unit Yokes Kit (22") for MY1998-2008	817.49
TCB11341		Cutting Unit Yokes Kit for MY 2009 # Current or QA5 Cutting Units	587.43
BM19744		Dew Whip Holder Bracket	63.13
BTC10606		Grass Catcher Mounting Kit <i>Mounting Hardware for complete machine.</i>	143.39
BTC10216		Grass Catcher with large paddle clip (22 Low Profile) <i>2 needed for complete machine for 2500's. 2 needed for rear locations for Fairway Mowers 7700/8700. 1 needed for 180 & 220 E-Cut Hybrid Walk Greens Mower.</i>	175.49
BM19739		Greens Mower Convenience Kit <i>Contains Storage Area Pad and Elastic Storage Retainer.</i>	79.19
AMT2978		Height of Cut Gauge Bar	See Parts
TCB11710		Large E-Crate Cover	See Parts

JOHN DEERE GOLF PRODUCTS
REEL MOWERS

2500B PrecisionCut Riding Greens Mower - Diesel
Continued

CODE	ATTACHMENT IDENTIFIER	DESCRIPTION	SUGGESTED LIST PRICE USD (\$)
		ATTACHMENTS FOR FIELD CONVERSION Continued...	
	TCB11165	Leak Detector Kit <i>For Serial No. TC250BG010001-Current Models</i>	1,392.07
	BM19746	Light Kit, Front	243.96
	BM19852	Light Kit, Rear Grass Catcher <i>Mounting Hardware and Wiring with One Light.</i>	53.50
	BM24199	QA5 Grass Catcher Side Plate Insert <i>2 Needed for complete machine 2500's. 1 Needed for front center location for 7500/8500 Fairway Mowers. 1 Needed for 180 & 220 E-Cut Hybrid Walk Greens Mowers. 3 Needed for front 8000 E-Cut Hybrid Fairway Mower.</i>	47.09
	BTC10407	Rear Grass Catcher Bail Kit <i>Mounting Bail needed for rear cutting unit 1 needed per machine.</i>	153.01
	BTC10408	Rear Grass Catcher with Handles <i>Requires 2 for complete machine & rear grass catcher bail system BTC10501.</i>	142.31
	TCB11167	Third Wheel Assist Kit	2,455.66
	BM19750	Tires and Wheels (18x10.50-10), (3) Smooth Floatation	454.76
	BM19748	Tires and Wheels (20x10.00-10), (3) Smooth	466.51
	BTC10071	Tires and Wheels (20x10.00-10), (3) Smooth 4 Ply-Rated <i>Lowest Recommended Tire pressure 15 PSI (1.03 bar). Due to higher pressures may cause marking on soft greens.</i>	466.51
	BM19749	Tires and Wheels (20x10.00-10), (3) Turf Guard Traction	490.06
		Reel Cutting Unit Counter Weights	
	BM22762	(1) Cutting Unit ONLY Counter Weight Kit <i>Needed if NOT installing Rear Roller Power Brush or GTC / FTC Kits.</i>	62.06
	BM22705	(1) QA5 Cutting Unit Brush Only Counter Weight Kit <i>Needed if only installing Rear Roller Power Brush on cutting unit.</i>	139.10
	BM22704	(1) QA5 FTC/GTC ONLY Counter Weight Kit <i>Needed if ONLY installing FTC/GTC on cutting unit.</i>	62.06
		Rollers:	
	BM18712	(1) 22 In. 2 In. (5 cm) Diameter Machined Grooved Solid Front Roller With Solid End Caps	243.96
	BM18481	(1) 22 In. 2 In. (5 cm) Diameter Machined Grooved Wide Solid Front Roller	237.54
	BE23416	(1) 22 In. 2 In. (5 cm) Diameter Machined Grooved Solid Front Roller <i>This Roller is 20mm Shorter Than BM18481.</i>	222.56
	BM18480	(1) 22 In. 2 In. (5 cm) Diameter Wide Tube/Hollow Smooth Roller <i>For use on Greens.</i>	166.91

JOHN DEERE GOLF PRODUCTS
REEL MOWERS

2500B PrecisionCut Riding Greens Mower - Diesel
Continued

CODE	ATTACHMENT IDENTIFIER	DESCRIPTION	SUGGESTED LIST PRICE USD (\$)
		ATTACHMENTS FOR FIELD CONVERSION Continued...	
	BTC10267	(1) 22 In. 2 In. (5cm) MT Grooved Roller	368.09
	BM17668	(1) 22 In. 3 In. (7.6 cm) Diameter Heavy Duty Grooved Disc Front Roller <i>Not compatible if FTC / GTC installed. 3 In. Diameter Front Rollers Raise the Minimum Height of Cut.</i>	335.99
	BM19817	(1) 22 In. 3 In. (7.6 cm) Diameter Spiral Grooved Front Roller With Spiral End Caps <i>Not compatible if FTC / GTC installed. 3 In. Diameter Front Rollers Raise the Minimum Height of Cut.</i>	406.60
	BM23566	(1) 2X22" MT SPIRAL Roller <i>Roller used to help reduce roller overlaps in fairways. For best results install in front and rear roller location of cutting unit.</i>	368.09

JOHN DEERE GOLF PRODUCTS

REEL MOWERS

2500E E-Cut Hybrid Riding Greens Mower - Gas

Equipment for Base Machine

21.0 hp (15.7 kW) at 3600 rpm, Engine Manufacturer Gross Power, Tested in accordance with SAE J1995. The engine horsepower and torque information are provided by the engine manufacturer to be used for comparison purposes only. Actual operating horsepower and torque will be less. Refer to the engine manufacturers web site for additional information.

Foot Actuated Adjustable Tilt Steering Wheel
Deluxe Seat
2-Post SAE J21294 Roll Over Protection Structure with Seat Belts
Command Arm Operator Controls
Four Function LED Warning Monitor with Hour Meter
One Touch Hand Lift Lever

Hand Operated Mow/Transport Lever
Direct Mounted Pumps
Power Steering
Hydrostatic Drive
Single Reel Pump
Electric Reel Motors
Offset Reel Design
Quik-Tatch Cutting Units with Adjustable Extension Shields
Quick Adjust QA5 Cutting Units with Speed Link Height of Cut System
Dual Point Adjustable Bed Knife with Notch Adjustments
Double Upstops for Front Cutting Units
Machined Grooved Solid Front Rollers with Solid End Caps
22 In. 2 In. (5 cm) Diameter Wide Tube/Hollow Smooth Rear Rollers
Sit on Seat Diagnostics

White Box Controller
Micro-Lap Backlapping Valve and Reel Speed Control
Disk Brakes
Hydraulic Oil Cooler
18X10.50-10 2 Ply Smooth Floatation Tires
Single Fuel Tank, 7.9 Gallon (30L) Fuel Capacity
BCI Group 40 Maintenance Free Battery
John Deere Golf Operator Videos and All Products Safety Video DVD Set

CODE	ATTACHMENT IDENTIFIER	DESCRIPTION	SUGGESTED LIST PRICE USD (\$)
------	-----------------------	-------------	-------------------------------

Select One Code From Each Required Category

BASE MACHINE

F.O.B. Raleigh, North Carolina

1215TC	2500E E-Cut Hybrid Riding Greens Mower - Gas	34,610.00
--------	--	-----------

REEL CUTTING UNITS

1003	(3) Vertical Cutting Units With Front AND Rear Rollers and Molded One-Piece Grass Catchers with large paddle clip and Grass Catcher Side Plate Insert, Rear catcher and bail system	-69.00
1004	(3) Quick Adjust 5 (QA5) Seven Blade 22 In. (55.9 cm) Heavy Section Cutting Units With Adjustable 4.8mm Bedknife, 5 In. (12.7 cm) Diameter Reels and Molded One-Piece Grass Catchers with large paddle clip and Grass Catcher Side Plate Insert, Rear catcher and bail system, Less Front and Rear Rollers	-246.00
1005	(3) Quick Adjust 5 (QA5) Eleven Blade 22 In. (55.9 cm) Cutting Units With Adjustable 2.0mm Bedknife, 5 In. (12.7 cm) Diameter Reels and Molded One-Piece Grass Catchers with large paddle clip and Grass Catcher Side Plate Insert, Rear catcher and bail system, Less Front and Rear Rollers	In Base Price
1010	Less Cutting Units and Grass Catchers with large paddle clip	-7,498.00

REEL FRONT ROLLERS

2001	(3) 22 In. 2 In. (5 cm) Diameter Wide Tube/Hollow Smooth Front Rollers	-216.00
2002	(3) 22 In. 2 In. (5 cm) Diameter Machined Grooved Solid Front Rollers With Solid End Caps	In Base Price

JOHN DEERE GOLF PRODUCTS
REEL MOWERS

2500E E-Cut Hybrid Riding Greens Mower - Gas
Continued

CODE	ATTACHMENT IDENTIFIER	DESCRIPTION	SUGGESTED LIST PRICE USD (\$)
REEL FRONT ROLLERS Continued...			
2003		(3) 22 In. 3 In. (7.6 cm) Diameter Spiral Grooved Front Rollers with Spiral End Caps <i>Not compatible if FTC / GTC installed. 3 In. Diameter Front Rollers Raise the Minimum Height of Cut.</i>	456.00
2004		(3) 22 In. 2 In. (5 cm) Diameter Machined Grooved Wide Solid Front Rollers	-18.00
2005		(3) 22 In. 2 In. (5cm) MT Spiral Roller <i>NOT FOR USE ON GREENS. Roller used to help reduce roller overlaps in fairways. For best results install in front and rear roller location of cutting unit.</i>	348.00
2006		(3) 22 In. 2 In. (5cm) MT Grooved Roller <i>NOT FOR USE ON GREENS. Roller used to help reduce roller overlaps in fairways. For best results install in front and rear roller location of cutting unit.</i>	348.00
2010		Less Front Rollers	-684.00
REEL REAR ROLLERS			
2501		(3) 22 In. 2 In. (5 cm) Diameter Wide Tube/Hollow Smooth Rollers	In Base Price
2502		(3) 22 In. 2 In. (5cm) MT Spiral Roller <i>NOT FOR USE ON GREENS. Roller used to help reduce roller overlaps in fairways. For best results install in front and rear roller location of cutting unit.</i>	564.00
2503		(3) 22 In. 2 In. (5cm) MT Grooved Roller <i>NOT FOR USE ON GREENS. Roller used to help reduce roller overlaps in fairways. For best results install in front and rear roller location of cutting unit.</i>	564.00
2510		Less Rear Rollers	-468.00
WHEELS WITH TIRES (THREE)			
3001		(3) Smooth Floatation Tires and Wheels (18x10.50-10)	In Base Price
3002		(3) Smooth Tires and Wheels (20x10.00-10)	11.00
3003		(3) Turf Guard Traction Tires and Wheels (20x10.00-10)	33.00
3004		(3) Smooth Tires and Wheels (20x10.00-10) 4 Ply Rated <i>Lowest Recommended Tire pressure 15 PSI (1.03 bar). Due to higher pressures may cause marking on soft greens.</i>	11.00
3010		Less Wheels with Tires	-425.00
REEL CUTTING UNIT COUNTER WEIGHTS			
4001		(3) Cutting Unit ONLY Counter Weight Kit <i>Needed if NOT installing Rear Roller Power Brush or GTC/FTC Kits.</i>	In Base Price
4002		(3) QA5 Cutting Unit Brush Only Counter Weight Kit <i>Needed if only installing Rear Roller Power Brush on cutting unit.</i>	216.00
4003		(3) QA5 Cutting Unit FTC/GTC ONLY Counter Weight Kit	Same Price

JOHN DEERE GOLF PRODUCTS
REEL MOWERS

2500E E-Cut Hybrid Riding Greens Mower - Gas
Continued

CODE	ATTACHMENT IDENTIFIER	DESCRIPTION	SUGGESTED LIST PRICE USD (\$)
4010		REEL CUTTING UNIT COUNTER WEIGHTS Continued... Less Counter Weight kit <i>Ordered if Both Rear Roller Power Brush and FTC/GTC Kit Installed.</i>	-174.00
REEL CUTTING UNIT ATTACHING YOKES			
5001		(3) 22 Inch Cutting Unit Attaching Yokes <i>Needed to attach 2009 cutting units to 2009 traction machine.</i>	In Base Price
5002		(3) 22 Inch Cutting Unit Rear Attaching Point Yoke for FAIRWAYS <i>These yokes attach at the rear of the cutting unit and are for units used in fairway applications (not recommended for greens).</i>	789.00
5010		Less Cutting Yokes	-549.00
ATTACHMENTS - ORDER AS DESIRED			
9330		CE Kit: Battery Label Kit <i>This kit must be ordered to meet battery labeling requirement in Brazil.</i>	No Charge
9010		Cutting Units: (3) QA5 22 In. Vertical Cutting Unit With Front Roller Less Motor	6,603.00
9015		Miscellaneous: (3) 22 In. Fairway Tender Conditioners (FTC) Shaft and Blades <i>Requires order code 9016.</i>	1,395.00
9016		(3) GTC/FTC Gear Drive <i>Requires order code 9015.</i>	3,591.00
9017		(3) 22 In. Rear Roller Power Brushes <i>Requires order code 9018.</i>	396.00
9018		(3) Rear Roller Power Brush Drive <i>Requires order code 9017.</i>	1,083.00
9019		(3) 22 In. Front Rotary Turf Brush <i>Cannot be used with FTC/GTC. Also requires gear drive.</i>	588.00
9020		(3) 22 In. Greens Tender Conditioner (GTC) Shaft and Blades <i>Requires order code 9016.</i>	792.00
9025		(3) Smooth Roller Scrapers	45.00
9070		(3) QA5 Grass Catcher Lip Extension <i>This kit extends the front lip of the Grass Catcher closer to the reel.</i>	27.00
9115		Greens Mower Convenience Kit <i>Contains Storage Area Pad and Elastic Storage Retainer.</i>	74.00
9910		Leak Detector Kit <i>For Serial No. TC250BG010001-.</i>	1,301.00
9801		(3) 22 In. Front Rotary DT Brush <i>Brush with helix design and increased bristles; Cannot be used with GTC/FTC. Also need to order Gear Drive.</i>	588.00

JOHN DEERE GOLF PRODUCTS
REEL MOWERS

2500E E-Cut Hybrid Riding Greens Mower - Gas
Continued

CODE	ATTACHMENT IDENTIFIER	DESCRIPTION	SUGGESTED LIST PRICE USD (\$)
		ATTACHMENTS - ORDER AS DESIRED Continued...	
9803		(3) QA5 Eleven Blade 22 In. Cutting Units less front and rear rollers	6,672.00
9804		(3) QA5 Seven Blade 22 In. Cutting Units less front and rear rollers	6,426.00
		ATTACHMENTS FOR FIELD CONVERSION	
		Bedknives	
	ET17532	Bedknife, 4.8mm Fairway	See Parts
	MT7351	Bedknife, 2.0mm Ultra Low Cut	See Parts
	ET17534	Bedknife, 2.5mm Tournament	See Parts
	ET17533	Bedknife, 3.2 mm	See Parts
	ET11066	Bedknife, 3.2 mm with Hardened Insert	See Parts
	ET17767	Bedknife, Hi-cut Fairway 7.6 mm	See Parts
		Cutting Units:	
	BM22460	(1) QA5 22 In. Vertical Cutting Unit With Front Roller Less Motor	2,355.07
	BM24130	(1) QA5 Eleven Blade 22 In. Cutting Unit w/Adjustable 2.0 mm Bedknife, Less Front and Rear Roller & Motor	2,379.69
	BM24129	(1) QA5 Seven Blade 22 In. Heavy Section Blade Cutting Unit With Adjustable 4.8 mm Bedknife, Less Yokes, Front and Rear Roller & Motor	2,291.94
		European CE Kit:	
	TCB11729	Compliance Kit <i>This kit must be ordered to meet the EU country of France shielding regulations.</i>	50.29
		Miscellaneous:	
	BM22671	(1) 22 In. Fairway Tender Conditioners (FTC) Shaft and Blades <i>Requires GTC/FTC Gear Drive (BM22469).</i>	497.56
	BM22761	(1) 22 In. Front Rotary Turf Brush	209.71
	BM22471	(1) 22 In. Greens Tender Conditioner (GTC) Shaft and Blades <i>Requires GTC/FTC Gear Drive.</i>	282.49
	BM22668	(1) 22 In. Rear Roller Power Brush <i>Requires Rear Roller Power Brush Drive (BM22527).</i>	141.24
	BM22995	(1) 22 In. Smooth Roller Scraper	16.06
	BM22469	(1) GTC/FTC Gear Drive	1,280.79
	BM24730	(1) QA5 22 In. Front Rotary DT Brush <i>Brush with helix design and increased bristles; Cannot be used with GTC/FTC. Also need to order Gear Drive.</i>	209.71
	BM23910	(1) QA5 Grass Catcher Lip Extension <i>This kit extends the front lip of the grass catcher closer to the reel.</i>	9.63

JOHN DEERE GOLF PRODUCTS
REEL MOWERS

2500E E-Cut Hybrid Riding Greens Mower - Gas
Continued

CODE	ATTACHMENT IDENTIFIER	DESCRIPTION	SUGGESTED LIST PRICE USD (\$)
		ATTACHMENTS FOR FIELD CONVERSION Continued...	
	BM22527	(1) Rear Roller Power Brush Drive <i>Requires 22 In. Rear Roller Power Brush (BM22668).</i>	386.27
	BTC10122	(3) 22 Inch Cutting Unit Rear Attaching Point Yoke Kit for FAIRWAYS <i>These yokes attach at the rear of the cutting unit and are for units used in fairway applications one (1) kit needed per machine.</i>	1,431.66
	TCA19547	2"x 22" Machine Grooved Roller Scraper	See Parts
	BM23002	3"X22" GROOVE ROLLER SCRAPER <i>Not compatible with Fairway Tender Conditioners (FTC). Can be used on QA5 Cutting units by ordering (1) TCA19597 for each scraper from parts. Requires 3 for 2500's and 5 for Fairway mowers.</i>	146.59
	AMT2477	Arm Rest Kit (Includes One Arm Rest and Hardware)	See Parts
	BM23080	Cutting Unit Top Shield Extension (Set of 3)	84.53
	TCB11356	Cutting Unit Yokes Kit (22") for MY1998-2008	817.49
	TCB11341	Cutting Unit Yokes Kit for MY 2009 # Current or QA5 Cutting Units	587.43
	BM19744	Dew Whip Holder Bracket	63.13
	BTC10606	Grass Catcher Mounting Kit <i>Mounting Hardware for complete machine.</i>	143.39
	BTC10216	Grass Catcher with large paddle clip (22 Low Profile) <i>2 needed for complete machine for 2500's. 2 needed for rear locations for Fairway Mowers 7700/8700. 1 needed for 180 & 220 E-Cut Hybrid Walk Greens Mower.</i>	175.49
	BM19739	Greens Mower Convenience Kit <i>Contains Storage Area Pad and Elastic Storage Retainer.</i>	79.19
	AMT2978	Height of Cut Gauge Bar	See Parts
	TCB11710	Large E-Crate Cover	See Parts
	TCB11165	Leak Detector Kit <i>For Serial No. TC250BG010001-Current Models</i>	1,392.07
	BM19746	Light Kit, Front	243.96
	BM19852	Light Kit, Rear Grass Catcher <i>Mounting Hardware and Wiring with One Light.</i>	53.50
	BM24199	QA5 Grass Catcher Side Plate Insert <i>2 Needed for complete machine 2500's. 1 Needed for front center location for 7500/8500 Fairway Mowers. 1 Needed for 180 & 220 E-Cut Hybrid Walk Greens Mowers. 3 Needed for front 8000 E-Cut Hybrid Fairway Mower.</i>	47.09
	BTC10407	Rear Grass Catcher Bail Kit <i>Mounting Bail needed for rear cutting unit 1 needed per machine.</i>	153.01

JOHN DEERE GOLF PRODUCTS
REEL MOWERS

2500E E-Cut Hybrid Riding Greens Mower - Gas
Continued

CODE	ATTACHMENT IDENTIFIER	DESCRIPTION	SUGGESTED LIST PRICE USD (\$)
		ATTACHMENTS FOR FIELD CONVERSION Continued...	
	BTC10408	Rear Grass Catcher with Handles <i>Requires 2 for complete machine & rear grass catcher bail system BTC10501.</i>	142.31
	TCB11167	Third Wheel Assist Kit	2,455.66
	BM19750	Tires and Wheels (18x10.50-10), (3) Smooth Floatation	454.76
	BM19748	Tires and Wheels (20x10.00-10), (3) Smooth	466.51
	BTC10071	Tires and Wheels (20x10.00-10), (3) Smooth 4 Ply-Rated <i>Lowest Recommended Tire pressure 15 PSI (1.03 bar). Due to higher pressures may cause marking on soft greens.</i>	466.51
	BM19749	Tires and Wheels (20x10.00-10), (3) Turf Guard Traction	490.06
	BM22762	Reel Cutting Unit Counter Weights (1) Cutting Unit ONLY Counter Weight Kit <i>Needed if NOT installing Rear Roller Power Brush or GTC / FTC Kits.</i>	62.06
	BM22705	(1) QA5 Cutting Unit Brush Only Counter Weight Kit <i>Needed if only installing Rear Roller Power Brush on cutting unit.</i>	139.10
	BM22704	(1) QA5 FTC/GTC ONLY Counter Weight Kit <i>Needed if ONLY installing FTC/GTC on cutting unit.</i>	62.06
	BM18712	Rollers: (1) 22 In. 2 In. (5 cm) Diameter Machined Grooved Solid Front Roller With Solid End Caps	243.96
	BM18481	(1) 22 In. 2 In. (5 cm) Diameter Machined Grooved Wide Solid Front Roller	237.54
	BE23416	(1) 22 In. 2 In. (5 cm) Diameter Machined Grooved Solid Front Roller <i>This Roller is 20mm Shorter Than BM18481.</i>	222.56
	BM18480	(1) 22 In. 2 In. (5 cm) Diameter Wide Tube/Hollow Smooth Roller <i>For use on Greens.</i>	166.91
	BTC10267	(1) 22 In. 2 In. (5cm) MT Grooved Roller	368.09
	BM17668	(1) 22 In. 3 In. (7.6 cm) Diameter Heavy Duty Grooved Disc Front Roller <i>Not compatible if FTC / GTC installed. 3 In. Diameter Front Rollers Raise the Minimum Height of Cut.</i>	335.99
	BM19817	(1) 22 In. 3 In. (7.6 cm) Diameter Spiral Grooved Front Roller With Spiral End Caps <i>Not compatible if FTC / GTC installed. 3 In. Diameter Front Rollers Raise the Minimum Height of Cut.</i>	406.60
	BM23566	(1) 2X22" MT SPIRAL Roller <i>Roller used to help reduce roller overlaps in fairways. For best results install in front and rear roller location of cutting unit.</i>	368.09

JOHN DEERE GOLF PRODUCTS

REEL MOWERS

2500E E-Cut Hybrid Riding Greens Mower - Diesel

Equipment for Base Machine

19.6 hp (14.6 kW) per SAE J1995
Engine hp is provided by the
engine manufacturer to be used
for comparison purposes only.
Actual operating hp will be
less. Refer to the engine
manufacturer's web site for
additional information.

Foot Actuated Adjustable Tilt
Steering Wheel
Deluxe Seat
2-Post SAE J21294 Roll Over
Protection Structure with Seat
Belts
Command Arm Operator Controls
Four Function LED Warning
Monitor with Hour Meter
One Touch Hand Lift Lever
Hand Operated Mow/Transport
Lever
Direct Mounted Pumps

Power Steering
Hydrostatic Drive
Single Reel Pump
Electric Reel Motors
Offset Reel Design
Quick-Tatch Cutting Units with
Adjustable Extension Shields
Quick Adjust QA5 Cutting Units
with Speed Link Height of Cut
System
Dual Point Adjustable Bed Knife
with Notch Adjustments
Double Upstops for Front Cutting
Units
Machined Grooved Solid Front
Rollers with Solid End Caps
22 In. 2 In. (5 cm) Diameter
Wide Tube/Hollow Smooth
Rear Rollers
Sit on Seat Diagnostics
White Box Controller
Micro-Lap Backlapping Valve and

Reel Speed Control
Disk Brakes
Hydraulic Oil Cooler
18X10.50-10 2 Ply Smooth
Floatation Tires
Single Fuel Tank, 7.9 Gallon
(30L) Fuel Capacity
BCI Group 40 Maintenance Free
Battery
John Deere Golf Operator Videos
and All Products Safety Video
DVD Set

CODE	ATTACHMENT IDENTIFIER	DESCRIPTION	SUGGESTED LIST PRICE USD (\$)
Select One Code From Each Required Category			
BASE MACHINE			
<i>F.O.B. Raleigh, North Carolina</i>			
1194TC		2500E E-Cut Hybrid Riding Greens Mower - Diesel	40,592.00
REEL CUTTING UNITS			
1003		(3) Vertical Cutting Units With Front AND Rear Rollers and Molded One-Piece Grass Catchers with large paddle clip and Grass Catcher Side Plate Insert, Rear catcher and bail system	-69.00
1004		(3) Quick Adjust 5 (QA5) Seven Blade 22 In. (55.9 cm) Heavy Section Cutting Units With Adjustable 4.8mm Bedknife, 5 In. (12.7 cm) Diameter Reels and Molded One-Piece Grass Catchers with large paddle clip and Grass Catcher Side Plate Insert, Rear catcher and bail system, Less Front and Rear Rollers	-246.00
1005		(3) Quick Adjust 5 (QA5) Eleven Blade 22 In. (55.9 cm) Cutting Units With Adjustable 2.0mm Bedknife, 5 In. (12.7 cm) Diameter Reels and Molded One-Piece Grass Catchers with large paddle clip and Grass Catcher Side Plate Insert, Rear catcher and bail system, Less Front and Rear Rollers	In Base Price
1010		Less Cutting Units and Grass Catchers with large paddle clip	-7,498.00
REEL FRONT ROLLERS			
2001		(3) 22 In. 2 In. (5 cm) Diameter Wide Tube/Hollow Smooth Front Rollers	-216.00
2002		(3) 22 In. 2 In. (5 cm) Diameter Machined Grooved Solid Front Rollers With Solid End Caps	In Base Price

JOHN DEERE GOLF PRODUCTS
REEL MOWERS

2500E E-Cut Hybrid Riding Greens Mower - Diesel
Continued

CODE	ATTACHMENT IDENTIFIER	DESCRIPTION	SUGGESTED LIST PRICE USD (\$)
REEL FRONT ROLLERS Continued...			
2003		(3) 22 In. 3 In. (7.6 cm) Diameter Spiral Grooved Front Rollers with Spiral End Caps <i>Not compatible if FTC / GTC installed. 3 In. Diameter Front Rollers Raise the Minimum Height of Cut.</i>	456.00
2004		(3) 22 In. 2 In. (5 cm) Diameter Machined Grooved Wide Solid Front Rollers	-18.00
2005		(3) 22 In. 2 In. (5cm) MT Spiral Roller <i>NOT FOR USE ON GREENS. Roller used to help reduce roller overlaps in fairways. For best results install in front and rear roller location of cutting unit.</i>	348.00
2006		(3) 22 In. 2 In. (5cm) MT Grooved Roller <i>NOT FOR USE ON GREENS. Roller used to help reduce roller overlaps in fairways. For best results install in front and rear roller location of cutting unit.</i>	348.00
2010		Less Front Rollers	-684.00
REEL REAR ROLLERS			
2501		(3) 22 In. 2 In. (5 cm) Diameter Wide Tube/Hollow Smooth Rollers	In Base Price
2502		(3) 22 In. 2 In. (5cm) MT Spiral Roller <i>NOT FOR USE ON GREENS. Roller used to help reduce roller overlaps in fairways. For best results install in front and rear roller location of cutting unit.</i>	564.00
2503		(3) 22 In. 2 In. (5cm) MT Grooved Roller <i>NOT FOR USE ON GREENS. Roller used to help reduce roller overlaps in fairways. For best results install in front and rear roller location of cutting unit.</i>	564.00
2510		Less Rear Rollers	-468.00
WHEELS WITH TIRES (THREE)			
3001		(3) Smooth Floatation Tires and Wheels (18x10.50-10)	In Base Price
3002		(3) Smooth Tires and Wheels (20x10.00-10)	11.00
3003		(3) Turf Guard Traction Tires and Wheels (20x10.00-10)	33.00
3004		(3) Smooth Tires and Wheels (20x10.00-10) 4 Ply Rated <i>Lowest Recommended Tire pressure 15 PSI (1.03 bar). Due to higher pressures may cause marking on soft greens.</i>	11.00
3010		Less Wheels with Tires	-425.00
REEL CUTTING UNIT COUNTER WEIGHTS			
4001		(3) Cutting Unit ONLY Counter Weight Kit <i>Needed if NOT installing Rear Roller Power Brush or GTC/FTC Kits.</i>	In Base Price
4002		(3) QA5 Cutting Unit Brush Only Counter Weight Kit <i>Needed if only installing Rear Roller Power Brush on cutting unit.</i>	216.00
4003		(3) QA5 Cutting Unit FTC/GTC ONLY Counter Weight Kit	Same Price

JOHN DEERE GOLF PRODUCTS
REEL MOWERS

2500E E-Cut Hybrid Riding Greens Mower - Diesel
Continued

CODE	ATTACHMENT IDENTIFIER	DESCRIPTION	SUGGESTED LIST PRICE USD (\$)
4010		REEL CUTTING UNIT COUNTER WEIGHTS Continued... Less Counter Weight kit <i>Ordered if Both Rear Roller Power Brush and FTC/GTC Kit Installed.</i>	-174.00
REEL CUTTING UNIT ATTACHING YOKES			
5001		(3) 22 Inch Cutting Unit Attaching Yokes <i>Needed to attach 2009 cutting units to 2009 traction machine.</i>	In Base Price
5002		(3) 22 Inch Cutting Unit Rear Attaching Point Yoke for FAIRWAYS <i>These yokes attach at the rear of the cutting unit and are for units used in fairway applications (not recommended for greens).</i>	789.00
5010		Less Cutting Yokes	-549.00
ATTACHMENTS - ORDER AS DESIRED			
9330		CE Kit: Battery Label Kit <i>This kit must be ordered to meet battery labeling requirement in Brazil.</i>	No Charge
9010		Cutting Units: (3) QA5 22 In. Vertical Cutting Unit With Front Roller Less Motor	6,603.00
9100		European CE Kit European CE Conversion Kit for 2500E Hybrid Riding GreensMower - Diesel <i>Must be ordered to receive a 2500E Hybrid Riding GreensMower - Diesel which meets CE Mark requirements. Kit includes Locking Hood Latch, Pictorial Decals and Operator's Manuals in English, French, German, Spanish and Italian.</i>	20.00
9101		European CE Conversion Kit for 7 and 11 Blade Cutting Units <i>Must be ordered to receive decals that convert (3) 7 or 11 Blade Cutting Units to meet CE Mark requirements.</i>	No Charge
9350		Compliance Kit <i>This kit must be ordered to meet the EU country of France shielding regulations.</i>	47.00
9015		Miscellaneous: (3) 22 In. Fairway Tender Conditioners (FTC) Shaft and Blades <i>Requires order code 9016.</i>	1,395.00
9016		(3) GTC/FTC Gear Drive <i>Requires order code 9015.</i>	3,591.00
9017		(3) 22 In. Rear Roller Power Brushes <i>Requires order code 9018.</i>	396.00
9018		(3) Rear Roller Power Brush Drive <i>Requires order code 9017.</i>	1,083.00
9019		(3) 22 In. Front Rotary Turf Brush <i>Cannot be used with FTC/GTC. Also requires gear drive.</i>	588.00
9020		(3) 22 In. Greens Tender Conditioner (GTC) Shaft and Blades <i>Requires order code 9016.</i>	792.00
9025		(3) Smooth Roller Scrapers	45.00

JOHN DEERE GOLF PRODUCTS
REEL MOWERS

2500E E-Cut Hybrid Riding Greens Mower - Diesel
Continued

CODE	ATTACHMENT IDENTIFIER	DESCRIPTION	SUGGESTED LIST PRICE USD (\$)
		ATTACHMENTS - ORDER AS DESIRED Continued...	
9070		(3) QA5 Grass Catcher Lip Extension <i>This kit extends the front lip of the Grass Catcher closer to the reel.</i>	27.00
9115		Greens Mower Convenience Kit <i>Contains Storage Area Pad and Elastic Storage Retainer.</i>	74.00
9910		Leak Detector Kit <i>For Serial No. TC250BG010001-.</i>	1,301.00
9801		(3) 22 In. Front Rotary DT Brush <i>Brush with helix design and increased bristles; Cannot be used with GTC/FTC. Also need to order Gear Drive.</i>	588.00
9803		(3) QA5 Eleven Blade 22 In. Cutting Units less front and rear rollers	6,672.00
9804		(3) QA5 Seven Blade 22 In. Cutting Units less front and rear rollers	6,426.00
		ATTACHMENTS FOR FIELD CONVERSION	
		Bedknives	
	ET17532	Bedknife, 4.8mm Fairway	See Parts
	MT7351	Bedknife, 2.0mm Ultra Low Cut	See Parts
	ET17534	Bedknife, 2.5mm Tournament	See Parts
	ET17533	Bedknife, 3.2 mm	See Parts
	ET11066	Bedknife, 3.2 mm with Hardened Insert	See Parts
	ET17767	Bedknife, Hi-cut Fairway 7.6 mm	See Parts
		Cutting Units:	
	BM22460	(1) QA5 22 In. Vertical Cutting Unit With Front Roller Less Motor	2,355.07
	BM24130	(1) QA5 Eleven Blade 22 In. Cutting Unit w/Adjustable 2.0 mm Bedknife, Less Front and Rear Roller & Motor	2,379.69
	BM24129	(1) QA5 Seven Blade 22 In. Heavy Section Blade Cutting Unit With Adjustable 4.8 mm Bedknife, Less Yokes, Front and Rear Roller & Motor	2,291.94
		Engine:	
	TCA19916	B20 Biodiesel Conversion Kit <i>This kit converts one machine to use B20 Diesel fuel.</i>	See Parts
		European CE Kit:	
	TCB11729	Compliance Kit <i>This kit must be ordered to meet the EU country of France shielding regulations.</i>	50.29
		Miscellaneous:	
	BM22671	(1) 22 In. Fairway Tender Conditioners (FTC) Shaft and Blades <i>Requires GTC/FTC Gear Drive (BM22469).</i>	497.56
	BM22761	(1) 22 In. Front Rotary Turf Brush	209.71

JOHN DEERE GOLF PRODUCTS
REEL MOWERS

2500E E-Cut Hybrid Riding Greens Mower - Diesel
Continued

CODE	ATTACHMENT IDENTIFIER	DESCRIPTION	SUGGESTED LIST PRICE USD (\$)
		ATTACHMENTS FOR FIELD CONVERSION Continued...	
BM22471		(1) 22 In. Greens Tender Conditioner (GTC) Shaft and Blades <i>Requires GTC/FTC Gear Drive.</i>	282.49
BM22668		(1) 22 In. Rear Roller Power Brush <i>Requires Rear Roller Power Brush Drive (BM22527).</i>	141.24
BM22995		(1) 22 In. Smooth Roller Scraper	16.06
BM22469		(1) GTC/FTC Gear Drive	1,280.79
BM24730		(1) QA5 22 In. Front Rotary DT Brush <i>Brush with helix design and increased bristles; Cannot be used with GTC/FTC. Also need to order Gear Drive.</i>	209.71
BM23910		(1) QA5 Grass Catcher Lip Extension <i>This kit extends the front lip of the grass catcher closer to the reel.</i>	9.63
BM22527		(1) Rear Roller Power Brush Drive <i>Requires 22 In. Rear Roller Power Brush (BM22668).</i>	386.27
BTC10122		(3) 22 Inch Cutting Unit Rear Attaching Point Yoke Kit for FAIRWAYS <i>These yokes attach at the rear of the cutting unit and are for units used in fairway applications one (1) kit needed per machine.</i>	1,431.66
TCA19547		2"x 22" Machine Grooved Roller Scraper	See Parts
BM23002		3"X22" GROOVE ROLLER SCRAPER <i>Not compatible with Fairway Tender Conditioners (FTC). Can be used on QA5 Cutting units by ordering (1) TCA19597 for each scraper from parts. Requires 3 for 2500's and 5 for Fairway mowers.</i>	146.59
AMT2477		Arm Rest Kit (Includes One Arm Rest and Hardware)	See Parts
BM23080		Cutting Unit Top Shield Extension (Set of 3)	84.53
TCB11356		Cutting Unit Yokes Kit (22") for MY1998-2008	817.49
TCB11341		Cutting Unit Yokes Kit for MY 2009 # Current or QA5 Cutting Units	587.43
BM19744		Dew Whip Holder Bracket	63.13
BTC10606		Grass Catcher Mounting Kit <i>Mounting Hardware for complete machine.</i>	143.39
BTC10216		Grass Catcher with large paddle clip (22 Low Profile) <i>2 needed for complete machine for 2500's. 2 needed for rear locations for Fairway Mowers 7700/8700. 1 needed for 180 & 220 E-Cut Hybrid Walk Greens Mower.</i>	175.49
BM19739		Greens Mower Convenience Kit <i>Contains Storage Area Pad and Elastic Storage Retainer.</i>	79.19
AMT2978		Height of Cut Gauge Bar	See Parts
TCB11710		Large E-Crate Cover	See Parts

JOHN DEERE GOLF PRODUCTS
REEL MOWERS

2500E E-Cut Hybrid Riding Greens Mower - Diesel
Continued

CODE	ATTACHMENT IDENTIFIER	DESCRIPTION	SUGGESTED LIST PRICE USD (\$)
		ATTACHMENTS FOR FIELD CONVERSION Continued...	
	TCB11165	Leak Detector Kit <i>For Serial No. TC250BG010001-Current Models</i>	1,392.07
	BM19746	Light Kit, Front	243.96
	BM19852	Light Kit, Rear Grass Catcher <i>Mounting Hardware and Wiring with One Light.</i>	53.50
	BM24199	QA5 Grass Catcher Side Plate Insert <i>2 Needed for complete machine 2500's. 1 Needed for front center location for 7500/8500 Fairway Mowers. 1 Needed for 180 & 220 E-Cut Hybrid Walk Greens Mowers. 3 Needed for front 8000 E-Cut Hybrid Fairway Mower.</i>	47.09
	BTC10407	Rear Grass Catcher Bail Kit <i>Mounting Bail needed for rear cutting unit 1 needed per machine.</i>	153.01
	BTC10408	Rear Grass Catcher with Handles <i>Requires 2 for complete machine & rear grass catcher bail system BTC10501.</i>	142.31
	TCB11167	Third Wheel Assist Kit	2,455.66
	BM19750	Tires and Wheels (18x10.50-10), (3) Smooth Floatation	454.76
	BM19748	Tires and Wheels (20x10.00-10), (3) Smooth	466.51
	BTC10071	Tires and Wheels (20x10.00-10), (3) Smooth 4 Ply-Rated <i>Lowest Recommended Tire pressure 15 PSI (1.03 bar). Due to higher pressures may cause marking on soft greens.</i>	466.51
	BM19749	Tires and Wheels (20x10.00-10), (3) Turf Guard Traction	490.06
	BM22762	Reel Cutting Unit Counter Weights (1) Cutting Unit ONLY Counter Weight Kit <i>Needed if NOT installing Rear Roller Power Brush or GTC / FTC Kits.</i>	62.06
	BM22705	(1) QA5 Cutting Unit Brush Only Counter Weight Kit <i>Needed if only installing Rear Roller Power Brush on cutting unit.</i>	139.10
	BM22704	(1) QA5 FTC/GTC ONLY Counter Weight Kit <i>Needed if ONLY installing FTC/GTC on cutting unit.</i>	62.06
	BM18712	Rollers: (1) 22 In. 2 In. (5 cm) Diameter Machined Grooved Solid Front Roller With Solid End Caps	243.96
	BM18481	(1) 22 In. 2 In. (5 cm) Diameter Machined Grooved Wide Solid Front Roller	237.54
	BE23416	(1) 22 In. 2 In. (5 cm) Diameter Machined Grooved Solid Front Roller <i>This Roller is 20mm Shorter Than BM18481.</i>	222.56
	BM18480	(1) 22 In. 2 In. (5 cm) Diameter Wide Tube/Hollow Smooth Roller <i>For use on Greens.</i>	166.91

JOHN DEERE GOLF PRODUCTS
REEL MOWERS

2500E E-Cut Hybrid Riding Greens Mower - Diesel
Continued

CODE	ATTACHMENT IDENTIFIER	DESCRIPTION	SUGGESTED LIST PRICE USD (\$)
		ATTACHMENTS FOR FIELD CONVERSION Continued...	
	BTC10267	(1) 22 In. 2 In. (5cm) MT Grooved Roller	368.09
	BM17668	(1) 22 In. 3 In. (7.6 cm) Diameter Heavy Duty Grooved Disc Front Roller <i>Not compatible if FTC / GTC installed. 3 In. Diameter Front Rollers Raise the Minimum Height of Cut.</i>	335.99
	BM19817	(1) 22 In. 3 In. (7.6 cm) Diameter Spiral Grooved Front Roller With Spiral End Caps <i>Not compatible if FTC / GTC installed. 3 In. Diameter Front Rollers Raise the Minimum Height of Cut.</i>	406.60
	BM23566	(1) 2X22" MT SPIRAL Roller <i>Roller used to help reduce roller overlaps in fairways. For best results install in front and rear roller location of cutting unit.</i>	368.09

JOHN DEERE GOLF PRODUCTS

REEL MOWERS

2653B PrecisionCut Trim and Surrounds Mower

Equipment for Base Machine

*Engine HP is Provided by the Engine Manufacturer to be Used for Comparison Purposes Only. Actual Operating HP will be Less. Refer to the engine manufacturer's web site for additional information.

19.6 HP* (14.6 kW) Gross Per SAE J1995 @ 3000 RPM (19.1, 14.2 kW Net Per SAE J1349 @ 3000 RPM)
Liquid Cooled Three Cylinder IDI Diesel Engine
2 Post SAE J21294 Roll Over Protection Structure with Seat Belts
2 Pedal Foot Controlled

Hydrostatic Drive
Hydraulic Reel Motors
Single Reel Pump
Micro-Lap Backlapping Valve
Oil Cooler
3WD GRIP AWD Traction System
Power Steering
20x10-10.00 Front Turf Tires
20x10-8.00 Rear Turf Tires
Hour Meter
On Board Diagnostic White Box Controller
Four Function LED Warning Monitor
7.4 Gallon (28 L) Fuel Capacity
BCI Group 40 Maintenance Free Battery

Less Cutting Units, Front Lift Arms, Front Rollers and Seat
John Deere Golf Operator Videos and All Products Safety Video DVD Set

CODE	ATTACHMENT IDENTIFIER	DESCRIPTION	SUGGESTED LIST PRICE USD (\$)
------	-----------------------	-------------	-------------------------------

Select One Code From Each Required Category

BASE MACHINE

F.O.B. Raleigh, North Carolina

1223TC	2653B PrecisionCut Trim and Surrounds Mower	24,124.00
--------	---	-----------

REEL CUTTING UNITS

26 Inch E.S.P. Cutting Units:

Includes Front Lift Arms and Yokes.

1001	(3) QA7 Five Blade 26 In. Cutting Units	7,356.00
1005	(3) QA7 Five Blade 26 In. Cutting Units with 6.3 mm bedknife	7,356.00
1006	(3) QA7 Eight Blade 26 In. Cutting Units with 6.3 mm bedknife	7,797.00

30 Inch E.S.P. Cutting Units:

Includes Front Lift Arms and Yokes.

1007	(3) QA7 Five Blade 30 In. Cutting Units	8,558.00
1008	(3) QA7 Eight Blade 30 In. Cutting Units	9,113.00
1010	Less Cutting Units, Front Lift Arms and Yokes	In Base Price

REEL FRONT ROLLERS

26 Inch Front Rollers:

(3) 3 In. (7.6 cm) Diameter Heavy Duty Smooth Solid Front Rollers

2001	(3) 3 In. (7.6 cm) Diameter Heavy Duty Smooth Solid Front Rollers	945.00
------	---	--------

(3) 3 In. (7.6 cm) Diameter Heavy Duty Grooved Disc Front Rollers

2002	(3) 3 In. (7.6 cm) Diameter Heavy Duty Grooved Disc Front Rollers	1,092.00
------	---	----------

JOHN DEERE GOLF PRODUCTS
REEL MOWERS

2653B PrecisionCut Trim and Surrounds Mower

Continued

CODE	ATTACHMENT IDENTIFIER	DESCRIPTION	SUGGESTED LIST PRICE USD (\$)
2003		REEL FRONT ROLLERS Continued... (3) 3 In. (7.6 cm) Diameter Spiral Grooved Front Rollers With Spiral End Caps	1,284.00
2004		30 Inch Front Rollers: (3) 3 In. (7.6 cm) Diameter Heavy Duty Smooth Solid Front Rollers	1,344.00
2005		(3) 3 In. (7.6 cm) Diameter Heavy Duty Machined Grooved Disc Front Rollers	1,491.00
2006		(3) 3 In. (7.6 cm) Diameter Spiral Grooved Front Rollers With Spiral End Caps	1,683.00
2010		Less Front Rollers	In Base Price

SEATS

3001		Deluxe Suspension Seat with Armrest	747.00
3002		Standard Seat	413.00
3010		Less Seat	In Base Price

REEL CUTTING UNIT COUNTER WEIGHTS

4001		(3) Cutting Unit ONLY Counter Weight Kit <i>Needed for ALL 30" Cutting units and if NOT installing Rear Roller Power Brush or GTC Kits on 26" Cutting Unit.</i>	In Base Price
4002		(3) Cutting Unit Brush Only Counter Weight Kit <i>Needed if only installing Rear Roller Power Brush on 26" Cutting Unit.</i>	216.00
4003		(3) FTC/GTC ONLY Counter Weight Kit <i>Needed if ONLY installing FTC on 26" cutting unit.</i>	Same Price
4010		Less Counter Weight kit <i>Ordered if Both Rear Roller Power Brush and FTC Kit installed on 26" Cutting Unit.</i>	-174.00

ATTACHMENTS - ORDER AS DESIRED

9330		CE Kit: Battery Label Kit <i>This kit must be ordered to meet battery labeling requirement in Brazil.</i>	No Charge
9100		European CE Kit: European CE Conversion Kit for 2653B Trim and Surrounds Mower <i>Must be Ordered to Receive a 2653B Mower Which Meets CE Mark Requirements. Kit Includes Locking Hood Latch, Pictorial Decals and Operator's Manuals in English, French German, Spanish and Italian.</i>	20.00
9101		European CE Conversion Kit for 26 In. and 30 In. Cutting Units <i>Must be Ordered to Receive Decals that Convert (3) 26 In. or 30 In. Cutting Unit to Meet CE Mark Requirements.</i>	No Charge

JOHN DEERE GOLF PRODUCTS
REEL MOWERS

2653B PrecisionCut Trim and Surrounds Mower
Continued

CODE	ATTACHMENT IDENTIFIER	DESCRIPTION	SUGGESTED LIST PRICE USD (\$)
ATTACHMENTS - ORDER AS DESIRED Continued...			
Miscellaneous:			
9000		Grass Catchers with Mounting Hardware for 26 Inch Cutting Unit (Set of 3) <i>Not Compatible if Rear Roller Power Brush Installed.</i>	1,185.00
9015		(3) QA7 26 In. Fairway Tender Conditioners Shaft and Blades <i>Requires order code 9016.</i>	1,491.00
9016		(3) QA7 FTC Gear Drive <i>Requires order code 9015.</i>	3,591.00
9017		(3) QA7 26 In. Rear Roller Power Brush <i>Requires order code 9018. NOT Compatible with Grass Catchers.</i>	495.00
9018		(3) QA7 26 In. Rear Roller Power Brush Drive <i>Requires order code 9017. NOT Compatible with Grass Catchers.</i>	1,083.00
9023		(3) 30 In. 3 In. Diameter Heavy Duty Grooved Roller Scrapers	411.00
9025		26 In. Smooth Roller Scrapers (Set of 3) <i>Requires (3) TCA19587 from parts. Not compatible if Rear Roller Power Brush installed.</i>	132.00
9026		(3) 26 In. 3 In. Diameter Heavy Duty Grooved Roller Scraper <i>Not compatible with Fairway Tender Conditioners (FTC).</i>	378.00
9325		30 In. Smooth Roller Scrapers (Set of 3) <i>Requires (3) TCA19587 from parts.</i>	179.00
9807		(3) 8 Blade QA7 less front rollers	6,867.00
9808		(3) 30 In. 8 Blade QA7 less front rollers	7,887.00
ATTACHMENTS FOR FIELD CONVERSION			
CE Kit:			
	BTC10256	Battery Label Kit <i>This kit must be ordered to meet battery labeling requirement in Brazil.</i>	0.00
Cutting Units:			
	BM24124	(1) QA7 Eight Blade 26 In. Cutting Unit with 6.3mm bedknife	2,449.23
	BM24126	(1) QA7 Eight Blade 30 In. Cutting Unit	2,813.03
	BM24123	(1) QA7 Five Blade 26 In. Cutting Unit with 6.3mm bedknife	2,291.94
	BM24125	(1) QA7 Five Blade 30 In. Cutting Unit	2,615.09
Miscellaneous:			
	BM22759	(1) 26 In Grass Catcher (3 needed for complete machine) <i>Requires BM18185 Orifice Kit.</i>	327.41
	BM23005	(1) 26 In. 3 In. Diameter Heavy Duty Grooved Roller Scraper <i>Not compatible with Fairway Tender Conditioners (FTC).</i>	134.81
	BM23004	(1) 30 In. 3 In. Diameter Heavy Duty Grooved Roller Scraper	146.59

JOHN DEERE GOLF PRODUCTS
REEL MOWERS

2653B PrecisionCut Trim and Surrounds Mower
Continued

CODE	ATTACHMENT IDENTIFIER	DESCRIPTION	SUGGESTED LIST PRICE USD (\$)
		ATTACHMENTS FOR FIELD CONVERSION Continued...	
	BM22763	(1) Conversion Mounting Kit old Machine to New QA7 Cutting Units <i>Contains Parts to Convert (1) Cutting Unit.</i>	70.61
	BM22672	(1) QA7 26 In. Fairway Tender Conditioners Shaft and Blades <i>Also need order code 9016 (BM22673).</i>	531.79
	BM22669	(1) QA7 26 In. Rear Roller Power Brush <i>Also need order code 9018 (BM22674). NOT Compatible with Grass Catchers.</i>	176.56
	BM22674	(1) QA7 26 In. Rear Roller Power Brush Drive	386.27
	BM22673	(1) QA7 FTC Gear Drive	1,280.79
	BM22764	1) Conversion Mounting Kit 2009 Machine to Old Cutting ESP Cutting units <i>Contains Parts to Convert (1) Cutting Unit.</i>	70.61
	BM17683	26 In. Smooth Roller Scrapers (Set of 3)	141.24
	BM18440	30 In. Smooth Roller Scrapers (Set of 3)	191.53
	AM117680	Arm Rest Kit	See Parts
	ET17752	Bedknife Hi-Cut, 26-in 15.8 mm	See Parts
	BM18185	Grass Catcher Orifice <i>1) Kit Required for installation of Grass Catchers on 2653B, Not required for 7200.</i>	35.31
	TCU13823	Height of Cut Gauge Bar	See Parts
	TCB11710	Large E-Crate Cover	See Parts
	TCB11353	Lift Arms, Front (26 In. Right Hand and Left Hand)	405.53
	TCB11355	Lift Arms, Front (30 In. Right Hand and Left Hand)	563.89
	TCB11065	Light Bracket Kit, Front <i>Required to Mount BM19746 Front Light Kit.</i>	86.67
	BM19746	Light Kit, Front	243.96
	BM22760	Mounting Hardware for 26 In Grass Catcher (set of 3)	250.39
	TCB11107	Seat, Deluxe Suspension with Armrests	799.29
	TCB11106	Seat, Standard	441.91
	TCB11374	Yokes, Front (26 In. Right Hand and Left Hand)	589.57
	TCB11373	Yokes, Front (30 In. Right Hand and Left Hand)	747.93
		Reel Cutting Unit Counter Weights	
	BM22762	(1) Cutting Unit ONLY Counter Weight Kit <i>Needed if NOT installing Rear Roller Power Brush or GTC / FTC Kits.</i>	62.06

JOHN DEERE GOLF PRODUCTS
REEL MOWERS

2653B PrecisionCut Trim and Surrounds Mower
Continued

CODE	ATTACHMENT IDENTIFIER	DESCRIPTION	SUGGESTED LIST PRICE USD (\$)
		ATTACHMENTS FOR FIELD CONVERSION Continued...	
	BM22704	(1) QA5 FTC/GTC ONLY Counter Weight Kit <i>Needed if ONLY installing FTC/GTC on cutting unit.</i>	62.06
	BM22721	(1) QA7 Cutting Unit Brush Only Counter Weight Kit <i>Needed if only installing Rear Roller Power Brush on 26" Cutting Unit.</i>	139.10
		Rollers:	
	BM17670	(1) 26 In. 3 In. (7.6 cm) Diameter Heavy Duty Grooved Disc Front Roller	389.49
	BM17671	(1) 26 In. 3 In. (7.6 cm) Diameter Heavy Duty Smooth Solid Front Roller	337.06
	BM19818	(1) 26 In. 3 In. (7.6 cm) Diameter Spiral Grooved Front Roller With Spiral End Caps	457.96
	BM18438	(1) 30 In. 3 In. (7.6 cm) Diameter Heavy Duty Grooved Disc Front Roller	531.79
	BM18439	(1) 30 In. 3 In. (7.6 cm) Diameter Heavy Duty Smooth Solid Front Roller	479.36
	BM19819	(1) 30 In. 3 In. (7.6 cm) Diameter Spiral Grooved Front Roller With Spiral End Caps	600.27

JOHN DEERE GOLF PRODUCTS

REEL MOWERS

7200 PrecisionCut Trim and Surrounds Mower

Equipment for Base Machine

*Engine HP is Provided by the Engine Manufacturer to be Used for Comparison Purposes Only. Actual Operating HP will be Less. Refer to the engine manufacturer's web site for additional information.

Gross Engine HP* 26.4 (19.69 kW)
@ 2600 rpm
Net Engine HP* 25.0 (18.64 kW)
@2600 rpm
Three Cylinder Turbo
Diesel Engine
Hydrostatic Drive
(3) Independent Wheel Motors
GRIP All Wheel Drive
Width On Demand 68-in (173 cm)
; 72-In (183 cm)
Reach Trimming System with

Maximum 14 In. (38cm) or 20 In. (50.8 cm) Shift
outside front tire with 26-In (66 cm) or 30-In (76 cm)
Power Steering with Straight Track Steering Cylinder
Dual Disc Brakes
(2) 24x12-12 Turf Trac Front Drive Tires
(1) 24x12-12 Multi Trac Rear Drive Tire
Deluxe Suspension Seat with Retractable
Seatbelt
White Box Controller with On-Board Diagnostics
One-Touch Lift/Lower Joystick Control
Foot Activated Tilt Steering Column

(3) Hydraulic Motors
(3) QA7 26 In. Cutting Units
2-Post Roll Over Protection Structure
6 LED Warning Light Instrument Cluster with Hour Meter
Command Arm Operator Controls
13 U.S. Gallon Fuel Capacity
John Deere Golf Operator Videos and All Products Safety Video
DVD Set

CODE	ATTACHMENT IDENTIFIER	DESCRIPTION	SUGGESTED LIST PRICE USD (\$)
------	-----------------------	-------------	-------------------------------

Select One Code From Each Required Category

BASE MACHINE

F.O.B. Raleigh, North Carolina

1702TC	7200 PrecisionCut Trim and Surrounds Mower	37,232.00
--------	--	-----------

REEL CUTTING UNITS

26 Inch E.S.P. Cutting Units:
Includes Front Lift Arms and Yokes.

1001	(3) QA7 Five Blade 26 In. Cutting Units	-441.00
1005	(3) QA7 Five Blade 26 In. Cutting Units with 6.3 mm bedknife	-441.00
1006	(3) QA7 Eight Blade 26 In. Cutting Units with 6.3 mm bedknife	In Base Price

30 Inch E.S.P. Cutting Units:
Includes Front Lift Arms and Yokes.

1007	(3) QA7 Five Blade 30 In. Cutting Units	776.00
1008	(3) QA7 Eight Blade 30 In. Cutting Units	1,331.00
1010	Less Cutting Units, Front Lift Arms and Yokes	-7,888.00

REEL FRONT ROLLERS

26 Inch Front Rollers:
(3) 3 In. (7.6 cm) Diameter Heavy Duty Smooth Solid Front Rollers

2001		-147.00
------	--	---------

JOHN DEERE GOLF PRODUCTS
REEL MOWERS

7200 PrecisionCut Trim and Surrounds Mower
Continued

CODE	ATTACHMENT IDENTIFIER	DESCRIPTION	SUGGESTED LIST PRICE USD (\$)
2002		REEL FRONT ROLLERS Continued... (3) 3 In. (7.6 cm) Diameter Heavy Duty Grooved Disc Front Rollers	In Base Price
2003		(3) 3 In. (7.6 cm) Diameter Spiral Grooved Front Rollers With Spiral End Caps	192.00
2004		30 Inch Front Rollers: (3) 3 In. (7.6 cm) Diameter Heavy Duty Smooth Solid Front Rollers	252.00
2005		(3) 3 In. (7.6 cm) Diameter Heavy Duty Machined Grooved Disc Front Rollers	399.00
2006		(3) 3 In. (7.6 cm) Diameter Spiral Grooved Front Rollers With Spiral End Caps	591.00
2010		Less Front Rollers	-1,092.00

REEL CUTTING UNIT COUNTER WEIGHTS

4001		(3) Cutting Unit ONLY Counter Weight Kit <i>Needed for ALL 30" Cutting units and if NOT installing Rear Roller Power Brush or GTC Kits on 26" Cutting Unit.</i>	In Base Price
4002		(3) Cutting Unit Brush Only Counter Weight Kit <i>Needed if only installing Rear Roller Power Brush on 26" Cutting Unit.</i>	216.00
4003		(3) FTC/GTC ONLY Counter Weight Kit <i>Needed if ONLY installing FTC on 26" cutting unit.</i>	Same Price
4010		Less Counter Weight kit <i>Ordered if Both Rear Roller Power Brush and FTC Kit installed on 26" Cutting Unit.</i>	-174.00

ATTACHMENTS - ORDER AS DESIRED

9330		CE Kit: Battery Label Kit <i>This kit must be ordered to meet battery labeling requirement in Brazil.</i>	No Charge
9100		European CE Kit: European CE Conversion Kit for 7200 PrecisionCut Trim and Surrounds Mower <i>Must be Ordered to Receive a 7200 Surround Mower Which Meets CE Mark Requirements. Kit Includes Locking Hood Latch, Pictorial Decals and Operator's Manuals in English, French German, Spanish and Italian.</i>	38.00
9101		European CE Conversion Kit for 26 In. and 30 In. Cutting Units <i>Must be Ordered to Receive Decals that Convert (3) 26 In. or 30 In. Cutting Unit to Meet CE Mark Requirements.</i>	No Charge
9350		Compliance Kit <i>This kit must be ordered to meet the EU country of France shielding regulations.</i>	99.00

JOHN DEERE GOLF PRODUCTS
REEL MOWERS

7200 PrecisionCut Trim and Surrounds Mower
Continued

CODE	ATTACHMENT IDENTIFIER	DESCRIPTION	SUGGESTED LIST PRICE USD (\$)
ATTACHMENTS - ORDER AS DESIRED Continued...			
		Miscellaneous:	
9000		Grass Catchers with Mounting Hardware for 26 Inch Cutting Unit (Set of 3) <i>Not Compatible if Rear Roller Power Brush Installed.</i>	1,152.00
9015		(3) QA7 26 In. Fairway Tender Conditioners Shaft and Blades <i>Requires order code 9016.</i>	1,491.00
9016		(3) QA7 FTC Gear Drive <i>Requires order code 9015.</i>	3,591.00
9017		(3) QA7 26 In. Rear Roller Power Brush <i>Requires order code 9018. NOT Compatible with Grass Catchers.</i>	495.00
9018		(3) QA7 26 In. Rear Roller Power Brush Drive <i>Requires order code 9017. NOT Compatible with Grass Catchers.</i>	1,083.00
9023		(3) 30 In. 3 In. Diameter Heavy Duty Grooved Roller Scrapers	411.00
9025		26 In. Smooth Roller Scrapers (Set of 3) <i>Requires (3) TCA19587 from parts.</i>	132.00
9026		(3) 26 In. 3 In. Diameter Heavy Duty Grooved Roller Scraper <i>Not compatible with Fairway Tender Conditioners (FTC).</i>	378.00
9325		30 In. Smooth Roller Scrapers (Set of 3) <i>Requires (3) TCA19587 from parts.</i>	179.00
9335		Joystick Kit	974.00
9345		Light Kit	216.00
9807		(3) 8 Blade QA7 less front rollers	6,867.00
9808		(3) 30 In. 8 Blade QA7 less front rollers	7,887.00

ATTACHMENTS FOR FIELD CONVERSION

		CE Kit:	
BTC10256		Battery Label Kit <i>This kit must be ordered to meet battery labeling requirement in Brazil.</i>	0.00
		Cutting Units:	
BM24124		(1) QA7 Eight Blade 26 In. Cutting Unit with 6.3mm bedknife	2,449.23
BM24126		(1) QA7 Eight Blade 30 In. Cutting Unit	2,813.03
BM24123		(1) QA7 Five Blade 26 In. Cutting Unit with 6.3mm bedknife	2,291.94
BM24125		(1) QA7 Five Blade 30 In. Cutting Unit	2,615.09
		Miscellaneous:	
BM22759		(1) 26 In Grass Catcher (3 needed for complete machine) <i>Requires BM18185 Orifice Kit.</i>	327.41
BM23005		(1) 26 In. 3 In. Diameter Heavy Duty Grooved Roller Scraper <i>Not compatible with Fairway Tender Conditioners (FTC).</i>	134.81

JOHN DEERE GOLF PRODUCTS
REEL MOWERS

7200 PrecisionCut Trim and Surrounds Mower
Continued

CODE	ATTACHMENT IDENTIFIER	DESCRIPTION	SUGGESTED LIST PRICE USD (\$)
		ATTACHMENTS FOR FIELD CONVERSION Continued...	
	BM23004	(1) 30 In. 3 In. Diameter Heavy Duty Grooved Roller Scraper	146.59
	BM22672	(1) QA7 26 In. Fairway Tender Conditioners Shaft and Blades <i>Also need order code 9016 (BM22673).</i>	531.79
	BM22669	(1) QA7 26 In. Rear Roller Power Brush <i>Also need order code 9018 (BM22674).</i> <i>NOT Compatible with Grass Catchers.</i>	176.56
	BM22674	(1) QA7 26 In. Rear Roller Power Brush Drive	386.27
	BM22673	(1) QA7 FTC Gear Drive	1,280.79
	BM17683	26 In. Smooth Roller Scrapers (Set of 3)	141.24
	BM18440	30 In. Smooth Roller Scrapers (Set of 3)	191.53
	ET17752	Bedknife Hi-Cut, 26-in 15.8 mm	See Parts
	TCB11728	Compliance Kit <i>This kit must be ordered to meet the EU country of France shielding regulations.</i>	105.93
	TCU13823	Height of Cut Gauge Bar	See Parts
	TCB11296	Joystick Kit	1,042.19
	TCB11476	Lift Arms, Front (26 In. Right Hand and Left Hand)	502.90
	TCB11477	Lift Arms, Front (30 In. Right Hand and Left Hand)	677.31
	TCB11462	Light Kit	231.11
	BM22760	Mounting Hardware for 26 In Grass Catcher (set of 3)	250.39
	TCB11374	Yokes, Front (26 In. Right Hand and Left Hand)	589.57
	TCB11373	Yokes, Front (30 In. Right Hand and Left Hand)	747.93
		Reel Cutting Unit Counter Weights	
	BM22762	(1) Cutting Unit ONLY Counter Weight Kit <i>Needed if NOT installing Rear Roller Power Brush or GTC / FTC Kits.</i>	62.06
	BM22704	(1) QA5 FTC/GTC ONLY Counter Weight Kit <i>Needed if ONLY installing FTC/GTC on cutting unit.</i>	62.06
	BM22721	(1) QA7 Cutting Unit Brush Only Counter Weight Kit <i>Needed if only installing Rear Roller Power Brush on 26" Cutting Unit.</i>	139.10
		Rollers:	
	BM17670	(1) 26 In. 3 In. (7.6 cm) Diameter Heavy Duty Grooved Disc Front Roller	389.49
	BM17671	(1) 26 In. 3 In. (7.6 cm) Diameter Heavy Duty Smooth Solid Front Roller	337.06

JOHN DEERE GOLF PRODUCTS
REEL MOWERS

7200 PrecisionCut Trim and Surrounds Mower
Continued

CODE	ATTACHMENT IDENTIFIER	DESCRIPTION	SUGGESTED LIST PRICE USD (\$)
		ATTACHMENTS FOR FIELD CONVERSION Continued...	
	BM19818	(1) 26 In. 3 In. (7.6 cm) Diameter Spiral Grooved Front Roller With Spiral End Caps	457.96
	BM18438	(1) 30 In. 3 In. (7.6 cm) Diameter Heavy Duty Grooved Disc Front Roller	531.79
	BM18439	(1) 30 In. 3 In. (7.6 cm) Diameter Heavy Duty Smooth Solid Front Roller	479.36
	BM19819	(1) 30 In. 3 In. (7.6 cm) Diameter Spiral Grooved Front Roller With Spiral End Caps	600.27

JOHN DEERE GOLF PRODUCTS

REEL MOWERS

7500 PrecisionCut Fairway Mower

Equipment for Base Machine

Gross Engine HP 37.1 (27.7 kW)	Reel Lift	Solid Front Rollers
Net Engine HP 35.7(26.55 kW)	Rear Cutting Unit	2-Post Roll Over Protection
@ 2600 RPM	Attaching Point	Structure
Three Cylinder Turbo	Foot Activated Tilt Steering	6 LED Warning Light Instrument
Diesel Engine	Column	Cluster with Hour Meter
Servo Controlled Hydrostatic	On-Board Backlapping with	Removable Rear Cutting Unit
Drive	Adjustabel Reel Speed Control	Upstops
Two Wheel Drive	Five Standard Hydraulic Reel	3 Front Work Lights
Power Steering with Straight	Motors	Command Arm Operator Controls
Track Steering Cylinder	Quick-Tatch Cutting Units	18 U.S. Gallon Fuel Capacity
Dual Disc Brakes	Adjustable Hydraulic	
100 In. (2.54 m) Cutting Width	Down Pressure	
26.5x14-12 Turf Drive Tires	(5) QA5 7 Blade 22 In.	
20x10-8 Turf Steer Tires	(55.9 cm)Cutting Units	
Deluxe Suspension Seat with	with Speed Link Height of	
Armrests and Retractable	Cut System	
Seatbelt	5 In. (12.7 cm) Diameter Reels	
White Box Controller with	Heavy Section Reel Blades with	
On-Board Diagnostics	Adjustable Bedknife with Nocth	
One-Touch Lift/Lower Reel Lever	Adjustments	
Electric Over Hydraulic	2 In. Diameter Machined Grooved	

CODE	ATTACHMENT IDENTIFIER	DESCRIPTION	SUGGESTED LIST PRICE USD (\$)
------	-----------------------	-------------	-------------------------------

Select One Code From Each Required Category

BASE MACHINE

F.O.B. Raleigh, North Carolina

1453TC	7500 PrecisionCut Fairway Mower	55,049.00
--------	---------------------------------	-----------

REEL CUTTING UNITS

1004	(5) Quick Adjust 5 (QA5) Seven Blade 22 In. Heavy Section Standard Cutting Units With Adjustable 4.8 mm Bedknife, Less Front And Rear Rollers	In Base Price
1005	(5) Quick Adjust 5 (QA5) Eleven Blade 22 In. (55.9 cm) Cutting Units With Adjustable 2.0mm Bedknife, 5 In. (12.7 cm) Diameter Reels, Less Front Rollers	410.00
1010	Less Cutting Units	-10,710.00

REEL FRONT ROLLERS

2001	(5) 22 In. 3 In. (7.6 cm) Diameter Heavy Duty Grooved Disc Rollers <i>Not compatible if FTC installed. 3 In. Diameter Front Rollers Raise the Minimum Height of Cut.</i>	530.00
2002	(5) 22 In. 2 In. (5cm) Diameter Machined Grooved Solid Front Rollers	In Base Price
2003	(5) 22 In. 2 In. (5cm) Diameter Spiral Grooved Front Rollers	330.00
2004	(5) 22 In. 3 In. (7.6 cm) Diameter Spiral Grooved Front Rollers with Spiral End Caps <i>Not compatible if FTC installed. 3 In. Diameter Front Rollers Raise the Minimum Height of Cut.</i>	860.00

JOHN DEERE GOLF PRODUCTS
REEL MOWERS

7500 PrecisionCut Fairway Mower
Continued

CODE	ATTACHMENT IDENTIFIER	DESCRIPTION	SUGGESTED LIST PRICE USD (\$)
REEL FRONT ROLLERS Continued...			
2005		(5) 22 In. 2 In. (5cm) MT Spiral Roller <i>NOT FOR USE ON GREENS. Roller used to help reduce roller overlaps in fairways. For best results install in front and rear roller location of cutting unit.</i>	680.00
2006		(5) 22 In. 2 In. (5cm) MT Grooved Roller <i>NOT FOR USE ON GREENS. Roller used to help reduce roller overlaps in fairways. For best results install in front and rear roller location of cutting unit.</i>	680.00
2007		(5) 22 In. 2 In. (5 cm) Diameter Hollow Smooth Roller	-260.00
2010		Less Front Rollers, Roller Adjusters and Skid Shoes	-1,040.00
REEL REAR ROLLERS			
2501		(5) 22 In. 2 In (5cm) Diameter Hollow Smooth Roller	In Base Price
2502		(5) 22 In. 2 In. (5cm) MT Spiral Roller <i>NOT FOR USE ON GREENS. Roller used to help reduce roller overlaps in fairways. For best results install in front and rear roller location of cutting unit.</i>	940.00
2503		(5) 22 In. 2 In. (5cm) MT Grooved Roller <i>NOT FOR USE ON GREENS. Roller used to help reduce roller overlaps in fairways. For best results install in front and rear roller location of cutting unit.</i>	940.00
2510		Less Rear Rollers	-780.00
REEL CUTTING UNIT COUNTER WEIGHTS			
4001		(5) QA5 Cutting Unit ONLY Counter Weight Kit <i>Needed if NOT installing Rear Roller Power Brush or GTC/FTC Kits.</i>	In Base Price
4002		(5) QA5 Cutting Unit Brush Only Counter Weight Kit <i>Needed if only installing Rear Roller Power Brush on Cutting Unit.</i>	360.00
4003		(5) QA5 Cutting Unit FTC/GTC ONLY Counter Weight Kit <i>Needed if ONLY installing FTC/GTC on cutting unit.</i>	Same Price
4010		Less Counter Weight kit	-290.00
ATTACHMENTS - ORDER AS DESIRED			
9330		CE Kit: Battery Label Kit <i>This kit must be ordered to meet battery labeling requirement in Brazil.</i>	No Charge
9010		Cutting Units: (5) Vertical Cutting Units with Front Rollers Less Motors	11,005.00
9100		European CE Kit European CE Conversion Kit, 7500 PrecisionCut Fairway Mower <i>Must be Ordered to Receive a PrecisionCut Fairway Mower Which Meets CE Requirements. Kit Includes Electric Hood Switch, Pictorial Decals and Operator's Manuals in English, French, German, Spanish and Italian.</i>	35.00
9102		European CE Reel Decal Kit for QA5 Cutting Units <i>Must be Ordered to Receive Decals that Converts (5) QA5 Cutting Units to Meet CE Mark Requirements.</i>	No Charge

JOHN DEERE GOLF PRODUCTS
REEL MOWERS

7500 PrecisionCut Fairway Mower
Continued

CODE	ATTACHMENT IDENTIFIER	DESCRIPTION	SUGGESTED LIST PRICE USD (\$)
		ATTACHMENTS - ORDER AS DESIRED Continued...	
9350		Compliance Kit <i>This kit must be ordered to meet the EU country of France shielding regulations.</i>	99.00
		Miscellaneous:	
9733		(5) Front Grass Catchers with large paddle clip Mounting Hardware for QA5 Cutting Units, Rear Bail and Catchers w/handles, Wing Latch Kit and grass catcher side plate inserts kit for front center. <i>Note: Cutting unit shield extensions should only be used in dry conditions.</i>	1,524.00
9015		(5) 22 In. Fairway Tender Conditioners (FTC) Shaft and Blades <i>Requires order code 9016. 3" roller when used on the QA5 is not compatible with the FTC.</i>	2,325.00
9016		(5) QA5 GTC/FTC Gear Drive <i>Requires order code 9015 (BM22670). 3" roller when used on the QA5 is not compatible with the FTC.</i>	5,985.00
9017		(5) 22 In. Rear Roller Power Brushes <i>Requires order code 9018 (BM22527).</i>	660.00
9018		(5) Rear Roller Power Brush Drive <i>Requires order code 9017 (BM22668).</i>	1,805.00
9019		(5) 22 In. Front Rotary Turf Brush <i>Can not be used with FTC/GTC 9015. Requires order code 9016. 3" roller when used on the QA5 is not compatible with the FTC.</i>	980.00
9020		Hydraulic Down Pressure Kit	882.00
9021		4WD Conversion Kit <i>Converts 2WD Traction Unit into 4WD Traction Unit.</i>	4,327.00
9025		(5) 22 In. Smooth Roller Scrapers	75.00
9070		(5) QA5 Grass Catcher Lip Extension <i>This kit extends the front lip of the grass catcher closer to the reel.</i>	45.00
9400		Canopy	425.00
9803		(5) 11 blade QA5 cutting units less front and rear rollers	11,120.00
9804		(5) 7 blade QA5 cutting units less front and rear rollers	10,710.00
		ATTACHMENTS FOR FIELD CONVERSION	
		Bedknives	
	ET17532	Bedknife, 4.8mm Fairway	See Parts
	MT7351	Bedknife, 2.0mm Ultra Low Cut	See Parts
	ET17534	Bedknife, 2.5mm Tournament	See Parts
	ET17533	Bedknife, 3.2 mm	See Parts
	ET11066	Bedknife, 3.2 mm with Hardened Insert	See Parts

JOHN DEERE GOLF PRODUCTS
REEL MOWERS

7500 PrecisionCut Fairway Mower
Continued

CODE	ATTACHMENT IDENTIFIER	DESCRIPTION	SUGGESTED LIST PRICE USD (\$)
		ATTACHMENTS FOR FIELD CONVERSION Continued...	
	ET17767	Bedknife, Hi-cut Fairway 7.6 mm	See Parts
		Cutting Units:	
	BM22460	(1) QA5 22 In. Vertical Cutting Unit With Front Roller Less Motor	2,355.07
	BM24130	(1) QA5 Eleven Blade 22 In. Cutting Unit w/Adjustable 2.0 mm Bedknife, Less Front and Rear Roller & Motor	2,379.69
	BM24129	(1) QA5 Seven Blade 22 In. Heavy Section Blade Cutting Unit With Adjustable 4.8 mm Bedknife, Less Yokes, Front and Rear Roller & Motor	2,291.94
	BM22458	(1) QA5 Seven Blade 22 In. Heavy Section Blade Cutting Unit With Adjustable Bedknife, Less Yokes, Front Roller & Motor	See Parts
		Engine:	
	TCA19917	B20 Biodiesel Conversion Kit <i>This kit converts one machine to use B20 Diesel fuel.</i>	See Parts
		European CE Kit:	
	TCB11727	Compliance Kit <i>This kit must be ordered to meet the EU country of France shielding regulations.</i>	105.93
		Miscellaneous:	
	BM22671	(1) 22 In. Fairway Tender Conditioners (FTC) Shaft and Blades <i>Requires GTC/FTC Gear Drive (BM22469).</i>	497.56
	BM22761	(1) 22 In. Front Rotary Turf Brush	209.71
	BM22668	(1) 22 In. Rear Roller Power Brush <i>Requires Rear Roller Power Brush Drive (BM22527).</i>	141.24
	BM22995	(1) 22 In. Smooth Roller Scraper	16.06
	BM22469	(1) GTC/FTC Gear Drive	1,280.79
	BM23910	(1) QA5 Grass Catcher Lip Extension <i>This kit extends the front lip of the grass catcher closer to the reel.</i>	9.63
	BM22527	(1) Rear Roller Power Brush Drive <i>Requires 22 In. Rear Roller Power Brush (BM22668).</i>	386.27
	TCA19547	2"x 22" Machine Grooved Roller Scraper	See Parts
	BM23002	3"X22" GROOVE ROLLER SCRAPER <i>Not compatible with Fairway Tender Conditioners (FTC). Can be used on QA5 Cutting units by ordering (1) TCA19597 for each scraper from parts. Requires 3 for 2500's and 5 for Fairway mowers.</i>	146.59
	BTC10259	4WD Conversion Kit	4,629.89
	TCB11460	Electronic Cruise Control Kit	256.80
	BTC10217	Front High Capacity Catcher with large paddle clip (3 needed for front location on Fairway Mowers)	180.83

JOHN DEERE GOLF PRODUCTS
REEL MOWERS

7500 PrecisionCut Fairway Mower
Continued

CODE	ATTACHMENT IDENTIFIER	DESCRIPTION	SUGGESTED LIST PRICE USD (\$)
		ATTACHMENTS FOR FIELD CONVERSION Continued...	
	BM22757	Grass Catcher Mounting Kit (set of 5) 1 needed per machine	108.07
	BTC10216	Grass Catcher with large paddle clip (22 Low Profile)	175.49
	TCU13823	Height of Cut Gauge Bar	See Parts
	TCB11128	Hydraulic Down Pressure Kit	943.74
	TCU23674	John Deere Golf Operator Videos and All Products Safety Video DVD Set	See Parts
	BM24199	QA5 Grass Catcher Side Plate Insert <i>2 Needed for complete machine 2500's. 1 Needed for front center location for 7500/8500 Fairway Mowers. 1 Needed for 180 & 220 E-Cut Hybrid Walk Greens Mowers. 3 Needed for front 8000 E-Cut Hybrid Fairway Mower.</i>	47.09
	BM23576	QA5 Slope Leveling Kit <i>1 per cutting unit.</i>	49.21
	BTC10501	Rear Grass Catcher Bail Kit <i>Requires 2 for complete machine & rear grass catcher BTC10408.</i>	182.97
	BTC10194	Wing Latch Kit <i>Needed to Secure Wing Grass Catchers when in Transport Position.</i>	282.49
	BM22762	Reel Cutting Unit Counter Weights (1) Cutting Unit ONLY Counter Weight Kit <i>Needed if NOT installing Rear Roller Power Brush or GTC / FTC Kits.</i>	62.06
	BM22705	(1) QA5 Cutting Unit Brush Only Counter Weight Kit <i>Needed if only installing Rear Roller Power Brush on cutting unit.</i>	139.10
	BM22704	(1) QA5 FTC/GTC ONLY Counter Weight Kit <i>Needed if ONLY installing FTC/GTC on cutting unit.</i>	62.06
		Rollers:	
	BM24202	(1) 22 In. 2 In. (5 cm) Diameter Hollow Smooth Roller	166.91
	BM18481	(1) 22 In. 2 In. (5 cm) Diameter Machined Grooved Wide Solid Front Roller	237.54
	BE23416	(1) 22 In. 2 In. (5 cm) Diameter Machined Grooved Solid Front Roller <i>This Roller is 20mm Shorter Than BM18481.</i>	222.56
	BM19821	(1) 22 In. 2 In. (5 cm) Diameter Spiral Grooved Front Roller	293.19
	BTC10267	(1) 22 In. 2 In. (5cm) MT Grooved Roller <i>NOT FOR USE ON GREENS. Roller used to help reduce roller overlaps in fairways. For best results install in front and rear roller location of cutting unit.</i>	368.09
	BM17668	(1) 22 In. 3 In. (7.6 cm) Diameter Heavy Duty Grooved Disc Front Roller <i>Not compatible if FTC / GTC installed. 3 In. Diameter Front Rollers Raise the Minimum Height of Cut.</i>	335.99

JOHN DEERE GOLF PRODUCTS
REEL MOWERS

7500 PrecisionCut Fairway Mower
Continued

CODE	ATTACHMENT IDENTIFIER	DESCRIPTION	SUGGESTED LIST PRICE USD (\$)
		ATTACHMENTS FOR FIELD CONVERSION Continued...	
	BM19817	(1) 22 In. 3 In. (7.6 cm) Diameter Spiral Grooved Front Roller With Spiral End Caps <i>Not compatible if FTC / GTC installed. 3 In. Diameter Front Rollers Raise the Minimum Height of Cut.</i>	406.60
	BM23566	(1) 2X22" MT SPIRAL Roller <i>NOT FOR USE ON GREENS. Roller used to help reduce roller overlaps in fairways. For best results install in front and rear roller location of cutting unit.</i>	368.09

JOHN DEERE GOLF PRODUCTS

REEL MOWERS

7500 E-Cut Hybrid Fairway Mower Diesel

Equipment for Base Machine

Gross Engine HP 37.1 (27.7 kW)	Reel Lift	Solid Front Rollers
Net Engine HP 35.7(26.55 kW)	Rear Cutting Unit	2-Post Roll Over Protection
@ 2600 RPM	Attaching Point	Structure
Three Cylinder Turbo Diesel	Foot Activated Tilt Steering	6 LED Warning Light Instrument
Engine	Column	Cluster with Hour Meter
Servo Controlled Hydrostatic	On-Board Electric Backlapping	Removable Rear Cutting Unit
Drive	with Adjustable Reel Speed	Upstops
Two Wheel Drive	Control	3 Front Work Lights
Power Steering with Straight	Five Electric Reel Motors	Command Arm Operator Controls
Track Steering Cylinder	Quick-Tatch Cutting Units	18 U.S. Gallon Fuel Capacity
Dual Disc Brakes	Adjustable Hydraulic	
100 In. (2.54 m) Cutting Width	Down Pressure	
26.5x14-12 Turf Drive Tires	(5)QA5 7 Blade 22 In.	
20x10-8 Turf Steer Tires	(55.9 cm)Cutting Units	
Deluxe Suspension Seat with	with Speed Link Height of	
Armrests and Retractable	Cut System	
Seatbelt	5 In. (12.7 cm) Diameter Reels	
White Box Controller with	Heavy Section Reel Blades with	
On-Board Diagnostics	Adjustable Bedknife with	
One-Touch Lift/Lower Reel Lever	Notch Adjustments	
Electric Over Hydraulic	2 In. Diameter Machined Grooved	

CODE	ATTACHMENT IDENTIFIER	DESCRIPTION	SUGGESTED LIST PRICE USD (\$)
------	-----------------------	-------------	-------------------------------

Select One Code From Each Required Category

BASE MACHINE

F.O.B. Raleigh, North Carolina

1742TC	7500 E-Cut Hybrid Fairway Mower Diesel	57,848.00
--------	--	-----------

REEL CUTTING UNITS

1004	(5) Quick Adjust 5 (QA5) Seven Blade 22 In. Heavy Section Standard Cutting Units With Adjustable 4.8 mm Bedknife, Less Front And Rear Rollers	In Base Price
1005	(5) Quick Adjust 5 (QA5) Eleven Blade 22 In. (55.9 cm) Cutting Units With Adjustable 2.0mm Bedknife, 5 In. (12.7 cm) Diameter Reels, Less Front Rollers	410.00
1010	Less Cutting Units	-10,710.00

REEL FRONT ROLLERS

2001	(5) 22 In. 3 In. (7.6 cm) Diameter Heavy Duty Grooved Disc Rollers <i>Not compatible if FTC installed. 3 In. Diameter Front Rollers Raise the Minimum Height of Cut.</i>	530.00
2002	(5) 22 In. 2 In. (5cm) Diameter Machined Grooved Solid Front Rollers	In Base Price
2003	(5) 22 In. 2 In. (5cm) Diameter Spiral Grooved Front Rollers	330.00
2004	(5) 22 In. 3 In. (7.6 cm) Diameter Spiral Grooved Front Rollers with Spiral End Caps <i>Not compatible if FTC installed. 3 In. Diameter Front Rollers Raise the Minimum Height of Cut.</i>	860.00

JOHN DEERE GOLF PRODUCTS
REEL MOWERS

7500 E-Cut Hybrid Fairway Mower Diesel
Continued

CODE	ATTACHMENT IDENTIFIER	DESCRIPTION	SUGGESTED LIST PRICE USD (\$)
REEL FRONT ROLLERS Continued...			
2005		(5) 22 In. 2 In. (5cm) MT Spiral Roller <i>NOT FOR USE ON GREENS. Roller used to help reduce roller overlaps in fairways. For best results install in front and rear roller location of cutting unit.</i>	680.00
2006		(5) 22 In. 2 In. (5cm) MT Grooved Roller <i>NOT FOR USE ON GREENS. Roller used to help reduce roller overlaps in fairways. For best results install in front and rear roller location of cutting unit.</i>	680.00
2007		(5) 22 In. 2 In. (5 cm) Diameter Hollow Smooth Roller	-260.00
2010		Less Front Rollers, Roller Adjusters and Skid Shoes	-1,040.00
REEL REAR ROLLERS			
2501		(5) 22 In. 2 In (5cm) Diameter Hollow Smooth Roller	In Base Price
2502		(5) 22 In. 2 In. (5cm) MT Spiral Roller <i>NOT FOR USE ON GREENS. Roller used to help reduce roller overlaps in fairways. For best results install in front and rear roller location of cutting unit.</i>	940.00
2503		(5) 22 In. 2 In. (5cm) MT Grooved Roller <i>NOT FOR USE ON GREENS. Roller used to help reduce roller overlaps in fairways. For best results install in front and rear roller location of cutting unit.</i>	940.00
2510		Less Rear Rollers	-780.00
REEL CUTTING UNIT COUNTER WEIGHTS			
4001		(5) QA5 Cutting Unit ONLY Counter Weight Kit <i>Needed if NOT installing Rear Roller Power Brush or GTC/FTC Kits.</i>	In Base Price
4002		(5) QA5 Cutting Unit Brush Only Counter Weight Kit <i>Needed if only installing Rear Roller Power Brush on Cutting Unit.</i>	360.00
4003		(5) QA5 Cutting Unit FTC/GTC ONLY Counter Weight Kit <i>Needed if ONLY installing FTC/GTC on cutting unit.</i>	Same Price
4010		Less Counter Weight kit	-290.00
ATTACHMENTS - ORDER AS DESIRED			
9330		CE Kit: Battery Label Kit <i>This kit must be ordered to meet battery labeling requirement in Brazil.</i>	No Charge
9100		European CE Kit European CE Conversion Kit, 8500 PrecisionCut Fairway Mower <i>Must be Ordered to Receive a PrecisionCut Fairway Mower Which Meets CE Requirements. Kit Includes Electric Hood Switch, Pictorial Decals and Operator's Manuals in English, French, German, Spanish and Italian.</i>	35.00
9102		European CE Reel Decal Kit for QA5 Cutting Units <i>Must be Ordered to Receive Decals that Converts (5) QA5 Cutting Units to Meet CE Mark Requirements.</i>	No Charge
9350		Compliance Kit <i>This kit must be ordered to meet the EU country of France shielding regulations.</i>	99.00

JOHN DEERE GOLF PRODUCTS
REEL MOWERS

7500 E-Cut Hybrid Fairway Mower Diesel
Continued

CODE	ATTACHMENT IDENTIFIER	DESCRIPTION	SUGGESTED LIST PRICE USD (\$)
ATTACHMENTS - ORDER AS DESIRED Continued...			
Miscellaneous:			
9733		(5) Front Grass Catchers with large paddle clip Mounting Hardware for QA5 Cutting Units, Rear Bail and Catchers w/handles, Wing Latch Kit and grass catcher side plate inserts kit for front center. <i>Note: Cutting unit shield extensions should only be used in dry conditions.</i>	1,524.00
9015		(5) 22 In. Fairway Tender Conditioners (FTC) Shaft and Blades <i>Requires order code 9016.</i> <i>3" roller when used on the QA5 is not compatible with the FTC.</i>	2,325.00
9016		(5) QA5 GTC/FTC Gear Drive <i>Requires order code 9015 (BM22670).</i> <i>3" roller when used on the QA5 is not compatible with the FTC.</i>	5,985.00
9017		(5) 22 In. Rear Roller Power Brushes <i>Requires order code 9018 (BM22527).</i>	660.00
9018		(5) Rear Roller Power Brush Drive <i>Requires order code 9017 (BM22668).</i>	1,805.00
9019		(5) 22 In. Front Rotary Turf Brush <i>Can not be used with FTC/GTC 9015.</i> <i>Requires order code 9016.</i> <i>3" roller when used on the QA5 is not compatible with the FTC.</i>	980.00
9020		Hydraulic Down Pressure Kit	882.00
9021		4WD Conversion Kit <i>Converts 2WD Traction Unit into 4WD Traction Unit.</i>	4,327.00
9025		(5) 22 In. Smooth Roller Scrapers	75.00
9070		(5) QA5 Grass Catcher Lip Extension <i>This kit extends the front lip of the grass catcher closer to the reel.</i>	45.00
9400		Canopy	425.00
9803		(5) 11 blade QA5 cutting units less front and rear rollers	11,120.00
9804		(5) 7 blade QA5 cutting units less front and rear rollers	10,710.00
ATTACHMENTS FOR FIELD CONVERSION			
Bedknives			
ET17532		Bedknife, 4.8mm Fairway	See Parts
MT7351		Bedknife, 2.0mm Ultra Low Cut	See Parts
ET17534		Bedknife, 2.5mm Tournament	See Parts
ET17533		Bedknife, 3.2 mm	See Parts
ET11066		Bedknife, 3.2 mm with Hardened Insert	See Parts
ET17767		Bedknife, Hi-cut Fairway 7.6 mm	See Parts

JOHN DEERE GOLF PRODUCTS
REEL MOWERS

7500 E-Cut Hybrid Fairway Mower Diesel
Continued

CODE	ATTACHMENT IDENTIFIER	DESCRIPTION	SUGGESTED LIST PRICE USD (\$)
ATTACHMENTS FOR FIELD CONVERSION Continued...			
		Cutting Units:	
BM24130		(1) QA5 Eleven Blade 22 In. Cutting Unit w/Adjustable 2.0 mm Bedknife, Less Front and Rear Roller & Motor	2,379.69
BM24129		(1) QA5 Seven Blade 22 In. Heavy Section Blade Cutting Unit With Adjustable 4.8 mm Bedknife, Less Yokes, Front and Rear Roller & Motor	2,291.94
BM22458		(1) QA5 Seven Blade 22 In. Heavy Section Blade Cutting Unit With Adjustable Bedknife, Less Yokes, Front Roller & Motor	See Parts
TCA19917		Engine: B20 Biodiesel Conversion Kit <i>This kit converts one machine to use B20 Diesel fuel.</i>	See Parts
TCB11727		European CE Kit: Compliance Kit <i>This kit must be ordered to meet the EU country of France shielding regulations.</i>	105.93
		Miscellaneous:	
BM22671		(1) 22 In. Fairway Tender Conditioners (FTC) Shaft and Blades <i>Requires GTC/FTC Gear Drive (BM22469).</i>	497.56
BM22761		(1) 22 In. Front Rotary Turf Brush	209.71
BM22668		(1) 22 In. Rear Roller Power Brush <i>Requires Rear Roller Power Brush Drive (BM22527).</i>	141.24
BM22995		(1) 22 In. Smooth Roller Scraper	16.06
BM22469		(1) GTC/FTC Gear Drive	1,280.79
BM23910		(1) QA5 Grass Catcher Lip Extension <i>This kit extends the front lip of the grass catcher closer to the reel.</i>	9.63
BM22527		(1) Rear Roller Power Brush Drive <i>Requires 22 In. Rear Roller Power Brush (BM22668).</i>	386.27
TCA19547		2"x 22" Machine Grooved Roller Scraper	See Parts
BM23002		3"X22" GROOVE ROLLER SCRAPER <i>Not compatible with Fairway Tender Conditioners (FTC). Can be used on QA5 Cutting units by ordering (1) TCA19597 for each scraper from parts. Requires 3 for 2500's and 5 for Fairway mowers.</i>	146.59
BTC10259		4WD Conversion Kit	4,629.89
TCB11460		Electronic Cruise Control Kit	256.80
BTC10217		Front High Capacity Catcher with large paddle clip (3 needed for front location on Fairway Mowers)	180.83
BM22757		Grass Catcher Mounting Kit (set of 5) 1 needed per machine	108.07
BTC10216		Grass Catcher with large paddle clip (22 Low Profile)	175.49

JOHN DEERE GOLF PRODUCTS
REEL MOWERS

7500 E-Cut Hybrid Fairway Mower Diesel
Continued

CODE	ATTACHMENT IDENTIFIER	DESCRIPTION	SUGGESTED LIST PRICE USD (\$)
		ATTACHMENTS FOR FIELD CONVERSION Continued...	
	TCU13823	Height of Cut Gauge Bar	See Parts
	TCB11128	Hydraulic Down Pressure Kit	943.74
	TCU23674	John Deere Golf Operator Videos and All Products Safety Video DVD Set	See Parts
	BM24199	QA5 Grass Catcher Side Plate Insert <i>2 Needed for complete machine 2500's. 1 Needed for front center location for 7500/8500 Fairway Mowers. 1 Needed for 180 & 220 E-Cut Hybrid Walk Greens Mowers. 3 Needed for front 8000 E-Cut Hybrid Fairway Mower.</i>	47.09
	BM23576	QA5 Slope Leveling Kit <i>1 per cutting unit.</i>	49.21
	BTC10501	Rear Grass Catcher Bail Kit <i>Requires 2 for complete machine & rear grass catcher BTC10408.</i>	182.97
	BTC10194	Wing Latch Kit <i>Needed to Secure Wing Grass Catchers when in Transport Position.</i>	282.49
	BM22762	Reel Cutting Unit Counter Weights (1) Cutting Unit ONLY Counter Weight Kit <i>Needed if NOT installing Rear Roller Power Brush or GTC / FTC Kits.</i>	62.06
	BM22705	(1) QA5 Cutting Unit Brush Only Counter Weight Kit <i>Needed if only installing Rear Roller Power Brush on cutting unit.</i>	139.10
	BM22704	(1) QA5 FTC/GTC ONLY Counter Weight Kit <i>Needed if ONLY installing FTC/GTC on cutting unit.</i>	62.06
	BM24202	Rollers: (1) 22 In. 2 In. (5 cm) Diameter Hollow Smooth Roller	166.91
	BM18481	(1) 22 In. 2 In. (5 cm) Diameter Machined Grooved Wide Solid Front Roller	237.54
	BE23416	(1) 22 In. 2 In. (5 cm) Diameter Machined Grooved Solid Front Roller <i>This Roller is 20mm Shorter Than BM18481.</i>	222.56
	BM19821	(1) 22 In. 2 In. (5 cm) Diameter Spiral Grooved Front Roller	293.19
	BTC10267	(1) 22 In. 2 In. (5cm) MT Grooved Roller <i>NOT FOR USE ON GREENS. Roller used to help reduce roller overlaps in fairways. For best results install in front and rear roller location of cutting unit.</i>	368.09
	BM17668	(1) 22 In. 3 In. (7.6 cm) Diameter Heavy Duty Grooved Disc Front Roller <i>Not compatible if FTC / GTC installed. 3 In. Diameter Front Rollers Raise the Minimum Height of Cut.</i>	335.99

JOHN DEERE GOLF PRODUCTS
REEL MOWERS

7500 E-Cut Hybrid Fairway Mower Diesel
Continued

CODE	ATTACHMENT IDENTIFIER	DESCRIPTION	SUGGESTED LIST PRICE USD (\$)
		ATTACHMENTS FOR FIELD CONVERSION Continued...	
	BM19817	(1) 22 In. 3 In. (7.6 cm) Diameter Spiral Grooved Front Roller With Spiral End Caps <i>Not compatible if FTC / GTC installed. 3 In. Diameter Front Rollers Raise the Minimum Height of Cut.</i>	406.60
	BM23566	(1) 2X22" MT SPIRAL Roller <i>NOT FOR USE ON GREENS. Roller used to help reduce roller overlaps in fairways. For best results install in front and rear roller location of cutting unit.</i>	368.09

JOHN DEERE GOLF PRODUCTS

REEL MOWERS

7700 PrecisionCut Fairway Mower

Equipment for Base Machine

Gross Engine HP 37.1 (27.7 kW)
 Net Engine HP 35.7(26.55 kW)
 @ 2600 rpm
 Yanmar Three Cylinder Turbo
 Diesel Engine
 Servo Controlled Hydrostatic
 Drive
 Two Wheel Drive
 Power Steering with Straight
 Track Steering Cylinder
 Dual Disc Brakes
 100 In. (2.54 m) Cutting Width
 26.5x14-12 Turf Drive Tires
 20x10-8 Turf Steer Tires
 Deluxe Suspension Seat with
 Armrests and Retractable
 Seatbelt
 White Box Controller with
 On-Board Diagnostics
 One-Touch Lift/Lower Reel Lever

Electric Over Hydraulic
 Reel Lift
 Rear Cutting Unit
 Attaching Point
 Foot Activated Tilt Steering
 Column
 On-Board Backlapping with
 Adjustable Reel Speed Control
 Five Hydraulic Quick-Tatch Reel
 Motors
 Quick-Tatch Cutting Units
 Adjustable Hydraulic
 Down Pressure
 (5) QA7 22 In. (55.9 cm) Cutting
 Units (Eight Blade)
 7 In. (17.8 cm) Diameter
 Reels with Reel to Bedknife
 with Notch Adjustments
 2 In. Diameter Machined Grooved
 Solid Front Rollers

2-Post Roll Over Protection
 Structure
 6 LED Warning Light Instrument
 Cluster with Hour Meter
 Removable Rear Cutting Unit
 Upstops
 3 Front Work Lights
 Command Arm Operator Controls
 18 U.S. Gallon Fuel Capacity

CODE	ATTACHMENT IDENTIFIER	DESCRIPTION	SUGGESTED LIST PRICE USD (\$)
------	--------------------------	-------------	-------------------------------------

Select One Code From Each Required Category

BASE MACHINE

F.O.B. Raleigh, North Carolina

1462TC	7700 PrecisionCut Fairway Mower	58,128.00
--------	---------------------------------	-----------

REEL CUTTING UNITS

1004	(5) Quick Adjust 7 (QA7) Eight Blade 22 In. Cutting Units with 6.3 mm bedknife Less Front Rollers, Motors and counter weight	In Base Price
1005	(5) Quick Adjust 7 (QA7) Ten Blade 22 In. E.S.P. Cutting Units with 6.3 mm bedknife, Less Front Rollers, Motors and counter weights	260.00
1010	Less Cutting Units	-13,015.00

REEL FRONT ROLLERS

2001	(5) 22 In. 3 In. (7.6 cm) Diameter Heavy Duty Grooved Disc Rollers	In Base Price
2002	(5) 22 In. 3 In. (7.6 cm) Diameter Spiral Grooved Front Rollers with Spiral End Caps	330.00
2010	Less Front Rollers, Roller Adjusters and Skid Shoes	-1,570.00

REEL CUTTING UNIT COUNTER WEIGHTS

4001	(5) QA7 Cutting Unit ONLY Counter Weight Kit <i>Needed if NOT installing Rear Roller Power Brush or GTC/FTC Kits.</i>	In Base Price
4002	(5) QA7 Reel Cutting Unit Brush Only Counter Weight Kit <i>Needed if only installing Rear Roller Power Brush on Cutting Unit.</i>	360.00
4003	(5) QA7 Cutting Unit FTC/GTC ONLY Counter Weight Kit	Same Price

JOHN DEERE GOLF PRODUCTS
REEL MOWERS

7700 PrecisionCut Fairway Mower
Continued

CODE	ATTACHMENT IDENTIFIER	DESCRIPTION	SUGGESTED LIST PRICE USD (\$)
		REEL CUTTING UNIT COUNTER WEIGHTS Continued... <i>Needed if ONLY installing FTC/GTC on cutting unit.</i>	
4010		Less Counter Weight kit <i>Ordered if Both Rear Roller Power Brush and FTC/GTC Kit installed.</i>	-290.00
ATTACHMENTS - ORDER AS DESIRED			
9330		CE Kit: Battery Label Kit <i>This kit must be ordered to meet battery labeling requirement in Brazil.</i>	No Charge
9010		Cutting Units: (5) QA7 Vertical Cutting Units with Front Rollers Less Motors	9,020.00
9100		European CE Kit European CE Conversion Kit, 7700 PrecisionCut Fairway Mower <i>Must be Ordered to Receive a PrecisionCut Fairway Mower Which Meets CE Requirements. Kit Includes Electric Hood Switch, Pictorial Decals and Operator's Manuals in English, French, German, Spanish and Italian.</i>	35.00
9102		European CE Reel Decal Kit for E.S.P. Cutting Units <i>Must be Ordered to Receive Decals that Converts (5) E.S.P. Cutting Units to Meet CE Mark Requirements.</i>	No Charge
9350		Compliance Kit <i>This kit must be ordered to meet the EU country of France shielding regulations.</i>	99.00
9000		Miscellaneous: (5) Grass Catchers with large paddle clip Mounting Hardware for QA7 Cutting Units and Wing Latch	1,232.00
9015		(5) QA7 22" Fairway Tender Conditioners Shaft and Blades <i>Requires order code 9016.</i>	2,485.00
9016		(5) QA7 FTC Gear Drive <i>Requires order code 9015.</i>	5,985.00
9017		(5) QA7 22" Rear Roller Power Brushes <i>Requires order code 9018.</i>	660.00
9018		(5) QA7 Rear Roller Power Brush Drive <i>Requires order code 9017.</i>	1,805.00
9021		4WD Conversion Kit <i>Converts 2WD Traction Unit into 4WD Traction Unit.</i>	4,327.00
9022		(5) 22 In. 3 In. Diameter Heavy Duty Grooved Disc Roller Scrapers	685.00
9025		(5) 22 In. Smooth Roller Scrapers <i>Requires (5) TCA19587 from parts.</i>	198.00
9400		Canopy	425.00
9806		(5) 10 Blade QA7 cutting units less front roller	13,275.00

JOHN DEERE GOLF PRODUCTS
REEL MOWERS

7700 PrecisionCut Fairway Mower
Continued

CODE	ATTACHMENT IDENTIFIER	DESCRIPTION	SUGGESTED LIST PRICE USD (\$)
9807		ATTACHMENTS - ORDER AS DESIRED Continued... (5) 8 Blade QA7 cutting units less front roller	13,015.00
		ATTACHMENTS FOR FIELD CONVERSION	
		CE Kit:	
	BTC10256	Battery Label Kit <i>This kit must be ordered to meet battery labeling requirement in Brazil.</i>	0.00
		Cutting Units:	
	BM22461	(1) QA7 Vertical Cutting Units with Front Rollers Less Motors	1,930.29
	BM22463	(1) Quick Adjust 7 (QA7) Eight Blade 22 In. Cutting Units Less Front Rollers and Motors	2,785.21
	BM24121	(1) Quick Adjust 7 (QA7) Eight Blade 22 In. Cutting Units with 6.3 mm bedknife Less Front Rollers, Motors and counter weight	2,785.21
	BM22464	(1) Quick Adjust 7 (QA7) Ten Blade 22 In. E.S.P. Cutting Units Less Front Rollers and Motors	2,840.86
	BM24122	(1) Quick Adjust 7 (QA7) Ten Blade 22 In. E.S.P. Cutting Units with 6.3 mm bedknife, Less Front Rollers, Motors and counter weights	2,840.86
		Engine:	
	TCA19917	B20 Biodiesel Conversion Kit <i>This kit converts one machine to use B20 Diesel fuel.</i>	See Parts
		European CE Kit:	
	TCB11727	Compliance Kit <i>This kit must be ordered to meet the EU country of France shielding regulations.</i>	105.93
		Miscellaneous:	
	BM22763	(1) Conversion Mounting Kit old Machine to New QA7 Cutting Units <i>Contains Parts to Convert (1) Cutting Unit.</i>	70.61
	BM22693	(1) QA7 22" Fairway Tender Conditioners Shaft and Blades <i>Also need order code 9016 (BM22673).</i>	531.79
	BM22712	(1) QA7 22" Rear Roller Power Brush <i>Also need order code 9018 (BM22674).</i>	141.24
	BM22674	(1) QA7 26 In. Rear Roller Power Brush Drive	386.27
	BM22673	(1) QA7 FTC Gear Drive <i>Also need order code 9015 (BM22693).</i>	1,280.79
	BM17684	(5) 22 In. Smooth Roller Scrapers <i>Requires (5) TCA19587 from parts.</i>	211.86
	BM22764	1) Conversion Mounting Kit 2009 Machine to Old Cutting ESP Cutting units <i>Contains Parts to Convert (1) Cutting Unit.</i>	70.61
	BM23002	3"X22" GROOVE ROLLER SCRAPER <i>Not compatible with Fairway Tender Conditioners (FTC). Can be used on QA5 Cutting units by ordering (1) TCA19597 for each scraper from parts. Requires 3 for 2500's and 5 for Fairway mowers.</i>	146.59

JOHN DEERE GOLF PRODUCTS
REEL MOWERS

7700 PrecisionCut Fairway Mower
Continued

CODE	ATTACHMENT IDENTIFIER	DESCRIPTION	SUGGESTED LIST PRICE USD (\$)
		ATTACHMENTS FOR FIELD CONVERSION Continued...	
	BTC10259	4WD Conversion Kit	4,629.89
	AMT663	Bar Gauge Kit	See Parts
	MT1928	Bedknife, Low-Cut Fairway	See Parts
	TCB11126	Canopy	454.76
	TCB11460	Electronic Cruise Control Kit	256.80
	BTC10217	Front High Capacity Catcher with large paddle clip (3 needed for front location on Fairway Mowers)	180.83
	TCB11414	Front Wing Latch Kit (Set of 2) 1 per machine <i>Needed to Secure Wing Grass Catchers when in Transport Position.</i>	220.41
	BM22756	Grass Catcher Mounting Kit (set of 5) 1 needed per machine	204.37
	BTC10216	Grass Catcher with large paddle clip (22 Low Profile) <i>2 needed for complete machine for 2500#s.</i> <i>2 needed for rear locations for Fairway Mowers 7700/8700.</i> <i>1 needed for 180 & 220 E-Cut Hybrid Walk Greens Mower.</i>	175.49
	TCU13823	Height of Cut Gauge Bar	See Parts
	TCU23674	John Deere Golf Operator Videos and All Products Safety Video DVD Set	See Parts
	BM22762	Reel Cutting Unit Counter Weights (1) Cutting Unit ONLY Counter Weight Kit <i>Needed if NOT installing Rear Roller Power Brush or GTC / FTC Kits.</i>	62.06
	BM22704	(1) QA5 FTC/GTC ONLY Counter Weight Kit <i>Needed if ONLY installing FTC/GTC on cutting unit.</i>	62.06
	BM22721	(1) QA7 Cutting Unit Brush Only Counter Weight Kit <i>Needed if only installing Rear Roller Power Brush on 26" Cutting Unit.</i>	139.10
	BM17668	Rollers: (1) 22 In. 3 In. (7.6 cm) Diameter Heavy Duty Grooved Disc Front Roller	335.99
	BM19817	(1) 22 In. 3 In. (7.6 cm) Diameter Spiral Grooved Front Roller With Spiral End Caps	406.60

JOHN DEERE GOLF PRODUCTS

REEL MOWERS

8000 E-Cut Hybrid Fairway Mower Diesel

Equipment for Base Machine

Gross Engine HP 37.1 (27.7 kW)
 Net Engine HP 35.7(26.55 kW)
 @ 2600 rpm
 Three Cylinder Turbo
 Diesel Engine
 Hydrostatic Drive
 Three Wheel Drive
 Power Steering with Straight
 Track Steering Cylinder
 Dual Disc Brakes
 80 In. (2.03 m) Cutting Width
 24x13 -12 Smooth Drive Tires
 24x13 -12 Smooth Steer Tires
 Deluxe Suspension Seat with
 Armrest and Retractable
 Seatbelt
 White Box Controller with
 On-Board Diagnostics
 One-Touch Lift/Lower Reel Lever

Electric Over Hydraulic Reel
 Lift
 Rear Cutting Unit
 Attaching Point
 Foot Activated Tilt Steering
 Column
 On-Board Backlapping with
 Adjustable Reel Speed Control
 Five Electric Reel Motors
 Quick-Tatch Cutting Units
 Adjustable Hydraulic
 Down Pressure
 (5)QA5 11 Blade 22 In. (55.9 cm)
 Cutting Units with Speed Link
 Height of Cut System
 2 In. Diameter Machined Grooved
 Solid Front Rollers
 2-Post Roll Over Protection
 Structure

6 LED Warning Light Instrument
 Cluster with Hour Meter
 3 Front Work Lights
 Command Arm Operator Controls
 13 U.S. Gallon Fuel Capacity
 John Deere Golf Operator Videos
 and All Products Safety Video
 DVD Set

CODE	ATTACHMENT IDENTIFIER	DESCRIPTION	SUGGESTED LIST PRICE USD (\$)
------	--------------------------	-------------	-------------------------------------

Select One Code From Each Required Category

BASE MACHINE

F.O.B. Raleigh, North Carolina

1723TC	8000 E-Cut Hybrid Fairway Mower Diesel	53,748.00
--------	--	-----------

REEL CUTTING UNITS

1004	(5) Quick Adjust 5 (QA5) Eleven Blade 18 In. Cutting Units with Yokes, less Front Rollers, Motors and Counter Weight	In Base Price
1005	(5) Quick Adjust 5 (QA5) Seven Blade 18 In. Heavy Section Standard Cutting Units with 4.8 mm bedknife, Yokes, less Front Rollers, Motors and Counter Weights	-1,235.00
1010	Less Cutting Units	-11,945.00

REEL FRONT ROLLERS

2001	(5) 18 In. 3 In. (7.6 cm) Diameter Heavy Duty Grooved Disc Front Rollers <i>Not compatible if FTC installed. 3 In. Diameter Front Rollers Raise the Minimum Height of Cut.</i>	780.00
2002	(5) 18 In. 2 In. (5 cm) Diameter Machined Smooth Solid Front Roller	Same Price
2003	(5) 18 In. 2 In. (5cm) Diameter Grooved Front Rollers	In Base Price
2004	(5) 18 In. 2 In. (5cm) Spiral Grooved Front Rollers with Spiral end Caps	780.00
2005	(5) 18 In. 2 In. (5 cm) MT Spiral Roller	430.00
2006	(5) 18 In. 2 In. (5 cm) MT Grooved Roller	780.00
2010	Less Front Rollers	-940.00

JOHN DEERE GOLF PRODUCTS

REEL MOWERS

8000 E-Cut Hybrid Fairway Mower Diesel

Continued

CODE	ATTACHMENT IDENTIFIER	DESCRIPTION	SUGGESTED LIST PRICE USD (\$)
REEL REAR ROLLERS			
2501		(5) 18 In. 2 In (5cm) Diameter Hollow Smooth Roller	In Base Price
2502		(5) 18 In. 2 In. (5cm) MT Spiral Roller <i>NOT FOR USE ON GREENS. Roller used to help reduce roller overlaps in fairways. For best results install in front and rear roller location of cutting unit.</i>	590.00
2503		(5) 18 In. 2 In. (5cm) MT Grooved Roller <i>NOT FOR USE ON GREENS. Roller used to help reduce roller overlaps in fairways. For best results install in front and rear roller location of cutting unit.</i>	940.00
2510		Less Rear Rollers	-780.00
REEL CUTTING UNIT COUNTER WEIGHTS			
4001		(5) QA5 Cutting Unit ONLY Counter Weight Kit <i>Needed if NOT installing Rear Roller Power Brush or GTC/FTC Kits.</i>	In Base Price
4002		(5) QA5 Cutting Unit Brush Only Counter Weight Kit <i>Needed if only installing Rear Roller Power Brush on Cutting Unit.</i>	360.00
4003		(5) QA5 Cutting Unit FTC/GTC ONLY Counter Weight Kit <i>Needed if ONLY installing FTC/GTC on cutting unit.</i>	Same Price
4010		Less Counter Weight kit <i>Ordered if Both Rear Roller Power Brush and FTC/GTC Kit installed.</i>	-290.00
ATTACHMENTS - ORDER AS DESIRED			
CE Kit:			
European CE Kit			
9100		European CE Conversion Kit, 8000 E-Cut Hybrid Fairway Mower <i>Must be Ordered to Receive a PrecisionCut Fairway Mower Which Meets CE Requirements. Kit Includes Electric Hood Switch, Pictorial Decals and Operator's Manuals in English, French, German, Spanish and Italian.</i>	35.00
9102		European CE Reel Decal Kit for QA5 Cutting Units <i>Must be Ordered to Receive Decals that Converts (5) QA5 Cutting Units to Meet CE Mark Requirements.</i>	No Charge
9350		Compliance Kit <i>This kit must be ordered to meet the EU country of France shielding regulations.</i>	99.00
Miscellaneous:			
9733		(5) Front Grass Catchers with large paddle clip, shield extensions with Mounting Hardware for 18" QA5 Cutting Units, Rear Bail and Catchers w/handles and grass catcher side plate inserts. <i>Note: Cutting unit shield extensions should only be used in dry conditions.</i>	1,506.00
9000		(5) Grass Catchers with large paddle clip, shield extensions with Mounting Hardware for 18" QA5 Cutting Units and grass catcher side plate inserts.	1,206.00
9015		(5) QA5 18" Fairway Tender Conditioners Shaft (FTC) and Blades <i>Also need order code 9016 (BM22469). Not compatible with 3 In roller option 2001 (BM23016).</i>	2,325.00
9016		(5) QA5 FTC Gear Drive <i>Also need order code 9015 (BM22670).</i>	5,985.00

JOHN DEERE GOLF PRODUCTS
REEL MOWERS

8000 E-Cut Hybrid Fairway Mower Diesel
Continued

CODE	ATTACHMENT IDENTIFIER	DESCRIPTION	SUGGESTED LIST PRICE USD (\$)
		ATTACHMENTS - ORDER AS DESIRED Continued...	
9017		(5) QA5 18 In. Rear Roller Power Brushes <i>Also need order code 9018 (BM22527).</i>	660.00
9018		(5) QA5 Rear Roller Power Brush Drive <i>Also need order code 9017 (BM22667).</i>	1,805.00
9025		(5) 18 In. Smooth Roller Scrapers	75.00
9029		(5) 18 In. 3 In. Diameter Heavy Duty Grooved Roller Scrapers <i>Not compatible with Fairway Tender Conditioner option 9015 (BM22670).</i>	630.00
9070		(5) QA5 Grass Catcher Lip Extension <i>This kit extends the front lip of the grass catcher closer to the reel.</i>	45.00
9803		(5) 11 blade QA5 cutting units less front and rear rollers	11,945.00
9804		(5) 7 blade QA5 cutting units less front and rear rollers	10,710.00
		ATTACHMENTS FOR FIELD CONVERSION	
		Bedknives	
	MT7350	Bedknife, 2.0 mm Ultra Low-Cut	See Parts
	MT4846	Bedknife, 2.5 mm Tournament	See Parts
	ET17751	Bedknife, Hi-cut Fairway 12 mm	See Parts
	TCU31422	Bedknife, Hi-cut Fairway 7.6 mm	See Parts
	TCU252299	Bedknife, Lo-cut Fairway 4.8 mm	See Parts
	MT3883	Bedknife, Ultra Lo-cut Fairway 6.3 mm	See Parts
		Cutting Units:	
	BM22479	(1) Quick Adjust 5 (QA5) Eleven Blade 18 In. Cutting Units with Yokes, less Front Rollers, Motors and Counter Weight <i>Includes Rear Roller</i>	2,556.23
	BM24128	(1) Quick Adjust 5 (QA5) Eleven Blade 18 In. Cutting Units with Yokes, less Front and Rear Rollers, Motors and Counter Weight	2,556.23
	BM24127	(1) Quick Adjust 5 (QA5) Seven Blade 18 In. Heavy Section Standard Cutting Units with 4.8mm bedknife, Less Front and Rear Rollers, Motors and Counter Weights	2,291.94
		Engine:	
	TCA19917	B20 Biodiesel Conversion Kit <i>This kit converts one machine to use B20 Diesel fuel.</i>	See Parts
		Miscellaneous:	
	TCA19585	(1) 18 In 2 In Grooved Roller Scraper <i>Need to order 5 for completed machine.</i>	See Parts
	BM23014	(1) 18 In. 3 In. Diameter Heavy Duty Grooved Roller Scraper <i>Not compatible with Fairway Tender Conditioner option 9015 (BM22670).</i>	134.81
	BTC10215	(1) 18 In. Front Grass Catcher with large paddle clip	191.53

JOHN DEERE GOLF PRODUCTS
REEL MOWERS

8000 E-Cut Hybrid Fairway Mower Diesel
Continued

CODE	ATTACHMENT IDENTIFIER	DESCRIPTION	SUGGESTED LIST PRICE USD (\$)
		ATTACHMENTS FOR FIELD CONVERSION Continued...	
	BTC10405	(1) 18 In. Rear Grass Catcher Bail System <i>Compatible with with rear grass catcher BTC10406.</i>	240.90
	BTC10406	(1) 18 In. Rear Grass Catcher with Handles <i>Compatible with with rear grass catcher bail system BTC10405.</i>	153.01
	BTC10214	(1) 18 In. Rear Grass Catcher with large paddle clip <i>Not compatible with with rear bail system BTC10405.</i>	186.19
	BM23015	(1) 18 In. Smooth Rear Roller Scraper	16.06
	BM22469	(1) GTC/FTC Gear Drive	1,280.79
	BM22670	(1) QA5 18 In. Fairway Tender Conditioners Shaft (FTC) and Blades <i>Requires GTC/FTC Gear Drive (BM22469). Not compatible with 3 In roller option 2001 (BM23016).</i>	497.56
	BM22667	(1) QA5 18 In. Rear Roller Power Brushes <i>Requires Rear Roller Power Brush Drive (BM22527).</i>	141.24
	BM23910	(1) QA5 Grass Catcher Lip Extension <i>This kit extends the front lip of the grass catcher closer to the reel.</i>	9.63
	BM22527	(1) Rear Roller Power Brush Drive <i>Requires 22 In. Rear Roller Power Brush (BM22668).</i>	386.27
	TCB11728	Compliance Kit <i>This kit must be ordered to meet the EU country of France shielding regulations.</i>	105.93
	TCB11460	Electronic Cruise Control Kit	256.80
	BM22757	Grass Catcher Mounting Kit (set of 5) 1 needed per machine	108.07
	TCU13823	Height of Cut Gauge Bar	See Parts
	BM24199	QA5 Grass Catcher Side Plate Insert <i>2 Needed for complete machine 2500's. 1 Needed for front center location for 7500/8500 Fairway Mowers. 1 Needed for 180 & 220 E-Cut Hybrid Walk Greens Mowers. 3 Needed for front 8000 E-Cut Hybrid Fairway Mower.</i>	47.09
	BM23576	QA5 Slope Leveling Kit <i>1 per cutting unit.</i>	49.21
	TCU25388	UltraTrac Fairway Mower Tire	See Parts
		Reel Cutting Unit Counter Weights	
	BM22762	(1) Cutting Unit ONLY Counter Weight Kit <i>Needed if NOT installing Rear Roller Power Brush or GTC / FTC Kits.</i>	62.06
	BM22705	(1) QA5 Cutting Unit Brush Only Counter Weight Kit <i>Needed if only installing Rear Roller Power Brush on cutting unit.</i>	139.10
	BM22704	(1) QA5 FTC/GTC ONLY Counter Weight Kit <i>Needed if ONLY installing FTC/GTC on cutting unit.</i>	62.06

Rollers:

JOHN DEERE GOLF PRODUCTS
REEL MOWERS

8000 E-Cut Hybrid Fairway Mower Diesel
Continued

CODE	ATTACHMENT IDENTIFIER	DESCRIPTION	SUGGESTED LIST PRICE USD (\$)
		ATTACHMENTS FOR FIELD CONVERSION Continued...	
	BM24204	(1) 18 In. 2 In. (5 cm) Diameter Hollow Smooth Roller	166.91
	BM20561	(1) 18 In. 2 In. (5 cm) Diameter Machined Smooth Solid Roller	201.16
	BM22868	(1) 18 In. 2 In. (5cm) Diameter Grooved Front Rollers	201.16
	BM22879	(1) 18 In. 2 In. (5cm) Spiral Grooved Front Roller with Spiral end Cap	368.09
	TCA19509	(1) 18 In. 3 In (7.6 cm) Diameter Smooth Front or Rear Roller (Hollow) <i>Not compatible with Fairway Tender Conditioners (FTC).</i>	See Parts
	BM23016	(1) 18 In. 3 In. (7.6 cm) Diameter Heavy Duty Grooved Disc Front Rollers <i>Not compatible if FTC installed.</i> <i>3 In. Diameter Front Rollers Raise the Minimum Height of Cut.</i>	368.09
	BTC10281	(1) 18 in. 2 in. (5cm) MT Grooved Roller <i>NOT FOR USE ON GREENS. Roller used to help reduce roller overlaps in fairways. For best results install in front and rear roller location of cutting unit.</i>	368.09
	BM23567	(1) 2X18" MT Spiral Roller <i>NOT FOR USE ON GREENS. Roller used to help reduce roller overlaps in fairways. For best results install in front and rear roller location of cutting unit.</i>	293.19

JOHN DEERE GOLF PRODUCTS

REEL MOWERS

8500 PrecisionCut Fairway Mower

Equipment for Base Machine

Gross Engine HP 43.1 (32.2 kW)	Reel Lift	Solid Front Rollers
Net Engine HP 41.7 (31.1 kW)	Rear Cutting Unit	2-Post Roll Over Protection
@ 2600 rpm	Attaching Point	Structure
Three Cylinder Turbo	Foot Activated Tilt Steering	6 LED Warning Light Instrument
Diesel Engine	Column	Cluster with Hour Meter
Servo Controlled Hydrostatic	On-Board Backlapping with	Removable Rear Cutting Unit
Drive	Adjustable Reel Speed Control	Upstops
Two Wheel Drive	Five Standard Hydraulic Reel	3 Front Work Lights
Power Steering with Straight	Motors	Command Arm Operator Controls
Track Steering Cylinder	Quick-Tatch Cutting Units	18 U.S. Gallon Fuel Capacity
Dual Disc Brakes	Adjustable Hydraulic	
100 In. (2.54 m) Cutting Width	Down Pressure	
26.5x14-12 Turf Drive Tires	(5) QA5 7 Blade 22 In.	
20x10-8 Turf Steer Tires	(55.9 cm) Cutting Units	
Deluxe Suspension Seat with	with Speed Link Height of	
Armrests and Retractable	Cut System	
Seatbelt	5 In. (12.7 cm) Diameter Reels	
White Box Controller with	Heavy Section Reel Blades with	
On-Board Diagnostics	Adjustable Bedknife with Noth	
One-Touch Lift/Lower Reel Lever	Adjustments	
Electric Over Hydraulic	2 In. Diameter Machined Grooved	

CODE	ATTACHMENT IDENTIFIER	DESCRIPTION	SUGGESTED LIST PRICE USD (\$)
------	-----------------------	-------------	-------------------------------

Select One Code From Each Required Category

BASE MACHINE

F.O.B. Raleigh, North Carolina

1473TC	8500 PrecisionCut Fairway Mower	58,260.00
--------	---------------------------------	-----------

REEL CUTTING UNITS

1004	(5) Quick Adjust 5 (QA5) Seven Blade 22 In. Heavy Section Standard Cutting Units With Adjustable 4.8 mm Bedknife, Less Front And Rear Rollers	In Base Price
1005	(5) Quick Adjust 5 (QA5) Eleven Blade 22 In. (55.9 cm) Cutting Units With Adjustable 2.0mm Bedknife, 5 In. (12.7 cm) Diameter Reels, Less Front Rollers	410.00
1010	Less Cutting Units	-10,710.00

REEL FRONT ROLLERS

2001	(5) 22 In. 3 In. (7.6 cm) Diameter Heavy Duty Grooved Disc Rollers <i>Not compatible if FTC installed. 3 In. Diameter Front Rollers Raise the Minimum Height of Cut.</i>	530.00
2002	(5) 22 In. 2 In. (5cm) Diameter Machined Grooved Solid Front Rollers	In Base Price
2003	(5) 22 In. 2 In. (5cm) Diameter Spiral Grooved Front Rollers	330.00
2004	(5) 22 In. 3 In. (7.6 cm) Diameter Spiral Grooved Front Rollers with Spiral End Caps <i>Not compatible if FTC installed. 3 In. Diameter Front Rollers Raise the Minimum Height of Cut.</i>	860.00

JOHN DEERE GOLF PRODUCTS

REEL MOWERS

8500 PrecisionCut Fairway Mower

Continued

CODE	ATTACHMENT IDENTIFIER	DESCRIPTION	SUGGESTED LIST PRICE USD (\$)
		REEL FRONT ROLLERS Continued...	
2005		(5) 22 In. 2 In. (5cm) MT Spiral Roller <i>NOT FOR USE ON GREENS. Roller used to help reduce roller overlaps in fairways. For best results install in front and rear roller location of cutting unit.</i>	680.00
2006		(5) 22 In. 2 In. (5cm) MT Grooved Roller	680.00
2007		(5) 22 In. 2 In. (5 cm) Diameter Hollow Smooth Roller	-260.00
2010		Less Front Rollers, Roller Adjusters and Skid Shoes	-1,040.00

REEL REAR ROLLERS

2501		(5) 22 In. 2 In (5cm) Diameter Hollow Smooth Roller	In Base Price
2502		(5) 22 In. 2 In. (5cm) MT Spiral Roller <i>NOT FOR USE ON GREENS. Roller used to help reduce roller overlaps in fairways. For best results install in front and rear roller location of cutting unit.</i>	940.00
2503		(5) 22 In. 2 In. (5cm) MT Grooved Roller <i>NOT FOR USE ON GREENS. Roller used to help reduce roller overlaps in fairways. For best results install in front and rear roller location of cutting unit.</i>	940.00
2510		Less Rear Rollers	-780.00

REEL CUTTING UNIT COUNTER WEIGHTS

4001		(5) QA5 Cutting Unit ONLY Counter Weight Kit <i>Needed if NOT installing Rear Roller Power Brush or GTC/FTC Kits.</i>	In Base Price
4002		(5) QA5 Cutting Unit Brush Only Counter Weight Kit <i>Needed if only installing Rear Roller Power Brush on Cutting Unit.</i>	360.00
4003		(5) QA5 Cutting Unit FTC/GTC ONLY Counter Weight Kit <i>Needed if ONLY installing FTC/GTC on cutting unit.</i>	Same Price
4010		Less Counter Weight kit	-290.00

ATTACHMENTS - ORDER AS DESIRED

9330		CE Kit: Battery Label Kit <i>This kit must be ordered to meet battery labeling requirement in Brazil.</i>	No Charge
9010		Cutting Units: (5) Vertical Cutting Units with Front Rollers Less Motors	11,005.00
9100		European CE Kit European CE Conversion Kit, 8500 PrecisionCut Fairway Mower <i>Must be Ordered to Receive a PrecisionCut Fairway Mower Which Meets CE Requirements. Kit Includes Electric Hood Switch, Pictorial Decals and Operator's Manuals in English, French, German, Spanish and Italian.</i>	35.00
9102		European CE Reel Decal Kit for Seven Blade Standard Cutting Units <i>Must be Ordered to Receive Decals that Converts (5) Seven Blade Standard Cutting Units to Meet CE Mark Requirements.</i>	No Charge
9350		Compliance Kit <i>This kit must be ordered to meet the EU country of France shielding regulations.</i>	99.00

Miscellaneous:

JOHN DEERE GOLF PRODUCTS
REEL MOWERS

8500 PrecisionCut Fairway Mower
Continued

CODE	ATTACHMENT IDENTIFIER	DESCRIPTION	SUGGESTED LIST PRICE USD (\$)
		ATTACHMENTS - ORDER AS DESIRED Continued...	
9733		(5) Front Grass Catchers with large paddle clip Mounting Hardware for QA5 Cutting Units, Rear Bail and Catchers w/handles, Wing Latch Kit and grass catcher side plate inserts kit for front center. <i>Note: Cutting unit shield extensions should only be used in dry conditions.</i>	1,524.00
9015		(5) 22 In. Fairway Tender Conditioners (FTC) Shaft and Blades <i>Requires order code 9016.</i> <i>3" roller when used on the QA5 is not compatible with the FTC.</i>	2,325.00
9016		(5) QA5 GTC/FTC Gear Drive <i>Requires order code 9015 (BM22670).</i> <i>3" roller when used on the QA5 is not compatible with the FTC.</i>	5,985.00
9017		(5) 22 In. Rear Roller Power Brushes <i>Requires order code 9018 (BM22527).</i>	660.00
9018		(5) Rear Roller Power Brush Drive <i>Requires order code 9017 (BM22668).</i>	1,805.00
9019		(5) 22 In. Front Rotary Turf Brush <i>Can not be used with FTC/GTC 9015.</i> <i>Requires order code 9016.</i> <i>3" roller when used on the QA5 is not compatible with the FTC.</i>	980.00
9020		Hydraulic Down Pressure Kit	882.00
9021		4WD Conversion Kit <i>Converts 2WD Traction Unit into 4WD Traction Unit.</i>	4,327.00
9025		(5) 22 In. Smooth Roller Scrapers	75.00
9070		(5) QA5 Grass Catcher Lip Extension <i>This kit extends the front lip of the grass catcher closer to the reel.</i>	45.00
9400		Canopy	425.00
9803		(5) 11 blade QA5 cutting units less front and rear rollers	11,120.00
9804		(5) 7 blade QA5 cutting units less front and rear rollers	10,710.00
		ATTACHMENTS FOR FIELD CONVERSION	
		Bedknives	
	ET17532	Bedknife, 4.8mm Fairway	See Parts
	MT7351	Bedknife, 2.0mm Ultra Low Cut	See Parts
	ET17534	Bedknife, 2.5mm Tournament	See Parts
	ET17533	Bedknife, 3.2 mm	See Parts
	ET11066	Bedknife, 3.2 mm with Hardened Insert	See Parts
	ET17767	Bedknife, Hi-cut Fairway 7.6 mm	See Parts

JOHN DEERE GOLF PRODUCTS
REEL MOWERS

8500 PrecisionCut Fairway Mower
Continued

CODE	ATTACHMENT IDENTIFIER	DESCRIPTION	SUGGESTED LIST PRICE USD (\$)
ATTACHMENTS FOR FIELD CONVERSION Continued...			
		Cutting Units:	
	BM22460	(1) QA5 22 In. Vertical Cutting Unit With Front Roller Less Motor	2,355.07
	BM24130	(1) QA5 Eleven Blade 22 In. Cutting Unit w/Adjustable 2.0 mm Bedknife, Less Front and Rear Roller & Motor	2,379.69
	BM24129	(1) QA5 Seven Blade 22 In. Heavy Section Blade Cutting Unit With Adjustable 4.8 mm Bedknife, Less Yokes, Front and Rear Roller & Motor	2,291.94
	BM22458	(1) QA5 Seven Blade 22 In. Heavy Section Blade Cutting Unit With Adjustable Bedknife, Less Yokes, Front Roller & Motor	See Parts
	TCA19917	Engine: B20 Biodiesel Conversion Kit <i>This kit converts one machine to use B20 Diesel fuel.</i>	See Parts
	TCB11727	European CE Kit: Compliance Kit <i>This kit must be ordered to meet the EU country of France shielding regulations.</i>	105.93
		Miscellaneous:	
	BM22671	(1) 22 In. Fairway Tender Conditioners (FTC) Shaft and Blades <i>Requires GTC/FTC Gear Drive (BM22469).</i>	497.56
	BM22761	(1) 22 In. Front Rotary Turf Brush	209.71
	BM22668	(1) 22 In. Rear Roller Power Brush <i>Requires Rear Roller Power Brush Drive (BM22527).</i>	141.24
	BM22995	(1) 22 In. Smooth Roller Scraper	16.06
	BM22469	(1) GTC/FTC Gear Drive	1,280.79
	BM23910	(1) QA5 Grass Catcher Lip Extension <i>This kit extends the front lip of the grass catcher closer to the reel.</i>	9.63
	BM22527	(1) Rear Roller Power Brush Drive <i>Requires 22 In. Rear Roller Power Brush (BM22668).</i>	386.27
	TCA19547	2"x 22" Machine Grooved Roller Scraper	See Parts
	BM23002	3"X22" GROOVE ROLLER SCRAPER <i>Not compatible with Fairway Tender Conditioners (FTC). Can be used on QA5 Cutting units by ordering (1) TCA19597 for each scraper from parts. Requires 3 for 2500's and 5 for Fairway mowers.</i>	146.59
	BTC10259	4WD Conversion Kit	4,629.89
	TCB11460	Electronic Cruise Control Kit	256.80
	BTC10217	Front High Capacity Catcher with large paddle clip (3 needed for front location on Fairway Mowers)	180.83
	BM22757	Grass Catcher Mounting Kit (set of 5) 1 needed per machine	108.07

JOHN DEERE GOLF PRODUCTS
REEL MOWERS

8500 PrecisionCut Fairway Mower
Continued

CODE	ATTACHMENT IDENTIFIER	DESCRIPTION	SUGGESTED LIST PRICE USD (\$)
		ATTACHMENTS FOR FIELD CONVERSION Continued...	
	BTC10216	Grass Catcher with large paddle clip (22 Low Profile)	175.49
	TCU13823	Height of Cut Gauge Bar	See Parts
	TCB11128	Hydraulic Down Pressure Kit	943.74
	TCU23674	John Deere Golf Operator Videos and All Products Safety Video DVD Set	See Parts
	BM24199	QA5 Grass Catcher Side Plate Insert 2 Needed for complete machine 2500's. 1 Needed for front center location for 7500/8500 Fairway Mowers. 1 Needed for 180 & 220 E-Cut Hybrid Walk Greens Mowers. 3 Needed for front 8000 E-Cut Hybrid Fairway Mower.	47.09
	BM23576	QA5 Slope Leveling Kit 1 per cutting unit.	49.21
	BTC10501	Rear Grass Catcher Bail Kit Requires 2 for complete machine & rear grass catcher BTC10408.	182.97
	BTC10194	Wing Latch Kit Needed to Secure Wing Grass Catchers when in Transport Position.	282.49
	BM22762	Reel Cutting Unit Counter Weights (1) Cutting Unit ONLY Counter Weight Kit Needed if NOT installing Rear Roller Power Brush or GTC / FTC Kits.	62.06
	BM22705	(1) QA5 Cutting Unit Brush Only Counter Weight Kit Needed if only installing Rear Roller Power Brush on cutting unit.	139.10
	BM22704	(1) QA5 FTC/GTC ONLY Counter Weight Kit Needed if ONLY installing FTC/GTC on cutting unit.	62.06
		Rollers:	
	BM24202	(1) 22 In. 2 In. (5 cm) Diameter Hollow Smooth Roller	166.91
	BM18481	(1) 22 In. 2 In. (5 cm) Diameter Machined Grooved Wide Solid Front Roller	237.54
	BE23416	(1) 22 In. 2 In. (5 cm) Diameter Machined Grooved Solid Front Roller This Roller is 20mm Shorter Than BM18481.	222.56
	BM19821	(1) 22 In. 2 In. (5 cm) Diameter Spiral Grooved Front Roller	293.19
	BTC10267	(1) 22 In. 2 In. (5cm) MT Grooved Roller NOT FOR USE ON GREENS. Roller used to help reduce roller overlaps in fairways. For best results install in front and rear roller location of cutting unit.	368.09
	BM17668	(1) 22 In. 3 In. (7.6 cm) Diameter Heavy Duty Grooved Disc Front Roller Not compatible if FTC / GTC installed. 3 In. Diameter Front Rollers Raise the Minimum Height of Cut.	335.99

JOHN DEERE GOLF PRODUCTS
REEL MOWERS

8500 PrecisionCut Fairway Mower
Continued

CODE	ATTACHMENT IDENTIFIER	DESCRIPTION	SUGGESTED LIST PRICE USD (\$)
		ATTACHMENTS FOR FIELD CONVERSION Continued...	
	BM19817	(1) 22 In. 3 In. (7.6 cm) Diameter Spiral Grooved Front Roller With Spiral End Caps <i>Not compatible if FTC / GTC installed. 3 In. Diameter Front Rollers Raise the Minimum Height of Cut.</i>	406.60
	BM23566	(1) 2X22" MT SPIRAL Roller <i>NOT FOR USE ON GREENS. Roller used to help reduce roller overlaps in fairways. For best results install in front and rear roller location of cutting unit.</i>	368.09

JOHN DEERE GOLF PRODUCTS

REEL MOWERS

8500 E-Cut Hybrid Fairway Mower -Diesel

Equipment for Base Machine

Gross Engine HP* 43.1 (32.2 kW)	Reel Lift	smooth rear rollers
Net Engine HP 41.7 (31.1 kW)	Patented Rear Cutting Unit	2-Post Roll Over Protection
@ 2600 rpm	Attaching Point	Structure
Three Cylinder Turbo	Foot Activated Tilt Steering	6 LED Warning Light Instrument
Diesel Engine	Column	Cluster with Hour Meter
Servo Controlled Hydrostatic	On-Board Backlapping with	Removable Rear Cutting Unit
Drive	Adjustabel Reel Speed Control	Upstops
Two Wheel Drive	Five Electric Reel Motors	3 Front Work Lights
Power Steering with Straight	Quick-Tatch Cutting Units	Command Arm Operator Controls
Track Steering Cylinder	Adjustable Hydraulic	18 U.S. Gallon Fuel Capacity
Dual Disc Brakes	Down Pressure	
100 In. (2.54 m) Cutting Width	(5) QA5 7 Blade 22 In.	
26.5x14-12 Turf Drive Tires	(55.9 cm)Cutting Units	
20x10-8 Turf Steer Tires	with Speed Link Height of	
Deluxe Suspension Seat with	Cut System	
Armrests and Retractable	5 In. (12.7 cm) Diameter Reels	
Seatbelt	Heavy Section Reel Blades with	
White Box Controller with	Adjustable Bedknife with Notch	
On-Board Diagnostics	Adjustments	
One-Touch Lift/Lower Reel Lever	2 In. Diameter Machined Grooved	
Electric Over Hydraulic	Solid Front Rollers and hollow	

CODE	ATTACHMENT IDENTIFIER	DESCRIPTION	SUGGESTED LIST PRICE USD (\$)
------	-----------------------	-------------	-------------------------------

Select One Code From Each Required Category

BASE MACHINE

F.O.B. Raleigh, North Carolina

1752TC	8500 E-Cut Hybrid Fairway Mower -Diesel	61,058.00
--------	---	-----------

REEL CUTTING UNITS

1004	(5) Quick Adjust 5 (QA5) Seven Blade 22 In. Heavy Section Standard Cutting Units With Adjustable 4.8 mm Bedknife, Less Front And Rear Rollers	In Base Price
1005	(5) Quick Adjust 5 (QA5) Eleven Blade 22 In. (55.9 cm) Cutting Units With Adjustable 2.0mm Bedknife, 5 In. (12.7 cm) Diameter Reels, Less Front Rollers	410.00
1010	Less Cutting Units	-10,710.00

REEL FRONT ROLLERS

2001	(5) 22 In. 3 In. (7.6 cm) Diameter Heavy Duty Grooved Disc Rollers <i>Not compatible if FTC installed. 3 In. Diameter Front Rollers Raise the Minimum Height of Cut.</i>	530.00
2002	(5) 22 In. 2 In. (5cm) Diameter Machined Grooved Solid Front Rollers	In Base Price
2003	(5) 22 In. 2 In. (5cm) Diameter Spiral Grooved Front Rollers	330.00
2004	(5) 22 In. 3 In. (7.6 cm) Diameter Spiral Grooved Front Rollers with Spiral End Caps <i>Not compatible if FTC installed. 3 In. Diameter Front Rollers Raise the Minimum Height of Cut.</i>	860.00

JOHN DEERE GOLF PRODUCTS
REEL MOWERS

8500 E-Cut Hybrid Fairway Mower -Diesel
Continued

CODE	ATTACHMENT IDENTIFIER	DESCRIPTION	SUGGESTED LIST PRICE USD (\$)
REEL FRONT ROLLERS Continued...			
2005		(5) 22 In. 2 In. (5cm) MT Spiral Roller	680.00
2006		(5) 22 In. 2 In. (5cm) MT Grooved Roller	680.00
2007		(5) 22 In. 2 In. (5 cm) Diameter Hollow Smooth Roller	-260.00
2010		Less Front Rollers, Roller Adjusters and Skid Shoes	-1,040.00
REEL REAR ROLLERS			
2501		(5) 22 In. 2 In (5cm) Diameter Hollow Smooth Roller	In Base Price
2502		(5) 22 In. 2 In. (5cm) MT Spiral Roller <i>NOT FOR USE ON GREENS. Roller used to help reduce roller overlaps in fairways. For best results install in front and rear roller location of cutting unit.</i>	940.00
2503		(5) 22 In. 2 In. (5cm) MT Grooved Roller <i>NOT FOR USE ON GREENS. Roller used to help reduce roller overlaps in fairways. For best results install in front and rear roller location of cutting unit.</i>	940.00
2510		Less Rear Rollers	-780.00
REEL CUTTING UNIT COUNTER WEIGHTS			
4001		(5) QA5 Cutting Unit ONLY Counter Weight Kit <i>Needed if NOT installing Rear Roller Power Brush or GTC/FTC Kits.</i>	In Base Price
4002		(5) QA5 Cutting Unit Brush Only Counter Weight Kit <i>Needed if only installing Rear Roller Power Brush on Cutting Unit.</i>	360.00
4003		(5) QA5 Cutting Unit FTC/GTC ONLY Counter Weight Kit <i>Needed if ONLY installing FTC/GTC on cutting unit.</i>	Same Price
4010		Less Counter Weight kit	-290.00
ATTACHMENTS - ORDER AS DESIRED			
CE Kit:			
9330		Battery Label Kit <i>This kit must be ordered to meet battery labeling requirement in Brazil.</i>	No Charge
European CE Kit			
9100		European CE Conversion Kit, 8500 PrecisionCut Fairway Mower <i>Must be Ordered to Receive a PrecisionCut Fairway Mower Which Meets CE Requirements. Kit Includes Electric Hood Switch, Pictorial Decals and Operator's Manuals in English, French, German, Spanish and Italian.</i>	35.00
9102		European CE Reel Decal Kit for Seven Blade Standard Cutting Units <i>Must be Ordered to Receive Decals that Converts (5) Seven Blade Standard Cutting Units to Meet CE Mark Requirements.</i>	No Charge
9350		Compliance Kit <i>This kit must be ordered to meet the EU country of France shielding regulations.</i>	99.00
Miscellaneous:			
9733		(5) Front Grass Catchers with large paddle clip Mounting Hardware for QA5 Cutting Units, Rear Bail and Catchers w/handles, Wing Latch Kit and grass catcher side plate inserts kit for front center. <i>Note: Cutting unit shield extensions should only be used in dry conditions.</i>	1,524.00

JOHN DEERE GOLF PRODUCTS
REEL MOWERS

8500 E-Cut Hybrid Fairway Mower -Diesel
Continued

CODE	ATTACHMENT IDENTIFIER	DESCRIPTION	SUGGESTED LIST PRICE USD (\$)
		ATTACHMENTS - ORDER AS DESIRED Continued...	
9015		(5) 22 In. Fairway Tender Conditioners (FTC) Shaft and Blades <i>Requires order code 9016.</i> <i>3" roller when used on the QA5 is not compatible with the FTC.</i>	2,325.00
9016		(5) QA5 GTC/FTC Gear Drive <i>Requires order code 9015 (BM22670).</i> <i>3" roller when used on the QA5 is not compatible with the FTC.</i>	5,985.00
9017		(5) 22 In. Rear Roller Power Brushes <i>Requires order code 9018 (BM22527).</i>	660.00
9018		(5) Rear Roller Power Brush Drive <i>Requires order code 9017 (BM22668).</i>	1,805.00
9019		(5) 22 In. Front Rotary Turf Brush <i>Can not be used with FTC/GTC 9015.</i> <i>Requires order code 9016.</i> <i>3" roller when used on the QA5 is not compatible with the FTC.</i>	980.00
9020		Hydraulic Down Pressure Kit	882.00
9021		4WD Conversion Kit <i>Converts 2WD Traction Unit into 4WD Traction Unit.</i>	4,327.00
9025		(5) 22 In. Smooth Roller Scrapers	75.00
9070		(5) QA5 Grass Catcher Lip Extension <i>This kit extends the front lip of the grass catcher closer to the reel.</i>	45.00
9400		Canopy	425.00
9803		(5) 11 blade QA5 cutting units less front and rear rollers	11,120.00
9804		(5) 7 blade QA5 cutting units less front and rear rollers	10,710.00
		ATTACHMENTS FOR FIELD CONVERSION	
		Bedknives	
	ET17532	Bedknife, 4.8mm Fairway	See Parts
	MT7351	Bedknife, 2.0mm Ultra Low Cut	See Parts
	ET17534	Bedknife, 2.5mm Tournament	See Parts
	ET17533	Bedknife, 3.2 mm	See Parts
	ET11066	Bedknife, 3.2 mm with Hardened Insert	See Parts
	ET17767	Bedknife, Hi-cut Fairway 7.6 mm	See Parts
		Cutting Units:	
	BM24130	(1) QA5 Eleven Blade 22 In. Cutting Unit w/Adjustable 2.0 mm Bedknife, Less Front and Rear Roller & Motor	2,379.69
	BM24129	(1) QA5 Seven Blade 22 In. Heavy Section Blade Cutting Unit With Adjustable 4.8 mm Bedknife, Less Yokes, Front and Rear Roller & Motor	2,291.94

JOHN DEERE GOLF PRODUCTS
REEL MOWERS

8500 E-Cut Hybrid Fairway Mower -Diesel
Continued

CODE	ATTACHMENT IDENTIFIER	DESCRIPTION	SUGGESTED LIST PRICE USD (\$)
		ATTACHMENTS FOR FIELD CONVERSION Continued...	
	BM22458	(1) QA5 Seven Blade 22 In. Heavy Section Blade Cutting Unit With Adjustable Bedknife, Less Yokes, Front Roller & Motor	See Parts
	BM22479	(1) Quick Adjust 5 (QA5) Eleven Blade 18 In. Cutting Units with Yokes, less Front Rollers, Motors and Counter Weight <i>Includes Rear Roller</i>	2,556.23
	TCA19917	Engine: B20 Biodiesel Conversion Kit <i>This kit converts one machine to use B20 Diesel fuel.</i>	See Parts
	TCB11727	European CE Kit: Compliance Kit <i>This kit must be ordered to meet the EU country of France shielding regulations.</i>	105.93
	BM22671	Miscellaneous: (1) 22 In. Fairway Tender Conditioners (FTC) Shaft and Blades <i>Requires GTC/FTC Gear Drive (BM22469).</i>	497.56
	BM22761	(1) 22 In. Front Rotary Turf Brush	209.71
	BM22668	(1) 22 In. Rear Roller Power Brush <i>Requires Rear Roller Power Brush Drive (BM22527).</i>	141.24
	BM22995	(1) 22 In. Smooth Roller Scraper	16.06
	BM22469	(1) GTC/FTC Gear Drive	1,280.79
	BM23910	(1) QA5 Grass Catcher Lip Extension <i>This kit extends the front lip of the grass catcher closer to the reel.</i>	9.63
	BM22527	(1) Rear Roller Power Brush Drive <i>Requires 22 In. Rear Roller Power Brush (BM22668).</i>	386.27
	TCA19547	2"x 22" Machine Grooved Roller Scraper	See Parts
	BM23002	3"X22" GROOVE ROLLER SCRAPER <i>Not compatible with Fairway Tender Conditioners (FTC). Can be used on QA5 Cutting units by ordering (1) TCA19597 for each scraper from parts. Requires 3 for 2500's and 5 for Fairway mowers.</i>	146.59
	BTC10259	4WD Conversion Kit	4,629.89
	TCB11460	Electronic Cruise Control Kit	256.80
	BTC10217	Front High Capacity Catcher with large paddle clip (3 needed for front location on Fairway Mowers)	180.83
	BM22757	Grass Catcher Mounting Kit (set of 5) 1 needed per machine	108.07
	BTC10216	Grass Catcher with large paddle clip (22 Low Profile)	175.49
	TCU13823	Height of Cut Gauge Bar	See Parts
	TCB11128	Hydraulic Down Pressure Kit	943.74

JOHN DEERE GOLF PRODUCTS
REEL MOWERS

8500 E-Cut Hybrid Fairway Mower -Diesel
Continued

CODE	ATTACHMENT IDENTIFIER	DESCRIPTION	SUGGESTED LIST PRICE USD (\$)
		ATTACHMENTS FOR FIELD CONVERSION Continued...	
	TCU23674	John Deere Golf Operator Videos and All Products Safety Video DVD Set	See Parts
	BM24199	QA5 Grass Catcher Side Plate Insert <i>2 Needed for complete machine 2500's. 1 Needed for front center location for 7500/8500 Fairway Mowers. 1 Needed for 180 & 220 E-Cut Hybrid Walk Greens Mowers. 3 Needed for front 8000 E-Cut Hybrid Fairway Mower.</i>	47.09
	BM23576	QA5 Slope Leveling Kit <i>1 per cutting unit.</i>	49.21
	BTC10501	Rear Grass Catcher Bail Kit <i>Requires 2 for complete machine & rear grass catcher BTC10408.</i>	182.97
	BTC10194	Wing Latch Kit <i>Needed to Secure Wing Grass Catchers when in Transport Position.</i>	282.49
	BM22762	Reel Cutting Unit Counter Weights (1) Cutting Unit ONLY Counter Weight Kit <i>Needed if NOT installing Rear Roller Power Brush or GTC / FTC Kits.</i>	62.06
	BM22705	(1) QA5 Cutting Unit Brush Only Counter Weight Kit <i>Needed if only installing Rear Roller Power Brush on cutting unit.</i>	139.10
	BM22704	(1) QA5 FTC/GTC ONLY Counter Weight Kit <i>Needed if ONLY installing FTC/GTC on cutting unit.</i>	62.06
		Rollers:	
	BM24202	(1) 22 In. 2 In. (5 cm) Diameter Hollow Smooth Roller	166.91
	BM18481	(1) 22 In. 2 In. (5 cm) Diameter Machined Grooved Wide Solid Front Roller	237.54
	BE23416	(1) 22 In. 2 In. (5 cm) Diameter Machined Grooved Solid Front Roller <i>This Roller is 20mm Shorter Than BM18481.</i>	222.56
	BM19821	(1) 22 In. 2 In. (5 cm) Diameter Spiral Grooved Front Roller	293.19
	BTC10267	(1) 22 In. 2 In. (5cm) MT Grooved Roller <i>NOT FOR USE ON GREENS. Roller used to help reduce roller overlaps in fairways. For best results install in front and rear roller location of cutting unit.</i>	368.09
	BM17668	(1) 22 In. 3 In. (7.6 cm) Diameter Heavy Duty Grooved Disc Front Roller <i>Not compatible if FTC / GTC installed. 3 In. Diameter Front Rollers Raise the Minimum Height of Cut.</i>	335.99
	BM19817	(1) 22 In. 3 In. (7.6 cm) Diameter Spiral Grooved Front Roller With Spiral End Caps <i>Not compatible if FTC / GTC installed. 3 In. Diameter Front Rollers Raise the Minimum Height of Cut.</i>	406.60
	BM23566	(1) 2X22" MT SPIRAL Roller <i>NOT FOR USE ON GREENS. Roller used to help reduce roller overlaps in fairways. For best results install in front and rear roller location of cutting unit.</i>	368.09

JOHN DEERE GOLF PRODUCTS
REEL MOWERS

8500 E-Cut Hybrid Fairway Mower -Diesel
Continued

JOHN DEERE GOLF PRODUCTS

REEL MOWERS

8700 PrecisionCut Fairway Mower

Equipment for Base Machine

Gross Engine HP 43.1 (32.2 kW)
 Net Engine HP 41.7 (31.1 kW)
 @ 2600 rpm
 Three Cylinder Turbo
 Diesel Engine
 Servo Controlled Hydrostatic
 Drive
 Two Wheel Drive
 Power Steering with Straight
 Track Steering Cylinder
 Dual Disc Brakes
 100 In. (2.54 m) Cutting Width
 26.5x14-12 Turf Drive Tires
 20x10-8 Turf Steer Tires
 Deluxe Suspension Seat with
 Armrests and Retractable
 Seatbelt
 White Box Controller with
 On-Board Diagnostics
 One-Touch Lift/Lower Reel Lever

Electric Over Hydraulic
 Reel Lift
 Rear Cutting Unit
 Attaching Point
 Foot Activated Tilt Steering
 Column
 On-Board Backlapping with
 Adjustable Reel Speed Control
 Five Hydraulic Quick-Tatch Reel
 Motors
 Quick-Tatch Cutting Units
 Adjustable Hydraulic
 Down Pressure
 (5) QA7 22 In. (55.9 cm) Cutting
 Units (Eight Blade)
 7 In. (17.8 cm) Diameter
 Reels with Reel to Bedknife
 with Notch Adjustments
 2 In. Diameter Machined Grooved
 Solid Front Rollers

2-Post Roll Over Protection
 Structure
 6 LED Warning Light Instrument
 Cluster with Hour Meter
 Removable Rear Cutting Unit
 Upstops
 3 Front Work Lights
 Command Arm Operator Controls
 18 U.S. Gallon Fuel Capacity

CODE	ATTACHMENT IDENTIFIER	DESCRIPTION	SUGGESTED LIST PRICE USD (\$)
------	--------------------------	-------------	-------------------------------------

Select One Code From Each Required Category

BASE MACHINE

F.O.B. Raleigh, North Carolina

1482TC	8700 PrecisionCut Fairway Mower	61,356.00
--------	---------------------------------	-----------

REEL CUTTING UNITS

1004	(5) Quick Adjust 7 (QA7) Eight Blade 22 In. Cutting Units with 6.3 mm bedknife Less Front Rollers, Motors and counter weight	In Base Price
1005	(5) Quick Adjust 7 (QA7) Ten Blade 22 In. E.S.P. Cutting Units with 6.3 mm bedknife, Less Front Rollers, Motors and counter weights	260.00
1010	Less Cutting Units	-13,015.00

REEL FRONT ROLLERS

2001	(5) 22 In. 3 In. (7.6 cm) Diameter Heavy Duty Grooved Disc	In Base Price
2002	(5) 22 In. 3 In. (7.6 cm) Diameter Spiral Grooved Front Rollers with Spiral End Caps	330.00
2010	Less Front Rollers, Roller Adjusters and Skid Shoes	-1,570.00

TRACTION DRIVE UNIT

3000	2WD Traction Unit	In Base Price
3001	Factory Installed 4WD Traction Unit	4,411.00

REEL CUTTING UNIT COUNTER WEIGHTS

4001	(5) QA7 Cutting Unit ONLY Counter Weight Kit <i>Needed if NOT installing Rear Roller Power Brush</i>	In Base Price
------	---	---------------

JOHN DEERE GOLF PRODUCTS
REEL MOWERS

8700 PrecisionCut Fairway Mower
Continued

CODE	ATTACHMENT IDENTIFIER	DESCRIPTION	SUGGESTED LIST PRICE USD (\$)
REEL CUTTING UNIT COUNTER WEIGHTS Continued... <i>or GTC/FTC Kits.</i>			
4002		(5) QA7 Reel Cutting Unit Brush Only Counter Weight Kit <i>Needed if only installing Rear Roller Power Brush on Cutting Unit.</i>	360.00
4003		(5) QA7 Cutting Unit FTC/GTC ONLY Counter Weight Kit <i>Needed if ONLY installing FTC/GTC on cutting unit.</i>	Same Price
4010		Less Counter Weight kit <i>Ordered if Both Rear Roller Power Brush and FTC/GTC Kit installed.</i>	-290.00
ATTACHMENTS - ORDER AS DESIRED			
9330		CE Kit: Battery Label Kit <i>This kit must be ordered to meet battery labeling requirement in Brazil.</i>	No Charge
9010		Cutting Units: (5) QA7 Vertical Cutting Units with Front Rollers Less Motors	9,020.00
9100		European CE Kit European CE Conversion Kit, 7700 PrecisionCut Fairway Mower <i>Must be Ordered to Receive a PrecisionCut Fairway Mower Which Meets CE Requirements. Kit Includes Electric Hood Switch, Pictorial Decals and Operator's Manuals in English, French, German, Spanish and Italian.</i>	35.00
9102		European CE Reel Decal Kit for E.S.P. Cutting Units <i>Must be Ordered to Receive Decals that Converts (5) E.S.P. Cutting Units to Meet CE Mark Requirements.</i>	No Charge
9350		Compliance Kit <i>This kit must be ordered to meet the EU country of France shielding regulations.</i>	99.00
9000		Miscellaneous: (5) Grass Catchers with large paddle clip Mounting Hardware for QA7 Cutting Units and Wing Latch	1,232.00
9015		(5) QA7 22" Fairway Tender Conditioners Shaft and Blades <i>Requires order code 9016.</i>	2,485.00
9016		(5) QA7 FTC Gear Drive <i>Requires order code 9015.</i>	5,985.00
9017		(5) QA7 22" Rear Roller Power Brushes <i>Requires order code 9018.</i>	660.00
9018		(5) QA7 Rear Roller Power Brush Drive <i>Requires order code 9017.</i>	1,805.00
9021		4WD Conversion Kit <i>Converts 2WD Traction Unit into 4WD Traction Unit.</i>	4,327.00
9022		(5) 22 In. 3 In. Diameter Heavy Duty Grooved Disc Roller Scrapers	685.00

JOHN DEERE GOLF PRODUCTS
REEL MOWERS

8700 PrecisionCut Fairway Mower
Continued

CODE	ATTACHMENT IDENTIFIER	DESCRIPTION	SUGGESTED LIST PRICE USD (\$)
		ATTACHMENTS - ORDER AS DESIRED Continued...	
9025		(5) 22 In. Smooth Roller Scrapers <i>Requires (5) TCA19587 from parts.</i>	198.00
9400		Canopy	425.00
9806		(5) 10 Blade QA7 cutting units less front roller	13,275.00
9807		(5) 8 Blade QA7 cutting units less front roller	13,015.00
		ATTACHMENTS FOR FIELD CONVERSION	
		Bedknives	
	ET17751	Bedknife, Hi-cut Fairway 12 mm	See Parts
	MT3883	Bedknife, Ultra Lo-cut Fairway 6.3 mm	See Parts
		CE Kit:	
	BTC10256	Battery Label Kit <i>This kit must be ordered to meet battery labeling requirement in Brazil.</i>	0.00
		Cutting Units:	
	BM22461	(1) QA7 Vertical Cutting Units with Front Rollers Less Motors	1,930.29
	BM22463	(1) Quick Adjust 7 (QA7) Eight Blade 22 In. Cutting Units Less Front Rollers and Motors	2,785.21
	BM24121	(1) Quick Adjust 7 (QA7) Eight Blade 22 In. Cutting Units with 6.3 mm bedknife Less Front Rollers, Motors and counter weight	2,785.21
	BM22464	(1) Quick Adjust 7 (QA7) Ten Blade 22 In. E.S.P. Cutting Units Less Front Rollers and Motors	2,840.86
	BM24122	(1) Quick Adjust 7 (QA7) Ten Blade 22 In. E.S.P. Cutting Units with 6.3 mm bedknife, Less Front Rollers, Motors and counter weights	2,840.86
		Engine:	
	TCA19917	B20 Biodiesel Conversion Kit <i>This kit converts one machine to use B20 Diesel fuel.</i>	See Parts
		European CE Kit:	
	TCB11727	Compliance Kit <i>This kit must be ordered to meet the EU country of France shielding regulations.</i>	105.93
		Miscellaneous:	
	BM22763	(1) Conversion Mounting Kit old Machine to New QA7 Cutting Units <i>Contains Parts to Convert (1) Cutting Unit.</i>	70.61
	BM22693	(1) QA7 22" Fairway Tender Conditioners Shaft and Blades <i>Also need order code 9016 (BM22673).</i>	531.79
	BM22712	(1) QA7 22" Rear Roller Power Brush <i>Also need order code 9018 (BM22674).</i>	141.24
	BM22674	(1) QA7 26 In. Rear Roller Power Brush Drive	386.27

JOHN DEERE GOLF PRODUCTS
REEL MOWERS

8700 PrecisionCut Fairway Mower
Continued

CODE	ATTACHMENT IDENTIFIER	DESCRIPTION	SUGGESTED LIST PRICE USD (\$)
		ATTACHMENTS FOR FIELD CONVERSION Continued...	
	BM22673	(1) QA7 FTC Gear Drive <i>Also need order code 9015 (BM22693).</i>	1,280.79
	BM17684	(5) 22 In. Smooth Roller Scrapers <i>Requires (5) TCA19587 from parts.</i>	211.86
	BM22764	1) Conversion Mounting Kit 2009 Machine to Old Cutting ESP Cutting units <i>Contains Parts to Convert (1) Cutting Unit.</i>	70.61
	BM23002	3"X22" GROOVE ROLLER SCRAPER <i>Not compatible with Fairway Tender Conditioners (FTC). Can be used on QA5 Cutting units by ordering (1) TCA19597 for each scraper from parts. Requires 3 for 2500's and 5 for Fairway mowers.</i>	146.59
	BTC10259	4WD Conversion Kit	4,629.89
	AMT663	Bar Gauge Kit	See Parts
	MT1928	Bedknife, Low-Cut Fairway	See Parts
	TCB11126	Canopy	454.76
	TCB11460	Electronic Cruise Control Kit	256.80
	BTC10217	Front High Capacity Catcher with large paddle clip (3 needed for front location on Fairway Mowers)	180.83
	TCB11414	Front Wing Latch Kit (Set of 2) 1 per machine <i>Needed to Secure Wing Grass Catchers when in Transport Position.</i>	220.41
	BM22756	Grass Catcher Mounting Kit (set of 5) 1 needed per machine	204.37
	BTC10216	Grass Catcher with large paddle clip (22 Low Profile) <i>2 needed for complete machine for 2500#s. 2 needed for rear locations for Fairway Mowers 7700/8700. 1 needed for 180 & 220 E-Cut Hybrid Walk Greens Mower.</i>	175.49
	TCU13823	Height of Cut Gauge Bar	See Parts
	TCU23674	John Deere Golf Operator Videos and All Products Safety Video DVD Set	See Parts
		Reel Cutting Unit Counter Weights	
	BM22762	(1) Cutting Unit ONLY Counter Weight Kit <i>Needed if NOT installing Rear Roller Power Brush or GTC / FTC Kits.</i>	62.06
	BM22704	(1) QA5 FTC/GTC ONLY Counter Weight Kit <i>Needed if ONLY installing FTC/GTC on cutting unit.</i>	62.06
	BM22721	(1) QA7 Cutting Unit Brush Only Counter Weight Kit <i>Needed if only installing Rear Roller Power Brush on 26" Cutting Unit.</i>	139.10
		Rollers:	
	BM17668	(1) 22 In. 3 In. (7.6 cm) Diameter Heavy Duty Grooved Disc Front Roller	335.99

JOHN DEERE GOLF PRODUCTS
REEL MOWERS

8700 PrecisionCut Fairway Mower
Continued

CODE	ATTACHMENT IDENTIFIER	DESCRIPTION	SUGGESTED LIST PRICE USD (\$)
		ATTACHMENTS FOR FIELD CONVERSION Continued...	
	BM19817	(1) 22 In. 3 In. (7.6 cm) Diameter Spiral Grooved Front Roller With Spiral End Caps	406.60

JOHN DEERE GOLF PRODUCTS SPECIAL APPLICATION MOWERS

7400 TerrainCut Trim and Surrounds Mower Equipment for Base Machine

*Engine HP is Provided by the Engine Manufacturer to be Used for Comparison Purposes Only. Actual Operating HP will be Less. Refer to the engine manufacturer's web site for additional information.
Gross Engine HP 37.1 (27.67 kW) Net Engine HP 36 (26.85 kW) @ 2600 RPM
Three Cylinder Turbo Diesel Engine
Hydrostatic Drive
(3) Independent Wheel Motors
GRIP All Wheel Drive
Width On Demand 74 In. (188cm) or 68 In. (173cm) Mowing Width
Reach Trimming System with Maximum 15 In. (38cm) Shift
Outside Front Tire
Power Steering with Straight Track Steering Cylinder

Dual Disc Brakes
(2) 24x12-12 Turf Trac Front Drive Tires
(1) 24x12-12 Multi Trac Rear Drive Tire
Deluxe Suspension Seat with Retractable Seatbelt
White Box Controller with On-Board Diagnostics
One-Touch Lift/Lower Deck Lever
Electric Over Hydraulic Deck Lift
Foot Activated Tilt Steering Column
(3) Rotary Deck Hydraulic Motors
(3) 27 In. (69cm) Floating Rotary Rear Discharge Decks
10 Gauge Steel Decks with Top Mounted Frame and Front Deck Bumper
(1) 27 In., 3 In. Diameter Rear Roller per Deck

(2) Front Greasable Caster Wheels Per Deck
2-Post Roll Over Protection Structure
6 LED Warning Light Instrument Cluster with Hour Meter
Command Arm Operator Controls
13 U.S. Gallon Fuel Capacity
John Deere Golf Operator Videos and All Products Safety Video DVD Set

CODE	ATTACHMENT IDENTIFIER	DESCRIPTION	SUGGESTED LIST PRICE USD (\$)
------	-----------------------	-------------	-------------------------------

Select One Code From Each Required Category

BASE MACHINE

F.O.B. Raleigh, North Carolina

1713TC	7400 TerrainCut Trim and Surrounds Mower	41,753.00
--------	--	-----------

ATTACHMENTS - ORDER AS DESIRED

9100	European CE Kit: European CE Conversion Kit 7400 TerrainCut Trim and Surrounds Mower <i>Must be Ordered to Receive a TerrainCut Trim and Surrounds Mower Which Meets CE Requirements. Kit Includes Electric Hood Switch, Guard, Pictorial Decals and Operator's Manuals in English, French, German, Spanish and Italian.</i>	151.00
9350	Compliance Kit <i>This kit must be ordered to meet the EU country of France shielding regulations.</i>	99.00
9330	Battery Label Kit <i>This kit must be ordered to meet battery labeling requirement in Brazil.</i>	No Charge
9001	Miscellaneous: (3) 27 In. Mulch Kits <i>Includes Deflectors and Baffles.</i>	393.00
9002	Light Kit	216.00
9004	Joystick Kit	974.00
9023	(3) 27 In. Rear Roller Scraper Kits	222.00

ATTACHMENTS FOR FIELD CONVERSION

JOHN DEERE GOLF PRODUCTS
SPECIAL APPLICATION MOWERS

7400 TerrainCut Trim and Surrounds Mower

Continued

CODE	ATTACHMENT IDENTIFIER	DESCRIPTION	SUGGESTED LIST PRICE USD (\$)
ATTACHMENTS FOR FIELD CONVERSION Continued...			
		CE Kit:	
BTC10256		Battery Label Kit <i>This kit must be ordered to meet battery labeling requirement in Brazil.</i>	0.00
		Miscellaneous:	
TCB11575		(1) 27 In. Mulch Kit <i>Does Not Include TCU27876 Mulch Blade, See Parts.</i> <i>(3) TCB11575 Must be ordered for complete machine.</i>	140.17
TCB11255		(1) 27 In. Rear Roller Scraper Kit	79.19
TCB11728		Compliance Kit <i>This kit must be ordered to meet the EU country of France shielding regulations.</i>	105.93
TCB11296		Joystick Kit	1,042.19
TCB11462		Light Kit	231.11
TCU25388		UltraTrac Fairway Mower Tire	See Parts

JOHN DEERE GOLF PRODUCTS SPECIAL APPLICATION MOWERS

8800 TerrainCut Rough Mower Equipment for Base Machine

*Engine HP is Provided by the Engine Manufacturer to be Used for Comparison Purposes Only. Actual Operating HP will be Less. Refer to the engine manufacturer's web site for additional information.
Gross Engine HP 43.1 (32.2 kW)
Net Engine HP 42 (31.1 kW)
@ 2600 rpm
Three Cylinder Turbo Diesel Engine
Servo Controlled Hydrostatic Drive
Grip AWD
Power Steering with Straight Track Steering Cylinder
Dual Disc Brakes
88 In. (226cm) Cutting Width

26.5x14-12 Turf Drive Tires
20x10-8 Turf Steer Tires
Deluxe Suspension Seat with Armrests and Retractable Seatbelt
White Box Controller with On-Board Diagnostics
One-Touch Lift/Lower Deck Lever
Electric Over Hydraulic Deck Lift
Foot Activated Tilt Steering Column
(5) Rotary Deck Hydraulic Motors
(5) 21 In. (53.3cm) Floating Rotary Rear Discharge Decks
(10 Gauge Stamped Steel Decks)
(1) 21 In., 3 In. Diameter Rear Roller Per Deck

(2) 5 In., 4 In. Diameter Front Rollers Per Deck
2-Post Roll Over Protection Structure
6 LED Warning Light Instrument Cluster with Hour Meter
3 Front Work Lights
Command Arm Operator Controls
18 U.S. Gallon Fuel Capacity

CODE	ATTACHMENT IDENTIFIER	DESCRIPTION	SUGGESTED LIST PRICE USD (\$)
------	-----------------------	-------------	-------------------------------

Select One Code From Each Required Category

BASE MACHINE

F.O.B. Raleigh, North Carolina

1492TC	8800 TerrainCut Rough Mower	59,697.00
--------	-----------------------------	-----------

ATTACHMENTS - ORDER AS DESIRED

9100	European CE Kit: European CE Conversion Kit 8800 TerrainCut Rough Mower <i>Must be Ordered to Receive a TerrainCut Rough Mower Which Meets CE Requirements. Kit Includes Electric Hood Switch, Pictorial Decals and Operator's Manuals in English, French, German, Spanish and Italian.</i>	34.00
9330	Battery Label Kit <i>This kit must be ordered to meet battery labeling requirement in Brazil.</i>	No Charge
9350	Compliance Kit <i>This kit must be ordered to meet the EU country of France shielding regulations.</i>	99.00
9400	Miscellaneous: Canopy	425.00

ATTACHMENTS FOR FIELD CONVERSION

BTC10256	CE Kit: Battery Label Kit <i>This kit must be ordered to meet battery labeling requirement in Brazil.</i>	0.00
TCA19917	Engine: B20 Biodiesel Conversion Kit <i>This kit converts one machine to use B20 Diesel fuel.</i>	See Parts

European CE Kit:

JOHN DEERE GOLF PRODUCTS
SPECIAL APPLICATION MOWERS

8800 TerrainCut Rough Mower
Continued

CODE	ATTACHMENT IDENTIFIER	DESCRIPTION	SUGGESTED LIST PRICE USD (\$)
		ATTACHMENTS FOR FIELD CONVERSION Continued...	
	TCB11727	Compliance Kit <i>This kit must be ordered to meet the EU country of France shielding regulations.</i>	105.93
	TCB11463	Miscellaneous: (5) 22 In. Smooth Roller Scrapers <i>1 kit needed per machine.</i>	104.86
	TCA19481	21" Deck Less Motor and Motor Base <i>See DTAC solution for additional required parts for installation.</i>	See Parts
	TCB11126	Canopy	454.76
	TCB11460	Electronic Cruise Control Kit	256.80
	GC00175	High Lift blade - standard with deck shipped from factory	See Parts
	TCU23674	John Deere Golf Operator Videos and All Products Safety Video DVD Set	See Parts
	GK22190	Low Lift Blade	See Parts
	GC0034	Mulch Blade	See Parts
	TCB11461	Mulching Kit (1) <i>Does Not Include GC00344 Mulch Blade, See Parts.</i> <i>(5) TCB11461 Must be ordered for complete machine.</i>	73.83

JOHN DEERE GOLF PRODUCTS
SPECIAL APPLICATION MOWERS

Current Attachments for Non-Current Special Application Mowers

CODE	ATTACHMENT IDENTIFIER	DESCRIPTION	SUGGESTED LIST PRICE USD (\$)
ATTACHMENTS FOR FIELD CONVERSION			
3245C Independent Deck Mower Attachments:			
TCB11166		(1) 22 In. Smooth Roller Scraper <i>(5) TCB11166 Kits Must be Ordered for a Complete Machine.</i>	79.19
TCB10898		European CE 3245C Independent Deck Mower Service and Training Kit <i>Contains PAL Operator Training Video and Parts Catalog.</i>	See Parts
TCB10897		Independent Deck Mower Service and Training Kit <i>Contains Operator Training Video and Parts Catalog.</i>	See Parts

JOHN DEERE GOLF PRODUCTS

SPECIAL APPLICATION VEHICLES AND EQUIPMENT

Gator TX Turf Equipment for Base Machine

ENGINE:
13 Engine HP (401cc),
Single Cylinder, Air-cooled,
4-Cycle Gasoline
Overhead Valves
Full Pressure Lubrication
System
Replaceable Single Element
(Dry Type) Air Cleaner
with Remote Intake
5.2 Gallon (19.7 L) Fuel
Capacity
Solid State 12V Ignition
ELECTRICAL:
Electric Start
6 Amp, Regulated Alternator
340 CCA Battery
Two 37.5 Watt Halogen
Headlights
TRANSAXLE/TRANSMISSION:
Continuously Variable
Transmission (CVT)
Single-speed Transaxle
20 mph (32.2 kph) Maximum
Forward Speed
Rear Traction Assist
Front and Rear Hydraulic
Disk Brakes
Rear Mechanical Disk Hand
Operated Park Brake
Two Rear Drive Wheels
1-5/16 In. (33.5mm)
Forged Rear Axle
STEERING/SUSPENSION:
Rack and Pinion Steering
Front Suspension
Independent Spring-Over-Shock
Single A-Arm Design
Rear Suspension

Triple Rate Adjustable
Coil-Over-Shock
1 In. (25mm) Front Spindles
FRAME/STYLED PARTS:
Arc Welded Uni-Body Frame
Thermoplastic Elastomer
Polyolefin (TPO) Hood
and Fenders
OPERATOR STATION:
High-Back Bucket Seats
Walk-Through Platform
Park Brake Indicator Light
Hip Restraint Bars
(Driver and Passenger)
Passenger Grab Handle
Glove Box
Two Cup Holders
Fuel Gauge
Hour Meter
12V DC Outlet
DIMENSIONS:
109.6 In. Long x 60 In.
Wide x 47.6 In. High
(2788 mm x 1524 mm x
1209 mm)
1000 Lbs. (454 kg.) Total
Payload Capacity Which
Includes:
200 Lbs. (91 kg) Driver,
200 Lbs. (91 kg) Passenger
and 600 Lbs (272 kg) in
Cargo Box
Towing Capacity: 1000 Lbs.
(454 kg)
12.00 ft. Turning Radius
Ground Clearance (Under
Transaxle): 5.7 In. (145 mm)
Ground Clearance (Under Foot
Platform): 10.6 In. (270 mm)

CARGO BOX:
45 In. Long x 52 In. Wide
x 12 In. Deep (1143 mm x
1320 mm x 304.8 mm)
16.4 Cu.Ft (.46 m) Capacity
600 Lbs. (272 kg) Box
Capacity
Tilting Box
Hinged (Bottom) Tailgate,
Removable
Load Guard
Removeable Cargo Box Side
Panels (Flat Bed)
Hold Down Latch and Prop Rod
TIRES:
Front: 2-22x9.50-10 4 Ply
Cayman Turf
Rear: 2-24x12.00-10 4 Ply
Cayman Turf
Miscellaneous:
Rear Receiver Hitch
SAFETY VIDEO TAPE:
Safety & Operational Video
*Engine HP is Provided by the
Engine Manufacturer to be Used
for Comparison Purposes Only,
Actual Operating HP will be
Less.

CODE	ATTACHMENT IDENTIFIER	DESCRIPTION	SUGGESTED LIST PRICE USD (\$)
------	--------------------------	-------------	-------------------------------------

Select One Code From Each Required Category

BASE MACHINE

F.O.B. Janesville, Wisconsin

563EM	Gator TX Turf <i>Base Machine Suggested List Price Does Not Include \$300 USD Destination Charge.</i>	8,699.00
-------	--	----------

DESTINATION

0202	US/Canada	In Base Price
0230	Australia/New Zealand	Same Price
0195	Mexico	Same Price

WHEELS WITH TIRES (FOUR)

1001	Cayman Turf Tires	In Base Price
------	-------------------	---------------

JOHN DEERE GOLF PRODUCTS
SPECIAL APPLICATION VEHICLES AND EQUIPMENT

Gator TX Turf
Continued

CODE	ATTACHMENT IDENTIFIER	DESCRIPTION	SUGGESTED LIST PRICE USD (\$)
WHEELS WITH TIRES (FOUR) Continued...			
DRIVER SEAT			
2000		Non Adjustable Seat	In Base Price
2001		Adjustable Seat	83.00
DELUXE CARGO BOX			
3000		Deluxe Cargo Box with Paint & Reflectors	In Base Price
3002		Deluxe Cargo Box with Reflectors & Spray-On Liner	264.00
3003		Deluxe Cargo Box with Brake & Tail Light, Spray-On Liner & Tail Light Protector	496.00
CARGO BOX POWER LIFT			
4000		Cargo Box Power Lift	720.00
4010		Less Power Lift <i>Latch and Prop Rod Included.</i>	In Base Price
FRONT PROTECTION PACKAGE			
5000		Front Protection Package Package Consists of: Front Bumper / Brush Guard, Front Fender Guard and Rubber Floormats. <i>Package Priced at 10% Discount.</i>	504.00
5010		Less Front Protection Package	In Base Price
REAR PROTECTION PACKAGE			
5100		Rear Protection Package Package Consists of: Rear Bumper, Bedmat Kit, Cargo Box FenderGuard. <i>Package Priced at 10% Discount.</i>	494.00
5110		Less Rear Protection Package	In Base Price
ATTACHMENTS FOR FIELD CONVERSION			
BM22600		Cabs/Roofs/Windshields: Deluxe Glass Cab <i>Includes Front Windshield (Excluding Wiper), Glass Doors and Glass Rear Window.</i> <i>Remote Cargo Box Release Kit is required if vehicle is not equipped with Cargo Box Power Lift.</i> <i>Heavy Duty Front Suspension Kit is recommended with Cab installation.</i>	4,086.33
BM22138		Electrical Kit <i>Kit Includes Wiring Harness, Overhead Console and Roof Headliner.</i>	219.36

JOHN DEERE GOLF PRODUCTS
SPECIAL APPLICATION VEHICLES AND EQUIPMENT

Gator TX Turf
Continued

CODE	ATTACHMENT IDENTIFIER	DESCRIPTION	SUGGESTED LIST PRICE USD (\$)
		ATTACHMENTS FOR FIELD CONVERSION Continued...	
	BM21645	Exterior Mirrors (2) Kit <i>Requires Deluxe Glass Cab.</i>	173.34
	BM23578	Forced-Air Heater Kit	2,269.47
	BM21656	Interior Light Kit - Deluxe Cab <i>Requires Electrical Kit.</i>	58.86
	BM21646	Visor (1) Kit - Deluxe cab	70.61
	BM21466	Windscreen	280.34
	BM21648	Windshield Washer Kit <i>Requires Electrical Kit.</i>	177.61
	BM21462	Windshield Wiper Kit <i>Requires Electrical Kit.</i>	303.89
		Cargo Box Options / Storage:	
	BM22772	Cargo Box Bed Mat	119.84
	BM22769	Cargo Box Divider	191.53
	BM22811	Cargo Box FenderGuard <i>Requires Heavy Duty Rear Bumper</i>	191.53
	BM23734	Cargo Box Power Lift	770.40
	BM22774	Cargo Box Side Extension Kit	511.46
	LP19880	Deluxe Cargo Box Cover - Black <i>Available through Order Zone</i>	In Catalog
	BM23456	Front Hood Rack <i>Requires Front Bumper / Brush Guard for mounting. Not compatible with Mauser Cab.</i>	241.81
	LP30320	Fuel Pack <i>Available through Order Zone</i>	In Catalog
	LP19878	Gator Gear Organizer - Black <i>Available through Order Zone</i>	In Catalog
	LP19886	Gator Tool Box <i>Contact Dealer for pricing.</i>	In Catalog
	LP25929	Rhino Grip XL - Double	In Catalog
	LP25928	Rhino Grip XL - Single	In Catalog
	LP19882	Saw Press Bracket <i>Available through Order Zone</i>	In Catalog
	BM22776	Side Storage Box	215.07
	BM22775	Side Tool Rack	304.96

JOHN DEERE GOLF PRODUCTS
SPECIAL APPLICATION VEHICLES AND EQUIPMENT

Gator TX Turf
Continued

CODE	ATTACHMENT IDENTIFIER	DESCRIPTION	SUGGESTED LIST PRICE USD (\$)
ATTACHMENTS FOR FIELD CONVERSION Continued...			
		Carts / Hitches:	
	LPPCT10LXATV	10AT Cart <i>Available through Order Zone</i>	In Catalog
	LPPCT17ATJD	17AT Cart <i>Available through Order Zone.</i>	In Catalog
	LPUT21JD	21 Steel Utility Cart <i>Available through Order Zone</i>	In Catalog
	PM05101	Ball Mount - 1.875 in. (48mm)	See Parts
	PM05201	Ball Mount - 2 in. (51mm)	See Parts
	BM23989	Drawbar, 1.25 In. (38mm)	35.31
	BM17801	Rear Hitch	44.94
	BM23839	Rear Receiver Hitch, 1.25 in. (38mm) <i>No drawbar nor ball is included with the hitch.</i>	79.19
		Custom & High Performance:	
	BM20414	Heavy-Duty Suspension Kit <i>Recommended when using a deluxe cab or front mounted blades. Heavy-Duty Suspension is standard on Gator TE.</i>	165.86
	BM22543	Rough Terrain Kit <i>Throttle stabilizer.</i>	97.37
		Engine:	
	BM22889	Fly Wheel Cover	63.13
	AM108146	Spark Arrester Screen for Muffler	See Parts
		Hunting / Camo:	
	LP19884	Cargo Box Gun Mount - Black <i>Double gun boot mount. Includes (2) Gun Boot 6.0 Transports</i>	In Catalog
	LP19879	Deluxe Cargo Box Cover- Camo	In Catalog
	LP19877	Gator Gear Organizer (Camo)	In Catalog
	LP93103	Vehicle Cover, Cab / ROPS - Camo	In Catalog
		Lights / Signals:	
	BM23013	Backup Alarm Kit	101.66
	BM22405	Beacon Light	381.99
	BM21649	Beacon Light Kit - Deluxe Cab	371.29
	BM22685	Deluxe Light Kit <i>Kit includes backup lights, four-way flashers, turn signals, brake lights, taillights, front position lights.</i>	395.90
	BM21651	Front Light Kit - Deluxe Cab <i>Requires Electrical Kit.</i>	293.19

JOHN DEERE GOLF PRODUCTS
SPECIAL APPLICATION VEHICLES AND EQUIPMENT

Gator TX Turf
Continued

CODE	ATTACHMENT IDENTIFIER	DESCRIPTION	SUGGESTED LIST PRICE USD (\$)
		ATTACHMENTS FOR FIELD CONVERSION Continued...	
	BM23193	Horn Kit	97.37
	BM21652	Rear Light Kit - Deluxe Cab <i>Requires Electrical Kit.</i>	217.21
	BM25000	Protection: Floor Mat	78.11
	BM23458	Front Bumper <i>Includes Front Receiver Hitch.</i>	191.53
	BM23459	Front Bumper/Brush Guard <i>Includes front receiver hitch.</i>	339.19
	BM23457	Front Fender Guard <i>Requires Front Bumper or Front Bumper/Brushguard</i>	142.31
	LP93547	Gator Cover <i>Not compatible with Deluxe Cab. Available through Order Zone.</i>	In Catalog
	BM22767	Heavy Duty Rear Bumper	236.47
	LP92634	Large Deluxe Seat Cover - Yellow <i>Available through Order Zone.</i>	In Catalog
	LP92334	Large Seat Cover - Yellow <i>Available through Order Zone.</i>	In Catalog
	LP92333	Seat Cover - Camo <i>Available through Order Zone.</i>	In Catalog
	BM22773	Tail Light Protectors	89.89
	LP93107	Vehicle Cover, Cab / ROPS - Black <i>Fits all Models Equipped with OPS and Deluxe Cab Structure.</i>	In Catalog
	BM23799	Seats / Wheels / Tires: Parts For Adjustable Driver's Seat	88.81
	M153216	Spanish North American Kit: Spanish Operator's Manual	See Parts
	LP33597	Sprayers / Pressure Washers: 25 Gallon Bed Sprayer	In Catalog
	LP20852	45 Gallon Bed Sprayer	In Catalog
	LP22908	45 Gallon High Performance Sprayer	In Catalog
	LP20485	45 Gallon Tow-Behind Sprayer	In Catalog
	LPGP2700GH	GatorPal High Pressure Washer (2700 psi, Honda engine) <i>Contact Dealer for pricing.</i>	In Catalog
	LPGP2700GS	GatorPal High Pressure Washer (2700 psi, Subaru engine) <i>Contact Dealer for pricing.</i>	In Catalog

JOHN DEERE GOLF PRODUCTS
SPECIAL APPLICATION VEHICLES AND EQUIPMENT

Gator TX Turf
Continued

CODE	ATTACHMENT IDENTIFIER	DESCRIPTION	SUGGESTED LIST PRICE USD (\$)
		ATTACHMENTS FOR FIELD CONVERSION Continued...	
	LP22885	HP 150 in. Precision Boom <i>Compatible with all High Performance Sprayers Available through Order Zone</i>	In Catalog
	LP39963	HP 45 Gallon Sprayer - Tow Behind	In Catalog
	LP22884	HP Boomless Nozzles	In Catalog
	LP22911	HP Standard Gator Boom	In Catalog
	BM24442	Winch: Warn® Winch (3000 Lb.) <i>Requires Front Bumper or Front Bumper/Brush Guard for Front Mount. Requires Rear Receiver Hitch for Rear Mount. Requires Rear Multi-Mount Harness (AM137110) for Rear Mount. VGA10459 (battery wiring harness) required for 6X4 vehicles (TH Gas, TH Diesel, M-Gator A1).</i>	879.54
	BM21392	Winch Accessories Kit	129.47

JOHN DEERE GOLF PRODUCTS
SPECIAL APPLICATION VEHICLES AND EQUIPMENT

1200A Bunker and Field Rake
Equipment for Base Machine

11.0 HP (8.2 kW) at 3600 rpm
Engine Manufacturer Gross Power
Tested in Accordance with SAE
J1995
351 cc
The engine hp and torque
information
are provided by the engine
manufacturer to be used
for comparison purposes only.
Actual operating hp and torque
will be less.
Refer to engine manufacturer's
website for additional
information.
Air-cooled, 4-Cycle Gas Engine
Full Pressure Lubrication
Oil Filter

Electric Start
Heavy Duty Air Cleaner
Enclosed Transaxle
Differential Lock
Variable Drive
Rear Hitch
Foot Throttle Control
Parking Brake
Automotive Steering Wheel
Rear Utility Storage Basket
(1) Front Tire,
22.5X10-8 In.
2 PR Hi-Flotation
(2) Rear Tires,
25X12.00-9 In.
2 PR Hi-Flotation
High Back Seat
3.6 Gallon (13.6 L) Fuel

Capacity
72 In. Rear Mounted
Prong-Blade Rake
Heavy-Duty Rear Electric
Actuated Lift
2 Pedal Forward/Reverse
Foot Control
Meets CARB Standards

CODE	ATTACHMENT IDENTIFIER	DESCRIPTION	SUGGESTED LIST PRICE USD (\$)
------	--------------------------	-------------	-------------------------------------

Select One Code From Each Required Category

BASE MACHINE

F.O.B. Davenport, Iowa

4309M	1200A Bunker and Field Rake	13,213.00
-------	-----------------------------	-----------

DESTINATION

0202	US/Canada	In Base Price
0230	Australia/New Zealand	Same Price
0179	Europe	62.00
0195	Mexico	Same Price
0250	All Other Countries	Same Price

RAKE ATTACHMENT FRAME

1001	Rear Frame	In Base Price
1010	Less Rear Frame	-202.00

REAR MOUNTED ATTACHMENTS

2000	Bunker Rake (Serrated Blades) <i>Requires Rear Frame.</i>	In Base Price
2001	Field Rake (Smooth Blades) <i>Requires Rear Frame.</i>	21.00
2002	Rear Mounted 60 In. Field Finisher <i>Requires Rear Frame.</i>	-16.00
2003	Spiker	2,877.00

JOHN DEERE GOLF PRODUCTS
SPECIAL APPLICATION VEHICLES AND EQUIPMENT

1200A Bunker and Field Rake

Continued

CODE	ATTACHMENT IDENTIFIER	DESCRIPTION	SUGGESTED LIST PRICE USD (\$)
REAR MOUNTED ATTACHMENTS Continued...			
<i>Requires Less Rear Frame. Region II (Europe) Requires European CE Conversion Kit (Code 9102).</i>			
2010		Less Bunker Rake Attachment	-433.00
WHEELS WITH TIRES (THREE)			
3000		(3) Knobby Hi-Flotation Tires and Wheels	In Base Price
3001		(3) Sports Turf Tires and Wheels	Same Price
3010		Less Tires and Wheels	-522.00
ATTACHMENTS - ORDER AS DESIRED			
CE Kit:			
9330		Battery Label Kit <i>This kit must be ordered to meet battery labeling requirement in Brazil.</i>	No Charge
European CE Kit:			
9102		European CE Conversion Kit, Spiker <i>Must be Ordered to Receive a Spiker Which Meets CE Requirements. Kit Includes Pictorial Decals and Operator's Manuals in English, French, German, Spanish and Italian.</i>	No Charge
Miscellaneous:			
9010		Mid-Mount Cultivator Shoes/Blades <i>Requires BM18536 Mid-Mount Base.</i>	199.00
9011		Mid-Mount Base	479.00
9012		Wide Scarifier (Interval) Tines <i>Requires BM18536, Mid-Mount Base.</i>	410.00
9013		Narrow Scarifier (Interval) Tines <i>Requires BM18536, Mid-Mount Base.</i>	579.00
9020		40 In. Front Blade	567.00
9030		60 In. Front Aluminum Blade <i>Requires BM18537, Front Blade.</i>	226.00
9040		Mid-Mount 64.5 In. Scraper Blade <i>Requires BM18536, Mid-Mount Base. Also Requires BM18252 or BM18253, Tines.</i>	180.00
ATTACHMENTS FOR FIELD CONVERSION			
CE Kit:			
BTC10256		Battery Label Kit <i>This kit must be ordered to meet battery labeling requirement in Brazil.</i>	0.00
Miscellaneous:			
BM18537		40 In. Front Blade	606.69
BE23419		60 In. Front Aluminum Blade <i>Requires BM18537, Front Blade.</i>	241.81

JOHN DEERE GOLF PRODUCTS
SPECIAL APPLICATION VEHICLES AND EQUIPMENT

1200A Bunker and Field Rake

Continued

CODE	ATTACHMENT IDENTIFIER	DESCRIPTION	SUGGESTED LIST PRICE USD (\$)
		ATTACHMENTS FOR FIELD CONVERSION Continued...	
	BM18248	Bunker Rake (Serrated Blades)	463.31
	TCU17594	Bunker Rake Blade	See Parts
	AET10262	Cultivator Blade	See Parts
	BM18249	Field Rake (Smooth Blades)	485.79
	ET15235	Field Rake Blade	See Parts
	TCB11024	Light Kit <i>Includes Wiring Harness, Two Front and One Rear Light.</i>	See Parts
	BTC10094	Light Kit <i>Includes Wiring Harness, two Front and on Rear Light.</i>	226.84
	BE23421	Mid-Mount 64.5 In. Scraper Blade <i>Requires BM18536, Mid-Mount Base. Also Requires BM18252 or BM18253, Tines.</i>	192.60
	BM18536	Mid-Mount Base	512.53
	BM18251	Mid-Mount Cultivator Shoes/Blades <i>Requires BM18536 Mid-Mount Base.</i>	212.93
	BM18253	Narrow Scarifier (Interval) Tines <i>Requires BM18536, Mid-Mount Base.</i>	619.53
	BM18247	Rear Frame	216.14
	BE23422	Rear Mounted 60 In. Field Finisher <i>Requires Rear Frame.</i>	446.19
	AET10644	Scarifier Tine, Narrow-Interval <i>Requires BM18536, Mid-Mount Base.</i>	See Parts
	AET10702	Scarifier Tine, Wide-Interval <i>Requires BM18536, Mid-Mount Base.</i>	See Parts
	TCB11583	Spiker	3,541.70
	TCB10865	Tires and Wheels, (3) Knobby Hi-Floatation	558.54
	TCB11659	Tires and Wheels, (3) Sports Turf <i>(1) 22.5x10-8 Front, (2) 25x12-9 Rear.</i>	558.54
	BM18252	Wide Scarifier (Interval) Tines <i>Requires BM18536, Mid-Mount Base.</i>	438.70

JOHN DEERE GOLF PRODUCTS
SPECIAL APPLICATION VEHICLES AND EQUIPMENT

1200 Hydro Rake
Equipment for Base Machine

16 (12 kW) Gross HP	Automotive Steering Wheel	Foot Control
Vanguard Air Cooled	12.9 qt (12.2 L) Hydraulic	Meets CARB Standards
Gas Two-Cylinder Engine	Capacity	
Full Pressure Lubrication	(3) 22x13.00x8 LP	
Oil Filter	Tubeless Tires	
Electric Start	High Back Seat	
Heavy-Duty Air Cleaner	3.4 Gallon (12.9 L) Fuel	
3 Wheel Hydrostatic Drive	Capacity	
Powertrain	72 In. Rear Mounted	
Variable Drive	Prong-Blade Rake	
Rear Hitch	Hydraulic Lift for Mid and	
Hand Throttle Control	Rear Mount Attachments	
Parking Brake	2 Pedal Forward/Reverse	

CODE	ATTACHMENT IDENTIFIER	DESCRIPTION	SUGGESTED LIST PRICE USD (\$)
------	--------------------------	-------------	-------------------------------------

Select One Code From Each Required Category

BASE MACHINE

F.O.B. Davenport, Iowa

1054TC	1200 Hydro Rake	16,613.00
--------	-----------------	-----------

DESTINATION

0202	US/Canada	In Base Price
0230	Australia/New Zealand	Same Price
0195	Mexico	Same Price
0250	All Other Countries	Same Price

REAR MOUNTED ATTACHMENTS

2001	72 In. Rear Prong-Blade Rake	In Base Price
2010	Less Rear Attachment	-767.00

ATTACHMENTS - ORDER AS DESIRED

9330	CE Kit: Battery Label Kit <i>This kit must be ordered to meet battery labeling requirement in Brazil.</i>	No Charge
9001	Miscellaneous: Hydro Rake 40 In. Front Blade	1,546.00
9002	Hydro Rake Scarifier	847.00
9006	Light Kit <i>Includes Wiring Harness, Two Front and One Rear Light.</i>	212.00
9007	Mid Mount Cultivator Shoes/Blades	678.00

JOHN DEERE GOLF PRODUCTS
SPECIAL APPLICATION VEHICLES AND EQUIPMENT

1200 Hydro Rake
Continued

CODE	ATTACHMENT IDENTIFIER	DESCRIPTION	SUGGESTED LIST PRICE USD (\$)
ATTACHMENTS FOR FIELD CONVERSION			
		Miscellaneous:	
	TCB10889	Hydro Rake 40 In. Front Blade	1,654.21
	TCB10891	Hydro Rake 72 In. Rear Mounted Prong Blade Rake	820.69
	TCB10890	Hydro Rake Scarifier	906.29
	BTC10094	Light Kit <i>Includes Wiring Harness, two Front and on Rear Light.</i>	226.84
	TCB10939	Mid Mount Cultivator Shoes/Blades	725.46

JOHN DEERE GOLF PRODUCTS

SPECIAL APPLICATION VEHICLES AND EQUIPMENT

ProGator 2020A (Gas) Equipment for Base Machine

34.0 HP (25.4 kW) at 3600 rpm
 Engine Manufacturer Gross
 Power per SAE J1349
 Tested in accordance with
 SAE J1995 970 cc
 The engine hp and torque
 information are provided by
 the engine manufacturer to be
 used for comparison purposes
 only. Actual operating hp
 and torque will be less.
 Refer to the engine
 manufacturer's website for
 additional information.
 Four Cylinder, Liquid-cooled
 Gas Engine
 Electronic Fuel Injection
 Overhead Valves
 Full Pressure Lubrication
 Replaceable Dual Dry-Type
 Element Air Cleaner with

Remote Intake
 8.1 Gal. (30.7L) Fuel Capacity
 Transistor Controlled Ignition
 Electric Start
 55 Amp, Regulated Alternator
 500 CCA Battery
 Halogen Headlights
 5-Speed Syncromesh Transmission
 Enclosed Transaxle
 4 Wheel Hydraulic Disk Brakes
 Hand Operated Parking Brake
 4th & 5th Gear Lockout
 Hydraulic Steering
 Leaf Spring and Shock Absorber
 Suspension
 Hourmeter
 Tachometer
 Digital Speedometer
 Power Take-Off Light
 Engine Coolant Temperature
 Gauge

Voltage Indicator Light
 4WD Indicator Light
 Oil Pressure Light
 Horn
 Two Professional High Back,
 Tilt Forward Seats
 Two-Post ROPS
 Seat Belts
 Glove Box
 Cup Holders

CODE	ATTACHMENT IDENTIFIER	DESCRIPTION	SUGGESTED LIST PRICE USD (\$)
------	--------------------------	-------------	-------------------------------------

Select One Code From Each Required Category

BASE MACHINE

F.O.B. Raleigh, North Carolina

1403TC	ProGator 2020A (Gas)	23,870.00
--------	----------------------	-----------

DESTINATION

0202	US/CANADA	In Base Price
0230	AUSTRALIA/NEW ZEALAND	Same Price
0195	MEXICO	Same Price
0250	ALL OTHER COUNTRIES	Same Price

TRACTION DRIVE UNIT

1000	2WD Traction Unit	In Base Price
1001	4WD Traction Unit	5,321.00

AUXILIARY HYDRAULICS

2000	Factory Installed Auxiliary Hydraulics	In Base Price
2001	Less Auxiliary Hydraulics	-1,324.00

ATTACHMENTS - ORDER AS DESIRED

9010	Miscellaneous: Tailgate Release Kit	229.00
------	--	--------

JOHN DEERE GOLF PRODUCTS
SPECIAL APPLICATION VEHICLES AND EQUIPMENT

ProGator 2020A (Gas)
Continued

CODE	ATTACHMENT IDENTIFIER	DESCRIPTION	SUGGESTED LIST PRICE USD (\$)
		ATTACHMENTS - ORDER AS DESIRED Continued...	
9020		Turn Signal Kit <i>Includes Four Lamp Assemblies and Wire Harness.</i>	202.00
9030		Electronic Multi-Mode Throttle/Governor Control Kit <i>Recommended for Use with TC125 and HD200 /300 Sprayers with manual spray controllers. Compatible only with gas ProGators.</i>	308.00
9040		Armrest Kit (One Set)	75.00
9051		Cargo Box	1,853.00
9060		Cargo Box Bedliner	374.00
9080		Quick Connect Kit <i>Includes (2) VGB10058 Quick Connect Kits.</i>	132.00
9085		Smooth Front Wheels and Tires, 23x10.5-12 (4 PR) <i>Set of (2) wheels and (2) tires. Traction will be limited in some conditions.</i>	450.00
9090		Smooth Rear Wheels and Tires, 26x14-12 (4 PR) <i>Set of (2) wheels and (2) tires. Traction will be limited in some conditions.</i>	557.00
9095		Fairway Rear Wheels and Tires, 26x14-12 (4 PR) <i>Set of (2) wheels and (2) tires.</i>	557.00
		ATTACHMENTS FOR FIELD CONVERSION	
		Hydraulics:	
	TCB11078	Auxiliary Hydraulic Kit <i>For MY2011 and prior 2020A and 2030A ProGators. Refer to DTAC Solution 80643 for Installation on 2020 and 2030 ProGators.</i>	923.41
	TCB11681	Auxiliary Hydraulic Kit <i>For MY2012 and beyond. 2020A and 2030A ProGators less factory installed auxiliary hydraulics.</i>	923.41
		Miscellaneous:	
	BTC10091	4-Post ROPS Conversion Kit (Green) <i>Required for Use on HD300 Sprayer. Retrofitable to MY11 and earlier ProGators.</i>	1,652.09
	BM20003	Armrest Kit (One Set)	80.26
	BTC10262	Cargo Box	1,982.71
	VGB10040	Cargo Box Bedliner	400.19
	VGB10027	Cushman Core Harvester Adapter Kit <i>Requires Auxiliary Hydraulics and Cargo Box. Recommend BM19955 Throttle Governor Control Kit. Early Model Cushman Core Harvesters (6" x 16" Tire on a 6" Wheel) Require Additional Spacer VG10687 From Service Parts.</i>	877.40
	BTC10261	Electronic Multi-Mode Throttle/Governor Control Kit <i>Recommended for Use with TC125 and HD200 /300 Sprayers with manual spray controllers. Compatible only with MY 2012 gas ProGators.</i>	329.56
	BTC10097	Fairway Rear (2) Tires and (2) Wheels, 26x14-12 (4 PR) <i>Required for Use on HD300 Sprayer.</i>	595.99

JOHN DEERE GOLF PRODUCTS
SPECIAL APPLICATION VEHICLES AND EQUIPMENT

ProGator 2020A (Gas)
Continued

CODE	ATTACHMENT IDENTIFIER	DESCRIPTION	SUGGESTED LIST PRICE USD (\$)
		ATTACHMENTS FOR FIELD CONVERSION Continued...	
	BM20433	Heavy Duty Front Spring Kit <i>Required for Use on HD300 Sprayer.</i>	251.46
	TCB10910	Heavy Duty Rear Spring Kit <i>Required for Use on HD300 Sprayer.</i>	251.46
	TCU23674	John Deere Golf Operator Videos and All Products Safety Video DVD Set	See Parts
	VGB10047	Mud Flaps Kit	49.21
	VGB10050	Multi-Purpose Platform <i>Required For Use with Vicon Mounting Kit (VGB10051) and Fifth Wheel Hitch Ball (BM19773).</i>	1,068.93
	VGB10058	Quick Connect Kit <i>Includes (2) VGB10058 Quick Connect Kits.</i>	70.61
	BM20502	Rear Receiver Hitch Kit - HDUV <i>No Ball Mount Comes with the Hitch.</i>	265.36
	AM128945	Receiver Pintle Adapter Kit	See Parts
	BTC10095	Smooth Front (2) Wheels and (2)Tires, 23x10.5-12 (4 PR) <i>Set of (2) wheels and (2) tires.</i>	481.50
	BTC10096	Smooth Rear (2) Tires and (2) Wheels, 26x14-12 (4 PR) <i>Traction will be limited with smooth tires. Required for Use on HD300 Sprayer.</i>	595.99
	BM19954	Tailgate Release Kit	245.03
	BM19955	Throttle/Governor Control Kit <i>Recommended for Use with TC125 and HD200 /300 Sprayers with manual spray controllers. Compatible with MY 2011 and earlier gas ProGators and all model years of Diesel ProGators.</i>	398.04
	TCB11193	Turn Signal Kit <i>Includes Four Lamp Assemblies and Wire Harness.</i>	216.14
	VGB10051	Vicon Spreader Mounting Kit <i>Requires Auxiliary Hydraulic Kit (TCB11078)and Multi-Purpose Platform (VGB10050).</i>	1,553.64
	BM20705	Wide Rear Multi-Trac (2) Tires and (2) Wheels, 26 x 14-12 (4 PR) <i>Required for Use on HD300 Sprayer.</i>	595.99
	BM19776	Work Light Kit <i>Includes Two Front and One Rear Work Light.</i>	266.43
	LP36023	Order Zone: Ezy-Lift System	In Catalog

JOHN DEERE GOLF PRODUCTS

SPECIAL APPLICATION VEHICLES AND EQUIPMENT

ProGator 2030A (Diesel) Equipment for Base Machine

22.1 (16.5 kW) Net HP* (1115 cc), Three
Cylinder Yanmar Diesel,
4 Cycle, Liquid Cooled
Overhead Valves
Full Pressure Lubrication
Replaceable Dual Dry-Type
Element Air Cleaner with
Remote Intake
8 Gal. (30.3L) Fuel Capacity
Transistor Controlled Ignition
Electric Start
55 Amp, Regulated Alternator
500 CCA Battery
Halogen Headlights
5-Speed Syncromesh Transmission
Enclosed Transaxle
4 Wheel Hydraulic Disk Brakes

Hand Operated Parking Brake
4th & 5th Gear Lockout
Hydraulic Steering
Leaf Spring and Shock Absorber
Suspension
Hourmeter
Tachometer
Digital Speedometer
Power Take-Off Light
Engine Coolant Temperature
Gauge
Voltage Indicator Light
4WD Indicator Light
Oil Pressure Light
Horn
Two Professional High Back,
Tilt Forward Seats
Two-Post ROPS

Seat Belts
Glove Box
Cup Holders
*Engine HP is Provided by the
Engine Manufacturer to be Used
for Comparison Purposes Only,
Actual Operating HP will be
Less

CODE	ATTACHMENT IDENTIFIER	DESCRIPTION	SUGGESTED LIST PRICE USD (\$)
------	--------------------------	-------------	-------------------------------------

Select One Code From Each Required Category

BASE MACHINE

F.O.B. Raleigh, North Carolina

1413TC	ProGator 2030A (Diesel)	25,994.00
--------	-------------------------	-----------

DESTINATION

0202	US/CANADA	In Base Price
0230	AUSTRALIA/NEW ZEALAND	Same Price
0179	Europe	71.00
0195	MEXICO	Same Price
0250	ALL OTHER COUNTRIES	Same Price

TRACTION DRIVE UNIT

1000	2WD Traction Unit	In Base Price
1001	4WD Traction Unit	5,321.00

AUXILIARY HYDRAULICS

2000	Factory Installed Auxiliary Hydraulics	In Base Price
2001	Less Auxiliary Hydraulics	-1,324.00

ATTACHMENTS - ORDER AS DESIRED

Miscellaneous:
Tailgate Release Kit

9010		229.00
------	--	--------

JOHN DEERE GOLF PRODUCTS
SPECIAL APPLICATION VEHICLES AND EQUIPMENT

ProGator 2030A (Diesel)
Continued

CODE	ATTACHMENT IDENTIFIER	DESCRIPTION	SUGGESTED LIST PRICE USD (\$)
		ATTACHMENTS - ORDER AS DESIRED Continued...	
9020		Turn Signal Kit <i>Includes Four Lamp Assemblies and Wire Harness.</i>	202.00
9035		Throttle/Governor Control Kit <i>For use with sprayers, topdressers, spreaders, and TC125. For Diesel units only.</i>	372.00
9040		Armrest Kit (One Set)	75.00
9051		Cargo Box	1,853.00
9060		Cargo Box Bedliner	374.00
9080		Quick Connect Kit <i>Includes (2) VGB10058 Quick Connect Kits.</i>	132.00
9085		Smooth Front Wheels and Tires, 23x10.5-12 (4 PR) <i>Set of (2) wheels and (2) tires. Traction will be limited in some conditions.</i>	450.00
9090		Smooth Rear Wheels and Tires, 26x14-12 (4 PR) <i>Set of (2) wheels and (2) tires. Traction will be limited in some conditions.</i>	557.00
9095		Fairway Rear Wheels and Tires, 26x14-12 (4 PR) <i>Set of (2) wheels and (2) tires.</i>	557.00
		ATTACHMENTS FOR FIELD CONVERSION	
		Engine:	
	TCA19916	B20 Biodiesel Conversion Kit <i>This kit converts one machine to use B20 Diesel fuel.</i>	See Parts
		Hydraulics:	
	TCB11078	Auxiliary Hydraulic Kit <i>For MY2011 and prior 2020A and 2030A ProGators. Refer to DTAC Solution 80643 for Installation on 2020 and 2030 ProGators.</i>	923.41
	TCB11681	Auxiliary Hydraulic Kit <i>For MY2012 and beyond. 2020A and 2030A ProGators less factory installed auxiliary hydraulics.</i>	923.41
		Miscellaneous:	
	BTC10091	4-Post ROPS Conversion Kit (Green) <i>Required for Use on HD300 Sprayer. Retrofitable to MY11 and earlier ProGators.</i>	1,652.09
	BM20003	Armrest Kit (One Set)	80.26
	BTC10262	Cargo Box	1,982.71
	VGB10040	Cargo Box Bedliner	400.19
	VGB10027	Cushman Core Harvester Adapter Kit <i>Requires Auxiliary Hydraulics and Cargo Box. Recommend BM19955 Throttle Governor Control Kit. Early Model Cushman Core Harvesters (6" x 16" Tire on a 6" Wheel) Require Additional Spacer VG10687 From Service Parts.</i>	877.40
	BTC10097	Fairway Rear (2) Tires and (2) Wheels, 26x14-12 (4 PR) <i>Required for Use on HD300 Sprayer.</i>	595.99

JOHN DEERE GOLF PRODUCTS
SPECIAL APPLICATION VEHICLES AND EQUIPMENT

ProGator 2030A (Diesel)
Continued

CODE	ATTACHMENT IDENTIFIER	DESCRIPTION	SUGGESTED LIST PRICE USD (\$)
		ATTACHMENTS FOR FIELD CONVERSION Continued...	
	BM20433	Heavy Duty Front Spring Kit <i>Required for Use on HD300 Sprayer.</i>	251.46
	TCB10910	Heavy Duty Rear Spring Kit <i>Required for Use on HD300 Sprayer.</i>	251.46
	TCU23674	John Deere Golf Operator Videos and All Products Safety Video DVD Set	See Parts
	VGB10047	Mud Flaps Kit	49.21
	VGB10050	Multi-Purpose Platform <i>Required For Use with Vicon Mounting Kit (VGB10051) and Fifth Wheel Hitch Ball (BM19773).</i>	1,068.93
	VGB10058	Quick Connect Kit <i>Includes (2) VGB10058 Quick Connect Kits.</i>	70.61
	BM20502	Rear Receiver Hitch Kit - HDUV <i>No Ball Mount Comes with the Hitch.</i>	265.36
	AM128945	Receiver Pintle Adapter Kit	See Parts
	BTC10095	Smooth Front (2) Wheels and (2)Tires, 23x10.5-12 (4 PR) <i>Set of (2) wheels and (2) tires.</i>	481.50
	BTC10096	Smooth Rear (2) Tires and (2) Wheels, 26x14-12 (4 PR) <i>Traction will be limited with smooth tires. Required for Use on HD300 Sprayer.</i>	595.99
	BM19954	Tailgate Release Kit	245.03
	BM19955	Throttle/Governor Control Kit <i>For use with sprayers, topdressers, spreaders, and TC125. For Diesel units only.</i>	398.04
	TCB11193	Turn Signal Kit <i>Includes Four Lamp Assemblies and Wire Harness.</i>	216.14
	VGB10051	Vicon Spreader Mounting Kit <i>Requires Auxiliary Hydraulic Kit (TCB11078)and Multi-Purpose Platform (VGB10050).</i>	1,553.64
	BM20705	Wide Rear Multi-Trac (2) Tires and (2) Wheels, 26 x 14-12 (4 PR) <i>Required for Use on HD300 Sprayer.</i>	595.99
	BM19776	Work Light Kit <i>Includes Two Front and One Rear Work Light.</i>	266.43
	LP36023	Order Zone: Ezy-Lift System	In Catalog

JOHN DEERE GOLF PRODUCTS
SPECIAL APPLICATION VEHICLES AND EQUIPMENT

HD200 SelectSpray
(For ProGators 2020A, 2020 and 2030A, 2030)
Equipment for Base Machine

200 Gallon Sprayer Tank
Electric Boom Control Valves
Electric Flow Regulating Valve
Spray Pump with Hydraulic Drive
Manual Controller for Diaphragm Pump
Non-Siphoning Top Fill
Rugged Booms with Standard
Electro-Hydraulic Lift
Personal Wash Tank

Jet Agitation
Heavy Duty Frame
Self-Cleaning Line Strainer
Triple Nozzle Bodies
Quick Remove Spray Controls
Bi-Directional Boom Breakaway
No-tool Sprayer Removal and Attachment
Standard Throttling Valves

CODE	ATTACHMENT IDENTIFIER	DESCRIPTION	SUGGESTED LIST PRICE USD (\$)
Select One Code From Each Required Category			
BASE MACHINE			
		<i>F.O.B. Davenport, Iowa</i>	
3765M		HD200 SelectSpray (For ProGators 2020A, 2020 and 2030A, 2030) <i>Requires Auxiliary Hydraulics.</i> <i>BM19955 Throttle/Governor Control Kit is Recommended for sprayers equipped with manual spray controller.</i>	9,948.00
DESTINATION			
0202		US/Canada	In Base Price
0230		Australia/New Zealand	Same Price
0179		Europe	361.00
0195		Mexico	Same Price
0250		All Other Countries	Same Price
PUMP			
1002		Diaphragm Pump	2,186.00
1003		Cast Iron Centrifugal Pump	In Base Price
1004		Stainless Steel Centrifugal Pump	508.00
SPRAY CONTROLS			
2001		Manual Controller for Diaphragm Pump <i>Available until current inventory is exhausted.</i>	Same Price
2002		Automatic Rate Controller for Centrifugal or Diaphragm Pump	1,710.00
2003		Digital Manual Rate Controller for Centrifugal or Diaphragm Pump	746.00

JOHN DEERE GOLF PRODUCTS
SPECIAL APPLICATION VEHICLES AND EQUIPMENT

HD200 SelectSpray
(For ProGators 2020A, 2020 and 2030A, 2030)
Continued

CODE	ATTACHMENT IDENTIFIER	DESCRIPTION	SUGGESTED LIST PRICE USD (\$)
SPRAY BOOM			
3000		18 Ft. Spray Boom w/ Electro-Hydraulic Lift	In Base Price
3001		Multi-Size Boom, 15 ft. and 21 ft. (4.6M and 6.4M) w/ Electro-Hydraulic Lift	383.00
3010		Less Spray Boom	-3,551.00
ATTACHMENTS - ORDER AS DESIRED			
Miscellaneous:			
9000		Extended Range Flat-Fan Style Nozzle Package <i>Contains (13) Nozzle Tips, Caps, and Screens. Rated Pressure .4 GPM at 40 psi.</i>	163.00
9005		Flood Style Nozzle Package <i>Contains (13) Nozzle Tips, Caps, and Screens. Rated Pressure .4 GPM at 40 psi.</i>	186.00
9010		Low Drift Nozzle Kit <i>Contains (13) Nozzle Tips and Caps.</i>	144.00
9020		Rinse Deflector Kit	213.00
9030		Electric Foam Marker	1,481.00
9040		Sprayer Storage Stand	874.00
9045		CleanLoad Chemical Eductor	2,022.00
9050		Manual Reel and 200 Ft. of 1/2 In. Hose, Less Spraygun <i>Cannot be Used with Code 9055.</i>	1,141.00
9055		Electric Reel and 200 Ft. of 1/2 In. Hose, Less Spraygun <i>Cannot be Used with Code 9050.</i>	1,835.00
9060		Spraygun	174.00
9070		Ground Plane Wheel <i>For Use with Code 3001 (Multi-Size Boom).</i>	575.00
9075		20 Gallon Rinse Tank	650.00
9810		Smooth Front (2) Wheels and (2) Tires, 23x10.5-12 (4 PR) <i>Set of (2) wheels and (2) tires.</i>	450.00
ATTACHMENTS FOR FIELD CONVERSION			
Hydraulics:			
TCB11078		Auxiliary Hydraulic Kit <i>For model years 2011 and before. For 2020A and 2030A ProGators. Refer to DTAC Solution 80643 for Installation on 2020 and 2030 ProGators.</i>	923.41
TCB11681		Auxiliary Hydraulic Kit <i>For model year 2012 and beyond 2020A and 2030A ProGators less factory installed auxiliary hydraulics.</i>	923.41
Miscellaneous:			

JOHN DEERE GOLF PRODUCTS
SPECIAL APPLICATION VEHICLES AND EQUIPMENT

HD200 SelectSpray
(For ProGators 2020A, 2020 and 2030A, 2030)
Continued

CODE	ATTACHMENT IDENTIFIER	DESCRIPTION	SUGGESTED LIST PRICE USD (\$)
		ATTACHMENTS FOR FIELD CONVERSION Continued...	
	TCB10933	20 Gallon Rinse Tank	695.50
	BTC10091	4-Post ROPS Conversion Kit (Green) <i>Required for Use on HD300 Sprayer. Retrofitable to MY11 and earlier ProGators.</i>	1,652.09
	BTC10062	CleanLoad Chemical Eductor	2,163.54
	BTC10061	Electric Foam Marker	1,584.67
	BM19261	Electric Reel and 200 Ft. of 1/2 In. Hose, Less Spraygun	1,963.46
	BTC10261	Electronic Multi-Mode Throttle/Governor Control Kit <i>Recommended for Use with TC125 and HD200 /300 Sprayers with manual spray controllers. Compatible only with MY 2012 and up gas ProGators.</i>	329.56
	BM19256	Extended Range Flat-Fan Style Nozzle Package	174.41
	BTC10097	Fairway Rear (2) Tires and (2) Wheels, 26x14-12 (4 PR) <i>Required for Use on HD300 Sprayer.</i>	595.99
	BM19335	Flood Style Nozzle Package	199.01
	BM19257	Ground Plane Wheel	615.26
	BM20433	Heavy Duty Front Spring Kit <i>Required for Use on HD300 Sprayer.</i>	251.46
	TCB10910	Heavy Duty Rear Spring Kit <i>Required for Use on HD300 Sprayer.</i>	251.46
	VGB10129	Low Drift Nozzle Kit	154.09
	TCB11518	Manual Controller for Centrifugal Pump <i>Available until current inventory is exhausted.</i>	935.19
	BM19260	Manual Reel and 200 Ft. of 1/2 In. Hose, Less Spraygun	1,220.87
	BM19979	Rinse Deflector Kit	227.91
	BTC10095	Smooth Front (2) Wheels and (2)Tires, 23x10.5-12 (4 PR) <i>Set of (2) wheels and (2) tires.</i>	481.50
	BTC10096	Smooth Rear (2) Tires and (2) Wheels, 26x14-12 (4 PR) <i>Traction will be limited with smooth tires. Required for Use on HD300 Sprayer.</i>	595.99
	BTC10063	Sprayer Storage Stand	849.00
	BM19876	Spraygun	186.19
	BM19955	Throttle/Governor Control Kit <i>For Diesel units only. Not compatible with Gas 2020A ProGators.</i>	398.04
	BM20705	Wide Rear Multi-Trac (2) Tires and (2) Wheels, 26 x 14-12 (4 PR) <i>Required for Use on HD300 Sprayer.</i>	595.99

Pump:

JOHN DEERE GOLF PRODUCTS
SPECIAL APPLICATION VEHICLES AND EQUIPMENT

HD200 SelectSpray
(For ProGators 2020A, 2020 and 2030A, 2030)
Continued

CODE	ATTACHMENT IDENTIFIER	DESCRIPTION	SUGGESTED LIST PRICE USD (\$)
		ATTACHMENTS FOR FIELD CONVERSION Continued...	
	BTC10073	Cast Iron Centrifugal Pump	994.03
	BTC10064	Diaphragm Pump	3,333.06
	BTC10074	Stainless Steel Centrifugal Pump	1,537.59
		Spray Boom	
	BTC10323	18 Ft. Spray Boom w/ Electro-Hydraulic Lift	3,799.57
	BTC10014	Multi-Size Boom, 15 ft. and 21 ft. (4.6M and 6.4M) w/ Electro-Hydraulic Lift	4,209.39
		Spray Control:	
	DSTB56277	Automatic Rate Controller Quick Reference Guide - Metric	See Parts
	DSTB56276	Automatic Rate Controller Quick Reference Guide - US Standard	See Parts
	TCB11430	Automatic Rate Controller for Centrifugal or Diaphragm Pump	2,764.89
	BTC10268	Digital Manual Controller for Centrifugal or Diaphragm Pump	1,733.40
	TCB11519	Manual Controller for Diaphragm Pump <i>Available until current inventory is exhausted.</i>	935.19

JOHN DEERE GOLF PRODUCTS
SPECIAL APPLICATION VEHICLES AND EQUIPMENT

HD300 SelectSpray
(For ProGators 2020A, 2020 and 2030A, 2030)
Equipment for Base Machine

300 Gallon Sprayer Tank
Electric Boom Control Valves
Electric Flow Regulating Valve
Spray Pump with Hydraulic Drive
Manual Controller for Diaphragm Pump
Non-Siphoning Top Fill
Rugged Booms with Standard
Electro-Hydraulic Lift
Personal Wash Tank

Jet Agitation
Heavy Duty Frame
Self-Cleaning Line Strainer
Triple Nozzle Bodies
Quick Remove Spray Controls
Bi-Directional Boom Breakaway
No-tool Sprayer Removal and Attachment
Standard Throttling Valves

CODE	ATTACHMENT IDENTIFIER	DESCRIPTION	SUGGESTED LIST PRICE USD (\$)
Select One Code From Each Required Category			
BASE MACHINE			
<i>F.O.B. Davenport, Iowa</i>			
1154TC		HD300 SelectSpray (For ProGators 2020A, 2020 and 2030A, 2030) <i>Requires TCB11078 Auxiliary Hydraulic Kit. BM19955 Throttle/Governor Control Kit is Recommended.</i>	10,925.00
DESTINATION			
0202		US/Canada	In Base Price
0230		Australia/New Zealand	Same Price
0195		Mexico	Same Price
0250		All Other Countries	Same Price
PUMP			
1002		Diaphragm Pump	2,186.00
1003		Cast Iron Centrifugal Pump	In Base Price
1004		Stainless Steel Centrifugal Pump	508.00
SPRAY CONTROLS			
2001		Manual Controller for Diaphragm Pump <i>Available until current inventory is exhausted.</i>	Same Price
2002		Automatic Rate Controller for Centrifugal or Diaphragm Pump	1,710.00
2003		Digital Manual Rate Controller for Centrifugal or Diaphragm Pump	746.00
SPRAY BOOM			
3000		18 Ft. Spray Boom w/ Electro-Hydraulic Lift	In Base Price

JOHN DEERE GOLF PRODUCTS
SPECIAL APPLICATION VEHICLES AND EQUIPMENT

HD300 SelectSpray
(For ProGators 2020A, 2020 and 2030A, 2030)
Continued

CODE	ATTACHMENT IDENTIFIER	DESCRIPTION	SUGGESTED LIST PRICE USD (\$)
		SPRAY BOOM Continued...	
3001		Multi-Size Boom, 15 ft. and 21 ft. (4.6M and 6.4M) w/ Electro-Hydraulic Lift	383.00
3010		Less Spray Boom	-3,551.00
		ATTACHMENTS - ORDER AS DESIRED	
		Miscellaneous:	
9000		Extended Range Flat-Fan Style Nozzle Package <i>Contains (13) Nozzle Tips, Caps, and Screens. Rated Pressure .4 GPM at 40 psi.</i>	163.00
9005		Flood Style Nozzle Package <i>Contains (13) Nozzle Tips, Caps, and Screens. Rated Pressure .4 GPM at 40 psi.</i>	186.00
9010		Low Drift Nozzle Kit <i>Contains (13) Nozzle Tips and Caps.</i>	144.00
9020		Rinse Deflector Kit	213.00
9030		Electric Foam Marker	1,481.00
9040		Sprayer Storage Stand	874.00
9045		CleanLoad Chemical Eductor	2,022.00
9050		Manual Reel and 200 Ft. of 1/2 In. Hose, Less Spraygun <i>Cannot be Used with Code 9055.</i>	1,141.00
9055		Electric Reel and 200 Ft. of 1/2 In. Hose, Less Spraygun <i>Cannot be Used with Code 9050.</i>	1,835.00
9060		Spraygun	174.00
9070		Ground Plane Wheel <i>For Use with Code 3001 (Multi-Size Boom).</i>	575.00
9075		20 Gallon Rinse Tank	650.00
9080		4-Post ROPS Conversion Kit (Green) <i>Required for Use on HD300 Sprayer.</i>	1,544.00
9085		Heavy Duty Rear Spring Kit <i>Required for Use on HD300 Sprayer.</i>	235.00
9090		Heavy Duty Front Spring Kit <i>Required for Use on HD300 Sprayer.</i>	235.00
9810		Smooth Front (2) Wheels and (2) Tires, 23x10.5-12 (4 PR) <i>Set of (2) wheels and (2) tires.</i>	450.00
9095		Wide Rear Multi-Trac (2) Tires and (2) Wheels, 26 x 14-12 (4 PR) <i>Required for Use on HD300 Sprayer.</i>	557.00
9799		Smooth Rear (2) Tires and (2) Wheels, 26x14-12 (4 PR) <i>Traction will be limited with smooth tires. Required for Use on HD300 Sprayer.</i>	557.00

JOHN DEERE GOLF PRODUCTS
SPECIAL APPLICATION VEHICLES AND EQUIPMENT

HD300 SelectSpray
(For ProGators 2020A, 2020 and 2030A, 2030)
Continued

CODE	ATTACHMENT IDENTIFIER	DESCRIPTION	SUGGESTED LIST PRICE USD (\$)
9800		ATTACHMENTS - ORDER AS DESIRED Continued... Fairway Rear (2) Tires and (2) Wheels, 26x14-12 (4 PR) <i>Required for Use on HD300 Sprayer.</i>	557.00
		ATTACHMENTS FOR FIELD CONVERSION	
		Hydraulics:	
	TCB11078	Auxiliary Hydraulic Kit <i>For model years 2011 and before. For 2020A and 2030A ProGators. Refer to DTAC Solution 80643 for Installation on 2020 and 2030 ProGators.</i>	923.41
	TCB11681	Auxiliary Hydraulic Kit <i>For model year 2012 and beyond 2020A and 2030A ProGators less factory installed auxiliary hydraulics.</i>	923.41
		Miscellaneous:	
	TCB10933	20 Gallon Rinse Tank	695.50
	BTC10091	4-Post ROPS Conversion Kit (Green) <i>Required for Use on HD300 Sprayer. Retrofitable to MY11 and earlier ProGators.</i>	1,652.09
	BTC10062	CleanLoad Chemical Eductor	2,163.54
	BTC10061	Electric Foam Marker	1,584.67
	BM19261	Electric Reel and 200 Ft. of 1/2 In. Hose, Less Spraygun	1,963.46
	BTC10261	Electronic Multi-Mode Throttle/Governor Control Kit <i>Recommended for Use with TC125 and HD200 /300 Sprayers with manual spray controllers. Compatible only with MY 2012 and up gas ProGators.</i>	329.56
	BM19256	Extended Range Flat-Fan Style Nozzle Package	174.41
	BTC10097	Fairway Rear (2) Tires and (2) Wheels, 26x14-12 (4 PR) <i>Required for Use on HD300 Sprayer.</i>	595.99
	BM19335	Flood Style Nozzle Package	199.01
	BM19257	Ground Plane Wheel	615.26
	BM20433	Heavy Duty Front Spring Kit <i>Required for Use on HD300 Sprayer.</i>	251.46
	TCB10910	Heavy Duty Rear Spring Kit <i>Required for Use on HD300 Sprayer.</i>	251.46
	VGB10129	Low Drift Nozzle Kit	154.09
	TCB11518	Manual Controller for Centrifugal Pump <i>Available until current inventory is exhausted.</i>	935.19
	BM19260	Manual Reel and 200 Ft. of 1/2 In. Hose, Less Spraygun	1,220.87
	BM19979	Rinse Deflector Kit	227.91

JOHN DEERE GOLF PRODUCTS
SPECIAL APPLICATION VEHICLES AND EQUIPMENT

HD300 SelectSpray
(For ProGators 2020A, 2020 and 2030A, 2030)
Continued

CODE	ATTACHMENT IDENTIFIER	DESCRIPTION	SUGGESTED LIST PRICE USD (\$)
		ATTACHMENTS FOR FIELD CONVERSION Continued...	
	BTC10095	Smooth Front (2) Wheels and (2)Tires, 23x10.5-12 (4 PR) <i>Set of (2) wheels and (2) tires.</i>	481.50
	BTC10096	Smooth Rear (2) Tires and (2) Wheels, 26x14-12 (4 PR) <i>Traction will be limited with smooth tires. Required for Use on HD300 Sprayer.</i>	595.99
	BTC10063	Sprayer Storage Stand	849.00
	BM19876	Spraygun	186.19
	BM19955	Throttle/Governor Control Kit <i>For Diesel units only. Not compatible with Gas 2020A ProGators.</i>	398.04
	BM20705	Wide Rear Multi-Trac (2) Tires and (2) Wheels, 26 x 14-12 (4 PR) <i>Required for Use on HD300 Sprayer.</i>	595.99
		Pump:	
	BTC10073	Cast Iron Centrifugal Pump	994.03
	BTC10064	Diaphragm Pump	3,333.06
	BTC10074	Stainless Steel Centrifugal Pump	1,537.59
		Spray Boom	
	BTC10323	18 Ft. Spray Boom w/ Electro-Hydraulic Lift	3,799.57
	BTC10014	Multi-Size Boom, 15 ft. and 21 ft. (4.6M and 6.4M) w/ Electro-Hydraulic Lift	4,209.39
		Spray Control:	
	DSTB56277	Automatic Rate Controller Quick Reference Guide - Metric	See Parts
	DSTB56276	Automatic Rate Controller Quick Reference Guide - US Standard	See Parts
	TCB11430	Automatic Rate Controller for Centrifugal or Diaphragm Pump	2,764.89
	BTC10268	Digital Manual Controller for Centrifugal or Diaphragm Pump	1,733.40
	TCB11519	Manual Controller for Diaphragm Pump <i>Available until current inventory is exhausted.</i>	935.19

JOHN DEERE GOLF PRODUCTS
SPECIAL APPLICATION VEHICLES AND EQUIPMENT

TD100 Top Dresser
(For ProGators 2020A, 2020 and 2030A, 2030)
Equipment for Base Machine

Galvanized Steel Hopper	Seamless Conveyor Belt
Color Coded	58 In. Spread Width
Hydraulic Hoses	Quick Attach Design
Metering Gate From 0-3 In.	3 Pin Installation
with Infinite Adjustment	Counter Rotating Brush
Hopper Capacity	190 RPM Brush Speed
12 Cu. Ft. Leveled	Adjustable Brush Height
and 19 Cu. Ft. Heaped	

CODE	ATTACHMENT IDENTIFIER	DESCRIPTION	SUGGESTED LIST PRICE USD (\$)
Select One Code From Each Required Category			
BASE MACHINE			
		<i>F.O.B. Davenport, Iowa</i>	
0251TC		TD100 Top Dresser (For ProGators 2020A, 2020 and 2030A, 2030) <i>Requires TCB11078 Auxiliary Hydraulic Kit.</i>	7,838.00
ATTACHMENTS - ORDER AS DESIRED			
9100		European CE Kit: European CE Conversion Kit for TD100 Top Dresser <i>Must Be Ordered to Receive a TD100 Top Dresser Which Meets CE Requirements. Kit Includes a Screen Cover, Latch Mount Bracket, Hardware, Pictorial Decals and Operator's Manuals in English, French, German, Italian and Spanish.</i>	649.00
ATTACHMENTS FOR FIELD CONVERSION			
	TCB11078	Hydraulics: Auxiliary Hydraulic Kit <i>For MY2011 and prior 2020A and 2030A ProGators. Refer to DTAC Solution 80643 for Installation on 2020 and 2030 ProGators.</i>	923.41
	TCU13584	Miscellaneous: Raised Profile Conveyor Belt	See Parts

JOHN DEERE GOLF PRODUCTS
AERATION

Aercore 800 Aerator
Equipment for Base Machine

31.5 In. (80.0 cm) Coring
Width
4 Heavy Duty Tine Rams
5 Speed Transmission
1 Transport Speed
4 Coring Speeds
Heavy Duty Frame
Set of 4X Tine Holders for
Tines with 3/4 In. (19mm)
Mounting Diameter
Less Tines

Turf Guards
Core Deflector Shields
Chain Tensioners
25 HP (18.6 kW) Kohler
Command Engine
Electro-Hydraulic Lift System
Operator Presence System
Tire Scrapers
20 X 10 - 10.00 Tires
Drive Wheel Core Deflectors
Flexi-Link Adjustable Hole

Spacing
Meets Carb Standards

CODE	ATTACHMENT IDENTIFIER	DESCRIPTION	SUGGESTED LIST PRICE USD (\$)
------	--------------------------	-------------	-------------------------------------

Select One Code From Each Required Category

BASE MACHINE

F.O.B. Davenport, Iowa

4566TC	Aercore 800 Aerator	19,237.00
--------	---------------------	-----------

DESTINATION

0202	US/Canada	In Base Price
0230	Australia/New Zealand	Same Price
0179	Europe	137.00
0250	All Other Countries	Same Price

ATTACHMENTS - ORDER AS DESIRED

9330	CE Kit: Battery Label Kit <i>This kit must be ordered to meet battery labeling requirement in Brazil.</i>	No Charge
9010	Miscellaneous: Windrow Attachment	324.00
9030	Mini Tine Kit <i>Includes 4 Mini Tine Holders, 2 Turf Guards and 24 1/4 In. Open Sided Mini Tines.</i>	678.00
9040	Needle Tine Kit <i>Includes 4 Needle Tine Holders, 2 Turf Guards and 24 (5mm) Needle Tines.</i>	530.00
9050	Verticutter	3,765.00

ATTACHMENTS FOR FIELD CONVERSION

BTC10256	CE Kit: Battery Label Kit <i>This kit must be ordered to meet battery labeling requirement in Brazil.</i>	0.00
----------	--	------

JOHN DEERE GOLF PRODUCTS AERATION

Aercore 800 Aerator Continued

CODE	ATTACHMENT IDENTIFIER	DESCRIPTION	SUGGESTED LIST PRICE USD (\$)
ATTACHMENTS FOR FIELD CONVERSION Continued...			
		European CE Kit:	
TCB11746		European CE Conversion Kit for Aercore 800 <i>Must be Ordered to Receive an Aercore 800 Aerator Which meets CE Requirements. Kit Includes Tine Guard (CE), Latch Cover, Parking Brake Lever, Hardware, Pictorial Decals and Operator's Manuals in English, French, German, Spanish and Italian.</i>	See Parts
		Miscellaneous:	
BM19666		Mini Tine Kit <i>Includes 4 Mini Tine Holders, 2 Turf Guards and 24 1/4 In. Open Sided Mini Tines.</i>	725.46
TCB10525		Needle Tine Kit <i>Includes 4 Needle Tine Holders, 2 Turf Guards and 24 (5mm) Needle Tines.</i>	567.10
TCB10059		Speed Control Kit <i>For Installation on 4600 and 4700 Tractors.</i>	See Parts
TCB11072		Verticutter	4,028.56
BM19073		Windrow Attachment	346.69
		Tine Holders:	
AMT1831		4X Tine Holder, Less Tines, and Core Deflector	See Parts
TCA51330		4X Tine Holder, Less Tines, and Core Deflector	See Parts
AMT1832		Mini Tine Holder, Less Tines & Core Deflector	See Parts
TCA51345		Needle Tine Holder, Less Tines & Core Deflector	See Parts
		Tines:	
TCU17331		1 In. HD Side-Eject	See Parts
TCU17333		1 In. HD Tubular Top-Eject	See Parts
TCU17332		1 In. HDT Side-Eject	See Parts
TCU17334		1 In. HDT Tubular Top-Eject	See Parts
TCU17450		1/2 In. (12.7 mm) Tubular Tine	See Parts
TCU17343		1/2 In. HD Tubular	See Parts
TCU17345		1/2 In. HDT Side-Eject	See Parts
TCU17344		1/2 In. HDT Tubular	See Parts
TCU17452		1/4 In. (6 mm) Open Sided Mini Tine	See Parts
TCU17456		13/16 In. HD Side-Eject	See Parts
TCU17457		13/16 In. HDT Side-Eject	See Parts
TCU18638		3/4 In. (19mm) Tubular Tine	See Parts
TCU17454		3/4 In. HD Tubular	See Parts

JOHN DEERE GOLF PRODUCTS
AERATION

Aercore 800 Aerator
Continued

CODE	ATTACHMENT IDENTIFIER	DESCRIPTION	SUGGESTED LIST PRICE USD (\$)
		ATTACHMENTS FOR FIELD CONVERSION Continued...	
	TCU17341	3/4 In. HDT Side-Eject	See Parts
	TCU17340	3/4 In. HDT Tubular	See Parts
	TCU17449	3/8 In. (9.5 mm) Tubular Tine	See Parts
	TCU17346	3/8 In. Solid HD x 5 In.	See Parts
	TCU15712	5 mm Needle Tine	See Parts
	TCU17451	5/8 In. (16 mm) Tubular Tine	See Parts
	TCU17338	5/8 In. HD Solid	See Parts
	TCU17339	5/8 In. HD Solid	See Parts
	TCU17335	5/8 In. HD Tubular	See Parts
	TCU17337	5/8 In. HDT Side-Eject	See Parts
	TCU17336	5/8 In. HDT Tubular	See Parts
	TCU17342	7/8 In. HD Side-Eject	See Parts
	TCU15726	8 mm Needle Tine	See Parts
	TCU17352	Bayonet Tine with 3/4 In. Rib HD	See Parts
	TCU17349	Cross with 1/2 In. Rib HD	See Parts
	TCU17350	Cross with 1/2 In. Rib HDT	See Parts
	TCU17453	Quad Tine HDT	See Parts
	TCU17351	Super Cross with 3/4 In. Rib HD	See Parts
	TCU17347	Super Quad HD	See Parts
	TCU17348	Super Quad HDT	See Parts
		Turf Guards:	
	MT4886	Left Hand Turf Guard for 4X Tine Holder	See Parts
	MT4941	Left Hand Turf Guard for Mini Tines	See Parts
	MT4885	Right Hand Turf Guard for 4X Tine Holder	See Parts
	MT4942	Right Hand Turf Guard for Mini Tines	See Parts

JOHN DEERE GOLF PRODUCTS AERATION

Aercore 1000 Aerator Equipment for Base Machine

37.5 In. (95.3 cm) Coring
Width
Cat. 1 3-Point Hitch
Heavy Duty Frame
Turf Guard
Less Tines
Tine Holders
Parking Stand

4 Heavy Duty Tine Rams
540 RPM PTO Shaft
Flexi-Link Adjustable Hole
Spacing
Core Deflector Shields

CODE	ATTACHMENT IDENTIFIER	DESCRIPTION	SUGGESTED LIST PRICE USD (\$)
------	--------------------------	-------------	-------------------------------------

Select One Code From Each Required Category

BASE MACHINE

	<i>F.O.B. Davenport, Iowa</i>	
4523M	Aercore 1000 Aerator	9,995.00

DESTINATION

0202	US/Canada	In Base Price
0230	Australia/New Zealand	Same Price
0179	Europe	237.00
0195	Mexico	Same Price
0250	All Other Countries	Same Price

TINE HOLDERS

1010	4X Tine Holders for Tines with 3/4 In. (19mm) Mounting Diameter <i>Set of 4.</i>	In Base Price
1020	4X Tine Holders for Tines with 7/8 In. (22.2 mm) Mounting Diameter <i>Set of 4.</i>	Same Price
1030	3X Tine Holders for Tines with 7/8 In. (22.2mm) Mounting Diameter <i>Set of 4.</i>	Same Price
1040	Mini Tine Holders for Tines with 3/8 In. (9.5mm) Mounting Diameter <i>Set of 4.</i>	-84.00
1050	Needle Tine Holders for 5 mm and 8 mm Needle Tines <i>Set of 4.</i>	-134.00

TURF GUARDS

2010	Turf Guards for all 4X Tine Holders <i>Complete Set of Turf Guards. Tines and Tine Holders not included.</i>	In Base Price
2020	Turf Guards for 3X Tine Holders <i>Complete Set of Turf Guards. Tines and Tine Holders not included.</i>	15.00

JOHN DEERE GOLF PRODUCTS

AERATION

Aercore 1000 Aerator

Continued

CODE	ATTACHMENT IDENTIFIER	DESCRIPTION	SUGGESTED LIST PRICE USD (\$)
2030		TURF GUARDS Continued... Turf Guards for Mini Tine and Needle Tine Holders <i>Complete Set of Turf Guards. Tines and Tine Holders not included.</i>	20.00
PTO SHAFT			
3010		Category I Double Telescoping PTO Shaft <i>For most tractors equipped with Category I 3-pt. hitches.</i>	In Base Price
3020		Category II Double Telescoping PTO Shaft <i>For most tractors equipped with Category II 3-pt. hitches.</i>	Same Price
ATTACHMENTS - ORDER AS DESIRED			
Miscellaneous:			
9010		Windrow Attachment	324.00
9020		Set of 4X Tine Holders for Tines with 3/4 In. (19mm) Mounting Diameter <i>(Set of 4) Does not include Tines or Turf Guards</i>	516.00
9040		Set of 3X Tine Holders for Tines with 7/8 In. (22.2mm) Mounting Diameter <i>(Set of 4) Does not include Tines or Turf Guards.</i>	516.00
9050		Set of Mini Tine Holders for Tines with 3/8 In. (9.5mm) Mounting Diameter <i>(Set of 4) Does not include Tines or Turf Guards.</i>	432.00
9060		Set of Needle Tine Holders for 5mm and 8mm Needle Tines <i>(Set of 4) Does not include Tines or Turf Guards.</i>	382.00
9070		Turf Guards for all 4X Tine Holders <i>Complete Set of Turf Guards. Tines and Tine Holders not included.</i>	124.00
9080		Turf Guards for 3X Tine Holders <i>Complete Set of Turf Guards. Tines and Tine Holders not included.</i>	139.00
9090		Turf Guards for Mini Tine and Needle Tine Holders <i>Complete Set of Turf Guards. Tines and Tine Holders not included.</i>	144.00
ATTACHMENTS FOR FIELD CONVERSION			
Tine Holders:			
BTC10182		Set of (2) 3X Tine Holders for Tines with 3/4 In. (19 mm) Mounting Diameter	276.06
BTC10180		Set of (2) 4X Tine Holders for Tines with 3/4 In. (19 mm) Mounting Diameter	276.06
BTC10184		Set of (2) Mini Tine Holders for Tines with 3/8 In. (9.5 mm) Mounting Diameter	204.37
BTC10187		Turf Guard Base Kit for all 4X Tine Holders	132.69

JOHN DEERE GOLF PRODUCTS AERATION

Aercore 1500 Aerator Equipment for Base Machine

57.5 In. (146.1 cm) Coring
Width
Cat. 1 3-Point Hitch
Heavy Duty Frame
Turf Guard
Less Tines
Tine Holders
Parking Stand

6 Heavy Duty Tine Rams
540 RPM PTO Shaft
Flexi-Link Adjustable Hole
Spacing
Core Deflector Shields

CODE	ATTACHMENT IDENTIFIER	DESCRIPTION	SUGGESTED LIST PRICE USD (\$)
------	--------------------------	-------------	-------------------------------------

Select One Code From Each Required Category

BASE MACHINE

	<i>F.O.B. Davenport, Iowa</i>	
4553M	Aercore 1500 Aerator	29,288.00

DESTINATION

0202	US/Canada	In Base Price
0230	Australia/New Zealand	Same Price
0179	Europe	237.00
0195	Mexico	Same Price
0250	All Other Countries	Same Price

TINE HOLDERS

1010	4X Tine Holders for Tines with 3/4 In. (19mm) Mounting Diameter <i>Set of 6.</i>	Same Price
1020	4X Tine Holders for Tines with 7/8 In. (22.2 mm) Mounting Diameter <i>Set of 6.</i>	In Base Price
1030	3X Tine Holders for Tines with 7/8 In. (22.2mm) Mounting Diameter <i>Set of 6.</i>	Same Price
1040	Mini Tine Holders for Tines with 3/8 In. (9.5mm) Mounting Diameter <i>Set of 6.</i>	-124.00
1050	Needle Tine Holders for 5 mm and 8 mm Needle Tines <i>Set of 6.</i>	-201.00

TURF GUARDS

2010	Turf Guards for all 4X Tine Holders <i>Complete Set of Turf Guards. Tines and Tine Holders not included.</i>	In Base Price
2020	Turf Guards for 3X Tine Holders <i>Complete Set of Turf Guards. Tines and Tine Holders not included.</i>	25.00

JOHN DEERE GOLF PRODUCTS

AERATION

Aercore 1500 Aerator

Continued

CODE	ATTACHMENT IDENTIFIER	DESCRIPTION	SUGGESTED LIST PRICE USD (\$)
2030		TURF GUARDS Continued... Turf Guards for Mini Tine and Needle Tine Holders <i>Complete Set of Turf Guards. Tines and Tine Holders not included.</i>	30.00
PTO SHAFT			
3010		Category I Double Telescoping PTO Shaft <i>For most tractors equipped with Category I 3-pt. hitches.</i>	In Base Price
3020		Category II Double Telescoping PTO Shaft <i>For most tractors equipped with Category II 3-pt. hitches.</i>	Same Price
ATTACHMENTS - ORDER AS DESIRED			
Miscellaneous:			
9010		Windrow Attachment	380.00
9020		Set of 4X Tine Holders for Tines with 3/4 In. (19mm) Mounting Diameter <i>(Set Of 6) Does not include Tines or Turf Guards.</i>	774.00
9030		Set of 4X Tine Holders for Tines with 7/8 In. (22.2mm) Mounting Diameter <i>(Set of 6) Does not include Tines or Turf Guards.</i>	774.00
9040		Set of 3X Tine Holders for Tines with 7/8 In. (22.2mm) Mounting Diameter <i>(Set of 6) Does not include Tines or Turf Guards.</i>	774.00
9050		Set of Mini Tine Holders for Tines with 7/8 In. (22.2mm) Mounting Diameter <i>(Set of 6) Does not Include Tines or Turf Guards.</i>	648.00
9060		Set of Needle Tine Holders for 5mm and 8mm Needle Tines <i>(Set of 6) Does not include Tines or Turf Guards.</i>	573.00
9070		Turf Guards for all 4X Tine Holders <i>Complete Set of Turf Guards. Tines and Tine Holders not included.</i>	186.00
9080		Turf Guards for 3X Tine Holders <i>Complete Set of Turf Guards. Tines and Tine Holders not included.</i>	211.00
9090		Turf Guards for Mini Tine and Needle Tine Holders <i>Complete Set of Turf Guards. Tines and Tine Holders not included.</i>	216.00
ATTACHMENTS FOR FIELD CONVERSION			
Miscellaneous:			
BM18886		Windrow Attachment	406.60
Tine Holders:			
BTC10182		Set of (2) 3X Tine Holders for Tines with 3/4 In. (19 mm) Mounting Diameter <i>Does not include Tines or Turf Guards.</i>	276.06
BTC10183		Set of (2) 3X Tine Holders for Tines with 3/4 In. (19 mm) Mounting Diameter <i>Does not include Tines or Turf Guards.</i>	231.11
BTC10180		Set of (2) 4X Tine Holders for Tines with 3/4 In. (19 mm) Mounting Diameter <i>Does not include Tines or Turf Guards.</i>	276.06

JOHN DEERE GOLF PRODUCTS

AERATION

Aercore 1500 Aerator

Continued

CODE	ATTACHMENT IDENTIFIER	DESCRIPTION	SUGGESTED LIST PRICE USD (\$)
		ATTACHMENTS FOR FIELD CONVERSION Continued...	
	BTC10181	Set of (2) 4X Tine Holders for Tines with 7/8 In. (22.2 mm) Mounting Diameter <i>Does not include Tines or Turf Guards.</i>	276.06
	BTC10184	Set of (2) Mini Tine Holders for Tines with 3/8 In. (9.5 mm) Mounting Diameter <i>Does not include Tines or Turf Guards.</i>	204.37
	BTC10186	Turf Guard Add Kit for all 3X Tine Holders <i>Complete set of 3X Turf Guards for Aercore 1500 requires (1) BTC10185 and (1) BTC10186.</i>	77.04
	BTC10188	Turf Guard Add Kit for all 4X Tine Holders <i>Complete set of 4X Turf Guards for Aercore 1500 requires (1) BTC10185 and (1) BTC10186.</i>	66.34
	BTC10190	Turf Guard Add Kit for all Mini and Needle Tine Holders <i>Complete set of Mini / Needle Tine Turf Guards for Aercore 1500 requires (1) BTC10189 and (1) BTC10190.</i>	77.04
	BTC10185	Turf Guard Base Kit for all 3X Tine Holders <i>Complete set of 3X Turf Guards for Aercore 1500 requires (1) BTC10185 and (1) BTC10186.</i>	148.73
	BTC10187	Turf Guard Base Kit for all 4X Tine Holders <i>Complete set of 4X Turf Guards for Aercore 1500 requires (1) BTC10185 and (1) BTC10186.</i>	132.69
	BTC10189	Turf Guard Base Kit for all Mini and Needle Tine Holders <i>Complete set of Mini / Needle Tine Turf Guards for Aercore 1500 requires (1) BTC10189 and (1) BTC10190.</i>	154.09
		Tines:	
	TCU17331	1 In. HD Side-Eject	See Parts
	TCU17333	1 In. HD Tubular Top-Eject	See Parts
	TCU17332	1 In. HDT Side-Eject	See Parts
	TCU17334	1 In. HDT Tubular Top-Eject	See Parts
	TCU17343	1/2 In. HD Tubular	See Parts
	TCU17345	1/2 In. HDT Side-Eject	See Parts
	TCU17344	1/2 In. HDT Tubular	See Parts
	TCU17452	1/4 In. (6 mm) Open Sided Mini Tine	See Parts
	TCU17456	13/16 In. HD Side-Eject	See Parts
	TCU17457	13/16 In. HDT Side-Eject	See Parts
	TCU18638	3/4 In. (19mm) Tubular Tine	See Parts
	TCU17454	3/4 In. HD Tubular	See Parts
	TCU17341	3/4 In. HDT Side-Eject	See Parts

JOHN DEERE GOLF PRODUCTS
AERATION

Aercore 1500 Aerator
Continued

CODE	ATTACHMENT IDENTIFIER	DESCRIPTION	SUGGESTED LIST PRICE USD (\$)
		ATTACHMENTS FOR FIELD CONVERSION Continued...	
	TCU17340	3/4 In. HDT Tubular	See Parts
	TCU17346	3/8 In. Solid HD x 5 In.	See Parts
	TCU15712	5 mm Needle Tine <i>Aercore 1500 with Needle Tine Holders Requires 42.</i>	See Parts
	TCU17338	5/8 In. HD Solid	See Parts
	TCU17339	5/8 In. HD Solid	See Parts
	TCU17335	5/8 In. HD Tubular	See Parts
	TCU17337	5/8 In. HDT Side-Eject	See Parts
	TCU17336	5/8 In. HDT Tubular	See Parts
	TCU17342	7/8 In. HD Side-Eject	See Parts
	TCU15726	8 mm Needle Tine <i>Aercore 1500 with Needle Tine Holders Requires 42.</i>	See Parts
	TCU17352	Bayonet Tine with 3/4 In. Rib HD	See Parts
	TCU17349	Cross with 1/2 In. Rib HD	See Parts
	TCU17350	Cross with 1/2 In. Rib HDT	See Parts
	TCU17453	Quad Tine HDT	See Parts
	TCU17351	Super Cross with 3/4 In. Rib HD	See Parts
	TCU17347	Super Quad HD	See Parts
	TCU17348	Super Quad HDT	See Parts

JOHN DEERE GOLF PRODUCTS AERATION

Aercore 2000 Aerator Equipment for Base Machine

77.5 In. (190.6 cm) Coring
Width
Cat. 1 3-Point Hitch
Heavy Duty Frame
Turf Guards
Less Tines
Tine Holders
Parking Stand

8 Heavy Duty Tine Rams
540 RPM PTO Shaft
Flexi-Link Adjustable Hole
Spacing
Core Deflector Shields

CODE	ATTACHMENT IDENTIFIER	DESCRIPTION	SUGGESTED LIST PRICE USD (\$)
------	--------------------------	-------------	-------------------------------------

Select One Code From Each Required Category

BASE MACHINE

	<i>F.O.B. Davenport, Iowa</i>	
0402TC	Aercore 2000 Aerator	33,437.00

DESTINATION

0202	US/Canada	In Base Price
0230	Australia/New Zealand	Same Price
0179	Europe	237.00
0195	Mexico	Same Price
0250	All Other Countries	Same Price

TINE HOLDERS

1010	4X Tine Holders for Tines with 3/4 In. (19mm) Mounting Diameter <i>Set of 8. Tines are not included.</i>	Same Price
1020	4X Tine Holders for Tines with 7/8 In. (22.2 mm) Mounting Diameter <i>Set of 8. Tines are not included.</i>	In Base Price
1030	3X Tine Holders for Tines with 7/8 In. (22.2mm) Mounting Diameter <i>Set of 8. Tines are not included.</i>	Same Price

TURF GUARDS

2010	Turf Guards for all 4X Tine Holders <i>Complete Set of Turf Guards. Tines and Tine Holders not included.</i>	In Base Price
2020	Turf Guards for 3X Tine Holders <i>Complete Set of Turf Guards. Tines and Tine Holders not included.</i>	35.00

PTO SHAFT

3010	Category I Double Telescoping PTO Shaft <i>For most tractors equipped with Category I 3-pt. hitches.</i>	In Base Price
------	---	---------------

JOHN DEERE GOLF PRODUCTS

AERATION

Aercore 2000 Aerator

Continued

CODE	ATTACHMENT IDENTIFIER	DESCRIPTION	SUGGESTED LIST PRICE USD (\$)
3020		PTO SHAFT Continued... Category II Double Telescoping PTO Shaft <i>For most tractors equipped with Category II 3-pt. hitches.</i>	Same Price
ATTACHMENTS - ORDER AS DESIRED			
9020		Miscellaneous: Set of 4X Tine Holders for Tines with 3/4 In. (19mm) Mounting Diameter <i>(Set of 8) Does not Include Tines or Turf Guards.</i>	1,032.00
9030		Set of 4X Tine Holders for Tines with 7/8 In. (22.2mm) Mounting Diameter <i>(Set of 8) Does not Include Tines or Turf Guards.</i>	1,032.00
9040		Set of 3X Tine Holders for Tines with 7/8 In. (22.2mm) Mounting Diameter <i>(Set of 8) Does not Include Tines or Turf Guards.</i>	1,032.00
9070		Turf Guards for all 4X Tine Holders <i>Complete Set of Turf Guards. Tines and Tine Holders not included.</i>	248.00
9080		Turf Guards for 3X Tine Holders <i>Complete Set of Turf Guards. Tines and Tine Holders not included.</i>	283.00
ATTACHMENTS FOR FIELD CONVERSION			
BTC10182		Tine Holders: Set of (2) 3X Tine Holders for Tines with 3/4 In. (19 mm) Mounting Diameter <i>Does not include Tines or Turf Guards.</i>	276.06
BTC10180		Set of (2) 4X Tine Holders for Tines with 3/4 In. (19 mm) Mounting Diameter <i>Does not include Tines or Turf Guards.</i>	276.06
BTC10181		Set of (2) 4X Tine Holders for Tines with 7/8 In. (22.2 mm) Mounting Diameter <i>Does not include Tines or Turf Guards.</i>	276.06
BTC10186		Turf Guard Add Kit for all 3X Tine Holders <i>Complete set of 3X Turf Guards for Aercore 2000 requires (1) BTC10185 and (2) BTC10186.</i>	77.04
BTC10188		Turf Guard Add Kit for all 4X Tine Holders <i>Complete set of 4X Turf Guards for Aercore 2000 requires (1) BTC10187 and (2) BTC10188.</i>	66.34
BTC10190		Turf Guard Add Kit for all Mini and Needle Tine Holders	77.04
BTC10185		Turf Guard Base Kit for all 3X Tine Holders <i>Complete set of 3X Turf Guards for Aercore 2000 requires (1) BTC10185 and (2) BTC10186.</i>	148.73
BTC10187		Turf Guard Base Kit for all 4X Tine Holders <i>Complete set of 4X Turf Guards for Aercore 2000 requires (1) BTC10187 and (2) BTC10188.</i>	132.69
BTC10189		Turf Guard Base Kit for all Mini and Needle Tine Holders	154.09
TCU17331		Tines: 1 In. HD Side-Eject	See Parts

JOHN DEERE GOLF PRODUCTS
AERATION

Aercore 2000 Aerator
Continued

CODE	ATTACHMENT IDENTIFIER	DESCRIPTION	SUGGESTED LIST PRICE USD (\$)
		ATTACHMENTS FOR FIELD CONVERSION Continued...	
	TCU17333	1 In. HD Tubular Top-Eject	See Parts
	TCU17332	1 In. HDT Side-Eject	See Parts
	TCU17334	1 In. HDT Tubular Top-Eject	See Parts
	TCU17343	1/2 In. HD Tubular	See Parts
	TCU17345	1/2 In. HDT Side-Eject	See Parts
	TCU17344	1/2 In. HDT Tubular	See Parts
	TCU17452	1/4 In. (6 mm) Open Sided Mini Tine	See Parts
	TCU17456	13/16 In. HD Side-Eject	See Parts
	TCU17457	13/16 In. HDT Side-Eject	See Parts
	TCU18638	3/4 In. (19mm) Tubular Tine	See Parts
	TCU17454	3/4 In. HD Tubular	See Parts
	TCU17341	3/4 In. HDT Side-Eject	See Parts
	TCU17340	3/4 In. HDT Tubular	See Parts
	TCU17346	3/8 In. Solid HD x 5 In.	See Parts
	TCU17338	5/8 In. HD Solid	See Parts
	TCU17339	5/8 In. HD Solid	See Parts
	TCU17335	5/8 In. HD Tubular	See Parts
	TCU17337	5/8 In. HDT Side-Eject	See Parts
	TCU17336	5/8 In. HDT Tubular	See Parts
	TCU17342	7/8 In. HD Side-Eject	See Parts
	TCU17352	Bayonet Tine with 3/4 In. Rib HD	See Parts
	TCU17349	Cross with 1/2 In. Rib HD	See Parts
	TCU17350	Cross with 1/2 In. Rib HDT	See Parts
	TCU17453	Quad Tine HDT	See Parts
	TCU17351	Super Cross with 3/4 In. Rib HD	See Parts
	TCU17347	Super Quad HD	See Parts
	TCU17348	Super Quad HDT	See Parts

JOHN DEERE GOLF PRODUCTS

DEBRIS MAINTENANCE

TC125 Turf Collection System Equipment for Base Machine

Hydraulic Requirements:
6 gpm, 2000 psi (Minimum Continuous)
48 In. (121.9 cm) Gathering Width
25 Cu. Ft. (0.71 cu. m) Hopper Capacity
Attaches With Standard 3/4 In. (19 mm) Hitch Pin
Offset Towing Feature Allows the Unit to be Towed Either Directly Behind or Offset to the Left Side of the Towing Vehicle

3 (1/2 In.) Quick Connect Couplers (2 Rotary Brush, 1 Lift Cylinder)
Long Hose Kit for use with Compact Utility Tractors with 1/2 In. Forward Couplers
49 In. (124.5 cm) Dump Height Clearance
Hydraulic Lift Cylinder
Hydraulic Powered Rotary Brush
500 - 600 RPM Brush Speed
6 In. (15.24 cm) Diameter

Full Width Roller
Clears Cores of an Average Green in 15 Minutes with One Person Operation
Two 26.5x14-12 Tires

CODE	ATTACHMENT IDENTIFIER	DESCRIPTION	SUGGESTED LIST PRICE USD (\$)
------	-----------------------	-------------	-------------------------------

Select One Code From Each Required Category

BASE MACHINE

F.O.B. Davenport, Iowa

0132TC	TC125 Turf Collection System <i>Vehicle Requirements: Powered by a Compact Utility Tractor with a Selective Control Valve (SCV) or a ProGator With Auxiliary Hydraulics. Use with ProGator may Require Quick Connect Kit (VGB10058), See Sales Manual for Serial Number Breaks.</i>	11,881.00
--------	--	-----------

DESTINATION

0202	US/Canada	In Base Price
0230	Australia/New Zealand	Same Price
0179	Europe	Same Price
0195	Mexico	Same Price
0250	All Other Countries	Same Price

Hydraulic Hose Kits

If 3/8 In. Hydraulic Adapters and Couplers on 90 Degree Fittings are Required, See Sales Manual for Required Service Parts.

1000	Less Hose Kit	-479.00
1001	Long Hose Kit <i>For Tractor with 1/2 In. Forward Couplers.</i>	In Base Price
1002	Short Hose Kit <i>For ProGator or Tractor with 1/2 In. Rear Couplers.</i>	-69.00

ATTACHMENTS FOR FIELD CONVERSION

JOHN DEERE GOLF PRODUCTS
DEBRIS MAINTENANCE

TC125 Turf Collection System
Continued

CODE	ATTACHMENT IDENTIFIER	DESCRIPTION	SUGGESTED LIST PRICE USD (\$)
		ATTACHMENTS FOR FIELD CONVERSION Continued...	
		Hydraulics:	
	TCB11078	Auxiliary Hydraulic Kit <i>For MY2011 and prior 2020A and 2030A ProGators. Refer to DTAC Solution 80643 for Installation on 2020 and 2030 ProGators.</i>	923.41
		Miscellaneous:	
	TCB10032	Hose Kit, Long <i>For Tractor with 1/2 In. Forward Couplers.</i>	512.53
	TCB10033	Hose Kit, Short <i>For ProGator or Tractor with 1/2 In. Rear Couplers.</i>	438.70
	VGB10058	Quick Connect Kit <i>ProGator may Require Quick Connect Kit. See Sales Manual for Serial Number Breaks.</i>	70.61
	TCA13146	Roller Scraper <i>For Serial Numbers 015001 and below, the Following Brackets need to be Ordered (Machines above Serial Number 015001 will have the Brackets Installed), (2) MT 6430 and (2) MT 6682.</i>	See Parts
	TCB10061	Selective Control Valve Bracket <i>For Model 955 Tractor.</i>	See Parts
	TCB10062	Selective Control Valve Bracket <i>For Model 870, 970 and 1070 Tractors.</i>	See Parts
	TCB10063	Selective Control Valve Bracket <i>For Model 4210, 4310 and 4410 Tractors.</i>	See Parts
	TCB10064	Selective Control Valve Bracket <i>For 4000 Twenty Series Tractors.</i>	See Parts
	TCB10015	Speed Control Kit <i>For Installation on 4210, 4310 and 4410 Tractors.</i>	See Parts
	TCB10059	Speed Control Kit <i>For Installation on 4600 and 4700 Tractors.</i>	See Parts
	BM19955	Throttle/Governor Control Kit <i>Recommended for Use with ProGators.</i>	398.04

JOHN DEERE COMMERCIAL PRODUCTS
RESIDENTIAL ZERO-TURN-RADIUS MOWERS

Z235 EZtrak Residential Zero-Turn-Radius Mower with 42 In. Edge Deck - US Only
Equipment for Base Machine

ENGINE:	Hour Meter	Cup Holder
20 Horsepower *	Seat/PTO Interlock Switches	Covered Storage Compartment
Engine	Electric Mower/Implement PTO	Flip up Foot Platform for Easy
V-Twin Design	Drive Clutch	Service Access
Cast Iron Cylinder Liner	TRANSMISSION:	18 Position Adjustable Motion
Full Pressure Lubrication	Hydro-Gear EZT	Control Levers
with Replaceable Oil Filter	7.0 mph Forward, 3.5 mph Reverse	Dry Weight--460 lbs.
Air Cooled	Travel Speed	*Engine HP is Provided by the
EDGE CUTTING SYSTEM:	Twin Stick Speed & Direction	Engine Manufacturer to be Used
42 In. Side Discharge	Control Levers	for Comparison Purposes Only,
.25 In. Cut Height Increments	Tow Valves	Actual Operating HP will be
1 to 4 In. Cutting Heights	Zero Turning Radius	Less. Refer to the Engine
3 Point Mounting System	Easy Access Tracking Adjustment	Manufacturer's Web Site for
Deck Transport Position	TIRES:	Additional Information
Mulch Capable	11X4.0-4 Front Caster Wheel	
Wash Port	Tires	
FUEL SYSTEM:	18X7.5-8 Rear Turf Drive	
2.1 U.S. Gallon Fuel Tank	Tires	
Capacity	SEAT:	
Gasoline	15 In. High Back Seat	
ELECTRICAL SYSTEM:	with Spring Suspension	
12 Volt Battery	3 In. Seat Adjustment Travel	
195 CCA Battery	MISCELLANEOUS:	

CODE	ATTACHMENT IDENTIFIER	DESCRIPTION	SUGGESTED LIST PRICE USD (\$)
------	-----------------------	-------------	-------------------------------

Select One Code From Each Required Category

Z235 EZtrak

F.O.B. Janesville, Wisconsin

5441M	Z235 EZtrak Residential Zero-Turn-Radius Mower with 42 In. Edge Deck - US Only	2,499.00
-------	--	----------

DESTINATION

001A	United States and Canada	In Base Price
001C	Australia and New Zealand	Same Price
0245	Guam	Same Price
001D	All Other Countries	Same Price

ATTACHMENTS FOR FIELD CONVERSION

AM123168	Engine: Spark Arrestor Kit	See Parts
BM24286	Material Collection System Hoppers: 6.5 Bushel Hopper, Ballast, and Chute for 42 In. Decks <i>Fits Z235 models only (Serial # 130001-)</i>	588.50
BM24481	Miscellaneous: Attachment Bar and Hitch Kit <i>Fits Z235 & Z255 models only (Serial # 130001-).</i>	148.73

JOHN DEERE COMMERCIAL PRODUCTS
RESIDENTIAL ZERO-TURN-RADIUS MOWERS

Z235 EZtrak Residential Zero-Turn-Radius Mower with 42 In. Edge Deck - US Only
Continued

CODE	ATTACHMENT IDENTIFIER	DESCRIPTION	SUGGESTED LIST PRICE USD (\$)
		ATTACHMENTS FOR FIELD CONVERSION Continued...	
	BM24485	Ballast Bracket Kit <i>Fits Z235 & Z255 models only (Serial # 130001-).</i>	99.99
	AM36786	Battery Charger (110 Volt)	See Parts
	BM24357	Headlight Kit <i>Fits Z235 & Z255 models only (Serial # 130001-).</i>	299.60
	LG276	Home Maintenance Kit <i>(Serial # 130001-)</i>	See Parts
	AM143587	Seat Slide Kit <i>Fits Z235 & Z255 models only (Serial # 130001-).</i>	See Parts
	BM24486	Traction Mat Kit <i>Fits Z235 & Z255 models only (Serial # 130001-).</i>	39.99
	BM24458	Mower Deck and Mower Deck Attachments: 42 In. Edge Deck <i>(Serial # 130001-)</i>	695.50
	AM141031	Blade Kit (42, 3-N-1, Starlock)	See Parts
	AM141034	Blade Kit (42X, Bagging)	See Parts
	AM141033	Blade Kit (42X, Mulching)	See Parts
	AM141032	Blade Kit (42X, Side Discharge)	See Parts
	BM24259	Foot Lift Kit <i>Fits Z235 & Z255 models only (Serial # 130001-).</i>	56.71
	BM20505	Front Blowout Baffle for 42 In. Mower (42C/42X)	38.51
	AM130907	Mower Deck Leveling Gauge	See Parts
	BM21816	Mulch Kit (42 In. or 42X) <i>For 100's, L100's, LT, SST, X300's, EZtrak, D100's</i>	99.51
	LP98107	Order Zone: Protective Cover	In Catalog
	BM24474	Spanish North American Kit: Spanish Label & Owner's Manual Kit <i>For Model Year 2013 (Serial # 130001-).</i>	90.96

EXTENDED WARRANTY - RESIDENTIAL OWNERS/USE

Visit <http://www.JohnDeere.com/ServicePlans> for more information on John Deere Service Contracts. May not be Available in Parts of the U.S., Not Available in Canada. Price may vary due to driving distance and/or time from machine to dealership location.

John Deere Extended Service Plan - 3-Year Option 3-year extended service plan. (1 year of extended service protection); 3-years of warranty transportation.	199.99
---	--------

JOHN DEERE COMMERCIAL PRODUCTS
RESIDENTIAL ZERO-TURN-RADIUS MOWERS

Z235 EZtrak Residential Zero-Turn-Radius Mower with 42 In. Edge Deck - US Only
Continued

CODE	ATTACHMENT IDENTIFIER	DESCRIPTION	SUGGESTED LIST PRICE USD (\$)
		EXTENDED WARRANTY - RESIDENTIAL OWNERS/USE Continued...	
		John Deere Extended Service Plan - 4-Year Option <i>4-year extended service plan. (2 years of extended service protection); 4-years of warranty transportation.</i>	249.99

JOHN DEERE COMMERCIAL PRODUCTS
RESIDENTIAL ZERO-TURN-RADIUS MOWERS

Z235 EZtrak Residential Zero-Turn-Radius Mower with 42 In. Edge Deck, California Model

Equipment for Base Machine

ENGINE:	Hour Meter	Cup Holder
20 Horsepower *	Seat/PTO Interlock Switches	Covered Storage Compartment
Engine	Electric Mower/Implement PTO	Flip up Foot Platform for Easy Service Access
V-Twin Design	Drive Clutch	18 Position Adjustable Motion Control Levers
Cast Iron Cylinder Liner	TRANSMISSION:	Dry Weight--460 lbs.
Full Pressure Lubrication	Hydro-Gear EZT	*Engine HP is Provided by the Engine Manufacturer to be Used for Comparison Purposes Only, Actual Operating HP will be Less. Refer to the Engine Manufacturer's Web Site for Additional Information
with Replaceable Oil Filter	7.0 mph Forward, 3.5 mph Reverse Travel Speed	
Air Cooled	Twin Stick Speed & Direction Control Levers	
EDGE CUTTING SYSTEM:	Tow Valves	
42 In. Side Discharge	Zero Turning Radius	
.25 In. Cut Height Increments	Easy Access Tracking Adjustment	
1 to 4 In. Cutting Heights	TIRES:	
3 Point Mounting System	11X4.0-4 Front Caster Wheel Tires	
Deck Transport Position	18X7.5-8 Rear Turf Drive Tires	
Mulch Capable	SEAT:	
Wash Port	15 In. High Back Seat with Spring Suspension	
FUEL SYSTEM:	3 In. Seat Adjustment Travel	
2.1 U.S. Gallon Fuel Tank Capacity	MISCELLANEOUS:	
Gasoline		
ELECTRICAL SYSTEM:		
12 Volt Battery		
195 CCA Battery		

CODE	ATTACHMENT IDENTIFIER	DESCRIPTION	SUGGESTED LIST PRICE USD (\$)
------	-----------------------	-------------	-------------------------------

Select One Code From Each Required Category

Z235 EZtrak

F.O.B. Janesville, Wisconsin

5442M	Z235 EZtrak Residential Zero-Turn-Radius Mower with 42 In. Edge Deck, California Model	2,499.00
-------	--	----------

ATTACHMENTS FOR FIELD CONVERSION

AM123168	Engine: Spark Arrestor Kit	See Parts
BM24286	Material Collection System Hoppers: 6.5 Bushel Hopper, Ballast, and Chute for 42 In. Decks <i>Fits Z235 models only (Serial # 130001-)</i>	588.50
BM24481	Miscellaneous: Attachment Bar and Hitch Kit <i>Fits Z235 & Z255 models only (Serial # 130001-).</i>	148.73
BM24485	Ballast Bracket Kit <i>Fits Z235 & Z255 models only (Serial # 130001-).</i>	99.99
AM36786	Battery Charger (110 Volt)	See Parts
BM24357	Headlight Kit <i>Fits Z235 & Z255 models only (Serial # 130001-).</i>	299.60
LG276	Home Maintenance Kit <i>(Serial # 130001-)</i>	See Parts

JOHN DEERE COMMERCIAL PRODUCTS
RESIDENTIAL ZERO-TURN-RADIUS MOWERS

**Z235 EZtrak Residential Zero-Turn-Radius Mower with 42 In. Edge Deck, California
Model**
Continued

CODE	ATTACHMENT IDENTIFIER	DESCRIPTION	SUGGESTED LIST PRICE USD (\$)
		ATTACHMENTS FOR FIELD CONVERSION Continued...	
	AM143587	Seat Slide Kit <i>Fits Z235 & Z255 models only (Serial # 130001-).</i>	See Parts
	BM24486	Traction Mat Kit <i>Fits Z235 & Z255 models only (Serial # 130001-).</i>	39.99
	BM24458	Mower Deck and Mower Deck Attachments: 42 In. Edge Deck <i>(Serial # 130001-)</i>	695.50
	AM141031	Blade Kit (42, 3-N-1, Starlock)	See Parts
	AM141034	Blade Kit (42X, Bagging)	See Parts
	AM141033	Blade Kit (42X, Mulching)	See Parts
	AM141032	Blade Kit (42X, Side Discharge)	See Parts
	BM24259	Foot Lift Kit <i>Fits Z235 & Z255 models only (Serial # 130001-).</i>	56.71
	BM20505	Front Blowout Baffle for 42 In. Mower (42C/42X)	38.51
	AM130907	Mower Deck Leveling Gauge	See Parts
	BM21816	Mulch Kit (42 In. or 42X) <i>For 100's, L100's, LT, SST, X300's, EZtrak, D100's</i>	99.51
	LP98107	Order Zone: Protective Cover	In Catalog
	BM24474	Spanish North American Kit: Spanish Label & Owner's Manual Kit <i>For Model Year 2013 (Serial # 130001-).</i>	90.96

EXTENDED WARRANTY - RESIDENTIAL OWNERS/USE

Visit <http://www.JohnDeere.com/ServicePlans> for more information on John Deere Service Contracts. May not be Available in Parts of the U.S., Not Available in Canada. Price may vary due to driving distance and/or time from machine to dealership location.

John Deere Extended Service Plan - 3-Year Option
*3-year extended service plan. (1 year of extended service protection);
3-years of warranty transportation.* 199.99

John Deere Extended Service Plan - 4-Year Option
*4-year extended service plan. (2 years of extended service protection);
4-years of warranty transportation.* 249.99

JOHN DEERE COMMERCIAL PRODUCTS
RESIDENTIAL ZERO-TURN-RADIUS MOWERS

Z255 EZtrak Residential Zero-Turn-Radius Mower with 48 In. Edge Deck - US Only
Equipment for Base Machine

ENGINE: 22 Horsepower * V-Twin Design Cast Iron Cylinder Liners Full Pressure Lubrication with Replaceable Oil Filter Air Cooled EDGE CUTTING SYSTEM: 48 In. Side Discharge .25 In. Cut Height Increments 1 to 4 In. Cutting Heights 4 Point Mounting System Deck Transport Position Mulch Capable Wash Port FUEL SYSTEM: 2.1 U.S. Gallon Fuel Tank Capacity Gasoline ELECTRICAL SYSTEM: 12 Volt Battery 195 CCA Battery Hour Meter	Seat/PTO Interlock Switches Electric Mower/Implement PTO Drive Clutch TRANSMISSION: Hydro-Gear EZT 7.0 mph Forward, 3.5 mph Reverse Travel Speed Twin Stick Speed & Direction Control Levers Tow Valves Zero Turning Radius Easy Access Tracking Adjustment TIRES: 11X4.0-4 Front Caster Wheel Tires 18X8.5-8 Rear Turf Drive Tires SEAT: 15 In. High Back Seat with Spring Suspension and Adjustable Armrests 3 In. Seat Adjustment Travel MISCELLANEOUS:	Cup Holder Covered Storage Compartment Flip up Foot Platform for Easy Service Access 18 Position Adjustable Motion Control Levers Dry Weight--500 lbs. *Engine HP is Provided by the Engine Manufacturer to be Used for Comparison Purposes Only, Actual Operating HP will be Less. Refer to the Engine Manufacturer's Web Site for Additional Information
---	--	---

CODE	ATTACHMENT IDENTIFIER	DESCRIPTION	SUGGESTED LIST PRICE USD (\$)
------	--------------------------	-------------	-------------------------------------

Select One Code From Each Required Category

Z255 EZtrak

F.O.B. Janesville, Wisconsin

5450M	Z255 EZtrak Residential Zero-Turn-Radius Mower with 48 In. Edge Deck - US Only	2,999.00
-------	--	----------

DESTINATION

001A	United States and Canada	In Base Price
001C	Australia and New Zealand	Same Price
0245	Guam	Same Price
001D	All Other Countries	Same Price

ATTACHMENTS FOR FIELD CONVERSION

AM123168	Engine: Spark Arrestor Kit	See Parts
BM24384	Material Collection System Hoppers: 6.5 Bushel Hopper, Ballast, and Chute for 48 In. Decks <i>Fits Z255 models only (Serial # 130001-)</i>	588.50
BM24481	Miscellaneous: Attachment Bar and Hitch Kit <i>Fits Z235 & Z255 models only (Serial # 130001-).</i>	148.73

JOHN DEERE COMMERCIAL PRODUCTS
RESIDENTIAL ZERO-TURN-RADIUS MOWERS

Z255 EZtrak Residential Zero-Turn-Radius Mower with 48 In. Edge Deck - US Only
Continued

CODE	ATTACHMENT IDENTIFIER	DESCRIPTION	SUGGESTED LIST PRICE USD (\$)
		ATTACHMENTS FOR FIELD CONVERSION Continued...	
	BM24485	Ballast Bracket Kit <i>Fits Z235 & Z255 models only (Serial # 130001-).</i>	99.99
	AM36786	Battery Charger (110 Volt)	See Parts
	BM24357	Headlight Kit <i>Fits Z235 & Z255 models only (Serial # 130001-).</i>	299.60
	LG276	Home Maintenance Kit <i>(Serial # 130001-)</i>	See Parts
	AM143587	Seat Slide Kit <i>Fits Z235 & Z255 models only (Serial # 130001-).</i>	See Parts
	BM24486	Traction Mat Kit <i>Fits Z235 & Z255 models only (Serial # 130001-).</i>	39.99
		Mower Deck and Mower Deck Attachments:	
	BG20470	48" Mower Deck Blowout Kit	49.21
	BM24457	48TD In. Edge Deck <i>(Serial # 130001-)</i>	920.20
	AM141035	Blade Kit (48X, 3-N-1, Starlock)	See Parts
	AM141036	Blade Kit, (48X, Bagging, Starlock)	See Parts
	BM24259	Foot Lift Kit <i>Fits Z235 & Z255 models only (Serial # 130001-).</i>	56.71
	AM130907	Mower Deck Leveling Gauge	See Parts
	GY20417	Mulch Cover (48 In.)	See Parts
		Order Zone:	
	LP98107	Protective Cover	In Catalog
		Spanish North American Kit:	
	BM24474	Spanish Label & Owner's Manual Kit <i>For Model Year 2013 (Serial # 130001-).</i>	90.96

EXTENDED WARRANTY - RESIDENTIAL OWNERS/USE

Visit <http://www.JohnDeere.com/ServicePlans> for more information on John Deere Service Contracts. May not be Available in Parts of the U.S., Not Available in Canada. Price may vary due to driving distance and/or time from machine to dealership location.

John Deere Extended Service Plan - 3-Year Option <i>3-year extended service plan. (1 year of extended service protection); 3-years of warranty transportation.</i>	199.99
---	--------

John Deere Extended Service Plan - 4-Year Option <i>4-year extended service plan. (2 years of extended service protection); 4-years of warranty transportation.</i>	249.99
--	--------

JOHN DEERE COMMERCIAL PRODUCTS
RESIDENTIAL ZERO-TURN-RADIUS MOWERS

Z255 EZtrak Residential Zero-Turn-Radius Mower with 48 In. Edge Deck - US Only
Continued

JOHN DEERE COMMERCIAL PRODUCTS
RESIDENTIAL ZERO-TURN-RADIUS MOWERS

Z255 EZtrak Residential Zero-Turn-Radius Mower with 48 In. Edge Deck, California Model

Equipment for Base Machine

ENGINE:	Seat/PTO Interlock Switches	Cup Holder
22 Horsepower *	Electric Mower/Implement PTO	Covered Storage Compartment
V-Twin Design	Drive Clutch	Flip up Foot Platform for Easy Service Access
Cast Iron Cylinder Liners	TRANSMISSION:	18 Position Adjustable Motion Control Levers
Full Pressure Lubrication with Replaceable Oil Filter	Hydro-Gear EZT	Dry Weight--500 lbs.
Air Cooled	7.0 mph Forward, 3.5 mph Reverse Travel Speed	*Engine HP is Provided by the Engine Manufacturer to be Used for Comparison Purposes Only, Actual Operating HP will be Less. Refer to the Engine Manufacturer's Web Site for Additional Information
EDGE CUTTING SYSTEM:	Twin Stick Speed & Direction Control Levers	
48 In. Side Discharge	Tow Valves	
.25 In. Cut Height Increments	Zero Turning Radius	
1 to 4 In. Cutting Heights	Easy Access Tracking Adjustment	
4 Point Mounting System	TIRES:	
Deck Transport Position	11X4.0-4 Front Caster Wheel Tires	
Mulch Capable	18X8.5-8 Rear Turf Drive Tires	
Wash Port	SEAT:	
FUEL SYSTEM:	15 In. High Back Seat with Spring Suspension and Adjustable Armrests	
2.1 U.S. Gallon Fuel Tank Capacity	3 In. Seat Adjustment Travel	
Gasoline	MISCELLANEOUS:	
ELECTRICAL SYSTEM:		
12 Volt Battery		
195 CCA Battery		
Hour Meter		

CODE	ATTACHMENT IDENTIFIER	DESCRIPTION	SUGGESTED LIST PRICE USD (\$)
------	-----------------------	-------------	-------------------------------

Select One Code From Each Required Category

Z255 EZtrak

F.O.B. Janesville, Wisconsin

5451M	Z255 EZtrak Residential Zero-Turn-Radius Mower with 48 In. Edge Deck, California Model	2,999.00
-------	--	----------

ATTACHMENTS FOR FIELD CONVERSION

AM123168	Engine: Spark Arrestor Kit	See Parts
BM24384	Material Collection System Hoppers: 6.5 Bushel Hopper, Ballast, and Chute for 48 In. Decks <i>Fits Z255 models only (Serial # 130001-)</i>	588.50
BM24481	Miscellaneous: Attachment Bar and Hitch Kit <i>Fits Z235 & Z255 models only (Serial # 130001-).</i>	148.73
BM24485	Ballast Bracket Kit <i>Fits Z235 & Z255 models only (Serial # 130001-).</i>	99.99
AM36786	Battery Charger (110 Volt)	See Parts
BM24357	Headlight Kit <i>Fits Z235 & Z255 models only (Serial # 130001-).</i>	299.60
LG276	Home Maintenance Kit <i>(Serial # 130001-)</i>	See Parts

JOHN DEERE COMMERCIAL PRODUCTS
RESIDENTIAL ZERO-TURN-RADIUS MOWERS

**Z255 EZtrak Residential Zero-Turn-Radius Mower with 48 In. Edge Deck, California
Model**
Continued

CODE	ATTACHMENT IDENTIFIER	DESCRIPTION	SUGGESTED LIST PRICE USD (\$)
		ATTACHMENTS FOR FIELD CONVERSION Continued...	
	AM143587	Seat Slide Kit <i>Fits Z235 & Z255 models only (Serial # 130001-).</i>	See Parts
	BM24486	Traction Mat Kit <i>Fits Z235 & Z255 models only (Serial # 130001-).</i>	39.99
		Mower Deck and Mower Deck Attachments:	
	BG20470	48" Mower Deck Blowout Kit	49.21
	BM24457	48TD In. Edge Deck <i>(Serial # 130001-)</i>	920.20
	AM141035	Blade Kit (48X, 3-N-1, Starlock)	See Parts
	AM141036	Blade Kit, (48X, Bagging, Starlock)	See Parts
	BM24259	Foot Lift Kit <i>Fits Z235 & Z255 models only (Serial # 130001-).</i>	56.71
	AM130907	Mower Deck Leveling Gauge	See Parts
	GY20417	Mulch Cover (48 In.)	See Parts
		Order Zone:	
	LP98107	Protective Cover	In Catalog
		Spanish North American Kit:	
	BM24474	Spanish Label & Owner's Manual Kit <i>For Model Year 2013 (Serial # 130001-).</i>	90.96

EXTENDED WARRANTY - RESIDENTIAL OWNERS/USE

Visit <http://www.JohnDeere.com/ServicePlans> for more information on John Deere Service Contracts. May not be Available in Parts of the U.S., Not Available in Canada. Price may vary due to driving distance and/or time from machine to dealership location.

John Deere Extended Service Plan - 3-Year Option <i>3-year extended service plan. (1 year of extended service protection); 3-years of warranty transportation.</i>	199.99
John Deere Extended Service Plan - 4-Year Option <i>4-year extended service plan. (2 years of extended service protection); 4-years of warranty transportation.</i>	249.99

JOHN DEERE COMMERCIAL PRODUCTS
RESIDENTIAL ZERO-TURN-RADIUS MOWERS

Z425 EZtrak Residential Zero-Turn-Radius Mower with 48 In. Edge Deck - US & Canada

Equipment for Base Machine

ENGINE:
 22 Horsepower *
 V-Twin Design
 Cast Iron Cylinder Liners
 Full Pressure Lubrication with
 Replaceable Oil Filter
 Air Cooled
 EDGE CUTTING SYSTEM:
 48 In. Side Discharge
 .25 In. Cut Height Increments
 1 to 4 In. Cutting Heights
 4 Point Mounting System
 Deck Transport Position
 Mulch Capable
 Wash Port
 FUEL SYSTEM:
 3.5 U.S. Gallon Fuel Tank
 Capacity
 Gasoline
 ELECTRICAL SYSTEM:
 12 Volt Battery
 195 CCA Battery
 Hour Meter

Seat/PTO Interlock Switches
 Electric Mower/Implement PTO
 Drive Clutch
 TRANSMISSION:
 Tuff-Torg T2T7-D
 8.5 mph Forward, 4.0 mph Reverse
 Travel Speed
 Twin Stick Speed & Direction
 Control Levers
 Tow Valves
 Zero Turning Radius
 Easy Access Tracking Adjustmen
 TIRES:
 13X5.0-6 Front Caster Wheel
 Tires
 22X9.5-10 Rear Turf Drive
 Tires
 SEAT:
 15 In. High Back Seat with
 Spring Suspension and
 Adjustable Armrests
 3 In. Seat Adjustment Travel
 MISCELLANEOUS:

2 Cup Holders
 Storage Compartment
 Flip up Foot Platform for Easy
 Service Access
 15 Position Adjustable Motion
 Control Levers
 Dry Weight--645 lbs.
 *Engine HP is Provided by the
 Engine Manufacturer to be Used
 for Comparison Purposes Only,
 Actual Operating HP will be
 Less. Refer to the Engine
 Manufacturer's Web Site for
 Additional Information

CODE	ATTACHMENT IDENTIFIER	DESCRIPTION	SUGGESTED LIST PRICE USD (\$)
------	-----------------------	-------------	-------------------------------

Select One Code From Each Required Category

Z425 EZtrak

F.O.B. Janesville, Wisconsin

498BM	Z425 EZtrak Residential Zero-Turn-Radius Mower with 48 In. Edge Deck - US & Canada	3,899.00
-------	--	----------

DESTINATION

001A	United States and Canada	In Base Price
001C	Australia and New Zealand	Same Price
0195	Mexico	Same Price
0245	Guam	Same Price
001D	All Other Countries	Same Price

ATTACHMENTS FOR FIELD CONVERSION

AM123168	Engine: Spark Arrestor Kit	See Parts
BM23634	Material Collection System Hoppers: 6.5 Bushel Hopper Assembly <i>Requires Power Flow Blower and Chute.</i>	480.43
BM22797	6.5 Bushel hopper and chute Assembly <i>Fits 2010 and earlier models only (Serial #-099999)</i>	480.43

JOHN DEERE COMMERCIAL PRODUCTS
RESIDENTIAL ZERO-TURN-RADIUS MOWERS

Z425 EZtrak Residential Zero-Turn-Radius Mower with 48 In. Edge Deck - US & Canada
Continued

CODE	ATTACHMENT IDENTIFIER	DESCRIPTION	SUGGESTED LIST PRICE USD (\$)
ATTACHMENTS FOR FIELD CONVERSION Continued...			
		Material Collection System Power Flow Blowers:	
	BM21871	HP Power Flow Blower Assembly for 48X Mower	558.54
		Material Collection System Power Flow/Rear Bagger Chutes:	
	BM21681	Power Flow Chute (7 bu.) <i>For 48C, 48X, 54C or 54X Series Blowers.</i>	114.49
		Miscellaneous:	
	AM36786	Battery Charger (110 Volt)	See Parts
	BM22568	EZtrak Special Edition Kit <i>Contains: bumper, rear hitch, & foot rest extensions.</i>	157.29
	AM137437	Foot Rest Extensions	See Parts
	BM22808	Headlight Kit <i>Fits 2010 and earlier models only (Serial # -100000).</i>	111.29
	BM23575	Headlight Kit <i>Fits 2011 and later models only (Serial # 100001-)</i>	128.40
	LG264	Home Maintenance Kit <i>(Serial # 040001-100000)</i>	See Parts
	LG268	Home Maintenance Kit <i>(Serial # 100001-)</i>	See Parts
	LG263	Home Maintenance Kit <i>(Serial # -040000)</i>	See Parts
	AM137380	Rear Bumper	See Parts
	AM137381	Rear Hitch	See Parts
		Mower Deck and Mower Deck Attachments:	
	BM23703	48 In Edge Deck <i>(Serial # 100001-)</i>	973.70
	BM23407	48 In. Edge Deck <i>(Serial # -100000)</i>	973.70
	AM133764	Anti-Blowout Kit (48C)	See Parts
	BM22970	Foot Lift Kit <i>Fits Serial #100001-.</i>	96.30
	BM22596	Front Roller Kit (48C) <i>Fits Z425 and Z445 (Serial # 010001-).</i>	55.64
	BM19894	Leaf Bagging Kit (48C/48X Mower) <i>Contains Three Bolt-on Deck Lips for Improved Bagging of Leaves.</i>	99.51
	AM130907	Mower Deck Leveling Gauge	See Parts
	BM20007	Mulch Kit (48C/48X)	157.29

Order Zone:

JOHN DEERE COMMERCIAL PRODUCTS
RESIDENTIAL ZERO-TURN-RADIUS MOWERS

Z425 EZtrak Residential Zero-Turn-Radius Mower with 48 In. Edge Deck - US & Canada
Continued

CODE	ATTACHMENT IDENTIFIER	DESCRIPTION	SUGGESTED LIST PRICE USD (\$)
		ATTACHMENTS FOR FIELD CONVERSION Continued...	
	LP36199	15 Gallon Sprayer	In Catalog
	LP1500	Floor Mat	In Catalog
	LP1000	Grass Groomer - Lawn Striping Kit	In Catalog
	LP98107	Protective Cover	In Catalog
	BM24474	Spanish North American Kit: Spanish Label & Owner's Manual Kit <i>For Model Year 2013 (Serial # 130001-).</i>	90.96
 EXTENDED WARRANTY - RESIDENTIAL OWNERS/USE			
<i>Visit http://www.JohnDeere.com/ServicePlans for more information on John Deere Service Contracts. May not be Available in Parts of the U.S., Not Available in Canada. Price may vary due to driving distance and/or time from machine to dealership location.</i>			
		John Deere Extended Service Plan - 3-Year Option <i>3-year extended service plan. (1 year of extended service protection); 3-years of warranty transportation.</i>	249.99
		John Deere Extended Service Plan - 4-Year Option <i>4-year extended service plan. (2 years of extended service protection); 4-years of warranty transportation.</i>	289.99

JOHN DEERE COMMERCIAL PRODUCTS
RESIDENTIAL ZERO-TURN-RADIUS MOWERS

Z425 EZtrak Residential Zero-Turn-Radius Mower with 54 In. Edge Deck - US & Canada

Equipment for Base Machine

ENGINE:	Electric Mower/Implement PTO	Floor Mat
22 Horsepower *	Drive Clutch	Flip up Foot Platform for Easy
V-Twin Design	TRANSMISSION:	Service Access
Cast Iron Cylinder Liners	Tuff-Torq T2T7-D	15 Position Adjustable Motion
Full Pressure Lubrication with	8.5 mph Forward, 4.0 mph Reverse	Control Levers
Replaceable Oil Filter	Travel Speed	Dry Weight--660 lbs.
Air Cooled	Twin Stick Speed & Direction	*Engine HP is Provided by the
EDGE CUTTING SYSTEM:	Control Levers	Engine Manufacturer to be Used
54 In. Side Discharge	Tow Valves	for Comparison Purposes Only,
.25 In. Cut Height Increments	Zero Turning Radius	Actual Operating HP will be
1 to 4 In. Cutting Heights	Easy Access Tracking Adjustment	Less. Refer to the Engine
4 Point Mounting System	TIRES:	Manufacturer's Web Site for
Deck Transport Position	13X5.0-6 Front Caster Wheel	Additional Information
Mulch Capable	Tires	
Wash Port	22X9.5-10 Rear Turf Drive	
FUEL SYSTEM:	Tires	
3.5 U.S. Gallon Fuel Tank	SEAT:	
Capacity	15 In. High Back Seat with	
Gasoline	Spring Suspension and	
ELECTRICAL SYSTEM:	Adjustable Armrests	
12 Volt Battery	3 In. Seat Adjustment Travel	
195 CCA Battery	MISCELLANEOUS:	
Hour Meter	2 Cup Holders	
Seat/PTO Interlock Switches	Storage Compartment	

CODE	ATTACHMENT IDENTIFIER	DESCRIPTION	SUGGESTED LIST PRICE USD (\$)
------	-----------------------	-------------	-------------------------------

Select One Code From Each Required Category

Z425 EZtrak

F.O.B. Janesville, Wisconsin

498DM	Z425 EZtrak Residential Zero-Turn-Radius Mower with 54 In. Edge Deck - US & Canada	3,999.00
-------	--	----------

DESTINATION

001A	United States and Canada	In Base Price
001C	Australia and New Zealand	Same Price
0245	Guam	Same Price
001D	All Other Countries	Same Price

ATTACHMENTS FOR FIELD CONVERSION

AM123168	Engine: Spark Arrestor Kit	See Parts
BM23634	Material Collection System Hoppers: 6.5 Bushel Hopper Assembly <i>Requires Power Flow Blower and Chute.</i>	480.43
BM22797	6.5 Bushel hopper and chute Assembly <i>Fits 2010 and earlier models only (Serial #-099999)</i>	480.43

Material Collection System Power Flow Blowers:

JOHN DEERE COMMERCIAL PRODUCTS
RESIDENTIAL ZERO-TURN-RADIUS MOWERS

Z425 EZtrak Residential Zero-Turn-Radius Mower with 54 In. Edge Deck - US & Canada
Continued

CODE	ATTACHMENT IDENTIFIER	DESCRIPTION	SUGGESTED LIST PRICE USD (\$)
		ATTACHMENTS FOR FIELD CONVERSION Continued...	
	BM21873	HP Power Flow Blower Assembly for 54X Mower	558.54
	BM21681	Material Collection System Power Flow/Rear Bagger Chutes: Power Flow Chute (7 bu.) <i>For 48C, 48X, 54C or 54X Series Blowers.</i>	114.49
	AM36786	Miscellaneous: Battery Charger (110 Volt)	See Parts
	BM22568	EZtrak Special Edition Kit <i>Contains: bumper, rear hitch, & foot rest extensions.</i>	157.29
	AM137437	Foot Rest Extensions	See Parts
	BM22808	Headlight Kit <i>Fits 2010 and earlier models only (Serial # -100000).</i>	111.29
	BM23575	Headlight Kit <i>Fits 2011 and later models only (Serial # 100001-)</i>	128.40
	LG264	Home Maintenance Kit <i>(Serial # 040001-100000)</i>	See Parts
	LG268	Home Maintenance Kit <i>(Serial # 100001-)</i>	See Parts
	LG263	Home Maintenance Kit <i>(Serial # -040000)</i>	See Parts
	AM137380	Rear Bumper	See Parts
	AM137381	Rear Hitch	See Parts
	BM23705	Mower Deck and Mower Deck Attachments: 54 In Edge Deck <i>(Serial # 100001-)</i>	1,162.01
	BM23404	54 In. Edge Deck <i>(Serial # -060000 and 080001-100000)</i>	1,162.01
	AM133765	Anti-Blowout Kit (54C)	See Parts
	BM22970	Foot Lift Kit <i>Fits Serial #100001-.</i>	96.30
	BM22595	Front Roller Kit (54C) <i>Fits Z425 and Z445 (Serial # 010001-060000).</i>	48.16
	BM20985	Leaf Bagging Kit (54C/54X Mower) <i>Contains Three Bolt-on Deck Lips for Improved Bagging of Leaves.</i>	124.11
	AM130907	Mower Deck Leveling Gauge	See Parts
	BM20827	Mulch Kit (54C/54D/54X)	212.93

Order Zone:

JOHN DEERE COMMERCIAL PRODUCTS
RESIDENTIAL ZERO-TURN-RADIUS MOWERS

Z425 EZtrak Residential Zero-Turn-Radius Mower with 54 In. Edge Deck - US & Canada
Continued

CODE	ATTACHMENT IDENTIFIER	DESCRIPTION	SUGGESTED LIST PRICE USD (\$)
		ATTACHMENTS FOR FIELD CONVERSION Continued...	
	LP36199	15 Gallon Sprayer	In Catalog
	LP1500	Floor Mat	In Catalog
	LP1000	Grass Groomer - Lawn Striping Kit	In Catalog
	LP98107	Protective Cover	In Catalog
	BM24474	Spanish North American Kit: Spanish Label & Owner's Manual Kit <i>For Model Year 2013 (Serial # 130001-).</i>	90.96

EXTENDED WARRANTY - RESIDENTIAL OWNERS/USE

Visit <http://www.JohnDeere.com/ServicePlans> for more information on John Deere Service Contracts. May not be Available in Parts of the U.S., Not Available in Canada. Price may vary due to driving distance and/or time from machine to dealership location.

John Deere Extended Service Plan - 3-Year Option 249.99
3-year extended service plan. (1 year of extended service protection); 3-years of warranty transportation.

John Deere Extended Service Plan - 4-Year Option 289.99
4-year extended service plan. (2 years of extended service protection); 4-years of warranty transportation.

JOHN DEERE COMMERCIAL PRODUCTS
RESIDENTIAL ZERO-TURN-RADIUS MOWERS

Z425 EZtrak Residential Zero-Turn-Radius Mower with 54 In. Edge Deck, California Model

Equipment for Base Machine

ENGINE:	Electric Mower/Implement PTO	Floor Mat
22 Horsepower *	Drive Clutch	Flip up Foot Platform for Easy
V-Twin Design	AUTOMATIC TRANSMISSION:	Service Access
Cast Iron Cylinder Liners	Tuff-Torq TZT7-D	15 Position Adjustable Motion
Full Pressure Lubrication with	8.5 mph Forward, 4.0 mph Reverse	Control Levers
Replaceable Oil Filter	Travel Speed	Dry Weight--660 lbs.
Air Cooled	Twin Stick Speed & Direction	*Engine HP is Provided by the
EDGE CUTTING SYSTEM:	Control Levers	Engine Manufacturer to be Used
54 In. Side Discharge	Tow Valves	for Comparison Purposes Only,
.25 In. Cut Height Increments	Zero Turning Radius	Actual Operating HP will be
1 to 4 In. Cutting Heights	Easy Access Tracking Adjustment	Less. Refer to the Engine
4 Point Mounting System	TIRES:	Manufacturer's Web Site for
Deck Transport Position	13X5.0-6 Front Caster Wheel	Additional Information
Mulch Capable	Tires	
Wash Port	22X9.5-10 Rear Turf Drive	
FUEL SYSTEM:	Tires	
3.5 U.S. Gallon Fuel Tank	SEAT:	
Capacity	15 In. High Back Seat with	
Gasoline	Spring Suspension and	
ELECTRICAL SYSTEM:	Adjustable Armrests	
12 Volt Battery	3 In. Seat Adjustment Travel	
195 CCA Battery	MISCELLANEOUS:	
Hour Meter	2 Cup Holders	
Seat/PTO Interlock Switches	Storage Compartment	

CODE	ATTACHMENT IDENTIFIER	DESCRIPTION	SUGGESTED LIST PRICE USD (\$)
------	-----------------------	-------------	-------------------------------

Select One Code From Each Required Category

Z425 EZtrak

F.O.B. Janesville, Wisconsin

498EM	Z425 EZtrak Residential Zero-Turn-Radius Mower with 54 In. Edge Deck, California Model	3,999.00
-------	--	----------

ATTACHMENTS FOR FIELD CONVERSION

AM123168	Engine: Spark Arrestor Kit	See Parts
BM23634	Material Collection System Hoppers: 6.5 Bushel Hopper Assembly <i>Requires Power Flow Blower and Chute.</i>	480.43
BM22797	6.5 Bushel hopper and chute Assembly <i>Fits 2010 and earlier models only (Serial #-099999)</i>	480.43
BM21873	Material Collection System Power Flow Blowers: HP Power Flow Blower Assembly for 54X Mower	558.54
BM21681	Material Collection System Power Flow/Rear Bagger Chutes: Power Flow Chute (7 bu.) <i>For 48C, 48X, 54C or 54X Series Blowers.</i>	114.49
AM36786	Miscellaneous: Battery Charger (110 Volt)	See Parts

JOHN DEERE COMMERCIAL PRODUCTS
RESIDENTIAL ZERO-TURN-RADIUS MOWERS

Z425 EZtrak Residential Zero-Turn-Radius Mower with 54 In. Edge Deck, California Model
Continued

CODE	ATTACHMENT IDENTIFIER	DESCRIPTION	SUGGESTED LIST PRICE USD (\$)
		ATTACHMENTS FOR FIELD CONVERSION Continued...	
	BM22568	EZtrak Special Edition Kit <i>Contains: bumper, rear hitch, & foot rest extensions.</i>	157.29
	AM137437	Foot Rest Extensions	See Parts
	BM22808	Headlight Kit <i>Fits 2010 and earlier models only (Serial # -100000).</i>	111.29
	BM23575	Headlight Kit <i>Fits 2011 and later models only (Serial # 100001-)</i>	128.40
	LG264	Home Maintenance Kit <i>(Serial # 040001-100000)</i>	See Parts
	LG268	Home Maintenance Kit <i>(Serial # 100001-)</i>	See Parts
	LG263	Home Maintenance Kit <i>(Serial # -040000)</i>	See Parts
	AM137380	Rear Bumper	See Parts
	AM137381	Rear Hitch	See Parts
		Mower Deck and Mower Deck Attachments:	
	BM23705	54 In Edge Deck <i>(Serial # 100001-)</i>	1,162.01
	BM23404	54 In. Edge Deck <i>(Serial # -060000 and 080001-100000)</i>	1,162.01
	AM133765	Anti-Blowout Kit (54C)	See Parts
	BM22970	Foot Lift Kit <i>Fits Serial #100001-.</i>	96.30
	BM22595	Front Roller Kit (54C) <i>Fits Z425 and Z445 (Serial # 010001-060000).</i>	48.16
	BM20985	Leaf Bagging Kit (54C/54X Mower) <i>Contains Three Bolt-on Deck Lips for Improved Bagging of Leaves.</i>	124.11
	AM130907	Mower Deck Leveling Gauge	See Parts
	BM20827	Mulch Kit (54C/54D/54X)	212.93
		Order Zone:	
	LP36199	15 Gallon Sprayer	In Catalog
	LP1500	Floor Mat	In Catalog
	LP1000	Grass Groomer - Lawn Striping Kit	In Catalog
	LP98107	Protective Cover	In Catalog

Spanish North American Kit:

JOHN DEERE COMMERCIAL PRODUCTS
RESIDENTIAL ZERO-TURN-RADIUS MOWERS

**Z425 EZtrak Residential Zero-Turn-Radius Mower with 54 In. Edge Deck, California
Model**
Continued

CODE	ATTACHMENT IDENTIFIER	DESCRIPTION	SUGGESTED LIST PRICE USD (\$)
		ATTACHMENTS FOR FIELD CONVERSION Continued...	
	BM24474	Spanish Label & Owner's Manual Kit <i>For Model Year 2013 (Serial # 130001-).</i>	90.96
		EXTENDED WARRANTY - RESIDENTIAL OWNERS/USE	
		<i>Visit http://www.JohnDeere.com/ServicePlans for more information on John Deere Service Contracts. May not be Available in Parts of the U.S., Not Available in Canada. Price may vary due to driving distance and/or time from machine to dealership location.</i>	
		John Deere Extended Service Plan - 3-Year Option <i>3-year extended service plan. (1 year of extended service protection); 3-years of warranty transportation.</i>	249.99
		John Deere Extended Service Plan - 4-Year Option <i>4-year extended service plan. (2 years of extended service protection); 4-years of warranty transportation.</i>	289.99

JOHN DEERE COMMERCIAL PRODUCTS
RESIDENTIAL ZERO-TURN-RADIUS MOWERS

Z445 EZtrak Residential Zero-Turn-Radius Mower with 48 In. Edge Deck - US & Canada

Equipment for Base Machine

ENGINE:
 27 Horsepower *
 Engine
 V-Twin Design
 Cast Iron Cylinder Liners
 Full Pressure Lubrication with
 Replaceable Oil Filter
 Air Cooled
 EDGE CUTTING SYSTEM:
 48 In. Side Discharge
 .25 In. Cut Height Increments
 1 to 4 In. Cutting Heights
 4 Point Mounting System
 Deck Transport Position
 Mulch Capable
 Wash Port
 FUEL SYSTEM:
 3.5 U.S. Gallon Fuel Tank
 Capacity
 Gasoline
 ELECTRICAL SYSTEM:
 12 Volt Battery
 195 CCA Battery
 Hour Meter

Seat/PTO Interlock Switches
 Electric Mower/Implement PTO
 Drive Clutch
 TRANSMISSION:
 Tuff-Torg T2T7-D
 8.5 mph Forward, 4.0 mph Reverse
 Travel Speed
 Twin Stick Speed & Direction
 Control Levers
 Tow Valves
 Zero Turning Radius
 Easy Access Tracking Adjustment
 TIRES:
 13X5.0-6 Front Caster Wheel
 Tires
 22X9.5-10 Rear Turf Drive
 Tires
 SEAT:
 17 In. High Back Seat with
 Spring Suspension and
 Adjustable Armrests
 3 In. Seat Adjustment Travel
 MISCELLANEOUS:
 2 Cup Holders

Storage Compartment
 Floor Mat
 Flip up Foot Platform for Easy
 Service Access
 15 Position Adjustable Motion
 Control Levers
 Dry Weight--665 lbs.
 *Engine HP is Provided by the
 Engine Manufacturer to be Used
 for Comparison Purposes Only,
 Actual Operating HP will be
 Less. Refer to the Engine
 Manufacturer's Web Site for
 Additional Information

CODE	ATTACHMENT IDENTIFIER	DESCRIPTION	SUGGESTED LIST PRICE USD (\$)
------	-----------------------	-------------	-------------------------------

Select One Code From Each Required Category

Z445 EZtrak

F.O.B. Janesville, Wisconsin

4998M	Z445 EZtrak Residential Zero-Turn-Radius Mower with 48 In. Edge Deck - US & Canada	4,699.00
-------	--	----------

DESTINATION

001A	United States and Canada	In Base Price
001C	Australia and New Zealand	Same Price
0245	Guam	Same Price
001D	All Other Countries	Same Price

ATTACHMENTS FOR FIELD CONVERSION

AM123168	Engine: Spark Arrestor Kit	See Parts
BM23634	Material Collection System Hoppers: 6.5 Bushel Hopper Assembly <i>Requires Power Flow Blower and Chute.</i>	480.43
BM22797	6.5 Bushel hopper and chute Assembly <i>Fits 2010 and earlier models only (Serial #-099999)</i>	480.43

Material Collection System Power Flow Blowers:

JOHN DEERE COMMERCIAL PRODUCTS
RESIDENTIAL ZERO-TURN-RADIUS MOWERS

Z445 EZtrak Residential Zero-Turn-Radius Mower with 48 In. Edge Deck - US & Canada
Continued

CODE	ATTACHMENT IDENTIFIER	DESCRIPTION	SUGGESTED LIST PRICE USD (\$)
		ATTACHMENTS FOR FIELD CONVERSION Continued...	
	BM21871	HP Power Flow Blower Assembly for 48X Mower	558.54
	BM21681	Material Collection System Power Flow/Rear Bagger Chutes: Power Flow Chute (7 bu.) <i>For 48C, 48X, 54C or 54X Series Blowers.</i>	114.49
	AM36786	Miscellaneous: Battery Charger (110 Volt)	See Parts
	BM22568	EZtrak Special Edition Kit <i>Contains: bumper, rear hitch, & foot rest extensions.</i>	157.29
	AM137437	Foot Rest Extensions	See Parts
	BM22808	Headlight Kit <i>Fits 2010 and earlier models only (Serial # -100000).</i>	111.29
	BM23575	Headlight Kit <i>Fits 2011 and later models only (Serial # 100001-)</i>	128.40
	LG249	Home Maintenance Kit <i>(Serial # -100000)</i>	See Parts
	LG269	Home Maintenance Kit <i>(Serial # 100001-)</i>	See Parts
	AM137380	Rear Bumper	See Parts
	AM137381	Rear Hitch	See Parts
	BM23703	Mower Deck and Mower Deck Attachments: 48 In Edge Deck <i>(Serial # 100001-)</i>	973.70
	BM23407	48 In. Edge Deck <i>(Serial # -100000)</i>	973.70
	AM133764	Anti-Blowout Kit (48C)	See Parts
	BM22970	Foot Lift Kit <i>Fits Serial #100001-.</i>	96.30
	BM22596	Front Roller Kit (48C) <i>Fits Z425 and Z445 (Serial # 010001-).</i>	55.64
	BM19894	Leaf Bagging Kit (48C/48X Mower) <i>Contains Three Bolt-on Deck Lips for Improved Bagging of Leaves.</i>	99.51
	AM130907	Mower Deck Leveling Gauge	See Parts
	BM20007	Mulch Kit (48C/48X)	157.29
	LP36199	Order Zone: 15 Gallon Sprayer	In Catalog
	LP1500	Floor Mat	In Catalog

JOHN DEERE COMMERCIAL PRODUCTS
RESIDENTIAL ZERO-TURN-RADIUS MOWERS

Z445 EZtrak Residential Zero-Turn-Radius Mower with 48 In. Edge Deck - US & Canada
Continued

CODE	ATTACHMENT IDENTIFIER	DESCRIPTION	SUGGESTED LIST PRICE USD (\$)
		ATTACHMENTS FOR FIELD CONVERSION Continued...	
	LP1000	Grass Groomer - Lawn Striping Kit	In Catalog
	LP98107	Protective Cover	In Catalog
	BM24474	Spanish North American Kit: Spanish Label & Owner's Manual Kit <i>For Model Year 2013 (Serial # 130001-).</i>	90.96
EXTENDED WARRANTY - RESIDENTIAL OWNERS/USE			
<i>Visit http://www.JohnDeere.com/ServicePlans for more information on John Deere Service Contracts. May not be Available in Parts of the U.S., Not Available in Canada. Price may vary due to driving distance and/or time from machine to dealership location.</i>			
		John Deere Extended Service Plan - 5-Year Option <i>5-year extended service plan. (1- year of extended service protection); 5-years of warranty transportation.</i>	399.99
		John Deere Extended Service Plan - 6-Year Option <i>6-year extended service plan. (2- years of extended service protection); 6-years of warranty transportation.</i>	529.99

JOHN DEERE COMMERCIAL PRODUCTS

RESIDENTIAL ZERO-TURN-RADIUS MOWERS

Z445 EZtrak Residential Zero-Turn-Radius Mower with 54 In. Edge Deck - US & Canada

Equipment for Base Machine

ENGINE:
27 Horsepower *
V-Twin Design
Cast Iron Cylinder Liners
Full Pressure Lubrication with Replaceable Oil Filter
Air Cooled
EDGE CUTTING SYSTEM:
54 In. Side Discharge
.25 In. Cut Height Increments
1 to 4 In. Cutting Heights
4 Point Mounting System
Deck Transport Position
Mulch Capable
FUEL SYSTEM:
3.5 U.S. Gallon Fuel Tank Capacity
Gasoline
ELECTRICAL SYSTEM:
12 Volt Battery
195 CCA Battery
Hour Meter
Seat/PTO Interlock Switches

Electric Mower/Implement PTO
Drive Clutch
AUTOMATIC TRANSMISSION:
Tuff-Torq TZT7-D
8.5 mph Forward, 4.0 mph Reverse
Travel Speed
Twin Stick Speed & Direction
Control Levers
Tow Valve
Zero Turning Radius
Easy Access Tracking Adjustment
TIRES:
13X5.0-6 Front Caster Wheel
Tires
22X9.5-10 Rear Turf Drive
Tires
SEAT:
17 In. High Back Seat with Spring Suspension and Adjustable Armrests
3 In. Seat Adjustment Travel
MISCELLANEOUS:
2 Cup Holders

Storage Compartment
Floor Mat
Flip up Foot Platform for Easy Service Access
15 Position Adjustable Motion Control Levers
Dry Weight--680 lbs.
*Engine HP is Provided by the Engine Manufacturer to be Used for Comparison Purposes Only, Actual Operating HP will be Less. Refer to the Engine Manufacturer's Web Site for Additional Information

CODE	ATTACHMENT IDENTIFIER	DESCRIPTION	SUGGESTED LIST PRICE USD (\$)
------	-----------------------	-------------	-------------------------------

Select One Code From Each Required Category

Z445 EZtrak

F.O.B. Janesville, Wisconsin

4999M	Z445 EZtrak Residential Zero-Turn-Radius Mower with 54 In. Edge Deck - US & Canada	4,999.00
-------	--	----------

DESTINATION

001A	United States and Canada	In Base Price
001C	Australia and New Zealand	Same Price
0195	Mexico	Same Price
0245	Guam	Same Price
001D	All Other Countries	Same Price

ATTACHMENTS FOR FIELD CONVERSION

AM123168	Engine: Spark Arrestor Kit	See Parts
BM23634	Material Collection System Hoppers: 6.5 Bushel Hopper Assembly <i>Requires Power Flow Blower and Chute.</i>	480.43
BM22797	6.5 Bushel hopper and chute Assembly <i>Fits 2010 and earlier models only (Serial #-099999)</i>	480.43

JOHN DEERE COMMERCIAL PRODUCTS
RESIDENTIAL ZERO-TURN-RADIUS MOWERS

Z445 EZtrak Residential Zero-Turn-Radius Mower with 54 In. Edge Deck - US & Canada
Continued

CODE	ATTACHMENT IDENTIFIER	DESCRIPTION	SUGGESTED LIST PRICE USD (\$)
ATTACHMENTS FOR FIELD CONVERSION Continued...			
		Material Collection System Power Flow Blowers:	
	BM21873	HP Power Flow Blower Assembly for 54X Mower	558.54
		Material Collection System Power Flow/Rear Bagger Chutes:	
	BM21681	Power Flow Chute (7 bu.) <i>For 48C, 48X, 54C or 54X Series Blowers.</i>	114.49
		Miscellaneous:	
	AM36786	Battery Charger (110 Volt)	See Parts
	BM22568	EZtrak Special Edition Kit <i>Contains: bumper, rear hitch, & foot rest extensions.</i>	157.29
	AM137437	Foot Rest Extensions	See Parts
	BM22808	Headlight Kit <i>Fits 2010 and earlier models only (Serial # -100000).</i>	111.29
	BM23575	Headlight Kit <i>Fits 2011 and later models only (Serial # 100001-)</i>	128.40
	LG249	Home Maintenance Kit <i>(Serial # -100000)</i>	See Parts
	LG269	Home Maintenance Kit <i>(Serial # 100001-)</i>	See Parts
	AM137380	Rear Bumper	See Parts
	AM137381	Rear Hitch	See Parts
		Mower Deck and Mower Deck Attachments:	
	BM23705	54 In Edge Deck <i>(Serial # 100001-)</i>	1,162.01
	BM23404	54 In. Edge Deck <i>(Serial # -060000 and 080001-100000)</i>	1,162.01
	AM133765	Anti-Blowout Kit (54C)	See Parts
	BM22809	Foot Lift Kit <i>Fits Serial # 060001-080000.</i>	87.74
	BM22970	Foot Lift Kit <i>Fits Serial #100001-.</i>	96.30
	BM22595	Front Roller Kit (54C) <i>Fits Z425 and Z445 (Serial # 010001-060000).</i>	48.16
	BM20985	Leaf Bagging Kit (54C/54X Mower) <i>Contains Three Bolt-on Deck Lips for Improved Bagging of Leaves.</i>	124.11
	AM130907	Mower Deck Leveling Gauge	See Parts
	BM20827	Mulch Kit (54C/54D/54X)	212.93

JOHN DEERE COMMERCIAL PRODUCTS
RESIDENTIAL ZERO-TURN-RADIUS MOWERS

Z445 EZtrak Residential Zero-Turn-Radius Mower with 54 In. Edge Deck - US & Canada
Continued

CODE	ATTACHMENT IDENTIFIER	DESCRIPTION	SUGGESTED LIST PRICE USD (\$)
ATTACHMENTS FOR FIELD CONVERSION Continued...			
		Order Zone:	
	LP36199	15 Gallon Sprayer	In Catalog
	LP1500	Floor Mat	In Catalog
	LP1000	Grass Groomer - Lawn Striping Kit	In Catalog
	LP98107	Protective Cover	In Catalog
		Spanish North American Kit:	
	BM24474	Spanish Label & Owner's Manual Kit <i>For Model Year 2013 (Serial # 130001-).</i>	90.96

EXTENDED WARRANTY - RESIDENTIAL OWNERS/USE

Visit <http://www.JohnDeere.com/ServicePlans> for more information on John Deere Service Contracts. May not be Available in Parts of the U.S., Not Available in Canada. Price may vary due to driving distance and/or time from machine to dealership location.

John Deere Extended Service Plan - 5-Year Option <i>5-year extended service plan. (1- year of extended service protection); 5-years of warranty transportation.</i>	399.99
John Deere Extended Service Plan - 6-Year Option <i>6-year extended service plan. (2- years of extended service protection); 6-years of warranty transportation.</i>	529.99

JOHN DEERE COMMERCIAL PRODUCTS
RESIDENTIAL ZERO-TURN-RADIUS MOWERS

Z465 EZtrak Residential Zero-Turn-Radius Mower with 62 In. Edge Deck - US & Canada

Equipment for Base Machine

ENGINE:
 27 Horsepower *
 V-Twin Design
 Cast Iron Cylinder Liners
 Full Pressure Lubrication with
 Replaceable Oil Filter
 Air Cooled
 EDGE CUTTING SYSTEM:
 62 In. Side Discharge
 .25 In. Cut Height Increments
 1 to 4 In. Cutting Heights
 4 Point Mounting System
 Deck Transport Position
 Mulch Capable
 FUEL SYSTEM:
 3.5 U.S. Gallon Fuel Tank
 Capacity
 Gasoline
 ELECTRICAL SYSTEM:
 12 Volt Battery
 195 CCA Battery
 Hour Meter
 Seat/PTO Interlock Switches

Electric Mower/Implement PTO
 Drive Clutch
 TRANSMISSION:
 Tuff-Torq T2T7-D
 8.5 mph Forward, 4.0 mph Reverse
 Travel Speed
 Twin Stick Speed & Direction
 Control Levers
 Tow Valve
 Zero Turning Radius
 Easy Access Tracking Adjustment
 TIRES:
 13X5.0-6 Front Caster Wheel
 Tires
 22X9.5-10 Rear Turf Drive
 Tires
 SEAT:
 17 In. High Back Seat with
 Spring Suspension and
 Adjustable Armrests
 3 In. Seat Adjustment Travel
 MISCELLANEOUS:
 2 Cup Holders

Storage Compartment
 Floor Mat
 Flip up Foot Platform for Easy
 Service Access
 15 Position Adjustable Motion
 Control Levers
 *Engine HP is Provided by the
 Engine Manufacturer to be Used
 for Comparison Purposes Only,
 Actual Operating HP will be
 Less. Refer to the Engine
 Manufacturer's Web Site for
 Additional Information

CODE	ATTACHMENT IDENTIFIER	DESCRIPTION	SUGGESTED LIST PRICE USD (\$)
------	-----------------------	-------------	-------------------------------

Select One Code From Each Required Category

Z465 EZtrak

F.O.B. Janesville, Wisconsin

5415M	Z465 EZtrak Residential Zero-Turn-Radius Mower with 62 In. Edge Deck - US & Canada	5,499.00
-------	--	----------

DESTINATION

001A	United States and Canada	In Base Price
001C	Australia and New Zealand	Same Price
0245	Guam	Same Price
001D	All Other Countries	Same Price

ATTACHMENTS FOR FIELD CONVERSION

AM123168	Engine: Spark Arrestor Kit	See Parts
AM36786	Miscellaneous: Battery Charger (110 Volt)	See Parts
BM22568	EZtrak Special Edition Kit <i>Contains: bumper, rear hitch, & foot rest extensions.</i>	157.29
AM137437	Foot Rest Extensions	See Parts

JOHN DEERE COMMERCIAL PRODUCTS
RESIDENTIAL ZERO-TURN-RADIUS MOWERS

Z465 EZtrak Residential Zero-Turn-Radius Mower with 62 In. Edge Deck - US & Canada
Continued

CODE	ATTACHMENT IDENTIFIER	DESCRIPTION	SUGGESTED LIST PRICE USD (\$)
		ATTACHMENTS FOR FIELD CONVERSION Continued...	
	BM22808	Headlight Kit <i>Fits 2010 and earlier models only (Serial # -100000).</i>	111.29
	BM23575	Headlight Kit <i>Fits 2011 and later models only (Serial # 100001-)</i>	128.40
	LG249	Home Maintenance Kit <i>(Serial # -100000)</i>	See Parts
	LG269	Home Maintenance Kit <i>(Serial # 100001-)</i>	See Parts
	AM137380	Rear Bumper	See Parts
	AM137381	Rear Hitch	See Parts
		Mower Deck and Mower Deck Attachments:	
	AM133766	Anti-Blowout Kit (62C)	See Parts
	BM22809	Foot Lift Kit <i>Fits Serial # 060001-080000.</i>	87.74
	BM24243	Foot Lift Kit <i>(Serial # 080001-)</i>	88.81
	BM20986	Leaf Bagging Kit (62C/62X Mower)	138.03
	AM130907	Mower Deck Leveling Gauge	See Parts
	BM21890	Mulch Kit (62C/62D/62X)	233.26
		Order Zone:	
	LP36199	15 Gallon Sprayer	In Catalog
	LP1500	Floor Mat	In Catalog
	LP1000	Grass Groomer - Lawn Striping Kit	In Catalog
	LP98107	Protective Cover	In Catalog
		Spanish North American Kit:	
	BM24474	Spanish Label & Owner's Manual Kit <i>For Model Year 2013 (Serial # 130001-).</i>	90.96

EXTENDED WARRANTY - RESIDENTIAL OWNERS/USE

Visit <http://www.JohnDeere.com/ServicePlans> for more information on John Deere Service Contracts. May not be Available in Parts of the U.S., Not Available in Canada. Price may vary due to driving distance and/or time from machine to dealership location.

John Deere Extended Service Plan - 5-Year Option <i>5-year extended service plan. (1- year of extended service protection); 5-years of warranty transportation.</i>	399.99
John Deere Extended Service Plan - 6-Year Option	529.99

JOHN DEERE COMMERCIAL PRODUCTS
RESIDENTIAL ZERO-TURN-RADIUS MOWERS

**Z465 EZtrak Residential Zero-Turn-Radius Mower with 62 In. Edge Deck - US &
Canada**

Continued

CODE	ATTACHMENT IDENTIFIER	DESCRIPTION	SUGGESTED LIST PRICE USD (\$)
		EXTENDED WARRANTY - RESIDENTIAL OWNERS/USE Continued... <i>6-year extended service plan. (2- years of extended service protection); 6-years of warranty transportation.</i>	

JOHN DEERE COMMERCIAL PRODUCTS
RESIDENTIAL ZERO-TURN-RADIUS MOWERS

Z645 EZtrak Residential Zero-Turn-Radius Mower with 48 In. HC Deck - US & Canada
Equipment for Base Machine

ENGINE:	Hour Meter	2 Cup Holders
27 Horsepower *	Seat/PTO Interlock Switches	Storage Compartment
V-Twin Design	Electric Mower/Implement PTO	Floor Mat
Cast Iron Cylinder Liners	Drive Clutch	Flip up Foot Platform for
Full Pressure Lubrication with	TRANSMISSION:	Easy Service Access
Replaceable Oil Filter	Tuff-Torq TZT7-M	15 Position Adjustable Motion
Air Cooled	9.0 mph Forward, 4.5 mph Reverse	Control Levers
EDGE CUTTING SYSTEM:	Travel Speed	Dry Weight--750 lbs.
48 In. High Capacity, Side	Twin Stick Speed & Direction	*Engine HP is Provided by the
Discharge Mower Deck	Control Levers	Engine Manufacturer to be Used
.25 In. Cut Height Increments	Tow Valves	for Comparison Purposes Only,
1 to 4 In. Cutting Heights	Zero Turning Radius	Actual Operating HP will be
Standard Foot Lift	Easy Access Tracking Adjustment	Less. Refer to the Engine
4 Point Mounting System	TIRES:	Manufacturer's Web Site for
Deck Transport Position	13X6.50-6 Front Caster Wheel	Additional Information
Mulch Capable	Tires	
Wash Port	23X10.5-10 Rear Turf Drive	
FUEL SYSTEM:	Tires	
3.5 U.S. Gallon Fuel Tank	SEAT:	
Capacity	21 In. High Back Seat with	
Gasoline	Suspension and Adjustable	
ELECTRICAL SYSTEM:	Armrests	
12 Volt Battery	3 In. Seat Adjustment Travel	
195 CCA Battery	MISCELLANEOUS:	

CODE	ATTACHMENT IDENTIFIER	DESCRIPTION	SUGGESTED LIST PRICE USD (\$)
------	-----------------------	-------------	-------------------------------

Select One Code From Each Required Category

Z645 EZtrak

F.O.B. Janesville, Wisconsin

4584M	Z645 EZtrak Residential Zero-Turn-Radius Mower with 48 In. HC Deck - US & Canada	5,999.00
-------	--	----------

DESTINATION

001A	United States and Canada	In Base Price
001C	Australia and New Zealand	Same Price
0245	Guam	Same Price
001D	All Other Countries	Same Price

ATTACHMENTS FOR FIELD CONVERSION

AM123168	Engine: Spark Arrestor Kit	See Parts
BM23634	Material Collection System Hoppers: 6.5 Bushel Hopper Assembly <i>Requires Power Flow Blower and Chute.</i>	480.43

JOHN DEERE COMMERCIAL PRODUCTS
RESIDENTIAL ZERO-TURN-RADIUS MOWERS

Z645 EZtrak Residential Zero-Turn-Radius Mower with 48 In. HC Deck - US & Canada

Continued

CODE	ATTACHMENT IDENTIFIER	DESCRIPTION	SUGGESTED LIST PRICE USD (\$)
ATTACHMENTS FOR FIELD CONVERSION Continued...			
		Material Collection System Power Flow Blowers:	
	BM23635	HP Power Flow Blower Assembly for 48HC and 54HC Mowers <i>Fits Z645 and Z655 models only (Serial # 120001-). Also requires Retrofit Power Flow Kit for model year 2011 Z645 and Z655 (Serial # 100001-120000). Not compatible with Z445/54HC.</i>	695.50
	BM24275	Retrofit Power Flow Kit for 48HC and 54HC Mowers <i>Required to install Power Flow on Model Year 2011 Z645 and Z655 (Serial # 100001-120000). Not compatible with Z445/54HC. For MY11 Z645 (Serial # 100001-120000) M164434 pulley must also be ordered.</i>	22.47
		Material Collection System Power Flow/Rear Bagger Chutes:	
	BM21681	Power Flow Chute (7 bu.) <i>For 48C, 48X, 54C or 54X Series Blowers.</i>	114.49
		Miscellaneous:	
	AM36786	Battery Charger (110 Volt)	See Parts
	BM22568	EZtrak Special Edition Kit <i>Contains: bumper, rear hitch, & foot rest extensions.</i>	157.29
	AM137437	Foot Rest Extensions	See Parts
	BM22808	Headlight Kit <i>Fits 2010 and earlier models only (Serial # -100000).</i>	111.29
	BM23575	Headlight Kit <i>Fits 2011 and later models only (Serial # 100001-)</i>	128.40
	LG269	Home Maintenance Kit <i>(Serial # 100001-)</i>	See Parts
	AM137380	Rear Bumper	See Parts
	AM137381	Rear Hitch	See Parts
		Mower Deck and Mower Deck Attachments:	
	BM23707	48HC In. Edge Deck <i>Fits Model Year 2011 (Serial # 100001-120000).</i>	1,637.10
	BM24034	48HC In. Edge Deck <i>Fits Model Year 2012 (Serial # 120001-130000).</i>	1,637.10
	BM24420	48HC In. Edge Deck <i>(Serial # 130001-)</i>	1,637.10
	AM130907	Mower Deck Leveling Gauge	See Parts
	BM23975	Mulch Kit (48HC)	227.91
		Order Zone:	
	LP36199	15 Gallon Sprayer	In Catalog
	LP1500	Floor Mat	In Catalog
	LP36265	Grass Groomer - Lawn Striping Kit	In Catalog

JOHN DEERE COMMERCIAL PRODUCTS
RESIDENTIAL ZERO-TURN-RADIUS MOWERS

Z645 EZtrak Residential Zero-Turn-Radius Mower with 48 In. HC Deck - US & Canada
Continued

CODE	ATTACHMENT IDENTIFIER	DESCRIPTION	SUGGESTED LIST PRICE USD (\$)
		ATTACHMENTS FOR FIELD CONVERSION Continued...	
	LP98107	Protective Cover	In Catalog
	BM24474	Spanish North American Kit: Spanish Label & Owner's Manual Kit <i>For Model Year 2013 (Serial # 130001-).</i>	90.96
 EXTENDED WARRANTY - RESIDENTIAL OWNERS/USE			
<i>Visit http://www.JohnDeere.com/ServicePlans for more information on John Deere Service Contracts. May not be Available in Parts of the U.S., Not Available in Canada. Price may vary due to driving distance and/or time from machine to dealership location.</i>			
		John Deere Extended Service Plan - 5-Year Option <i>5-year extended service plan. (1- year of extended service protection); 5-years of warranty transportation.</i>	499.99
		John Deere Extended Service Plan - 6-Year Option <i>6-year extended service plan. (2- years of extended service protection); 6-years of warranty transportation.</i>	629.99

JOHN DEERE COMMERCIAL PRODUCTS
RESIDENTIAL ZERO-TURN-RADIUS MOWERS

Z645 EZtrak Residential Zero-Turn-Radius Mower with 48 In. HC Deck - California Model

Equipment for Base Machine

ENGINE:	Seat/PTO Interlock Switches	Floor Mat
27 Horsepower *	Electric Mower/Implement PTO	Flip up Foot Platform for
V-Twin Design	Drive Clutch	Easy Service Access
Cast Iron Cylinder Liners	TRANSMISSION:	15 Position Adjustable Motion
Full Pressure Lubrication with	Tuff-Torg T2T7-M	Control Levers
Replaceable Oil Filter	9.0 mph Forward, 4.5 mph Reverse	Dry Weight--750 lbs.
Air Cooled	Travel Speed	*Engine HP is Provided by the
EDGE CUTTING SYSTEM:	Twin Stick Speed & Direction	Engine Manufacturer to be Used
48 In. High Capacity, Side	Control Levers	for Comparison Purposes Only,
Discharge Mower Deck	Tow Valves	Actual Operating HP will be
.25 In. Cut Height Increments	Zero Turning Radius	less.
1 to 4 In. Cutting Heights	Easy Access Tracking Adjustment	Actual Operating HP will be
Standard Foot Lift	TIRES:	Less. Refer to the Engine
4 Point Mounting System	13X6.50-6 Front Caster Wheel	Manufacturer's Web Site for
Deck Transport Position	Tires	Additional Information
Mulch Capable	23X10.5-10 Rear Turf Drive	
Wash Port	Tires	
FUEL SYSTEM:	SEAT:	
3.5 U.S. Gallon Fuel Tank	21 In. High Back Seat with	
Capacity	Suspension and Adjustable	
Gasoline	Armrests	
ELECTRICAL SYSTEM:	3 In. Seat Adjustment Travel	
12 Volt Battery	MISCELLANEOUS:	
195 CCA Battery	2 Cup Holders	
Hour Meter	Storage Compartment	

CODE	ATTACHMENT IDENTIFIER	DESCRIPTION	SUGGESTED LIST PRICE USD (\$)
------	-----------------------	-------------	-------------------------------

Select One Code From Each Required Category

Z645 EZtrak

F.O.B. Janesville, Wisconsin

4585M	Z645 EZtrak Residential Zero-Turn-Radius Mower with 48 In. HC Deck - California Model	5,999.00
-------	---	----------

ATTACHMENTS FOR FIELD CONVERSION

AM123168	Engine: Spark Arrestor Kit	See Parts
BM23634	Material Collection System Hoppers: 6.5 Bushel Hopper Assembly <i>Requires Power Flow Blower and Chute.</i>	480.43
BM23635	Material Collection System Power Flow Blowers: HP Power Flow Blower Assembly for 48HC and 54HC Mowers <i>Fits Z645 and Z655 models only (Serial # 120001-). Also requires Retrofit Power Flow Kit for model year 2011 Z645 and Z655 (Serial # 100001-120000). Not compatible with Z445/54HC.</i>	695.50
BM24275	Retrofit Power Flow Kit for 48HC and 54HC Mowers <i>Required to install Power Flow on Model Year 2011 Z645 and Z655 (Serial # 100001-120000). Not compatible with Z445/54HC. For MY11 Z645 (Serial # 100001-120000) M164434 pulley must also be ordered.</i>	22.47

JOHN DEERE COMMERCIAL PRODUCTS
RESIDENTIAL ZERO-TURN-RADIUS MOWERS

Z645 EZtrak Residential Zero-Turn-Radius Mower with 48 In. HC Deck - California
Model
Continued

CODE	ATTACHMENT IDENTIFIER	DESCRIPTION	SUGGESTED LIST PRICE USD (\$)
ATTACHMENTS FOR FIELD CONVERSION Continued...			
		Material Collection System Power Flow/Rear Bagger Chutes:	
	BM21681	Power Flow Chute (7 bu.) <i>For 48C, 48X, 54C or 54X Series Blowers.</i>	114.49
		Miscellaneous:	
	AM36786	Battery Charger (110 Volt)	See Parts
	BM22568	EZtrak Special Edition Kit <i>Contains: bumper, rear hitch, & foot rest extensions.</i>	157.29
	AM137437	Foot Rest Extensions	See Parts
	BM22808	Headlight Kit <i>Fits 2010 and earlier models only (Serial # -100000).</i>	111.29
	BM23575	Headlight Kit <i>Fits 2011 and later models only (Serial # 100001-)</i>	128.40
	LG269	Home Maintenance Kit <i>(Serial # 100001-)</i>	See Parts
	AM137380	Rear Bumper	See Parts
	AM137381	Rear Hitch	See Parts
		Mower Deck and Mower Deck Attachments:	
	BM23707	48HC In. Edge Deck <i>Fits Model Year 2011 (Serial # 100001-120000).</i>	1,637.10
	BM24034	48HC In. Edge Deck <i>Fits Model Year 2012 (Serial # 120001-130000).</i>	1,637.10
	BM24420	48HC In. Edge Deck <i>(Serial # 130001-)</i>	1,637.10
	AM130907	Mower Deck Leveling Gauge	See Parts
	BM23975	Mulch Kit (48HC)	227.91
		Order Zone:	
	LP36199	15 Gallon Sprayer	In Catalog
	LP1500	Floor Mat	In Catalog
	LP36265	Grass Groomer - Lawn Striping Kit	In Catalog
	LP98107	Protective Cover	In Catalog
		Spanish North American Kit:	
	BM24474	Spanish Label & Owner's Manual Kit <i>For Model Year 2013 (Serial # 130001-).</i>	90.96

EXTENDED WARRANTY - RESIDENTIAL OWNERS/USE

Visit <http://www.JohnDeere.com/ServicePlans> for more information on John Deere Service Contracts. May not be Available in Parts of the U.S., Not

JOHN DEERE COMMERCIAL PRODUCTS
RESIDENTIAL ZERO-TURN-RADIUS MOWERS

**Z645 EZtrak Residential Zero-Turn-Radius Mower with 48 In. HC Deck - California
Model**
Continued

CODE	ATTACHMENT IDENTIFIER	DESCRIPTION	SUGGESTED LIST PRICE USD (\$)
		EXTENDED WARRANTY - RESIDENTIAL OWNERS/USE Continued... <i>Available in Canada. Price may vary due to driving distance and/or time from machine to dealership location.</i>	
		John Deere Extended Service Plan - 5-Year Option <i>5-year extended service plan. (1- year of extended service protection); 5-years of warranty transportation.</i>	499.99
		John Deere Extended Service Plan - 6-Year Option <i>6-year extended service plan. (2- years of extended service protection); 6-years of warranty transportation.</i>	629.99

JOHN DEERE COMMERCIAL PRODUCTS
RESIDENTIAL ZERO-TURN-RADIUS MOWERS

Z655 EZtrak Residential Zero-Turn-Radius Mower with 54 In. HC Deck - US & Canada
Equipment for Base Machine

ENGINE:	Hour Meter	2 Cup Holders
27 Horsepower *	Seat/PTO Interlock Switches	Storage Compartment
V-Twin Design	Electric Mower/Implement PTO	Floor Mat
Cast Iron Cylinder Liners	Drive Clutch	Flip up Foot Platform for
Full Pressure Lubrication with	TRANSMISSION:	Easy Service Access
Replaceable Oil Filter	Tuff-Torq TZT7-M	15 Position Adjustable Motion
Air Cooled	9.0 mph Forward, 4.5 mph Reverse	Control Levers
EDGE CUTTING SYSTEM:	Travel Speed	Dry Weight--750 lbs.
54In. High Capacity, Side	Twin Stick Speed & Direction	*Engine HP is Provided by the
Discharge Mower Deck	Control Levers	Engine Manufacturer to be Used
.25 In. Cut Height Increments	Tow Valves	for Comparison Purposes Only,
1 to 4 In. Cutting Heights	Zero Turning Radius	Actual Operating HP will be
Standard Foot Lift	Easy Access Tracking Adjustment	Less. Refer to the Engine
4 Point Mounting System	TIRES:	Manufacturer's Web Site for
Deck Transport Position	13X6.50-6 Front Caster Wheel	Additional Information.
Mulch Capable	Tires	
Wash Port	23X10.5-10 Rear Turf Drive	
FUEL SYSTEM:	Tires	
3.5 U.S. Gallon Fuel Tank	SEAT:	
Capacity	21 In. High Back Seat with	
Gasoline	Suspension and Adjustable	
ELECTRICAL SYSTEM:	Armrests	
12 Volt Battery	3 In. Seat Adjustment Travel	
195 CCA Battery	MISCELLANEOUS:	

CODE	ATTACHMENT IDENTIFIER	DESCRIPTION	SUGGESTED LIST PRICE USD (\$)
------	-----------------------	-------------	-------------------------------

Select One Code From Each Required Category

Z655 EZtrak

F.O.B. Janesville, Wisconsin

4592M	Z655 EZtrak Residential Zero-Turn-Radius Mower with 54 In. HC Deck - US & Canada	6,149.00
-------	--	----------

DESTINATION

001A	United States and Canada	In Base Price
001C	Australia and New Zealand	Same Price
0245	Guam	Same Price
001D	All Other Countries	Same Price

ATTACHMENTS FOR FIELD CONVERSION

AM123168	Engine: Spark Arrestor Kit	See Parts
BM23634	Material Collection System Hoppers: 6.5 Bushel Hopper Assembly <i>Requires Power Flow Blower and Chute.</i>	480.43

JOHN DEERE COMMERCIAL PRODUCTS
RESIDENTIAL ZERO-TURN-RADIUS MOWERS

Z655 EZtrak Residential Zero-Turn-Radius Mower with 54 In. HC Deck - US & Canada

Continued

CODE	ATTACHMENT IDENTIFIER	DESCRIPTION	SUGGESTED LIST PRICE USD (\$)
ATTACHMENTS FOR FIELD CONVERSION Continued...			
		Material Collection System Power Flow Blowers:	
	BM23635	HP Power Flow Blower Assembly for 48HC and 54HC Mowers <i>Fits Z645 and Z655 models only (Serial # 120001-). Also requires Retrofit Power Flow Kit for model year 2011 Z645 and Z655 (Serial # 100001-120000). Not compatible with Z445/54HC.</i>	695.50
	BM24275	Retrofit Power Flow Kit for 48HC and 54HC Mowers <i>Required to install Power Flow on Model Year 2011 Z645 and Z655 (Serial # 100001-120000). Not compatible with Z445/54HC.</i>	22.47
		Material Collection System Power Flow/Rear Bagger Chutes:	
	BM21681	Power Flow Chute (7 bu.) <i>For 48C, 48X, 54C or 54X Series Blowers.</i>	114.49
		Miscellaneous:	
	AM36786	Battery Charger (110 Volt)	See Parts
	BM22568	EZtrak Special Edition Kit <i>Contains: bumper, rear hitch, & foot rest extensions.</i>	157.29
	AM137437	Foot Rest Extensions	See Parts
	BM22808	Headlight Kit <i>Fits 2010 and earlier models only (Serial # -100000).</i>	111.29
	BM23575	Headlight Kit <i>Fits 2011 and later models only (Serial # 100001-)</i>	128.40
	LG269	Home Maintenance Kit <i>(Serial # 100001-)</i>	See Parts
	AM137380	Rear Bumper	See Parts
	AM137381	Rear Hitch	See Parts
		Mower Deck and Mower Deck Attachments:	
	BM23706	54HC In. Edge Deck <i>Fits Model Year 2011 (Serial # 100001-120000).</i>	1,808.30
	BM24035	54HC In. Edge Deck <i>Fits Model Year 2012 (Serial # 120001-).</i>	1,808.30
	BM24421	54HC In. Edge Deck <i>(Serial # 130001-)</i>	1,808.30
	BM23977	54HC Mulch Kit	227.91
	AM130907	Mower Deck Leveling Gauge	See Parts
		Order Zone:	
	LP36199	15 Gallon Sprayer	In Catalog
	LP1500	Floor Mat	In Catalog
	LP36265	Grass Groomer - Lawn Striping Kit	In Catalog

JOHN DEERE COMMERCIAL PRODUCTS
RESIDENTIAL ZERO-TURN-RADIUS MOWERS

Z655 EZtrak Residential Zero-Turn-Radius Mower with 54 In. HC Deck - US & Canada
Continued

CODE	ATTACHMENT IDENTIFIER	DESCRIPTION	SUGGESTED LIST PRICE USD (\$)
		ATTACHMENTS FOR FIELD CONVERSION Continued...	
	LP98107	Protective Cover	In Catalog
	BM24474	Spanish North American Kit: Spanish Label & Owner's Manual Kit <i>For Model Year 2013 (Serial # 130001-).</i>	90.96
 EXTENDED WARRANTY - RESIDENTIAL OWNERS/USE			
<i>Visit http://www.JohnDeere.com/ServicePlans for more information on John Deere Service Contracts. May not be Available in Parts of the U.S., Not Available in Canada. Price may vary due to driving distance and/or time from machine to dealership location.</i>			
		John Deere Extended Service Plan - 5-Year Option <i>5-year extended service plan. (1- year of extended service protection); 5-years of warranty transportation.</i>	499.99
		John Deere Extended Service Plan - 6-Year Option <i>6-year extended service plan. (2- years of extended service protection); 6-years of warranty transportation.</i>	629.99

JOHN DEERE COMMERCIAL PRODUCTS
RESIDENTIAL ZERO-TURN-RADIUS MOWERS

Z665 EZtrak Residential Zero-Turn-Radius Mower with 60 In. HC Deck - US & Canada
Equipment for Base Machine

ENGINE:	Hour Meter	2 Cup Holders
27 Horsepower *	Seat/PTO Interlock Switches	Storage Compartment
V-Twin Design	Electric Mower/Implement PTO	Floor Mat
Cast Iron Cylinder Liners	Drive Clutch	Flip up Foot Platform for
Full Pressure Lubrication with	TRANSMISSION:	Easy Service Access
Replaceable Oil Filter	Tuff-Torq TZT7-M	15 Position Adjustable Motion
Air Cooled	9.0 mph Forward, 4.5 mph Reverse	Control Levers
EDGE CUTTING SYSTEM:	Travel Speed	Dry Weight--750 lbs.
60 In. High Capacity, Side	Twin Stick Speed & Direction	*Engine HP is Provided by the
Discharge Mower Deck	Control Levers	Engine Manufacturer to be Used
.25 In. Cut Height Increments	Tow Valve	for Comparison Purposes Only,
1 to 4 In. Cutting Heights	Zero Turning Radius	Actual Operating HP will be
Standard Foot Lift	Easy Access Tracking Adjustment	Less. Refer to the Engine
4 Point Mounting System	TIRES:	Manufacturer's Web Site for
Deck Transport Position	13X6.50-6 Front Caster Wheel	Additional Information
Mulch Capable	Tires	
Wash Port	23X10.5-10 Rear Turf Drive	
FUEL SYSTEM:	Tires	
3.5 U.S. Gallon Fuel Tank	SEAT:	
Capacity	21 In. High Back Seat with	
Gasoline	Suspension and Adjustable	
ELECTRICAL SYSTEM:	Armrests	
12 Volt Battery	3 In. Seat Adjustment Travel	
195 CCA Battery	MISCELLANEOUS:	

CODE	ATTACHMENT IDENTIFIER	DESCRIPTION	SUGGESTED LIST PRICE USD (\$)
------	-----------------------	-------------	-------------------------------

Select One Code From Each Required Category

Z665 EZtrak

F.O.B. Janesville, Wisconsin

4602M	Z665 EZtrak Residential Zero-Turn-Radius Mower with 60 In. HC Deck - US & Canada	6,299.00
-------	--	----------

DESTINATION

001A	United States and Canada	In Base Price
001C	Australia and New Zealand	Same Price
0245	Guam	Same Price
001D	All Other Countries	Same Price

ATTACHMENTS FOR FIELD CONVERSION

AM123168	Engine: Spark Arrestor Kit	See Parts
AM36786	Miscellaneous: Battery Charger (110 Volt)	See Parts
BM22568	EZtrak Special Edition Kit <i>Contains: bumper, rear hitch, & foot rest extensions.</i>	157.29
AM137437	Foot Rest Extensions	See Parts

JOHN DEERE COMMERCIAL PRODUCTS
RESIDENTIAL ZERO-TURN-RADIUS MOWERS

Z665 EZtrak Residential Zero-Turn-Radius Mower with 60 In. HC Deck - US & Canada
Continued

CODE	ATTACHMENT IDENTIFIER	DESCRIPTION	SUGGESTED LIST PRICE USD (\$)
		ATTACHMENTS FOR FIELD CONVERSION Continued...	
	BM22808	Headlight Kit <i>Fits 2010 and earlier models only (Serial # -100000).</i>	111.29
	BM23575	Headlight Kit <i>Fits 2011 and later models only (Serial # 100001-)</i>	128.40
	LG269	Home Maintenance Kit <i>(Serial # 100001-)</i>	See Parts
	AM137380	Rear Bumper	See Parts
	AM137381	Rear Hitch	See Parts
		Mower Deck and Mower Deck Attachments:	
	BM24036	60HC In. Edge Deck <i>(Serial # 120001-130000)</i>	1,979.50
	BM24422	60HC In. Edge Deck <i>(Serial # 130001-)</i>	1,979.50
	BM23978	60HC Mulch Kit	238.61
	AM130907	Mower Deck Leveling Gauge	See Parts
		Order Zone:	
	LP36199	15 Gallon Sprayer	In Catalog
	LP1500	Floor Mat	In Catalog
	LP36265	Grass Groomer - Lawn Striping Kit	In Catalog
	LP98107	Protective Cover	In Catalog
		Spanish North American Kit:	
	BM24474	Spanish Label & Owner's Manual Kit <i>For Model Year 2013 (Serial # 130001-).</i>	90.96

EXTENDED WARRANTY - RESIDENTIAL OWNERS/USE

Visit <http://www.JohnDeere.com/ServicePlans> for more information on John Deere Service Contracts. May not be Available in Parts of the U.S., Not Available in Canada. Price may vary due to driving distance and/or time from machine to dealership location.

John Deere Extended Service Plan - 5-Year Option 499.99
5-year extended service plan. (1- year of extended service protection); 5-years of warranty transportation.

John Deere Extended Service Plan - 6-Year Option 629.99
6-year extended service plan. (2- years of extended service protection); 6-years of warranty transportation.

JOHN DEERE LAWN & GARDEN PRODUCTS

LAWN TRACTORS

D105 Lawn Tractor

Equipment for Base Machine

ENGINE:	Drag Links	Integrated Cupholder
*17.5 HP	18 In. Turning Radius	WHEELS AND TIRES:
Overhead Valves	THE EDGE CUTTING SYSTEM:	Front Tires:
Transmission - CVT	42 In. Cutting Width	15x6.00-6 In.
Single Clutch and Brake Pedal	1-4 In. Cutting Heights in	Rear Tires:
ELECTRICAL:	1/4 In. Increments	20x8.00-8 In.
Regulated Charging System	Two Gauge Wheels	
9 Amp	MODELS FEATURE:	
OPERATOR STATION:	Cast-Iron Front Axle	
4-Position Key Switch	Full-Length Welded Steel	
with Position for Headlight	Frame	
Control	Cargo Mount System	
Reverse Implement Option (RIO)	Fuel Tank Capacity	
STEERING:	2.4 U.S. Gallons	
Sector & Pinion with Dual	Fuel Gauge	

CODE	ATTACHMENT IDENTIFIER	DESCRIPTION	SUGGESTED LIST PRICE USD (\$)
------	-----------------------	-------------	-------------------------------

Select One Code From Each Required Category

D105 Lawn Tractor

F.O.B. Greenville, TN

1010GX	D105 Lawn Tractor	1,499.00
--------	-------------------	----------

ATTACHMENTS FOR FIELD CONVERSION

BM21888	Material Collection System: 6.5 Bushel Hopper and Chute for 100 Series, 42 In. <i>Front Ballast is Recommended when Bagging, Especially on Hills or Inclines.</i>	349.00
BG20020	Miscellaneous: 46 In. Snow Blade <i>Requires Rear Ballast and Tire Chains.</i>	323.14
M88984	Drift Blade	See Parts
BG20436	Front Bumper	74.90
TY15959	Rear Tire Chain Kit (Pair) for 20x8-8	See Parts
AM122263	Skid Shoe, Heavy Duty Left Hand (1) <i>For Snow Blower.</i>	See Parts
AM122264	Skid Shoe, Heavy Duty Right Hand (1) <i>For Snow Blower.</i>	See Parts
BG20260	Sun Canopy	99.00
M150361	Wheel Cover, 6 In. (Chrome)	See Parts
M118001	Wheel Cover, 6 In. (Yellow Plastic)	See Parts
GY00115	Mower Deck and Mower Deck Attachments: Mulch Cover (42 In.)	See Parts
BM21816	Mulch Kit (42 In. or 42X)	99.51

JOHN DEERE LAWN & GARDEN PRODUCTS

LAWN TRACTORS

D105 Lawn Tractor

Continued

CODE	ATTACHMENT IDENTIFIER	DESCRIPTION	SUGGESTED LIST PRICE USD (\$)
ATTACHMENTS FOR FIELD CONVERSION Continued...			
		Order Zone:	
	LPJD100	Bucket Holder (Single)	In Catalog
	LP93617	Riding Mower Deluxe Cover (M)	In Catalog
	LP93917	Riding Mower Standard Cover	In Catalog
	LP31342	Snow Cab 2011 D Series Tractors	In Catalog
	LP21790	Snow Cab 2010 and previous 100 Series Tractors	In Catalog
	BG20621	Spanish North American Kit: Spanish North American Label & Decal Kit	16.06
	R66949	Weights: Quik-Tatch Weight, 42 Lb.	62.06
	BG20029	Quik-Tatch Weight, 42 Lb. (Boxed) <i>Two Required.</i>	63.13
	BG20627	Rear Weight Bracket <i>One Rear Weight Bracket is Required.</i>	54.57
	BM17962	Wheel Weight (Cast Iron, Front, 34 Lb., 5 or 6 in wheel) <i>Requires BM17978 Mounting Hardware.</i>	133.76
	BM17978	Wheel Weight Mounting Hardware (1) for Attaching Front Wheel Weight	10.70
SERVICE CONTRACTS - RESIDENTIAL OWNERS/USE			
<i>Visit http://www.JohnDeere.com/ServicePlans for more information on John Deere Service Contracts. May not be Available in Parts of the U.S., Not Available in Canada. Price may vary due to driving distance and/or time from machine to dealership location.</i>			
		John Deere Extended Service Plan - 3-Year Option <i>3-year extended service plan. (1 year of extended service protection); 3-years of warranty transportation.</i>	199.99
		John Deere Extended Service Plan - 4-Year Option <i>4-year extended service plan. (2 years of extended service protection); 4-years of warranty transportation.</i>	249.99

JOHN DEERE LAWN & GARDEN PRODUCTS

D110 Lawn Tractor Equipment for Base Machine

ENGINE:
*19.5 HP
Overhead Valves
Full Pressure Lubrication
Oil Filter
TRANSMISSION - AUTOMATIC:
Tuff Torq, Hydrostatic,
Infinitely Variable Speed
Two Pedal Foot Control
ELECTRICAL:
Regulated Charging System
9 Amp
OPERATOR STATION:
4-Position Key Switch
with Position for Headlight
Control
Reverse Implement Option (RIO)

STEERING:
Sector & Pinion with Dual
Drag Links
18 In. Turning Radius
THE EDGE CUTTING SYSTEM:
42 In. Cutting Width
1-4 In. Cutting Heights in
1/4 In. Increments
Two Gauge Wheels
MODELS FEATURE:
Cast-Iron Front Axle
Full-Length Welded Steel
Frame
Cargo Mount System
Fuel Tank Capacity
2.4 U.S. Gallons
Fuel Gauge

Integrated Cupholder
WHEELS AND TIRES:
Front Tires:
15x6.00-6 In.
Rear Tires:
20x8.00-8 In.

CODE	ATTACHMENT IDENTIFIER	DESCRIPTION	SUGGESTED LIST PRICE USD (\$)
------	-----------------------	-------------	-------------------------------

Select One Code From Each Required Category

D110 Lawn Tractor

F.O.B. Greenville, TN

0810GX	D110 Lawn Tractor	1,699.00
--------	-------------------	----------

ATTACHMENTS FOR FIELD CONVERSION

BM21888	Material Collection System: 6.5 Bushel Hopper and Chute for 100 Series, 42 In. <i>Front Ballast is Recommended when Bagging, Especially on Hills or Inclines.</i>	349.00
BG20020	Miscellaneous: 46 In. Snow Blade <i>Requires Rear Ballast and Tire Chains.</i>	323.14
M88984	Drift Blade	See Parts
BG20436	Front Bumper	74.90
TY15959	Rear Tire Chain Kit (Pair) for 20x8-8	See Parts
AM122263	Skid Shoe, Heavy Duty Left Hand (1) <i>For Snow Blower.</i>	See Parts
AM122264	Skid Shoe, Heavy Duty Right Hand (1) <i>For Snow Blower.</i>	See Parts
BG20260	Sun Canopy	99.00
M150361	Wheel Cover, 6 In. (Chrome)	See Parts
M118001	Wheel Cover, 6 In. (Yellow Plastic)	See Parts
BG20705	Mower Deck and Mower Deck Attachments: 42 In. Complete Mower Deck	642.00

JOHN DEERE LAWN & GARDEN PRODUCTS

D110 Lawn Tractor

Continued

CODE	ATTACHMENT IDENTIFIER	DESCRIPTION	SUGGESTED LIST PRICE USD (\$)
		ATTACHMENTS FOR FIELD CONVERSION Continued...	
	GY00115	Mulch Cover (42 In.)	See Parts
	BM21816	Mulch Kit (42 In. or 42X)	99.51
		Order Zone:	
	LPJD100	Bucket Holder (Single)	In Catalog
	LP93617	Riding Mower Deluxe Cover (M)	In Catalog
	LP93917	Riding Mower Standard Cover	In Catalog
	LP31342	Snow Cab 2011 D Series Tractors	In Catalog
	LP21790	Snow Cab 2010 and previous 100 Series Tractors	In Catalog
		Spanish North American Kit:	
	BG20621	Spanish North American Label & Decal Kit	16.06
		Weights:	
	R66949	Quik-Tatch Weight, 42 Lb.	62.06
	BG20029	Quik-Tatch Weight, 42 Lb. (Boxed) <i>Two Required.</i>	63.13
	BG20627	Rear Weight Bracket <i>One Rear Weight Bracket is Required.</i>	54.57
	BM17962	Wheel Weight (Cast Iron, Front, 34 Lb., 5 or 6 in wheel) <i>Requires BM17978 Mounting Hardware.</i>	133.76
	BM17978	Wheel Weight Mounting Hardware (1) for Attaching Front Wheel Weight	10.70

SERVICE CONTRACTS - RESIDENTIAL OWNERS/USE

Visit <http://www.JohnDeere.com/ServicePlans> for more information on John Deere Service Contracts. May not be Available in Parts of the U.S., Not Available in Canada. Price may vary due to driving distance and/or time from machine to dealership location.

John Deere Extended Service Plan - 3-Year Option <i>3-year extended service plan. (1 year of extended service protection); 3-years of warranty transportation.</i>	199.99
---	--------

John Deere Extended Service Plan - 4-Year Option <i>4-year extended service plan. (2 years of extended service protection); 4-years of warranty transportation.</i>	249.99
--	--------

JOHN DEERE LAWN & GARDEN PRODUCTS

D120 Lawn Tractor Equipment for Base Machine

ENGINE:	Reverse Implement Option (RIO)	Fuel Gauge
*21 HP	STEERING:	Cargo Door
Overhead Valves	Sector & Pinion with Dual	Integrated Cupholder
Full Pressure Lubrication	Drag Links	WHEELS AND TIRES:
Oil Filter	18 In. Turning Radius	Front Tires:
TRANSMISSION - AUTOMATIC:	THE EDGE CUTTING SYSTEM:	15x6.00-6 In.
Tuff Torq, Hydrostatic,	42 In. Cutting Width	Rear Tires:
Infinitely Variable Speed	1-4 In. Cutting Heights in	20x8.00-8 In.
Two Pedal Foot Control	1/4 In. Increments	
ELECTRICAL:	Two Gauge Wheels	
Regulated Charging System	MODELS FEATURE:	
9 Amp	Cast-Iron Front Axle	
OPERATOR STATION:	Full-Length Welded Steel	
4-Position Key Switch	Frame	
with Position for Headlight	Cargo Mount System	
Control	Fuel Tank Capacity	
Hourmeter with Service Reminder	2.4 U.S. Gallons	

CODE	ATTACHMENT IDENTIFIER	DESCRIPTION	SUGGESTED LIST PRICE USD (\$)
------	-----------------------	-------------	-------------------------------

Select One Code From Each Required Category

D120 Lawn Tractor

F.O.B. Greenville, TN

0820GX	D120 Lawn Tractor	1,799.00
--------	-------------------	----------

ATTACHMENTS FOR FIELD CONVERSION

BM21888	Material Collection System: 6.5 Bushel Hopper and Chute for 100 Series, 42 In. <i>Front Ballast is Recommended when Bagging, Especially on Hills or Inclines.</i>	349.00
BG20020	Miscellaneous: 46 In. Snow Blade <i>Requires Rear Ballast and Tire Chains.</i>	323.14
M88984	Drift Blade	See Parts
BG20436	Front Bumper	74.90
TY15959	Rear Tire Chain Kit (Pair) for 20x8-8	See Parts
AM122263	Skid Shoe, Heavy Duty Left Hand (1) <i>For Snow Blower.</i>	See Parts
AM122264	Skid Shoe, Heavy Duty Right Hand (1) <i>For Snow Blower.</i>	See Parts
BG20260	Sun Canopy	99.00
M150361	Wheel Cover, 6 In. (Chrome)	See Parts
M118001	Wheel Cover, 6 In. (Yellow Plastic)	See Parts
BG20705	Mower Deck and Mower Deck Attachments: 42 In. Complete Mower Deck	642.00

JOHN DEERE LAWN & GARDEN PRODUCTS

D120 Lawn Tractor

Continued

CODE	ATTACHMENT IDENTIFIER	DESCRIPTION	SUGGESTED LIST PRICE USD (\$)
		ATTACHMENTS FOR FIELD CONVERSION Continued...	
	GY00115	Mulch Cover (42 In.)	See Parts
	BM21816	Mulch Kit (42 In. or 42X)	99.51
		Order Zone:	
	LPJD100	Bucket Holder (Single)	In Catalog
	LP93617	Riding Mower Deluxe Cover (M)	In Catalog
	LP93917	Riding Mower Standard Cover	In Catalog
	LP31342	Snow Cab 2011 D Series Tractors	In Catalog
	LP21790	Snow Cab 2010 and previous 100 Series Tractors	In Catalog
		Spanish North American Kit:	
	BG20621	Spanish North American Label & Decal Kit	16.06
		Weights:	
	R66949	Quik-Tatch Weight, 42 Lb.	62.06
	BG20029	Quik-Tatch Weight, 42 Lb. (Boxed) <i>Two Required.</i>	63.13
	BG20627	Rear Weight Bracket <i>One Rear Weight Bracket is Required.</i>	54.57
	BM17962	Wheel Weight (Cast Iron, Front, 34 Lb., 5 or 6 in wheel) <i>Requires BM17978 Mounting Hardware.</i>	133.76
	BM17978	Wheel Weight Mounting Hardware (1) for Attaching Front Wheel Weight	10.70

SERVICE CONTRACTS - RESIDENTIAL OWNERS/USE

Visit <http://www.JohnDeere.com/ServicePlans> for more information on John Deere Service Contracts. May not be Available in Parts of the U.S., Not Available in Canada. Price may vary due to driving distance and/or time from machine to dealership location.

John Deere Extended Service Plan - 3-Year Option 199.99
3-year extended service plan. (1 year of extended service protection);
3-years of warranty transportation.

John Deere Extended Service Plan - 4-Year Option 249.99
4-year extended service plan. (2 years of extended service protection);
4-years of warranty transportation.

JOHN DEERE LAWN & GARDEN PRODUCTS

D130 Lawn Tractor Equipment for Base Machine

ENGINE:	Reverse Implement Option (RIO)	Cargo Door
*22 HP	STEERING:	Integrated Cupholder
V-Twin	Sector & Pinion with Dual	WHEELS AND TIRES:
Overhead Valves	Drag Links	Front Tires:
Full Pressure Lubrication	18 In. Turning Radius	15x6.00-6 In.
Oil Filter	THE EDGE CUTTING SYSTEM:	Rear Tires:
TRANSMISSION - AUTOMATIC:	42 In. Cutting Width	20x10.00-8 In.
Tuff Torq, Hydrostatic,	1-4 In. Cutting Heights in	
Infinitely Variable Speed	1/4 In. Increments	
Two Pedal Foot Control	Two Gauge Wheels	
ELECTRICAL:	MODELS FEATURE:	
Regulated Charging System	Cast-Iron Front Axle	
9 Amp	Full-Length Welded Steel	
OPERATOR STATION:	Frame	
4-Position Key Switch	Cargo Mount System	
with Position for Headlight	Fuel Tank Capacity	
Control	2.4 U.S. Gallons	
Hourmeter with Service Reminder	Fuel Gauge	

CODE	ATTACHMENT IDENTIFIER	DESCRIPTION	SUGGESTED LIST PRICE USD (\$)
------	-----------------------	-------------	-------------------------------

Select One Code From Each Required Category

D130 Lawn Tractor

F.O.B. Greenville, TN

0830GX	D130 Lawn Tractor	1,899.00
--------	-------------------	----------

ATTACHMENTS FOR FIELD CONVERSION

BM21888	Material Collection System: 6.5 Bushel Hopper and Chute for 100 Series, 42 In. <i>Front Ballast is Recommended when Bagging, Especially on Hills or Inclines.</i>	349.00
BG20020	Miscellaneous: 46 In. Snow Blade <i>Requires Rear Ballast and Tire Chains.</i>	323.14
M88984	Drift Blade	See Parts
AM122263	Skid Shoe, Heavy Duty Left Hand (1) <i>For Snow Blower.</i>	See Parts
AM122264	Skid Shoe, Heavy Duty Right Hand (1) <i>For Snow Blower.</i>	See Parts
BG20260	Sun Canopy	99.00
M150361	Wheel Cover, 6 In. (Chrome)	See Parts
M118001	Wheel Cover, 6 In. (Yellow Plastic)	See Parts
BG20705	Mower Deck and Mower Deck Attachments: 42 In. Complete Mower Deck	642.00
GY00115	Mulch Cover (42 In.)	See Parts

JOHN DEERE LAWN & GARDEN PRODUCTS

D130 Lawn Tractor

Continued

CODE	ATTACHMENT IDENTIFIER	DESCRIPTION	SUGGESTED LIST PRICE USD (\$)
		ATTACHMENTS FOR FIELD CONVERSION Continued...	
	BM21816	Mulch Kit (42 In. or 42X)	99.51
		Order Zone:	
	LPJD100	Bucket Holder (Single)	In Catalog
	LP93617	Riding Mower Deluxe Cover (M)	In Catalog
	LP93917	Riding Mower Standard Cover	In Catalog
	LP31342	Snow Cab 2011 D Series Tractors	In Catalog
	LP21790	Snow Cab 2010 and previous 100 Series Tractors	In Catalog
		Seats / Wheels / Tires:	
	TY16200	Tire Chains (Pair) for 20x10-8, 20x10-10	See Parts
		Spanish North American Kit:	
	BG20621	Spanish North American Label & Decal Kit	16.06
		Weights:	
	R66949	Quik-Tatch Weight, 42 Lb.	62.06
	BG20029	Quik-Tatch Weight, 42 Lb. (Boxed) <i>Two Required.</i>	63.13
	BG20627	Rear Weight Bracket <i>One Rear Weight Bracket is Required.</i>	54.57
	BM17962	Wheel Weight (Cast Iron, Front, 34 Lb., 5 or 6 in wheel) <i>Requires BM17978 Mounting Hardware.</i>	133.76
	BM17978	Wheel Weight Mounting Hardware (1) for Attaching Front Wheel Weight	10.70

SERVICE CONTRACTS - RESIDENTIAL OWNERS/USE

Visit <http://www.JohnDeere.com/ServicePlans> for more information on John Deere Service Contracts. May not be Available in Parts of the U.S., Not Available in Canada. Price may vary due to driving distance and/or time from machine to dealership location.

John Deere Extended Service Plan - 3-Year Option 3-year extended service plan. (1 year of extended service protection); 3-years of warranty transportation.	199.99
---	--------

John Deere Extended Service Plan - 4-Year Option 4-year extended service plan. (2 years of extended service protection); 4-years of warranty transportation.	249.99
--	--------

JOHN DEERE LAWN & GARDEN PRODUCTS

D140 Lawn Tractor Equipment for Base Machine

ENGINE:	Reverse Implement Option (RIO)	Cargo Door
*22 HP	STEERING:	Integrated Cupholder
V-Twin	Sector & Pinion with Dual	WHEELS AND TIRES:
Overhead Valves	Drag Links	Front Tires:
Full Pressure Lubrication	18 In. Turning Radius	15x6.00-6 In.
Oil Filter	THE EDGE CUTTING SYSTEM:	Rear Tires:
TRANSMISSION - AUTOMATIC:	48 In. Cutting Width	20x10-8 In
Tuff Torq, Hydrostatic,	1-4 In. Cutting Heights in	
Infinitely Variable Speed	1/4 In. Increments	
Two Pedal Foot Control	Four Gauge Wheels	
ELECTRICAL:	MODELS FEATURE:	
Regulated Charging System	Cast-Iron Front Axle	
9 Amp	Full-Length Welded Steel	
OPERATOR STATION:	Frame	
4-Position Key Switch	Cargo Mount System	
with Position for Headlight	Fuel Tank Capacity	
Control	2.4 U.S. Gallons	
Hourmeter with Service Reminder	Fuel Gauge	

CODE	ATTACHMENT IDENTIFIER	DESCRIPTION	SUGGESTED LIST PRICE USD (\$)
------	-----------------------	-------------	-------------------------------

Select One Code From Each Required Category

D140 Lawn Tractor

F.O.B. Greenville, TN

0840GX	D140 Lawn Tractor	1,999.00
--------	-------------------	----------

ATTACHMENTS FOR FIELD CONVERSION

BM21889	Material Collection System: 6.5 Bushel Hopper and Chute for 100 Series, 48 In. <i>Front Ballast is Recommended when Bagging, Especially on Hills or Inclines.</i>	359.00
BG20020	Miscellaneous: 46 In. Snow Blade <i>Requires Rear Ballast and Tire Chains.</i>	323.14
M88984	Drift Blade	See Parts
BG20436	Front Bumper	74.90
AM122263	Skid Shoe, Heavy Duty Left Hand (1) <i>For Snow Blower.</i>	See Parts
AM122264	Skid Shoe, Heavy Duty Right Hand (1) <i>For Snow Blower.</i>	See Parts
BG20260	Sun Canopy	99.00
M150361	Wheel Cover, 6 In. (Chrome)	See Parts
M118001	Wheel Cover, 6 In. (Yellow Plastic)	See Parts
BG20706	Mower Deck and Mower Deck Attachments: 48 In. Complete Mower Deck	930.90

JOHN DEERE LAWN & GARDEN PRODUCTS

D140 Lawn Tractor

Continued

CODE	ATTACHMENT IDENTIFIER	DESCRIPTION	SUGGESTED LIST PRICE USD (\$)
		ATTACHMENTS FOR FIELD CONVERSION Continued...	
	BG20470	48" Mower Deck Blowout Kit	49.21
	GX21785	High Lift Bagging Blades for 48" Deck	See Parts
	GY20417	Mulch Cover (48 In.)	See Parts
		Order Zone:	
	LPJD100	Bucket Holder (Single)	In Catalog
	LP93617	Riding Mower Deluxe Cover (M)	In Catalog
	LP93917	Riding Mower Standard Cover	In Catalog
	LP31342	Snow Cab 2011 D Series Tractors	In Catalog
	LP21790	Snow Cab 2010 and previous 100 Series Tractors	In Catalog
		Seats / Wheels / Tires:	
	TY16200	Tire Chains (Pair) for 20x10-8, 20x10-10	See Parts
		Spanish North American Kit:	
	BG20621	Spanish North American Label & Decal Kit	16.06
		Weights:	
	R66949	Quik-Tatch Weight, 42 Lb.	62.06
	BG20029	Quik-Tatch Weight, 42 Lb. (Boxed) <i>Two Required.</i>	63.13
	BG20627	Rear Weight Bracket <i>One Rear Weight Bracket is Required.</i>	54.57
	BM17962	Wheel Weight (Cast Iron, Front, 34 Lb., 5 or 6 in wheel) <i>Requires BM17978 Mounting Hardware.</i>	133.76
	BM17978	Wheel Weight Mounting Hardware (1) for Attaching Front Wheel Weight	10.70

SERVICE CONTRACTS - RESIDENTIAL OWNERS/USE

Visit <http://www.JohnDeere.com/ServicePlans> for more information on John Deere Service Contracts. May not be Available in Parts of the U.S., Not Available in Canada. Price may vary due to driving distance and/or time from machine to dealership location.

John Deere Extended Service Plan - 3-Year Option 199.99
3-year extended service plan. (1 year of extended service protection);
3-years of warranty transportation.

John Deere Extended Service Plan - 4-Year Option 249.99
4-year extended service plan. (2 years of extended service protection);
4-years of warranty transportation.

JOHN DEERE LAWN & GARDEN PRODUCTS

D160 Lawn Tractor Equipment for Base Machine

ENGINE:	Hourmeter with Service Reminder	Fuel Gauge
*24 HP	Reverse Implement Option (RIO)	Cargo Door
V-Twin	STEERING:	Integrated Cupholder
Overhead Valves	Sector & Pinion with Dual	WHEELS AND TIRES:
Full Pressure Lubrication	Drag Links	Front Tires:
Oil Filter	18 In. Turning Radius	16x6.5-8 In.
TRANSMISSION - AUTOMATIC:	THE EDGE CUTTING SYSTEM:	Rear Tires:
Tuff Torq, Hydrostatic,	48 In. Cutting Width	22x9.5-12 In.
Infinitely Variable Speed	1-4 In. Cutting Heights in	
Two Pedal Foot Control	1/4 In. Increments	
ELECTRICAL:	Four Gauge Wheels	
12 Volt Power Outlet	MODELS FEATURE:	
Regulated Charging System	Cast-Iron Front Axle	
16 Amp	Full-Length Welded Steel	
OPERATOR STATION:	Frame	
4-Position Key Switch	Cargo Mount System	
with Position for Headlight	Fuel Tank Capacity	
Control	2.4 U.S. Gallons	

CODE	ATTACHMENT IDENTIFIER	DESCRIPTION	SUGGESTED LIST PRICE USD (\$)
------	-----------------------	-------------	-------------------------------

Select One Code From Each Required Category

D160 Lawn Tractor

F.O.B. Greenville, TN

0870GX	D160 Lawn Tractor	2,599.00
--------	-------------------	----------

ATTACHMENTS FOR FIELD CONVERSION

BM21889	Material Collection System: 6.5 Bushel Hopper and Chute for 100 Series, 48 In. <i>Front Ballast is Recommended when Bagging, Especially on Hills or Inclines.</i>	359.00
BG20020	Miscellaneous: 46 In. Snow Blade <i>Requires Rear Ballast and Tire Chains.</i>	323.14
M88984	Drift Blade	See Parts
TY25229	Rear Tire Chain Kit (Pair) for 22x9.5-12	See Parts
AM122263	Skid Shoe, Heavy Duty Left Hand (1) <i>For Snow Blower.</i>	See Parts
AM122264	Skid Shoe, Heavy Duty Right Hand (1) <i>For Snow Blower.</i>	See Parts
BG20260	Sun Canopy	99.00
M150364	Wheel Cover, 12 In. (Chrome)	See Parts
M114663	Wheel Cover, 12 In. (Yellow Plastic)	See Parts
BG20706	Mower Deck and Mower Deck Attachments: 48 In. Complete Mower Deck	930.90

JOHN DEERE LAWN & GARDEN PRODUCTS

D160 Lawn Tractor

Continued

CODE	ATTACHMENT IDENTIFIER	DESCRIPTION	SUGGESTED LIST PRICE USD (\$)
		ATTACHMENTS FOR FIELD CONVERSION Continued...	
	BG20470	48" Mower Deck Blowout Kit	49.21
	GX21785	High Lift Bagging Blades for 48" Deck	See Parts
	GY20417	Mulch Cover (48 In.)	See Parts
		Order Zone:	
	LPJD100	Bucket Holder (Single)	In Catalog
	LP93617	Riding Mower Deluxe Cover (M)	In Catalog
	LP93917	Riding Mower Standard Cover	In Catalog
	LP31342	Snow Cab 2011 D Series Tractors	In Catalog
	LP21790	Snow Cab 2010 and previous 100 Series Tractors	In Catalog
		Spanish North American Kit:	
	BG20621	Spanish North American Label & Decal Kit	16.06
		Weights:	
	R66949	Quik-Tatch Weight, 42 Lb.	62.06
	BG20029	Quik-Tatch Weight, 42 Lb. (Boxed) <i>Two Required.</i>	63.13
	BG20627	Rear Weight Bracket <i>One Rear Weight Bracket is Required.</i>	54.57
	BM17962	Wheel Weight (Cast Iron, Front, 34 Lb., 5 or 6 in wheel) <i>Requires BM17978 Mounting Hardware.</i>	133.76

SERVICE CONTRACTS - RESIDENTIAL OWNERS/USE

Visit <http://www.JohnDeere.com/ServicePlans> for more information on John Deere Service Contracts. May not be Available in Parts of the U.S., Not Available in Canada. Price may vary due to driving distance and/or time from machine to dealership location.

John Deere Extended Service Plan - 3-Year Option <i>3-year extended service plan. (1 year of extended service protection); 3-years of warranty transportation.</i>	199.99
---	--------

John Deere Extended Service Plan - 4-Year Option <i>4-year extended service plan. (2 years of extended service protection); 4-years of warranty transportation.</i>	249.99
--	--------

JOHN DEERE LAWN & GARDEN PRODUCTS

D170 Lawn Tractor Equipment for Base Machine

ENGINE:	Hourmeter with Service Reminder	2.4 U.S. Gallons
26 HP	Reverse Implement Option (RIO)	Fuel Gauge
V-Twin	STEERING:	Cargo Door
Overhead Valves	Sector & Pinion with Dual	Integrated Cupholder
Full Pressure Lubrication	Drag Links	WHEELS AND TIRES:
Oil Filter	18 In. Turning Radius	Front Tires:
TRANSMISSION - AUTOMATIC:	THE EDGE CUTTING SYSTEM:	16x6.5-8 In.
Tuff Torq, Hydrostatic,	54 In. Cutting Width	Rear Tires:
Infinitely Variable Speed	1-4 In. Cutting Heights in	22x9.5-12 In.
Two Pedal Foot Control	1/4 In. Increments	
ELECTRICAL:	Four Gauge Wheels with mid	
12 Volt Power Outlet	deck nose roller	
Regulated Charging System	MODELS FEATURE:	
16 Amp	Cast-Iron Front Axle	
OPERATOR STATION:	Full-Length Welded Steel	
4-Position Key Switch	Frame	
with Position for Headlight	Cargo Mount System	
Control	Fuel Tank Capacity	

CODE	ATTACHMENT IDENTIFIER	DESCRIPTION	SUGGESTED LIST PRICE USD (\$)
------	--------------------------	-------------	-------------------------------------

Select One Code From Each Required Category

D170 Lawn Tractor

F.O.B. Greenville, TN

0880GX	D170 Lawn Tractor	2,799.00
--------	-------------------	----------

ATTACHMENTS FOR FIELD CONVERSION

Material Collection System Hoppers:		
BM21376	6.5 Bushel Hopper, Chute and Power Flow for 100 Series and G110, 54 In. Front Ballast is Recommended when Bagging, Especially on Hills or Inclines.	790.73
Miscellaneous:		
BG20020	46 In. Snow Blade <i>Requires Rear Ballast and Tire Chains.</i>	323.14
M88984	Drift Blade	See Parts
TY25229	Rear Tire Chain Kit (Pair) for 22x9.5-12	See Parts
AM122263	Skid Shoe, Heavy Duty Left Hand (1) <i>For Snow Blower.</i>	See Parts
AM122264	Skid Shoe, Heavy Duty Right Hand (1) <i>For Snow Blower.</i>	See Parts
BG20260	Sun Canopy	99.00
M150364	Wheel Cover, 12 In. (Chrome)	See Parts
M114663	Wheel Cover, 12 In. (Yellow Plastic)	See Parts
Mower Deck and Mower Deck Attachments:		
BG20477	54 In. Complete Mower Deck	1,155.60

JOHN DEERE LAWN & GARDEN PRODUCTS

D170 Lawn Tractor

Continued

CODE	ATTACHMENT IDENTIFIER	DESCRIPTION	SUGGESTED LIST PRICE USD (\$)
		ATTACHMENTS FOR FIELD CONVERSION Continued...	
	BG20707	54 In. Complete Mower Deck	1,155.60
	BG20304	54 In. Mulch Kit <i>Fits G110, 190C.</i>	222.56
		Order Zone:	
	LPJD100	Bucket Holder (Single)	In Catalog
	LP93617	Riding Mower Deluxe Cover (M)	In Catalog
	LP93917	Riding Mower Standard Cover	In Catalog
	LP31342	Snow Cab 2011 D Series Tractors	In Catalog
	LP21790	Snow Cab 2010 and previous 100 Series Tractors	In Catalog
		Spanish North American Kit:	
	BG20621	Spanish North American Label & Decal Kit	16.06
		Weights:	
	R66949	Quik-Tatch Weight, 42 Lb.	62.06
	BG20029	Quik-Tatch Weight, 42 Lb. (Boxed) <i>Two Required.</i>	63.13
	BG20627	Rear Weight Bracket <i>One Rear Weight Bracket is Required.</i>	54.57
	BM17962	Wheel Weight (Cast Iron, Front, 34 Lb., 5 or 6 in wheel) <i>Requires BM17978 Mounting Hardware.</i>	133.76

SERVICE CONTRACTS - RESIDENTIAL OWNERS/USE

Visit <http://www.JohnDeere.com/ServicePlans> for more information on John Deere Service Contracts. May not be Available in Parts of the U.S., Not Available in Canada. Price may vary due to driving distance and/or time from machine to dealership location.

John Deere Extended Service Plan - 3-Year Option <i>3-year extended service plan. (1 year of extended service protection); 3-years of warranty transportation.</i>	199.99
---	--------

John Deere Extended Service Plan - 4-Year Option <i>4-year extended service plan. (2 years of extended service protection); 4-years of warranty transportation.</i>	249.99
--	--------

JOHN DEERE LAWN & GARDEN PRODUCTS

D110 Lawn Tractor - California Model

Equipment for Base Machine

ENGINE:
 *19.5 HP
 Overhead Valves
 Full Pressure Lubrication
 Oil Filter
 TRANSMISSION - AUTOMATIC:
 Tuff Torq, Hydrostatic,
 Infinitely Variable Speed
 Two Pedal Foot Control
 ELECTRICAL:
 Regulated Charging System
 9 Amp
 OPERATOR STATION:
 4-Position Key Switch
 with Position for Headlight
 Control
 Reverse Implement Option (RIO)

STEERING:
 Sector & Pinion with Dual
 Drag Links
 18 In. Turning Radius
 THE EDGE CUTTING SYSTEM:
 42 In. Cutting Width
 1-4 In. Cutting Heights in
 1/4 In. Increments
 Two Gauge Wheels
 MODELS FEATURE:
 Cast-Iron Front Axle
 Full-Length Welded Steel
 Frame
 Cargo Mount System
 Fuel Tank Capacity
 2.4 U.S. Gallons

Fuel Gauge
 Integrated Cupholder
 WHEELS AND TIRES:
 Front Tires:
 15x6.00-6 In.
 Rear Tires:
 20x8.00-8 In.

CODE	ATTACHMENT IDENTIFIER	DESCRIPTION	SUGGESTED LIST PRICE USD (\$)
------	-----------------------	-------------	-------------------------------

Select One Code From Each Required Category

D110 Lawn Tractor

F.O.B. Greenville, TN

0814GX	D110 Lawn Tractor - California Model	1,799.00
--------	--------------------------------------	----------

ATTACHMENTS FOR FIELD CONVERSION

Material Collection System:		
BM21888	6.5 Bushel Hopper and Chute for 100 Series, 42 In.	349.00
Miscellaneous:		
BG20020	46 In. Snow Blade <i>Requires Rear Ballast and Tire Chains.</i>	323.14
M88984	Drift Blade	See Parts
BG20436	Front Bumper	74.90
TY15959	Rear Tire Chain Kit (Pair) for 20x8-8	See Parts
AM122263	Skid Shoe, Heavy Duty Left Hand (1) <i>For Snow Blower.</i>	See Parts
AM122264	Skid Shoe, Heavy Duty Right Hand (1) <i>For Snow Blower.</i>	See Parts
BG20260	Sun Canopy	99.00
M150361	Wheel Cover, 6 In. (Chrome)	See Parts
M118001	Wheel Cover, 6 In. (Yellow Plastic)	See Parts
Mower Deck and Mower Deck Attachments:		
BG20705	42 In. Complete Mower Deck	642.00

JOHN DEERE LAWN & GARDEN PRODUCTS

D110 Lawn Tractor - California Model

Continued

CODE	ATTACHMENT IDENTIFIER	DESCRIPTION	SUGGESTED LIST PRICE USD (\$)
		ATTACHMENTS FOR FIELD CONVERSION Continued...	
	GY00115	Mulch Cover (42 In.)	See Parts
	BM21816	Mulch Kit (42 In. or 42X)	99.51
		Order Zone:	
	LPJD100	Bucket Holder (Single)	In Catalog
	LP93617	Riding Mower Deluxe Cover (M)	In Catalog
	LP93917	Riding Mower Standard Cover	In Catalog
	LP31342	Snow Cab 2011 D Series Tractors	In Catalog
	LP21790	Snow Cab 2010 and previous 100 Series Tractors	In Catalog
		Spanish North American Kit:	
	BG20621	Spanish North American Label & Decal Kit	16.06
		Weights:	
	R66949	Quik-Tatch Weight, 42 Lb.	62.06
	BG20029	Quik-Tatch Weight, 42 Lb. (Boxed) <i>Two Required.</i>	63.13
	BG20627	Rear Weight Bracket <i>One Rear Weight Bracket is Required.</i>	54.57
	BM17962	Wheel Weight (Cast Iron, Front, 34 Lb., 5 or 6 in wheel) <i>Requires BM17978 Mounting Hardware.</i>	133.76
	BM17978	Wheel Weight Mounting Hardware (1) for Attaching Front Wheel Weight	10.70

JOHN DEERE LAWN & GARDEN PRODUCTS

D120 Lawn Tractor - California Model Equipment for Base Machine

ENGINE:	Reverse Implement Option (RIO)	Fuel Gauge
*21 HP	STEERING:	Cargo Door
Overhead Valves	Sector & Pinion with Dual	Integrated Cupholder
Full Pressure Lubrication	Drag Links	WHEELS AND TIRES:
Oil Filer	18 In. Turning Radius	Front Tires:
TRANSMISSION - AUTOMATIC:	THE EDGE CUTTING SYSTEM:	15x6.00-6 In.
Tuff Torq, Hydrostatic,	42 In. Cutting Width	Rear Tires:
Infinitely Variable Speed	1-4 In. Cutting Heights in	20x8.00-8 In.
Two Pedal Foot Control	1/4 In. Increments	
ELECTRICAL:	Two Gauge Wheels	
Regulated Charging System	MODELS FEATURE:	
9 Amp	Cast-Iron Front Axle	
OPERATOR STATION:	Full-Length Welded Steel	
4-Position Key Switch	Frame	
with Position for Headlight	Cargo Mount System	
Control	Fuel Tank Capacity	
Hourmeter with Service Reminder	2.4 U.S. Gallons	

CODE	ATTACHMENT IDENTIFIER	DESCRIPTION	SUGGESTED LIST PRICE USD (\$)
------	-----------------------	-------------	-------------------------------

Select One Code From Each Required Category

D120 Lawn Tractor

F.O.B. Greenville, TN

0823GX	D120 Lawn Tractor - California Model	1,899.00
--------	--------------------------------------	----------

ATTACHMENTS FOR FIELD CONVERSION

	Material Collection System:	
BM21888	6.5 Bushel Hopper and Chute for 100 Series, 42 In.	349.00
	Miscellaneous:	
BG20020	46 In. Snow Blade <i>Requires Rear Ballast and Tire Chains.</i>	323.14
M88984	Drift Blade	See Parts
BG20436	Front Bumper	74.90
TY15959	Rear Tire Chain Kit (Pair) for 20x8-8	See Parts
AM122263	Skid Shoe, Heavy Duty Left Hand (1) <i>For Snow Blower.</i>	See Parts
AM122264	Skid Shoe, Heavy Duty Right Hand (1) <i>For Snow Blower.</i>	See Parts
BG20260	Sun Canopy	99.00
M150361	Wheel Cover, 6 In. (Chrome)	See Parts
M118001	Wheel Cover, 6 In. (Yellow Plastic)	See Parts
	Mower Deck and Mower Deck Attachments:	
BG20705	42 In. Complete Mower Deck	642.00

JOHN DEERE LAWN & GARDEN PRODUCTS

D120 Lawn Tractor - California Model

Continued

CODE	ATTACHMENT IDENTIFIER	DESCRIPTION	SUGGESTED LIST PRICE USD (\$)
		ATTACHMENTS FOR FIELD CONVERSION Continued...	
	GY00115	Mulch Cover (42 In.)	See Parts
	BM21816	Mulch Kit (42 In. or 42X)	99.51
		Order Zone:	
	LPJD100	Bucket Holder (Single)	In Catalog
	LP93617	Riding Mower Deluxe Cover (M)	In Catalog
	LP93917	Riding Mower Standard Cover	In Catalog
	LP31342	Snow Cab 2011 D Series Tractors	In Catalog
	LP21790	Snow Cab 2010 and previous 100 Series Tractors	In Catalog
		Spanish North American Kit:	
	BG20621	Spanish North American Label & Decal Kit	16.06
		Weights:	
	R66949	Quik-Tatch Weight, 42 Lb.	62.06
	BG20029	Quik-Tatch Weight, 42 Lb. (Boxed) <i>Two Required.</i>	63.13
	BG20627	Rear Weight Bracket <i>One Rear Weight Bracket is Required.</i>	54.57
	BM17962	Wheel Weight (Cast Iron, Front, 34 Lb., 5 or 6 in wheel) <i>Requires BM17978 Mounting Hardware.</i>	133.76
	BM17978	Wheel Weight Mounting Hardware (1) for Attaching Front Wheel Weight	10.70

JOHN DEERE LAWN & GARDEN PRODUCTS

D130 Lawn Tractor - California Model

Equipment for Base Machine

ENGINE:		2.4 U.S. Gallons
*22 HP	Reverse Implement Option (RIO)	Fuel Gauge
V-Twin		Cargo Door
Overhead Valves	STEERING:	Integrated Cupholder
Full Pressure Lubrication	Sector & Pinion with Dual	WHEELS AND TIRES:
Oil Filter	Drag Links	Front Tires:
TRANSMISSION - AUTOMATIC:	18 In. Turning Radius	15x6.00-6 In.
Tuff Torq, Hydrostatic,	THE EDGE CUTTING SYSTEM:	Rear Tires:
Infinitely Variable Speed	42 In. Cutting Width	20x10.00-8 In.
Two Pedal Foot Control	1-4 In. Cutting Heights in	
ELECTRICAL:	1/4 In. Increments	
Regulated Charging System	Two Gauge Wheels	
9 Amp	MODELS FEATURE:	
OPERATOR STATION:	Cast-Iron Front Axle	
4-Position Key Switch	Full-Length Welded Steel	
with Position for Headlight	Frame	
Control	Cargo Mount System	
Hourmeter with Service Reminder	Fuel Tank Capacity	

CODE	ATTACHMENT IDENTIFIER	DESCRIPTION	SUGGESTED LIST PRICE USD (\$)
------	-----------------------	-------------	-------------------------------

Select One Code From Each Required Category

D130 Lawn Tractor

F.O.B. Greenville, TN

0833GX	D130 Lawn Tractor - California Model	1,999.00
--------	--------------------------------------	----------

ATTACHMENTS FOR FIELD CONVERSION

BM21888	Material Collection System: 6.5 Bushel Hopper and Chute for 100 Series, 42 In.	349.00
BG20020	Miscellaneous: 46 In. Snow Blade <i>Requires Rear Ballast and Tire Chains.</i>	323.14
M88984	Drift Blade	See Parts
AM122263	Skid Shoe, Heavy Duty Left Hand (1) <i>For Snow Blower.</i>	See Parts
AM122264	Skid Shoe, Heavy Duty Right Hand (1) <i>For Snow Blower.</i>	See Parts
BG20260	Sun Canopy	99.00
M150361	Wheel Cover, 6 In. (Chrome)	See Parts
M118001	Wheel Cover, 6 In. (Yellow Plastic)	See Parts
BG20705	Mower Deck and Mower Deck Attachments: 42 In. Complete Mower Deck	642.00
GY00115	Mulch Cover (42 In.)	See Parts
BM21816	Mulch Kit (42 In. or 42X)	99.51

JOHN DEERE LAWN & GARDEN PRODUCTS

D130 Lawn Tractor - California Model

Continued

CODE	ATTACHMENT IDENTIFIER	DESCRIPTION	SUGGESTED LIST PRICE USD (\$)
ATTACHMENTS FOR FIELD CONVERSION Continued...			
		Order Zone:	
	LPJD100	Bucket Holder (Single)	In Catalog
	LP93617	Riding Mower Deluxe Cover (M)	In Catalog
	LP93917	Riding Mower Standard Cover	In Catalog
	LP31342	Snow Cab 2011 D Series Tractors	In Catalog
	LP21790	Snow Cab 2010 and previous 100 Series Tractors	In Catalog
		Seats / Wheels / Tires:	
	TY16200	Tire Chains (Pair) for 20x10-8, 20x10-10	See Parts
		Spanish North American Kit:	
	BG20621	Spanish North American Label & Decal Kit	16.06
		Weights:	
	R66949	Quik-Tatch Weight, 42 Lb.	62.06
	BG20029	Quik-Tatch Weight, 42 Lb. (Boxed) <i>Two Required.</i>	63.13
	BG20627	Rear Weight Bracket <i>One Rear Weight Bracket is Required.</i>	54.57
	BM17962	Wheel Weight (Cast Iron, Front, 34 Lb., 5 or 6 in wheel) <i>Requires BM17978 Mounting Hardware.</i>	133.76
	BM17978	Wheel Weight Mounting Hardware (1) for Attaching Front Wheel Weight	10.70

JOHN DEERE LAWN & GARDEN PRODUCTS

D140 Lawn Tractor - California Model

Equipment for Base Machine

ENGINE:	Reverse Implement Option (RIO)	Cargo Door
*22 HP	STEERING:	Integrated Cupholder
V-Twin	Sector & Pinion with Dual	WHEELS AND TIRES:
Overhead Valves	Drag Links	Front Tires:
Full Pressure Lubrication	18 In. Turning Radius	15x6.00-6 In.
Oil Filter	THE EDGE CUTTING SYSTEM:	Rear Tires:
TRANSMISSION - AUTOMATIC:	48 In. Cutting Width	20x10-8 In.
Tuff Torq, Hydrostatic,	1-4 In. Cutting Heights in	
Infinitely Variable Speed	1/4 In. Increments	
Two Pedal Foot Control	Four Gauge Wheels	
ELECTRICAL:	MODELS FEATURE:	
Regulated Charging System	Cast-Iron Front Axle	
9 Amp	Full-Length Welded Steel	
OPERATOR STATION:	Frame	
4-Position Key Switch	Cargo Mount System	
with Position for Headlight	Fuel Tank Capacity	
Control	2.4 U.S. Gallons	
Hourmeter with Service Reminder	Fuel Gauge	

CODE	ATTACHMENT IDENTIFIER	DESCRIPTION	SUGGESTED LIST PRICE USD (\$)
------	-----------------------	-------------	-------------------------------

Select One Code From Each Required Category

D140 Lawn Tractor

F.O.B. Greenville, TN

0843GX	D140 Lawn Tractor - California Model	2,099.00
--------	--------------------------------------	----------

ATTACHMENTS FOR FIELD CONVERSION

BM21889	Material Collection System: 6.5 Bushel Hopper and Chute for 100 Series, 48 In.	359.00
BG20020	Miscellaneous: 46 In. Snow Blade <i>Requires Rear Ballast and Tire Chains.</i>	323.14
M88984	Drift Blade	See Parts
BG20436	Front Bumper	74.90
AM122263	Skid Shoe, Heavy Duty Left Hand (1) <i>For Snow Blower.</i>	See Parts
AM122264	Skid Shoe, Heavy Duty Right Hand (1) <i>For Snow Blower.</i>	See Parts
BG20260	Sun Canopy	99.00
M150361	Wheel Cover, 6 In. (Chrome)	See Parts
M118001	Wheel Cover, 6 In. (Yellow Plastic)	See Parts
BG20706	Mower Deck and Mower Deck Attachments: 48 In. Complete Mower Deck	930.90
BG20470	48" Mower Deck Blowout Kit	49.21

JOHN DEERE LAWN & GARDEN PRODUCTS

D140 Lawn Tractor - California Model

Continued

CODE	ATTACHMENT IDENTIFIER	DESCRIPTION	SUGGESTED LIST PRICE USD (\$)
		ATTACHMENTS FOR FIELD CONVERSION Continued...	
	GX21785	High Lift Bagging Blades for 48" Deck	See Parts
	GY20417	Mulch Cover (48 In.)	See Parts
		Order Zone:	
	LPJD100	Bucket Holder (Single)	In Catalog
	LP93617	Riding Mower Deluxe Cover (M)	In Catalog
	LP93917	Riding Mower Standard Cover	In Catalog
	LP31342	Snow Cab 2011 D Series Tractors	In Catalog
	LP21790	Snow Cab 2010 and previous 100 Series Tractors	In Catalog
		Seats / Wheels / Tires:	
	TY16200	Tire Chains (Pair) for 20x10-8, 20x10-10	See Parts
		Spanish North American Kit:	
	BG20621	Spanish North American Label & Decal Kit	16.06
		Weights:	
	R66949	Quik-Tatch Weight, 42 Lb.	62.06
	BG20029	Quik-Tatch Weight, 42 Lb. (Boxed) <i>Two Required.</i>	63.13
	BG20627	Rear Weight Bracket <i>One Rear Weight Bracket is Required.</i>	54.57
	BM17962	Wheel Weight (Cast Iron, Front, 34 Lb., 5 or 6 in wheel) <i>Requires BM17978 Mounting Hardware.</i>	133.76
	BM17978	Wheel Weight Mounting Hardware (1) for Attaching Front Wheel Weight	10.70

JOHN DEERE LAWN & GARDEN PRODUCTS

D160 Lawn Tractor - California Model

Equipment for Base Machine

ENGINE:	Hourmeter with Service Reminder	Fuel Gauge
*24 HP	Reverse Implement Option (RIO)	Cargo Door
V-Twin	STEERING:	Integrated Cupholder
Overhead Valves	Sector & Pinion with Dual	WHEELS AND TIRES:
Full Pressure Lubrication	Drag Links	Front Tires:
Oil Filter	18 In. Turning Radius	16x6.5-8 In.
TRANSMISSION - AUTOMATIC:	THE EDGE CUTTING SYSTEM:	Rear Tires:
Tuff Torq, Hydrostatic,	48 In. Cutting Width	
Infinitely Variable Speed	1-4 In. Cutting Heights in	
Two Pedal Foot Control	1/4 In. Increments	
ELECTRICAL:	Four Gauge Wheels	
12 Volt Power Outlet	MODELS FEATURE:	
Regulated Charging System	Cast-Iron Front Axle	
16 Amp	Full-Length Welded Steel	
OPERATOR STATION:	Frame	
4-Position Key Switch	Cargo Mount System	
with Position for Headlight	Fuel Tank Capacity	
Control	2.4 U.S. Gallons	

CODE	ATTACHMENT IDENTIFIER	DESCRIPTION	SUGGESTED LIST PRICE USD (\$)
------	-----------------------	-------------	-------------------------------

Select One Code From Each Required Category

D160 Lawn Tractor

F.O.B. Greenville, TN

0873GX	D160 Lawn Tractor - California Model	2,699.00
--------	--------------------------------------	----------

ATTACHMENTS FOR FIELD CONVERSION

Material Collection System:		
BM21889	6.5 Bushel Hopper and Chute for 100 Series, 48 In.	359.00
Miscellaneous:		
BG20020	46 In. Snow Blade <i>Requires Rear Ballast and Tire Chains.</i>	323.14
M88984	Drift Blade	See Parts
AM122263	Skid Shoe, Heavy Duty Left Hand (1) <i>For Snow Blower.</i>	See Parts
AM122264	Skid Shoe, Heavy Duty Right Hand (1) <i>For Snow Blower.</i>	See Parts
BG20260	Sun Canopy	99.00
M150364	Wheel Cover, 12 In. (Chrome)	See Parts
M114663	Wheel Cover, 12 In. (Yellow Plastic)	See Parts
Mower Deck and Mower Deck Attachments:		
BG20706	48 In. Complete Mower Deck	930.90
BG20470	48" Mower Deck Blowout Kit	49.21
GX21785	High Lift Bagging Blades for 48" Deck	See Parts

JOHN DEERE LAWN & GARDEN PRODUCTS

D160 Lawn Tractor - California Model

Continued

CODE	ATTACHMENT IDENTIFIER	DESCRIPTION	SUGGESTED LIST PRICE USD (\$)
		ATTACHMENTS FOR FIELD CONVERSION Continued...	
	GY20417	Mulch Cover (48 In.)	See Parts
		Order Zone:	
	LPJD100	Bucket Holder (Single)	In Catalog
	LP93617	Riding Mower Deluxe Cover (M)	In Catalog
	LP93917	Riding Mower Standard Cover	In Catalog
	LP31342	Snow Cab 2011 D Series Tractors	In Catalog
	LP21790	Snow Cab 2010 and previous 100 Series Tractors	In Catalog
		Spanish North American Kit:	
	BG20621	Spanish North American Label & Decal Kit	16.06
		Weights:	
	R66949	Quik-Tatch Weight, 42 Lb.	62.06
	BG20029	Quik-Tatch Weight, 42 Lb. (Boxed) <i>Two Required.</i>	63.13
	BG20627	Rear Weight Bracket <i>One Rear Weight Bracket is Required.</i>	54.57
	BM17962	Wheel Weight (Cast Iron, Front, 34 Lb., 5 or 6 in wheel) <i>Requires BM17978 Mounting Hardware.</i>	133.76

JOHN DEERE LAWN & GARDEN PRODUCTS

D170 Lawn Tractor - California Model

Equipment for Base Machine

ENGINE:	Hourmeter with Service Reminder	2.4 U.S. Gallons
26 HP	Reverse Implement Option (RIO)	Fuel Gauge
V-Twin	STEERING:	Cargo Door
Overhead Valves	Sector & Pinion with Dual	Integrated Cupholder
Full Pressure Lubrication	Drag Links	WHEELS AND TIRES:
Oil Filter	18 In. Turning Radius	Front Tires:
TRANSMISSION - AUTOMATIC:	THE EDGE CUTTING SYSTEM:	16x6.5-8 In.
Tuff Torq, Hydrostatic,	54 In. Cutting Width	Rear Tires:
Infinitely Variable Speed	1-4 In. Cutting Heights in	22x9.5-12 In.
Two Pedal Foot Control	1/4 In. Increments	
ELECTRICAL:	Four Gauge Wheels with mid deck	
12 Volt Power Outlet	nose roller	
Regulated Charging System	MODELS FEATURE:	
16 Amp	Cast-Iron Front Axle	
OPERATOR STATION:	Full-Length Welded Steel	
4-Position Key Switch	Frame	
with Position for Headlight	Cargo Mount System	
Control	Fuel Tank Capacity	

CODE	ATTACHMENT IDENTIFIER	DESCRIPTION	SUGGESTED LIST PRICE USD (\$)
------	-----------------------	-------------	-------------------------------

Select One Code From Each Required Category

D170 Lawn Tractor

F.O.B. Greenville, TN

0883GX	D170 Lawn Tractor - California Model	2,899.00
--------	--------------------------------------	----------

ATTACHMENTS FOR FIELD CONVERSION

	Miscellaneous:	
BG20020	46 In. Snow Blade <i>Requires Rear Ballast and Tire Chains.</i>	323.14
M88984	Drift Blade	See Parts
AM122263	Skid Shoe, Heavy Duty Left Hand (1) <i>For Snow Blower.</i>	See Parts
AM122264	Skid Shoe, Heavy Duty Right Hand (1) <i>For Snow Blower.</i>	See Parts
BG20260	Sun Canopy	99.00
M150364	Wheel Cover, 12 In. (Chrome)	See Parts
M114663	Wheel Cover, 12 In. (Yellow Plastic)	See Parts
	Mower Deck and Mower Deck Attachments:	
BG20477	54 In. Complete Mower Deck	1,155.60
BG20707	54 In. Complete Mower Deck	1,155.60
BG20304	54 In. Mulch Kit <i>Fits G110, 190C.</i>	222.56

JOHN DEERE LAWN & GARDEN PRODUCTS

D170 Lawn Tractor - California Model

Continued

CODE	ATTACHMENT IDENTIFIER	DESCRIPTION	SUGGESTED LIST PRICE USD (\$)
ATTACHMENTS FOR FIELD CONVERSION Continued...			
		Order Zone:	
	LPJD100	Bucket Holder (Single)	In Catalog
	LP93617	Riding Mower Deluxe Cover (M)	In Catalog
	LP93917	Riding Mower Standard Cover	In Catalog
	LP31342	Snow Cab 2011 D Series Tractors	In Catalog
	LP21790	Snow Cab 2010 and previous 100 Series Tractors	In Catalog
		Spanish North American Kit:	
	BG20621	Spanish North American Label & Decal Kit	16.06
		Weights:	
	R66949	Quik-Tatch Weight, 42 Lb.	62.06
	BG20029	Quik-Tatch Weight, 42 Lb. (Boxed) <i>Two Required.</i>	63.13
	BG20627	Rear Weight Bracket <i>One Rear Weight Bracket is Required.</i>	54.57
	BM17962	Wheel Weight (Cast Iron, Front, 34 Lb., 5 or 6 in wheel) <i>Requires BM17978 Mounting Hardware.</i>	133.76

JOHN DEERE LAWN & GARDEN PRODUCTS

LAWN TRACTORS

Select Series X300R Tractor with 42 In. Edge Xtra Rear Discharge Deck Equipment for Base Machine

Exclusive Air Intake System	15x6-6 Front Turf Tires	Headlight Switch
V-Twin Engine	20x10-8 Rear Turf Tires	Hour Meter
Overhead Valves	STEERING	Seat/PTO Interlock Switches
Hemispheric Cylinder Head	2 Wheel Low Effort Steering	Reverse Implement Option
V-Valve Technology	System	MISCELLANEOUS
Cast Iron Cylinder Liners	20 In. Turning Radius	2.0 US Gallon Fuel Tank Capacity
Full Pressure Lubrication with	Cast Iron Front Axle with	Welded C-Channel Frame
Replaceable Oil Filter	Replaceable Metal Bushings	Electric Mower/Implement PTO
18.5 HP	.75 In. Front Spindles	Drive Clutch
42 IN. EDGE XTRA REAR DISCHARGE	AUTOMATIC (HYDROSTATIC)	Foot Pedal Deck and Implement
CUTTING SYSTEM	TRANSMISSION	Lift System
Two .67 In. StarLock	Twin Touch Foot Control	Adjustable Lift Assist Spring
Greaseable Spindles	Tuff-Torque K46 Transaxle	*Engine HP is Provided by the
Two Front 2.6 In. Wide Anti-	Internal Wet Disk Brakes	Engine Manufacturer to be Used
Scalp Wheels	Tow valve	for Comparison Purposes Only,
Wash Ports	5.3 mph (8.5 km/h) Forward,	Actual Operating HP will be
4 Point Mounting	4.0 mph (6.4 km/h) Reverse	Less. Refer to the Engine
Adjustable Down Stop	Travel Speed	Manufacturer's Web Site for
.25 In. Cut Height Increments	Cruise Control	Additional Information.
1 to 3.75 In. Cutting Heights	OPERATOR STATION	
On Board Leveling Gauge	14 In. Steering Wheel	
Exact Adjust Leveling Ports	15 In. Open Back Seat with	
29 In. Uncut Circle Radius	Access Grip, 7 In. Fore-Aft	
INTEGRATED COLLECTION SYSTEM	Adjustment and Adjustable	
8.5 bu. (300 Liter) Collection	Suspension	
Hopper	Cup Holder	
Turbostar Fan	ELECTRICAL SYSTEM	
Automatic PTO Shut Off/Hopper	195 CCA Battery	
Full	15 Amp Regulated Charging System	
TIRES	Four-Position Key Switch with	

CODE	ATTACHMENT IDENTIFIER	DESCRIPTION	SUGGESTED LIST PRICE USD (\$)
------	-----------------------	-------------	-------------------------------

Select One Code From Each Required Category

Select Series X300R

F.O.B. Janesville, Wisconsin

4758M	Select Series X300R Tractor with 42 In. Edge Xtra Rear Discharge Deck	4,199.00
-------	---	----------

DESTINATION

0202	United States and Canada	In Base Price
0230	Australia and New Zealand	Same Price
0195	Mexico	Same Price
0250	Other	Same Price

ATTACHMENTS FOR FIELD CONVERSION

SKU23044	Blades: 44 In. Front Blade (X300) <i>Rear Weights and Tire Chains are Recommended for Additional Traction</i>	547.00
AM135845	Engine: Spark Arrester Muffler Screen (X300s, X500 M-Ts)	See Parts

JOHN DEERE LAWN & GARDEN PRODUCTS
LAWN TRACTORS

Select Series X300R Tractor with 42 In. Edge Xtra Rear Discharge Deck
Continued

CODE	ATTACHMENT IDENTIFIER	DESCRIPTION	SUGGESTED LIST PRICE USD (\$)
		ATTACHMENTS FOR FIELD CONVERSION Continued...	
		FRONT MOUNTED THATCHERS:	
	TY13056	38 In. Front Thatcher (Center) <i>Requires Mounting Frame.</i>	216.14
	TY13036	8 In. Front Thatcher (Extension)	53.50
	BM24000	Thatcher Mounting Frame (X300, X500 M-T)	203.30
		Material Collection System Hoppers:	
	BM21679	7 Bushel Hopper Assembly <i>Requires Appropriate Rear Bagger Chute Front. Ballast Recommended, Especially on Hills or Inclines.</i>	433.36
		Miscellaneous:	
	AM136716	12 Volt Outlet Kit (X300)	See Parts
	BM17981	12 Volt Work Light Kit	51.36
	TY25866	Battery Charger and Maintainer	See Parts
	BM23057	Brush Guard (X300, X500 M-T)	124.11
	BM23056	Bumper (X300s, X500, X530, X534)	62.06
	TY25341	Debris bag	See Parts
	M88984	Drift Blade <i>For Snow Blowers. Requires (2) 19H1914 Bolts and (2) N10217 Lock Nuts.</i>	See Parts
	TY27534	Fuel Protect for Gasoline Engines (8 oz.)	See Parts
	LG256	Home Maintenance Kit <i>For use with MY2007-2009 (Serial 040001-150000).</i>	See Parts
	LG265	Home Maintenance Kit <i>For use with MY2010- (Serial 150001-).</i>	See Parts
	BM22196	Rear Deflector Kit (X300R)	123.06
	AM132109	Rubber Blade Squeegee Kit	See Parts
	AM136046	Seat Net Kit	See Parts
	AM122263	Skid Shoe, Heavy Duty Left Hand (1) <i>For Snow Blower.</i>	See Parts
	AM122264	Skid Shoe, Heavy Duty Right Hand (1) <i>For Snow Blower.</i>	See Parts
	M157831	Skid shoe, Plastic (1) <i>For 44-, 47-, and 54-in. Snow Blowers. Two required.</i>	See Parts
	M115237	Spacer	See Parts
	BM23054	Sun Shade (X300/X500 M-T)	161.57
	AM141153	Wheel Cover, 6 In. (Stainless Steel)	See Parts

JOHN DEERE LAWN & GARDEN PRODUCTS

LAWN TRACTORS

Select Series X300R Tractor with 42 In. Edge Xtra Rear Discharge Deck

Continued

CODE	ATTACHMENT IDENTIFIER	DESCRIPTION	SUGGESTED LIST PRICE USD (\$)
		ATTACHMENTS FOR FIELD CONVERSION Continued...	
	AM141154	Wheel Cover, 8 In. (Stainless Steel)	See Parts
		Mower Deck and Mower Deck Attachments:	
	AM140974	Blade Kit (X300R, Bagging and Rear Discharge)	See Parts
	AM140975	Blade Kit (X300R, Mulching)	See Parts
	AM130907	Mower Deck Leveling Gauge	See Parts
		Order Zone:	
	LP40000	40-In. Tractor Shovel	In Catalog
	LP33712	Manual Angling Kit (44 in Front Blade X300s)	In Catalog
		Protection:	
	LP92624	Seat Cover (Deluxe Medium) - Yellow	In Catalog
	LP92324	Seat Cover - Yellow	In Catalog
		Seats / Wheels / Tires:	
	BM19123	31 Lb. Plastic Rear Wheel Weights	65.27
	TY16200	Tire Chains (Pair) for 20x10-8, 20x10-10	See Parts
		Snow Blowers:	
	SKU23045	44 In. Snow Blower (X300's, X500, X520) <i>Rear Weights and Tire Chains are Recommended for Additional Traction. Winter Grill Cover Recommended on Air-cooled Engines to Prevent Carburetor Icing. Collection Hopper or a BM22196 Rear Deflector Kit are Required. For Snow Blowers built prior to April 2008 (Serial -030001) see DTAC Solution 79224 for Adaptation Instructions.</i>	1,555.00
	AM136691	Winter Grill Cover <i>Used on X300s, MY2007- Model X500 (serial 020001-), X530, and MY2011- X534 (serial 060001-).</i>	See Parts
		Weights:	
	R66949	Quik-Tatch Weight, 42 Lb.	62.06
	BM23621	Weight Bracket, Front (X300/X500 M-T) <i>Allows installation of R66949 Quik-Tatch Weights. Used on X300s, MY2007- Model X500 (serial 020001-), X530, and MY2011- X534 (serial 060001-).</i>	58.86
	BM17962	Wheel Weight (Cast Iron, Front, 34 Lb., 5 or 6 in wheel) <i>Requires BM17978 Mounting Hardware.</i>	133.76
	BM17978	Wheel Weight Mounting Hardware (1) for Attaching Front Wheel Weight	10.70
		SERVICE CONTRACTS - RESIDENTIAL OWNERS/USE	
		<i>Visit http://www.JohnDeere.com/ServicePlans for more information on John Deere Service Contracts. May not be Available in Parts of the U.S., Not Available in Canada. Price may vary due to driving distance and/or time from machine to dealership location.</i>	
		John Deere Extended Service Plan - 5-Year Option	399.99

JOHN DEERE LAWN & GARDEN PRODUCTS
LAWN TRACTORS

Select Series X300R Tractor with 42 In. Edge Xtra Rear Discharge Deck
Continued

CODE	ATTACHMENT IDENTIFIER	DESCRIPTION	SUGGESTED LIST PRICE USD (\$)
		SERVICE CONTRACTS - RESIDENTIAL OWNERS/USE Continued... <i>5-year extended service plan. (1- year of extended service protection); 5-years of warranty transportation.</i>	
		John Deere Extended Service Plan - 6-Year Option <i>6-year extended service plan. (2- years of extended service protection); 6-years of warranty transportation.</i>	529.99

JOHN DEERE LAWN & GARDEN PRODUCTS

LAWN TRACTORS

Select Series X300 Tractor with 42X Edge Xtra Deck Equipment for Base Machine

Exclusive Air Intake System
V-Twin Engine
Overhead Valves
Hemispheric Cylinder Head
V-Valve Technology
Cast Iron Cylinder Liners
Full Pressure Lubrication with
Replaceable Oil Filter
18.5 HP
42 IN. EDGE XTRA CUTTING SYSTEM
Two .67 In. StarLock Greaseable
Spindles
Two Front 2.6 In. Wide
Anti-Scalp Wheels
4 Point Mounting
Adjustable Down Stop
.25 In. Cut Height Increments
1 to 4 In. Cutting Heights
On Board Leveling Gauge
Exact Adjust Leveling Ports
28 in Uncut Circle Radius
TIRES
15x6-6 Front Turf Tires
20x10-8 Rear Turf Tires
STEERING
2 Wheel Low Effort Steering
System
16 In. Turning Radius

Cast Iron Front Axle with
Replaceable Metal Bushings
.75 In. Front Spindles
AUTOMATIC (HYDROSTATIC)
TRANSMISSION
Twin Touch Foot control
Tuff-Torque K46 Transaxle
Internal Wet Disk Brakes
Tow valve
5.5 mph (8.9 km/h) Forward,
4.0 mph (6.4 km/h) Reverse
Travel Speed
Cruise Control
OPERATOR STATION
14 In. Steering Wheel
15 In. Open Back Seat with
Access
Grip, 7 In. Fore-Aft Adjustment
and Adjustable Suspension
Cup Holder
ELECTRICAL SYSTEM
195 CCA Battery
15 Amp Regulated Charging System
Four-Position Key Switch with
Headlight Switch
Hour Meter
Seat/PTO Interlock Switches
Reverse Implement Option

MISCELLANEOUS
3.3 US Gallon Fuel Tank Capacity
Welded C-Channel Frame
Rear Hitch Accepts 2 Quik-Tatch
Weights
Electric Mower/Implement PTO
Drive Clutch
Foot Pedal Deck and Implement
Lift System
Heavy Duty Cargo Mount System
*Engine HP is Provided by the
Engine Manufacturer to be Used
for Comparison Purposes Only,
Actual Operating HP will be
Less. Refer to the Engine
Manufacturer's Web Site for
Additional Information.

CODE	ATTACHMENT IDENTIFIER	DESCRIPTION	SUGGESTED LIST PRICE USD (\$)
------	--------------------------	-------------	-------------------------------------

Select One Code From Each Required Category

Select Series X300 - 42X

F.O.B. Janesville, Wisconsin

470HM	Select Series X300 Tractor with 42X Edge Xtra Deck	2,999.00
-------	--	----------

DESTINATION

0202	United States and Canada	In Base Price
0230	Australia and New Zealand	Same Price
0195	Mexico	Same Price
0250	Other	Same Price

ATTACHMENTS FOR FIELD CONVERSION

SKU23044	Blades: 44 In. Front Blade (X300) <i>Rear Weights and Tire Chains are Recommended for Additional Traction</i>	547.00
AM135845	Engine: Spark Arrester Muffler Screen (X300s, X500 M-Ts)	See Parts

JOHN DEERE LAWN & GARDEN PRODUCTS
LAWN TRACTORS

Select Series X300 Tractor with 42X Edge Xtra Deck
Continued

CODE	ATTACHMENT IDENTIFIER	DESCRIPTION	SUGGESTED LIST PRICE USD (\$)
		ATTACHMENTS FOR FIELD CONVERSION Continued...	
		FRONT MOUNTED THATCHERS:	
	TY13056	38 In. Front Thatcher (Center) <i>Requires Mounting Frame.</i>	216.14
	TY13036	8 In. Front Thatcher (Extension)	53.50
	BM24000	Thatcher Mounting Frame (X300, X500 M-T)	203.30
		Material Collection System Hoppers:	
	BM21679	7 Bushel Hopper Assembly <i>Requires Appropriate Rear Bagger Chute Front. Ballast Recommended, Especially on Hills or Inclines.</i>	433.36
	AM135486	Loose knit bags for 7 bu. Hopper	See Parts
		Material Collection System Power Flow/Rear Bagger Chutes:	
	BM22594	Rear Bagger Chute for 42 In. Mowers	90.96
		Miscellaneous:	
	AM136716	12 Volt Outlet Kit (X300)	See Parts
	BM17981	12 Volt Work Light Kit	51.36
	TY25866	Battery Charger and Maintainer	See Parts
	BM23057	Brush Guard (X300, X500 M-T)	124.11
	BM23056	Bumper (X300s, X500, X530, X534)	62.06
	TY25341	Debris bag	See Parts
	M88984	Drift Blade <i>For Snow Blowers. Requires (2) 19H1914 Bolts and (2) N10217 Lock Nuts.</i>	See Parts
	TY27534	Fuel Protect for Gasoline Engines (8 oz.)	See Parts
	LG256	Home Maintenance Kit <i>For use with MY2006-2010 (Serial 010001-180000).</i>	See Parts
	LG265	Home Maintenance Kit <i>For use with MY2011- (Serial 180001-).</i>	See Parts
	AM132109	Rubber Blade Squeegee Kit	See Parts
	AM136046	Seat Net Kit	See Parts
	AM122263	Skid Shoe, Heavy Duty Left Hand (1) <i>For Snow Blower.</i>	See Parts
	AM122264	Skid Shoe, Heavy Duty Right Hand (1) <i>For Snow Blower.</i>	See Parts
	M157831	Skid shoe, Plastic (1) <i>For 44-, 47-, and 54-in. Snow Blowers. Two required.</i>	See Parts
	M115237	Spacer	See Parts

JOHN DEERE LAWN & GARDEN PRODUCTS
LAWN TRACTORS

Select Series X300 Tractor with 42X Edge Xtra Deck
Continued

CODE	ATTACHMENT IDENTIFIER	DESCRIPTION	SUGGESTED LIST PRICE USD (\$)
		ATTACHMENTS FOR FIELD CONVERSION Continued...	
	BM23054	Sun Shade (X300/X500 M-T)	161.57
	AM141153	Wheel Cover, 6 In. (Stainless Steel)	See Parts
	AM141154	Wheel Cover, 8 In. (Stainless Steel)	See Parts
		Mower Deck and Mower Deck Attachments:	
	SKU24193	42 In. Edge Xtra Deck (42X)	600.00
	BM22550	Anti-Scalp Wheel Extension Kit <i>For use with MY2007 X320 (Serial 040001-085000), X324 (Serial 040001-085000), and the Model X500 M-T Tractor (Serial 020001-030000). Also for use with non-current SKU22194 (48X with Non-Rotateable Anti-Scalp Wheels) Cartoned Deck.</i>	57.79
	AM141034	Blade Kit (42X, Bagging)	See Parts
	AM141033	Blade Kit (42X, Mulching)	See Parts
	AM141032	Blade Kit (42X, Side Discharge)	See Parts
	BM20505	Front Blowout Baffle for 42 In. Mower (42C/42X)	38.51
	AM130907	Mower Deck Leveling Gauge	See Parts
	BM21816	Mulch Kit (42 In. or 42X)	99.51
		Order Zone:	
	LP23117	125 lb. Electric Broadcast Spreader Barrier Shield	In Catalog
	LP3301	125 lb. Select Series Mounted Electric Broadcast Spreader <i>Requires Front Wheel Weights or Front Weight Bracket and 2 weights.</i>	In Catalog
	LP22861	25-gal. Mounted Sprayer <i>Tractors equipped with this sprayer require installation of the mid-mount mower, a front attachment, four front suitcase weights, or two front wheel weights.</i>	In Catalog
	LP40000	40-In. Tractor Shovel	In Catalog
	LP1001	42-In. Tractor Grass Groomer	In Catalog
	LPJD400	Bucket (5 gallon)	In Catalog
	JD01673	Bucket (6 gallon with lid)	In Catalog
	LPJD301	Bucket Holder (Double)	In Catalog
	LPJD100	Bucket Holder (Single)	In Catalog
	LP33711	Electric Lift Kit <i>For Snow Blower and Front Blade.</i>	In Catalog
	LP33712	Manual Angling Kit (44 in Front Blade X300s)	In Catalog
	LP93617	Riding Mower Deluxe Cover (M)	In Catalog

JOHN DEERE LAWN & GARDEN PRODUCTS

LAWN TRACTORS

Select Series X300 Tractor with 42X Edge Xtra Deck

Continued

CODE	ATTACHMENT IDENTIFIER	DESCRIPTION	SUGGESTED LIST PRICE USD (\$)
		ATTACHMENTS FOR FIELD CONVERSION Continued...	
	LP93917	Riding Mower Standard Cover	In Catalog
		Protection:	
	LP92624	Seat Cover (Deluxe Medium) - Yellow	In Catalog
	LP92324	Seat Cover - Yellow	In Catalog
		Seats / Wheels / Tires:	
	TY16200	Tire Chains (Pair) for 20x10-8, 20x10-10	See Parts
		Snow Blowers:	
	SKU23045	44 In. Snow Blower (X300's, X500, X520) <i>Rear Weights and Tire Chains are Recommended for Additional Traction. Winter Grill Cover Recommended on Air-cooled Engines to Prevent Carburetor Icing. X300, X304 Tractors Shipped less deck or with 38X, 42X or 42M (SN -150000) Decks need to also Order AM136646 Lift Assist Spring Kit.</i>	1,555.00
	AM136646	Lift Assist Spring Kit	See Parts
	AM136691	Winter Grill Cover <i>Used on X300s, MY2007- Model X500 (serial 020001-), X530, and MY2011- X534 (serial 060001-).</i>	See Parts
		Weights:	
	R66949	Quik-Tatch Weight, 42 Lb. <i>Use up to 2 Weights on the rear of X300 Series Tractors</i>	62.06
	BM23621	Weight Bracket, Front (X300/X500 M-T) <i>Allows installation of R66949 Quik-Tatch Weights. Used on X300s, MY2007- Model X500 (serial 020001-), X530, and MY2011- X534 (serial 060001-).</i>	58.86
	BM17962	Wheel Weight (Cast Iron, Front, 34 Lb., 5 or 6 in wheel) <i>Requires BM17978 Mounting Hardware.</i>	133.76
	BM17978	Wheel Weight Mounting Hardware (1) for Attaching Front Wheel Weight	10.70

SERVICE CONTRACTS - RESIDENTIAL OWNERS/USE

Visit <http://www.JohnDeere.com/ServicePlans> for more information on John Deere Service Contracts. May not be Available in Parts of the U.S., Not Available in Canada. Price may vary due to driving distance and/or time from machine to dealership location.

John Deere Extended Service Plan - 5-Year Option <i>5-year extended service plan. (1- year of extended service protection); 5-years of warranty transportation.</i>	399.99
--	--------

John Deere Extended Service Plan - 6-Year Option <i>6-year extended service plan. (2- years of extended service protection); 6-years of warranty transportation.</i>	529.99
---	--------

JOHN DEERE LAWN & GARDEN PRODUCTS

LAWN TRACTORS

Select Series X300 Tractor with 48X Edge Xtra Deck Equipment for Base Machine

Exclusive Air Intake System
V-Twin Engine
Overhead Valves
Hemispheric Cylinder Head
V-Valve Technology
Cast Iron Cylinder Liners
Full Pressure Lubrication with

Replaceable Oil Filter
18.5 HP
48 IN. EDGE XTRA CUTTING SYSTEM

Three .79 In. Greaseable
Spindles
Two Front and Two Rear 2.6 In.

Wide Rotateable Anti-Scalp
Wheels
No Tools Anti-Scalp Wheel Cut
Height Adjustment
Two 2.9 In Wide Front
Anti-Scalp Rollers
4 Point Mounting
Adjustable Down Stop
.25 In. Cut Height Increments
1 to 4 In. Cutting Heights
On Board Leveling Gauge
Exact Adjust Leveling Ports
21 In. Uncut Circle Radius
TIRES
15x6-6 Front Turf Tires
20x10-8 Rear Turf Tires
STEERING

2 Wheel Low Effort Steering
System
16 In. Turning Radius
Cast Iron Front Axle with
Replaceable Metal Bushings
.75 In. Front Spindles
AUTOMATIC (HYDROSTATIC)
TRANSMISSION
Twin Touch Foot control
Tuff-Torque K46 Transaxle
Internal Wet Disk Brakes
Tow valve
5.5 mph (8.9 km/h) Forward,
4.0 mph (6.4 km/h) Reverse
Travel Speed
Cruise Control
OPERATOR STATION
14 In. Steering Wheel
15 In. Open Back Seat with
Access
Grip, 7 In. Fore-Aft Adjustment

and Adjustable Suspension
Cup Holder
ELECTRICAL SYSTEM
195 CCA Battery
15 Amp Regulated Charging
System
Four-Position Key Switch with
Headlight Switch
Hour Meter
Seat/PTO Interlock Switches
Reverse Implement Option

MISCELLANEOUS
3.3 US Gallon Fuel Tank
Capacity
Welded C-Channel Frame
Rear Hitch Accepts 2 Quik-Tatch

Weights
Electric Mower/Implement PTO
Drive Clutch
Foot Pedal Deck and Implement
Lift System
Adjustable Lift Assist Spring
Heavy Duty Cargo Mount System
*Engine HP is Provided by the
Engine Manufacturer to be
Used
for Comparison Purposes Only,

Actual Operating HP will be

Less. Refer to the Engine
Manufacturer's Web Site for
Additional Information

CODE	ATTACHMENT IDENTIFIER	DESCRIPTION	SUGGESTED LIST PRICE USD (\$)
------	--------------------------	-------------	-------------------------------------

Select One Code From Each Required Category

Select Series X300 - 48X

F.O.B. Janesville, Wisconsin

470GM	Select Series X300 Tractor with 48X Edge Xtra Deck	3,399.00
-------	--	----------

DESTINATION

0202	United States and Canada	In Base Price
0230	Australia and New Zealand	Same Price
0195	Mexico	Same Price
0250	Other	Same Price

ATTACHMENTS FOR FIELD CONVERSION

SKU23044	Blades: 44 In. Front Blade (X300) <i>Rear Weights and Tire Chains are Recommended for Additional Traction</i>	547.00
----------	--	--------

JOHN DEERE LAWN & GARDEN PRODUCTS
LAWN TRACTORS

Select Series X300 Tractor with 48X Edge Xtra Deck
Continued

CODE	ATTACHMENT IDENTIFIER	DESCRIPTION	SUGGESTED LIST PRICE USD (\$)
		ATTACHMENTS FOR FIELD CONVERSION Continued...	
		Engine:	
	AM135845	Spark Arrester Muffler Screen (X300s, X500 M-Ts)	See Parts
		FRONT MOUNTED THATCHERS:	
	TY13056	38 In. Front Thatcher (Center) <i>Requires Mounting Frame.</i>	216.14
	TY13036	8 In. Front Thatcher (Extension)	53.50
	BM24000	Thatcher Mounting Frame (X300, X500 M-T)	203.30
		Material Collection System Hoppers:	
	BM21679	7 Bushel Hopper Assembly <i>Requires Appropriate Rear Bagger Chute Front. Ballast Recommended, Especially on Hills or Inclines.</i>	433.36
	AM135486	Loose knit bags for 7 bu. Hopper	See Parts
		Material Collection System Power Flow Blowers:	
	BM22696	48C/48X High-Performance Blower Assembly for Mowers with Rotateable Anti-Scalp Wheels (X300/X500 M-T/X700) <i>For use with MY2006 X320 (Serial 010001-040000), X324 (Serial) 010001-040000, Model X500 M-T Tractor (Serial 010001-020000), MY2008 X320 (Serial 085001-), MY2008 X324 (Serial 085001-) MY2008 X500 (Serial 030001-) and X360. Also for use with SKU21895 (48X with Rotateable Anti-Scalp Wheels) Cartoned Deck.</i>	541.41
		Material Collection System Power Flow/Rear Bagger Chutes:	
	BM21681	Power Flow Chute (7 bu.) <i>For 48C, 48X, 54C or 54X Series Blowers.</i>	114.49
		Miscellaneous:	
	AM136716	12 Volt Outlet Kit (X300)	See Parts
	BM17981	12 Volt Work Light Kit	51.36
	TY25866	Battery Charger and Maintainer	See Parts
	BM23057	Brush Guard (X300, X500 M-T)	124.11
	BM23056	Bumper (X300s, X500, X530, X534)	62.06
	TY25341	Debris bag	See Parts
	M88984	Drift Blade <i>For Snow Blowers. Requires (2) 19H1914 Bolts and (2) N10217 Lock Nuts.</i>	See Parts
	TY27534	Fuel Protect for Gasoline Engines (8 oz.)	See Parts
	LG256	Home Maintenance Kit <i>For use with MY2006-2010 (Serial 010001-180000).</i>	See Parts
	LG265	Home Maintenance Kit <i>For use with MY2011- (Serial 180001-).</i>	See Parts
	AM132109	Rubber Blade Squeegee Kit	See Parts

JOHN DEERE LAWN & GARDEN PRODUCTS
LAWN TRACTORS

Select Series X300 Tractor with 48X Edge Xtra Deck
Continued

CODE	ATTACHMENT IDENTIFIER	DESCRIPTION	SUGGESTED LIST PRICE USD (\$)
		ATTACHMENTS FOR FIELD CONVERSION Continued...	
	AM136046	Seat Net Kit	See Parts
	AM122263	Skid Shoe, Heavy Duty Left Hand (1) <i>For Snow Blower.</i>	See Parts
	AM122264	Skid Shoe, Heavy Duty Right Hand (1) <i>For Snow Blower.</i>	See Parts
	M157831	Skid shoe, Plastic (1) <i>For 44-, 47-, and 54-in. Snow Blowers. Two required.</i>	See Parts
	M115237	Spacer	See Parts
	BM23054	Sun Shade (X300/X500 M-T)	161.57
	AM141153	Wheel Cover, 6 In. (Stainless Steel)	See Parts
	AM141154	Wheel Cover, 8 In. (Stainless Steel)	See Parts
		Mower Deck and Mower Deck Attachments:	
	SKU24195	48 in Edge Xtra Deck with Rotateable Anti-Scalp Wheels (48X)	1,000.00
	M127673	Blade (48C/48X, Mulching)	See Parts
	M145476	Blade (48C/48X, Side Discharge)	See Parts
	BM19894	Leaf Bagging Kit (48C/48X Mower) <i>Contains Three Bolt-on Deck Lips for Improved Bagging of Leaves.</i>	99.51
	AM130907	Mower Deck Leveling Gauge	See Parts
	BM20007	Mulch Kit (48C/48X)	157.29
		Order Zone:	
	LP23117	125 lb. Electric Broadcast Spreader Barrier Shield	In Catalog
	LP3301	125 lb. Select Series Mounted Electric Broadcast Spreader <i>Requires Front Wheel Weights or Front Weight Bracket and 2 weights.</i>	In Catalog
	LP22861	25-gal. Mounted Sprayer <i>Tractors equipped with this sprayer require installation of the mid-mount mower, a front attachment, four front suitcase weights, or two front wheel weights.</i>	In Catalog
	LP40000	40-In. Tractor Shovel	In Catalog
	LP1002	48-In. / 54-In. Tractor Grass Groomer	In Catalog
	LPJD400	Bucket (5 gallon)	In Catalog
	JD01673	Bucket (6 gallon with lid)	In Catalog
	LPJD301	Bucket Holder (Double)	In Catalog
	LPJD100	Bucket Holder (Single)	In Catalog
	LP33711	Electric Lift Kit <i>For Snow Blower and Front Blade.</i>	In Catalog

JOHN DEERE LAWN & GARDEN PRODUCTS

LAWN TRACTORS

Select Series X300 Tractor with 48X Edge Xtra Deck

Continued

CODE	ATTACHMENT IDENTIFIER	DESCRIPTION	SUGGESTED LIST PRICE USD (\$)
		ATTACHMENTS FOR FIELD CONVERSION Continued...	
	LP33712	Manual Angling Kit (44 in Front Blade X300s)	In Catalog
	LP93617	Riding Mower Deluxe Cover (M)	In Catalog
	LP93917	Riding Mower Standard Cover	In Catalog
		Protection:	
	LP92624	Seat Cover (Deluxe Medium) - Yellow	In Catalog
	LP92324	Seat Cover - Yellow	In Catalog
		Seats / Wheels / Tires:	
	TY16200	Tire Chains (Pair) for 20x10-8, 20x10-10	See Parts
		Snow Blowers:	
	SKU23045	44 In. Snow Blower (X300's, X500, X520)	1,555.00
	AM136691	Winter Grill Cover <i>Used on X300s, MY2007- Model X500 (serial 020001-), X530, and MY2011- X534 (serial 060001-).</i>	See Parts
		Weights:	
	R66949	Quik-Tatch Weight, 42 Lb. <i>Use up to 2 Weights on the rear of X300 Series Tractors</i>	62.06
	BM23621	Weight Bracket, Front (X300/X500 M-T) <i>Allows installation of R66949 Quik-Tatch Weights. Used on X300s, MY2007- Model X500 (serial 020001-), X530, and MY2011- X534 (serial 060001-).</i>	58.86
	BM17962	Wheel Weight (Cast Iron, Front, 34 Lb., 5 or 6 in wheel) <i>Requires BM17978 Mounting Hardware.</i>	133.76
	BM17978	Wheel Weight Mounting Hardware (1) for Attaching Front Wheel Weight	10.70

SERVICE CONTRACTS - RESIDENTIAL OWNERS/USE

Visit <http://www.JohnDeere.com/ServicePlans> for more information on John Deere Service Contracts. May not be Available in Parts of the U.S., Not Available in Canada. Price may vary due to driving distance and/or time from machine to dealership location.

John Deere Extended Service Plan - 5-Year Option <i>5-year extended service plan. (1- year of extended service protection); 5-years of warranty transportation.</i>	399.99
--	--------

John Deere Extended Service Plan - 6-Year Option <i>6-year extended service plan. (2- years of extended service protection); 6-years of warranty transportation.</i>	529.99
---	--------

JOHN DEERE LAWN & GARDEN PRODUCTS

LAWN TRACTORS

Select Series X300 Tractor Less Deck Equipment for Base Machine

Exclusive Air Intake System
V-Twin Engine
Overhead Valves
Hemispheric Cylinder Head
V-Valve Technology
Cast Iron Cylinder Liners
Full Pressure Lubrication with

Replaceable Oil Filter
18.5 HP
LESS MOWER STANDARD
OPTIONAL 38 IN. or 42 IN. EDGE

XTRA CUTTING SYSTEM or 42 IN.
EDGE MULCH CUTTING SYSTEM
Two .67 In. StarLock Greaseable

Spindles
Two Front 2.6 In. Wide
Anti-Scalp Wheels
4 Point Mounting
Adjustable Down Stop
.25 In. Cut Height Increments

1 to 4 In. Cutting Heights
On Board Leveling Gauge
Exact Adjust Leveling Ports
28 In. Uncut Circle Radius
(38X, 42X)
27 in Uncut Circle Radius
(42 Edge Mulch)
Removable Material Gates with
On Board Storage (42 Edge
Mulch)
OPTIONAL 48 IN. EDGE XTRA
CUTTING SYSTEM
Three .79 In. Greaseable
Spindles
Two Front and Two Rear 2.6 In.

Wide Rotateable Anti-Scalp

Wheels
No Tools Anti-Scalp Wheel Cut

Height Adjustment
Two 2.9 In Wide Front
Anti-Scalp Rollers
4 Point Mounting
Adjustable Down Stop
.25 In. Cut Height Increments

1 to 4 In. Cutting Heights
On Board Leveling Gauge
Exact Adjust Leveling Ports
21 In. Uncut Circle Radius
TIRES
15x6-6 Front Turf Tires
20x10-8 Rear Turf Tires
STEERING

2 Wheel Low Effort Steering
System
16 In. Turning Radius
Cast Iron Front Axle with
Replaceable Metal Bushings
.75 In. Front Spindles
AUTOMATIC (HYDROSTATIC)
TRANSMISSION
Twin Touch Foot control
Tuff-Torque K46 Transaxle
Internal Wet Disk Brakes
Tow valve
5.5 mph (8.9 km/h) Forward,
4.0 mph (6.4 km/h) Reverse
Travel Speed
Cruise Control
OPERATOR STATION
14 In. Steering Wheel
15 In. Open Back Seat with
Access
Grip, 7 In. Fore-Aft Adjustment

and Adjustable Suspension

Cup Holder
ELECTRICAL SYSTEM
195 CCA Battery
15 Amp Regulated Charging
System
Four-Position Key Switch with
Headlight Switch
Hour Meter
Seat/PTO Interlock Switches
Reverse Implement Option
MISCELLANEOUS
3.3 US Gallon Fuel Tank
Capacity
Welded C-Channel Frame
Rear Hitch Accepts 2 Quik-Tatch

Weights
Electric Mower/Implement PTO
Drive Clutch
Foot Pedal Deck and Implement
Lift System
Heavy Duty Cargo Mount System
*Engine HP is Provided by the
Engine Manufacturer to be
Used
for Comparison Purposes Only,

Actual Operating HP will be

Less. Refer to the Engine
Manufacturer's Web Site for
Additional Information

CODE	ATTACHMENT IDENTIFIER	DESCRIPTION	SUGGESTED LIST PRICE USD (\$)
------	-----------------------	-------------	-------------------------------

Select One Code From Each Required Category

Select Series X300

F.O.B. Janesville, Wisconsin

470JM	Select Series X300 Tractor Less Deck	2,499.00
-------	--------------------------------------	----------

DESTINATION

0202	United States and Canada	In Base Price
0230	Australia and New Zealand	Same Price
0195	Mexico	Same Price
0250	Other	Same Price

ATTACHMENTS FOR FIELD CONVERSION

JOHN DEERE LAWN & GARDEN PRODUCTS

LAWN TRACTORS

Select Series X300 Tractor Less Deck

Continued

CODE	ATTACHMENT IDENTIFIER	DESCRIPTION	SUGGESTED LIST PRICE USD (\$)
		ATTACHMENTS FOR FIELD CONVERSION Continued...	
		Blades:	
	SKU23044	44 In. Front Blade (X300) <i>Rear Weights and Tire Chains are Recommended for Additional Traction</i>	547.00
		Engine:	
	AM135845	Spark Arrester Muffler Screen (X300s, X500 M-Ts)	See Parts
		FRONT MOUNTED THATCHERS:	
	TY13056	38 In. Front Thatcher (Center) <i>Requires Mounting Frame.</i>	216.14
	TY13036	8 In. Front Thatcher (Extension)	53.50
	BM24000	Thatcher Mounting Frame (X300, X500 M-T)	203.30
		Material Collection System Hoppers:	
	BM21679	7 Bushel Hopper Assembly <i>Requires Appropriate Rear Bagger Chute Front. Ballast Recommended, Especially on Hills or Inclines.</i>	433.36
	AM135486	Loose knit bags for 7 bu. Hopper	See Parts
		Material Collection System Power Flow Blowers:	
	BM22696	48C/48X High-Performance Blower Assembly for Mowers with Rotateable Anti-Scalp Wheels (X300/X500 M-T/X700) <i>For use with MY2006 X320 (Serial 010001-040000), X324 (Serial) 010001-040000, Model X500 M-T Tractor (Serial 010001-020000), MY2008 X320 (Serial 085001-), MY2008 X324 (Serial 085001-) MY2008 X500 (Serial 030001-) and X360. Also for use with SKU21895 (48X with Rotateable Anti-Scalp Wheels) Cartoned Deck.</i>	541.41
		Material Collection System Power Flow/Rear Bagger Chutes:	
	BM21681	Power Flow Chute (7 bu.) <i>For 48C, 48X, 54C or 54X Series Blowers.</i>	114.49
	BM20982	Rear Bagger Chute for 38 In. Mowers	73.83
	BM22594	Rear Bagger Chute for 42 In. Mowers	90.96
		Miscellaneous:	
	AM136716	12 Volt Outlet Kit (X300)	See Parts
	BM17981	12 Volt Work Light Kit	51.36
	TY25866	Battery Charger and Maintainer	See Parts
	BM23057	Brush Guard (X300, X500 M-T)	124.11
	BM23056	Bumper (X300s, X500, X530, X534)	62.06
	TY25341	Debris bag	See Parts
	M88984	Drift Blade <i>For Snow Blowers. Requires (2) 19H1914 Bolts and (2) N10217 Lock Nuts.</i>	See Parts
	TY27534	Fuel Protect for Gasoline Engines (8 oz.)	See Parts

JOHN DEERE LAWN & GARDEN PRODUCTS
LAWN TRACTORS

Select Series X300 Tractor Less Deck
Continued

CODE	ATTACHMENT IDENTIFIER	DESCRIPTION	SUGGESTED LIST PRICE USD (\$)
		ATTACHMENTS FOR FIELD CONVERSION Continued...	
	LG256	Home Maintenance Kit <i>For use with MY2006-2010 (Serial 010001-180000).</i>	See Parts
	LG265	Home Maintenance Kit <i>For use with MY2011- (Serial 180001-).</i>	See Parts
	AM132109	Rubber Blade Squeegee Kit	See Parts
	AM136046	Seat Net Kit	See Parts
	AM122263	Skid Shoe, Heavy Duty Left Hand (1) <i>For Snow Blower.</i>	See Parts
	AM122264	Skid Shoe, Heavy Duty Right Hand (1) <i>For Snow Blower.</i>	See Parts
	M157831	Skid shoe, Plastic (1) <i>For 44-, 47-, and 54-in. Snow Blowers. Two required.</i>	See Parts
	M115237	Spacer	See Parts
	BM23054	Sun Shade (X300/X500 M-T)	161.57
	AM141153	Wheel Cover, 6 In. (Stainless Steel)	See Parts
	AM141154	Wheel Cover, 8 In. (Stainless Steel)	See Parts
		Mower Deck and Mower Deck Attachments:	
	SKU24192	38 in Edge Xtra Deck (38X)	600.00
	SKU24194	42 In. Edge Mulch Deck (42M) <i>Also order AM136646 Lift Assist Spring Kit when used on X300-38, X300-42X, X300-Less deck, X304-42X, X300-42X or with MY2006-MY2009 (Serial 010001-150,000) X300-42M tractors.</i>	700.00
	SKU24195	48 in Edge Xtra Deck with Rotateable Anti-Scalp Wheels (48X)	1,000.00
	BM22550	Anti-Scalp Wheel Extension Kit <i>For use with MY2007 X320 (Serial 040001-085000), X324 (Serial 040001-085000), and the Model X500 M-T Tractor (Serial 020001-030000). Also for use with non-current SKU22194 (48X with Non-Rotateable Anti-Scalp Wheels) Cartoned Deck.</i>	57.79
	M154062	Blade (42X, Bagging, Starlock)	See Parts
	M127673	Blade (48C/48X, Mulching)	See Parts
	M145476	Blade (48C/48X, Side Discharge)	See Parts
	AM141040	Blade Kit (38X, Mulching)	See Parts
	AM141039	Blade Kit (38X, Side Discharge Kit)	See Parts
	AM140332	Blade Kit (42M, Mulching Low Lift)	See Parts
	AM140973	Blade Kit (42M, Mulching)	See Parts

JOHN DEERE LAWN & GARDEN PRODUCTS

LAWN TRACTORS

Select Series X300 Tractor Less Deck

Continued

CODE	ATTACHMENT IDENTIFIER	DESCRIPTION	SUGGESTED LIST PRICE USD (\$)
		ATTACHMENTS FOR FIELD CONVERSION Continued...	
	AM141034	Blade Kit (42X, Bagging)	See Parts
	AM141033	Blade Kit (42X, Mulching)	See Parts
	AM141032	Blade Kit (42X, Side Discharge)	See Parts
	AM141041	Blade, Kit (38X) Bagging	See Parts
	BM20505	Front Blowout Baffle for 42 In. Mower (42C/42X)	38.51
	BM19894	Leaf Bagging Kit (48C/48X Mower) <i>Contains Three Bolt-on Deck Lips for Improved Bagging of Leaves.</i>	99.51
	AM130907	Mower Deck Leveling Gauge	See Parts
	AM108476	Mower Deck Wear Plate (38 In. Mower)	See Parts
	M150883	Mower Leaf Mulcher Plate Assembly (38/38X)	See Parts
	AM103851	Mower Lip Kit (Left), 38 In. Mower	See Parts
	AM103852	Mower Lip Kit (Right Rear), 38 In. Mower	See Parts
	BM21817	Mulch Kit (38 In. or 38X) <i>For 2 Spindle Mowers</i>	131.61
	BM21816	Mulch Kit (42 In. or 42X)	99.51
	BM20007	Mulch Kit (48C/48X)	157.29
		Order Zone:	
	LP23117	125 lb. Electric Broadcast Spreader Barrier Shield	In Catalog
	LP3301	125 lb. Select Series Mounted Electric Broadcast Spreader <i>Requires Front Wheel Weights or Front Weight Bracket and 2 weights.</i>	In Catalog
	LP22861	25-gal. Mounted Sprayer <i>Tractors equipped with this sprayer require installation of the mid-mount mower, a front attachment, four front suitcase weights, or two front wheel weights.</i>	In Catalog
	LP40000	40-In. Tractor Shovel	In Catalog
	LP1001	42-In. Tractor Grass Groomer	In Catalog
	LP1002	48-In. / 54-In. Tractor Grass Groomer	In Catalog
	LPJD400	Bucket (5 gallon)	In Catalog
	JD01673	Bucket (6 gallon with lid)	In Catalog
	LPJD301	Bucket Holder (Double)	In Catalog
	LPJD100	Bucket Holder (Single)	In Catalog
	LP33711	Electric Lift Kit <i>For Snow Blower and Front Blade.</i>	In Catalog

JOHN DEERE LAWN & GARDEN PRODUCTS

LAWN TRACTORS

Select Series X300 Tractor Less Deck

Continued

CODE	ATTACHMENT IDENTIFIER	DESCRIPTION	SUGGESTED LIST PRICE USD (\$)
		ATTACHMENTS FOR FIELD CONVERSION Continued...	
	LP33712	Manual Angling Kit (44 in Front Blade X300s)	In Catalog
	LP93617	Riding Mower Deluxe Cover (M)	In Catalog
	LP93917	Riding Mower Standard Cover	In Catalog
		Protection:	
	LP92624	Seat Cover (Deluxe Medium) - Yellow	In Catalog
	LP92324	Seat Cover - Yellow	In Catalog
		Seats / Wheels / Tires:	
	TY16200	Tire Chains (Pair) for 20x10-8, 20x10-10	See Parts
		Snow Blowers:	
	SKU23045	44 In. Snow Blower (X300's, X500, X520) <i>Rear Weights and Tire Chains are Recommended for Additional Traction. Winter Grill Cover Recommended on Air-cooled Engines to Prevent Carburetor Icing. X300, X304 Tractors Shipped less deck or with 38X, 42X or 42M (SN -150000) Decks need to also Order AM136646 Lift Assist Spring Kit.</i>	1,555.00
	AM136646	Lift Assist Spring Kit	See Parts
	AM136691	Winter Grill Cover <i>Used on X300s, MY2007- Model X500 (serial 020001-), X530, and MY2011- X534 (serial 060001-).</i>	See Parts
		Weights:	
	R66949	Quik-Tatch Weight, 42 Lb. <i>Use up to 2 Weights on the rear of X300 Series Tractors</i>	62.06
	BM23621	Weight Bracket, Front (X300/X500 M-T) <i>Allows installation of R66949 Quik-Tatch Weights. Used on X300s, MY2007- Model X500 (serial 020001-), X530, and MY2011- X534 (serial 060001-).</i>	58.86
	BM17962	Wheel Weight (Cast Iron, Front, 34 Lb., 5 or 6 in wheel) <i>Requires BM17978 Mounting Hardware.</i>	133.76
	BM17978	Wheel Weight Mounting Hardware (1) for Attaching Front Wheel Weight	10.70

SERVICE CONTRACTS - RESIDENTIAL OWNERS/USE

Visit <http://www.JohnDeere.com/ServicePlans> for more information on John Deere Service Contracts. May not be Available in Parts of the U.S., Not Available in Canada. Price may vary due to driving distance and/or time from machine to dealership location.

John Deere Extended Service Plan - 5-Year Option 5-year extended service plan. (1- year of extended service protection); 5-years of warranty transportation.	399.99
--	--------

John Deere Extended Service Plan - 6-Year Option 6-year extended service plan. (2- years of extended service protection); 6-years of warranty transportation.	529.99
---	--------

JOHN DEERE LAWN & GARDEN PRODUCTS

LAWN TRACTORS

Select Series X304 Tractor with 4 Wheel Steer and 42X Edge Xtra Deck Equipment for Base Machine

Exclusive Air Intake System
V-Twin Engine
Overhead Valves
Hemispheric Cylinder Head
V-Valve Technology
Cast Iron Cylinder Liners
Full Pressure Lubrication with
Replaceable Oil Filter
18.5 HP
42 IN. EDGE XTRA CUTTING SYSTEM
Two .67 In. StarLock Greaseable
Spindles
Two Front 2.6 In. Wide
Anti-Scalp Wheels
4 Point Mounting
Adjustable Down Stop
.25 In. Cut Height Increments
1 to 4 In. Cutting Heights
On Board Leveling Gauge
Exact Adjust Leveling Ports
16 In. Uncut Circle Radius
TIRES
15x6-6 Front Turf Tires
20x10-10 Rear Turf Tires
STEERING
4 Wheel Low Effort Steering
System
15 In. Turning Radius

Cast Iron Front Axle with
Replaceable Metal Bushings
.75 In. Front Spindles
AUTOMATIC (HYDROSTATIC)
TRANSMISSION
Twin Touch Foot control
Tuff-Torque k46 Transaxle
Internal Wet Disk Brakes
Tow valve
5.5 mph (8.9 km/h) Forward,
4.0 mph (6.4 km/h) Reverse
Travel Speed
Cruise Control
OPERATOR STATION
14 In. Steering Wheel
15 In. Open Back Seat with
Access
Grip, 7 In. Fore-Aft Adjustment
and Adjustable Suspension
Cup Holder
ELECTRICAL SYSTEM
195 CCA Battery
15 Amp Regulated Charging System
Four-Position Key Switch with
Headlight Switch
Hour Meter
Seat/PTO Interlock Switches
Reverse Implement Option

MISCELLANEOUS
3.3 US Gallon Fuel Tank Capacity
Welded C-Channel Frame
Optional Rear Weight Bracket
Accepts 2 Quick Tatch Weights
Electric Mower/Implement PTO
Drive Clutch
Foot Pedal Deck and Implement
Lift System
Heavy Duty Cargo Mount System
*Engine HP is Provided by the
Engine Manufacturer to be Used
for Comparison Purposes Only,
Actual Operating HP will be
Less. Refer to the Engine
Manufacturer's Web Site for
Additional Information

CODE	ATTACHMENT IDENTIFIER	DESCRIPTION	SUGGESTED LIST PRICE USD (\$)
------	--------------------------	-------------	-------------------------------------

Select One Code From Each Required Category

Select Series X304

F.O.B. Janesville, Wisconsin

4717M	Select Series X304 Tractor with 4 Wheel Steer and 42X Edge Xtra Deck	3,799.00
-------	--	----------

DESTINATION

0202	United States and Canada	In Base Price
0230	Australia and New Zealand	Same Price
0195	Mexico	Same Price
0250	Other	Same Price

ATTACHMENTS FOR FIELD CONVERSION

SKU23044	Blades: 44 In. Front Blade (X300) <i>Rear Weights and Tire Chains are Recommended for Additional Traction</i>	547.00
AM135845	Engine: Spark Arrester Muffler Screen (X300s, X500 M-Ts)	See Parts

JOHN DEERE LAWN & GARDEN PRODUCTS
LAWN TRACTORS

Select Series X304 Tractor with 4 Wheel Steer and 42X Edge Xtra Deck
Continued

CODE	ATTACHMENT IDENTIFIER	DESCRIPTION	SUGGESTED LIST PRICE USD (\$)
		ATTACHMENTS FOR FIELD CONVERSION Continued...	
		FRONT MOUNTED THATCHERS:	
	TY13056	38 In. Front Thatcher (Center) <i>Requires Mounting Frame.</i>	216.14
	TY13036	8 In. Front Thatcher (Extension)	53.50
	BM24000	Thatcher Mounting Frame (X300, X500 M-T)	203.30
		Material Collection System Hoppers:	
	BM21679	7 Bushel Hopper Assembly <i>Requires Appropriate Rear Bagger Chute Front. Ballast Recommended, Especially on Hills or Inclines.</i>	433.36
	AM135486	Loose knit bags for 7 bu. Hopper	See Parts
		Material Collection System Power Flow/Rear Bagger Chutes:	
	BM22594	Rear Bagger Chute for 42 In. Mowers	90.96
		Miscellaneous:	
	AM136716	12 Volt Outlet Kit (X300)	See Parts
	BM17981	12 Volt Work Light Kit	51.36
	TY25866	Battery Charger and Maintainer	See Parts
	BM23057	Brush Guard (X300, X500 M-T)	124.11
	BM23056	Bumper (X300s, X500, X530, X534)	62.06
	TY25341	Debris bag	See Parts
	M88984	Drift Blade <i>For Snow Blowers. Requires (2) 19H1914 Bolts and (2) N10217 Lock Nuts.</i>	See Parts
	TY27534	Fuel Protect for Gasoline Engines (8 oz.)	See Parts
	LG256	Home Maintenance Kit <i>For use with MY2006-2010 (Serial 010001-180000).</i>	See Parts
	LG265	Home Maintenance Kit <i>For use with MY2011- (Serial 180001-).</i>	See Parts
	AM132109	Rubber Blade Squeegee Kit	See Parts
	AM136046	Seat Net Kit	See Parts
	AM122263	Skid Shoe, Heavy Duty Left Hand (1) <i>For Snow Blower.</i>	See Parts
	AM122264	Skid Shoe, Heavy Duty Right Hand (1) <i>For Snow Blower.</i>	See Parts
	M157831	Skid shoe, Plastic (1) <i>For 44-, 47-, and 54-in. Snow Blowers. Two required.</i>	See Parts
	M115237	Spacer	See Parts

JOHN DEERE LAWN & GARDEN PRODUCTS
LAWN TRACTORS

Select Series X304 Tractor with 4 Wheel Steer and 42X Edge Xtra Deck
Continued

CODE	ATTACHMENT IDENTIFIER	DESCRIPTION	SUGGESTED LIST PRICE USD (\$)
		ATTACHMENTS FOR FIELD CONVERSION Continued...	
	BM23054	Sun Shade (X300/X500 M-T)	161.57
	AM141155	Wheel Cover, 10 In. (Stainless Steel)	See Parts
	AM141153	Wheel Cover, 6 In. (Stainless Steel)	See Parts
		Mower Deck and Mower Deck Attachments:	
	SKU24193	42 In. Edge Xtra Deck (42X)	600.00
	BM22550	Anti-Scalp Wheel Extension Kit <i>For use with MY2007 X320 (Serial 040001-085000), X324 (Serial 040001-085000), and the Model X500 M-T Tractor (Serial 020001-030000). Also for use with non-current SKU22194 (48X with Non-Rotateable Anti-Scalp Wheels) Cartoned Deck.</i>	57.79
	AM141034	Blade Kit (42X, Bagging)	See Parts
	AM141033	Blade Kit (42X, Mulching)	See Parts
	AM141032	Blade Kit (42X, Side Discharge)	See Parts
	BM20505	Front Blowout Baffle for 42 In. Mower (42C/42X)	38.51
	AM130907	Mower Deck Leveling Gauge	See Parts
	BM21816	Mulch Kit (42 In. or 42X)	99.51
		Order Zone:	
	LP23117	125 lb. Electric Broadcast Spreader Barrier Shield	In Catalog
	LP3301	125 lb. Select Series Mounted Electric Broadcast Spreader	In Catalog
	LP22861	25-gal. Mounted Sprayer <i>Tractors equipped with this sprayer require installation of the mid-mount mower, a front attachment, four front suitcase weights, or two front wheel weights.</i>	In Catalog
	LP40000	40-In. Tractor Shovel	In Catalog
	LP1001	42-In. Tractor Grass Groomer	In Catalog
	LPJD400	Bucket (5 gallon)	In Catalog
	JD01673	Bucket (6 gallon with lid)	In Catalog
	LPJD301	Bucket Holder (Double)	In Catalog
	LP33711	Electric Lift Kit <i>For Snow Blower and Front Blade.</i>	In Catalog
	LP33712	Manual Angling Kit (44 in Front Blade X300s)	In Catalog
	LP93617	Riding Mower Deluxe Cover (M)	In Catalog
	LP93917	Riding Mower Standard Cover	In Catalog

JOHN DEERE LAWN & GARDEN PRODUCTS
LAWN TRACTORS

Select Series X304 Tractor with 4 Wheel Steer and 42X Edge Xtra Deck
Continued

CODE	ATTACHMENT IDENTIFIER	DESCRIPTION	SUGGESTED LIST PRICE USD (\$)
ATTACHMENTS FOR FIELD CONVERSION Continued...			
		Protection:	
	LP92624	Seat Cover (Deluxe Medium) - Yellow	In Catalog
	LP92324	Seat Cover - Yellow	In Catalog
		Seats / Wheels / Tires:	
	TY16200	Tire Chains (Pair) for 20x10-8, 20x10-10	See Parts
		Snow Blowers:	
	SKU23045	44 In. Snow Blower (X300's, X500, X520) <i>Rear Weights and Tire Chains are Recommended for Additional Traction. Winter Grill Cover Recommended on Air-cooled Engines to Prevent Carburetor Icing. X300, X304 Tractors Shipped less deck or with 38X, 42X or 42M (SN -150000) Decks need to also Order AM136646 Lift Assist Spring Kit.</i>	1,555.00
	AM136646	Lift Assist Spring Kit	See Parts
	AM136691	Winter Grill Cover <i>Used on X300s, MY2007- Model X500 (serial 020001-), X530, and MY2011- X534 (serial 060001-).</i>	See Parts
		Weights:	
	R66949	Quik-Tatch Weight, 42 Lb. <i>Use up to 2 Weights on the rear of X300 Series Tractors</i>	62.06
	BM23621	Weight Bracket, Front (X300/X500 M-T) <i>Allows installation of R66949 Quik-Tatch Weights. Used on X300s, MY2007- Model X500 (serial 020001-), X530, and MY2011- X534 (serial 060001-).</i>	58.86
	BM24011	Weight Bracket, Rear (X304, X324, X534) <i>Allows installation of R66949 Quik-Tatch Weights</i>	87.74
	BM17962	Wheel Weight (Cast Iron, Front, 34 Lb., 5 or 6 in wheel) <i>Requires BM17978 Mounting Hardware.</i>	133.76
	BM17978	Wheel Weight Mounting Hardware (1) for Attaching Front Wheel Weight	10.70

SERVICE CONTRACTS - RESIDENTIAL OWNERS/USE

Visit <http://www.JohnDeere.com/ServicePlans> for more information on John Deere Service Contracts. May not be Available in Parts of the U.S., Not Available in Canada. Price may vary due to driving distance and/or time from machine to dealership location.

John Deere Extended Service Plan - 5-Year Option 399.99
5-year extended service plan. (1- year of extended service protection); 5-years of warranty transportation.

John Deere Extended Service Plan - 6-Year Option 529.99
6-year extended service plan. (2- years of extended service protection); 6-years of warranty transportation.

JOHN DEERE LAWN & GARDEN PRODUCTS

LAWN TRACTORS

Select Series X310 Tractor with 42X Edge Xtra Deck Equipment for Base Machine

Exclusive Air Intake System	22 In. Turning Radius	Reverse Implement Option
V-Twin Engine	Cast Iron Front Axle with	MISCELLANEOUS
Overhead Valves	Replaceable Metal Bushings	3.3 US Gallon Fuel Tank Capacity
Hemispheric Cylinder Head	.75 In. Front Spindles	Welded C-Channel Frame
V-Valve Technology	AUTOMATIC (HYDROSTATIC)	Rear Hitch Accepts 2 Quik-Tatch
Cast Iron Cylinder Liners	TRANSMISSION	Weights
Full Pressure Lubrication with	Twin Touch Foot control	Electric Mower/Implement PTO
Replaceable Oil Filter	Tuff-Torque K58 H Transaxle	Drive Clutch
*18.5 HP	Internal Wet Disk Brakes	Hydraulic Power Deck and
42 IN. EDGE XTRA CUTTING SYSTEM	Tow valve	Implement Lift System
Two .67 In. StarLock Greaseable	5.8 mph (9.3 km/h) Forward,	Heavy Duty Cargo Mount System
Spindles	3.5 mph (5.6km/h) Reverse	*Engine HP is Provided by the
Two Front 2.6 In. Wide	Travel Speed	Engine Manufacturer to be Used
Anti-Scalp Wheels	Cruise Control	for Comparison Purposes Only,
4 Point Mounting	OPERATOR STATION	Actual Operating HP will be
Adjustable Down Stop	14 In. Steering Wheel	Less. Refer to the Engine
.25 In. Cut Height Increments	15 In. Open Back Seat with	Manufacturer's Web Site for
1 to 4 In. Cutting Heights	Access	Additional Information
On Board Leveling Gauge	Grip, 7 In. Fore-Aft Adjustment	
Exact Adjust Leveling Ports	and Adjustable Suspension	
31.6 in Uncut Circle Radius	Cup Holder	
TIRES	ELECTRICAL SYSTEM	
15x6-6 Front Turf Tires	195 CCA Battery	
20x10-8 Rear Turf Tires	15 Amp Regulated Charging System	
STEERING	Four-Position Key Switch with	
2 Wheel Low Effort Steering	Headlight Switch	
System	Hour Meter	
Hydraulic Power Steering	Seat/PTO Interlock Switches	

CODE	ATTACHMENT IDENTIFIER	DESCRIPTION	SUGGESTED LIST PRICE USD (\$)
------	-----------------------	-------------	-------------------------------

Select One Code From Each Required Category

Select Series X310 - 42X

F.O.B. Janesville, Wisconsin

4790M	Select Series X310 Tractor with 42X Edge Xtra Deck	3,999.00
-------	--	----------

DESTINATION

0202	United States and Canada	In Base Price
0230	Australia and New Zealand	Same Price
0195	Mexico	Same Price
0250	Other	Same Price

ATTACHMENTS FOR FIELD CONVERSION

SKU23044	Blades: 44 In. Front Blade (X300) <i>Rear Weights and Tire Chains are Recommended for Additional Traction</i>	547.00
AM135845	Engine: Spark Arrester Muffler Screen (X300s, X500 M-Ts)	See Parts

JOHN DEERE LAWN & GARDEN PRODUCTS
LAWN TRACTORS

Select Series X310 Tractor with 42X Edge Xtra Deck
Continued

CODE	ATTACHMENT IDENTIFIER	DESCRIPTION	SUGGESTED LIST PRICE USD (\$)
		ATTACHMENTS FOR FIELD CONVERSION Continued...	
		FRONT MOUNTED THATCHERS:	
	TY13056	38 In. Front Thatcher (Center) <i>Requires Mounting Frame.</i>	216.14
	TY13036	8 In. Front Thatcher (Extension)	53.50
	BM24000	Thatcher Mounting Frame (X300, X500 M-T)	203.30
		Material Collection System Hoppers:	
	BM21679	7 Bushel Hopper Assembly <i>Requires Appropriate Rear Bagger Chute Front. Ballast Recommended, Especially on Hills or Inclines.</i>	433.36
	AM135486	Loose knit bags for 7 bu. Hopper	See Parts
		Material Collection System Power Flow/Rear Bagger Chutes:	
	BM22594	Rear Bagger Chute for 42 In. Mowers	90.96
		Miscellaneous:	
	AM136716	12 Volt Outlet Kit (X300)	See Parts
	BM17981	12 Volt Work Light Kit	51.36
	TY25866	Battery Charger and Maintainer	See Parts
	BM23057	Brush Guard (X300, X500 M-T)	124.11
	BM23056	Bumper (X300s, X500, X530, X534)	62.06
	TY25341	Debris bag	See Parts
	M88984	Drift Blade <i>For Snow Blowers. Requires (2) 19H1914 Bolts and (2) N10217 Lock Nuts.</i>	See Parts
	TY27534	Fuel Protect for Gasoline Engines (8 oz.)	See Parts
	LG256	Home Maintenance Kit <i>For use with MY2006-2010 (Serial 010001-180000).</i>	See Parts
	LG265	Home Maintenance Kit <i>For use with MY2011- (Serial 180001-).</i>	See Parts
	AM132109	Rubber Blade Squeegee Kit	See Parts
	AM136046	Seat Net Kit	See Parts
	AM122263	Skid Shoe, Heavy Duty Left Hand (1) <i>For Snow Blower.</i>	See Parts
	AM122264	Skid Shoe, Heavy Duty Right Hand (1) <i>For Snow Blower.</i>	See Parts
	M157831	Skid shoe, Plastic (1) <i>For 44-, 47-, and 54-in. Snow Blowers. Two required.</i>	See Parts
	M115237	Spacer	See Parts

JOHN DEERE LAWN & GARDEN PRODUCTS
LAWN TRACTORS

Select Series X310 Tractor with 42X Edge Xtra Deck
Continued

CODE	ATTACHMENT IDENTIFIER	DESCRIPTION	SUGGESTED LIST PRICE USD (\$)
		ATTACHMENTS FOR FIELD CONVERSION Continued...	
	BM23054	Sun Shade (X300/X500 M-T)	161.57
	AM141153	Wheel Cover, 6 In. (Stainless Steel)	See Parts
	AM141154	Wheel Cover, 8 In. (Stainless Steel)	See Parts
		Mower Deck and Mower Deck Attachments:	
	BM22550	Anti-Scalp Wheel Extension Kit <i>For use with MY2007 X320 (Serial 040001-085000), X324 (Serial 040001-085000), and the Model X500 M-T Tractor (Serial 020001-030000). Also for use with non-current SKU22194 (48X with Non-Rotateable Anti-Scalp Wheels) Cartoned Deck.</i>	57.79
	AM141034	Blade Kit (42X, Bagging)	See Parts
	AM141033	Blade Kit (42X, Mulching)	See Parts
	AM141032	Blade Kit (42X, Side Discharge)	See Parts
	BM20505	Front Blowout Baffle for 42 In. Mower (42C/42X)	38.51
	AM130907	Mower Deck Leveling Gauge	See Parts
	BM21816	Mulch Kit (42 In. or 42X)	99.51
		Order Zone:	
	LP23117	125 lb. Electric Broadcast Spreader Barrier Shield	In Catalog
	LP3301	125 lb. Select Series Mounted Electric Broadcast Spreader <i>Requires Front Wheel Weights or Front Weight Bracket and 2 weights.</i>	In Catalog
	LP22861	25-gal. Mounted Sprayer <i>Tractors equipped with this sprayer require installation of the mid-mount mower, a front attachment, four front suitcase weights, or two front wheel weights.</i>	In Catalog
	LP40000	40-In. Tractor Shovel	In Catalog
	LP1001	42-In. Tractor Grass Groomer	In Catalog
	LPJD400	Bucket (5 gallon)	In Catalog
	JD01673	Bucket (6 gallon with lid)	In Catalog
	LPJD301	Bucket Holder (Double)	In Catalog
	LPJD100	Bucket Holder (Single)	In Catalog
	LP33711	Electric Lift Kit <i>For Snow Blower and Front Blade.</i>	In Catalog
	LP33712	Manual Angling Kit (44 in Front Blade X300s)	In Catalog
	LP93617	Riding Mower Deluxe Cover (M)	In Catalog
	LP93917	Riding Mower Standard Cover	In Catalog
		Protection:	

JOHN DEERE LAWN & GARDEN PRODUCTS

LAWN TRACTORS

Select Series X310 Tractor with 42X Edge Xtra Deck

Continued

CODE	ATTACHMENT IDENTIFIER	DESCRIPTION	SUGGESTED LIST PRICE USD (\$)
		ATTACHMENTS FOR FIELD CONVERSION Continued...	
	LP92624	Seat Cover (Deluxe Medium) - Yellow	In Catalog
	LP92324	Seat Cover - Yellow	In Catalog
		Seats / Wheels / Tires:	
	TY16200	Tire Chains (Pair) for 20x10-8, 20x10-10	See Parts
		Snow Blowers:	
	SKU23045	44 In. Snow Blower (X300's, X500, X520) <i>Rear Weights and Tire Chains are Recommended for Additional Traction. Winter Grill Cover Recommended on Air-cooled Engines to Prevent Carburetor Icing. X300, X304 Tractors Shipped less deck or with 38X, 42X or 42M (SN -150000) Decks need to also Order AM136646 Lift Assist Spring Kit.</i>	1,555.00
	AM136646	Lift Assist Spring Kit	See Parts
	AM136691	Winter Grill Cover <i>Used on X300s, MY2007- Model X500 (serial 020001-), X530, and MY2011- X534 (serial 060001-).</i>	See Parts
		Weights:	
	R66949	Quik-Tatch Weight, 42 Lb. <i>Use up to 2 Weights on the rear of X300 Series Tractors</i>	62.06
	BM23621	Weight Bracket, Front (X300/X500 M-T) <i>Allows installation of R66949 Quik-Tatch Weights. Used on X300s, MY2007- Model X500 (serial 020001-), X530, and MY2011- X534 (serial 060001-).</i>	58.86
	BM17962	Wheel Weight (Cast Iron, Front, 34 Lb., 5 or 6 in wheel) <i>Requires BM17978 Mounting Hardware.</i>	133.76
	BM17978	Wheel Weight Mounting Hardware (1) for Attaching Front Wheel Weight	10.70

SERVICE CONTRACTS - RESIDENTIAL OWNERS/USE

Visit <http://www.JohnDeere.com/ServicePlans> for more information on John Deere Service Contracts. May not be Available in Parts of the U.S., Not Available in Canada. Price may vary due to driving distance and/or time from machine to dealership location.

John Deere Extended Service Plan - 5-Year Option <i>5-year extended service plan. (1- year of extended service protection); 5-years of warranty transportation.</i>	399.99
--	--------

John Deere Extended Service Plan - 6-Year Option <i>6-year extended service plan. (2- years of extended service protection); 6-years of warranty transportation.</i>	529.99
---	--------

JOHN DEERE LAWN & GARDEN PRODUCTS

LAWN TRACTORS

Select Series X320 Tractor with 48X Edge Xtra Deck Equipment for Base Machine

Exclusive Air Intake System	2 Wheel Low Effort Steering System	Reverse Implement Option
V-Twin Engine	16 In. Turning Radius	MISCELLANEOUS
Overhead Valves	Cast Iron Front Axle with Replaceable Metal Bushings	3.3 US Gallon Fuel Tank Capacity
Hemispheric Cylinder Head	.75 In. Front Spindles	Low-Fuel Light
V-Valve Technology	AUTOMATIC (HYDROSTATIC)	Welded C-Channel Frame
Cast Iron Cylinder Liners	TRANSMISSION	Rear Hitch Accepts 2 Quik-Tatch Weights
Full Pressure Lubrication with Replaceable Oil Filter	Twin Touch Foot control	Electric Mower/Implement PTO
*22 HP	Tuff-Torque K58 Transaxle	Drive Clutch
48 IN. EDGE XTRA CUTTING SYSTEM	Internal Wet Disk Brakes	Foot Pedal Deck and Implement Lift System
Three .79 In. Greaseable Spindles	Tow valve	Adjustable Lift Assist Spring
Two Front and Two Rear 2.6 In. Wide Rotateable Anti-Scalp Wheels	6.2 mph (10 km/hr) Forward, 3.5 mph (5.6 km/h) Reverse	Heavy Duty Cargo Mount System
No Tools Anti-Scalp Wheel Cut Height Adjustment	Travel Speed	*Engine HP is Provided by the Engine Manufacturer to be Used for Comparison Purposes Only, Actual Operating HP will be Less. Refer to the Engine Manufacturer's Web Site for Additional Information
Two 2.9 In Wide Front Anti-Scalp Rollers	Cruise Control	
4 Point Mounting	OPERATOR STATION	
Adjustable Down Stop	14 In. Steering Wheel	
.25 In. Cut Height Increments	15 In. Open Back Seat with Access	
1 to 4 In. Cutting Heights	Grip, 7 In. Fore-Aft Adjustment and Adjustable Suspension	
On Board Leveling Gauge	Cup Holder	
Exact Adjust Leveling Ports	ELECTRICAL SYSTEM	
21 In. Uncut Circle Radius	195 CCA Battery	
TIRES	15 Amp Regulated Charging System	
15x6.5-8 Front Turf Tires	Four-Position Key Switch with Headlight Switch	
22x11-10 Rear Turf Tires	Hour Meter	
STEERING	Seat/PTO Interlock Switches	

CODE	ATTACHMENT IDENTIFIER	DESCRIPTION	SUGGESTED LIST PRICE USD (\$)
------	-----------------------	-------------	-------------------------------

Select One Code From Each Required Category

Select Series X320 - 48X

F.O.B. Janesville, Wisconsin

472DM	Select Series X320 Tractor with 48X Edge Xtra Deck	4,299.00
-------	--	----------

DESTINATION

0202	United States and Canada	In Base Price
0230	Australia and New Zealand	Same Price
0195	Mexico	Same Price
0250	Other	Same Price

ATTACHMENTS FOR FIELD CONVERSION

SKU23044	Blades: 44 In. Front Blade (X300) <i>Rear Weights and Tire Chains are Recommended for Additional Traction</i>	547.00
AM135845	Engine: Spark Arrester Muffler Screen (X300s, X500 M-Ts)	See Parts

JOHN DEERE LAWN & GARDEN PRODUCTS
LAWN TRACTORS

Select Series X320 Tractor with 48X Edge Xtra Deck
Continued

CODE	ATTACHMENT IDENTIFIER	DESCRIPTION	SUGGESTED LIST PRICE USD (\$)
		ATTACHMENTS FOR FIELD CONVERSION Continued...	
		FRONT MOUNTED THATCHERS:	
	TY13056	38 In. Front Thatcher (Center) <i>Requires Mounting Frame.</i>	216.14
	TY13036	8 In. Front Thatcher (Extension)	53.50
	BM24000	Thatcher Mounting Frame (X300, X500 M-T)	203.30
		Material Collection System Hoppers:	
	BM21679	7 Bushel Hopper Assembly <i>Requires Appropriate Rear Bagger Chute Front. Ballast Recommended, Especially on Hills or Inclines.</i>	433.36
	AM135486	Loose knit bags for 7 bu. Hopper	See Parts
		Material Collection System Power Flow Blowers:	
	BM22696	48C/48X High-Performance Blower Assembly for Mowers with Rotateable Anti-Scalp Wheels (X300/X500 M-T/X700) <i>For use with MY2006 X320 (Serial 010001-040000), X324 (Serial) 010001-040000, Model X500 M-T Tractor (Serial 010001-020000), MY2008 X320 (Serial 085001-), MY2008 X324 (Serial 085001-) MY2008 X500 (Serial 030001-) and X360. Also for use with SKU21895 (48X with Rotateable Anti-Scalp Wheels) Cartoned Deck.</i>	541.41
	BM22144	48X HP Power Flow Blower Assembly for 48X Mower with Non-Rotateable Anti-Scalp Wheels (X300/X500 M-T) <i>For use with MY2007 X320 (Serial 040001-085000), X324 (Serial 040001-085000), and the Model X500 M-T Tractor (Serial 020001-030000). Also for use with non-current SKU22194 (48X with Non-Rotateable Anti-Scalp Wheels) Cartoned Deck.</i>	541.41
		Material Collection System Power Flow/Rear Bagger Chutes:	
	BM21681	Power Flow Chute (7 bu.) <i>For 48C, 48X, 54C or 54X Series Blowers.</i>	114.49
		Miscellaneous:	
	AM136716	12 Volt Outlet Kit (X300)	See Parts
	BM17981	12 Volt Work Light Kit	51.36
	TY25866	Battery Charger and Maintainer	See Parts
	BM23057	Brush Guard (X300, X500 M-T)	124.11
	BM23056	Bumper (X300s, X500, X530, X534)	62.06
	TY25341	Debris bag	See Parts
	M88984	Drift Blade <i>For Snow Blowers. Requires (2) 19H1914 Bolts and (2) N10217 Lock Nuts.</i>	See Parts
	TY27534	Fuel Protect for Gasoline Engines (8 oz.)	See Parts
	LG249	Home Maintenance Kit <i>Fits 2010 and earlier models only (Serial-180000).</i>	See Parts

JOHN DEERE LAWN & GARDEN PRODUCTS
LAWN TRACTORS

Select Series X320 Tractor with 48X Edge Xtra Deck
Continued

CODE	ATTACHMENT IDENTIFIER	DESCRIPTION	SUGGESTED LIST PRICE USD (\$)
		ATTACHMENTS FOR FIELD CONVERSION Continued...	
	LG265	Home Maintenance Kit <i>For use with MY2011- (Serial 180001-).</i>	See Parts
	AM132109	Rubber Blade Squeegee Kit	See Parts
	AM136046	Seat Net Kit	See Parts
	AM122263	Skid Shoe, Heavy Duty Left Hand (1) <i>For Snow Blower.</i>	See Parts
	AM122264	Skid Shoe, Heavy Duty Right Hand (1) <i>For Snow Blower.</i>	See Parts
	M157831	Skid shoe, Plastic (1) <i>For 44-, 47-, and 54-in. Snow Blowers. Two required.</i>	See Parts
	M115237	Spacer	See Parts
	BM23054	Sun Shade (X300/X500 M-T)	161.57
	TY24327	Tire Chains for 22x11-10 In. Turf Tires	See Parts
	AM141155	Wheel Cover, 10 In. (Stainless Steel)	See Parts
	AM141154	Wheel Cover, 8 In. (Stainless Steel)	See Parts
		Mower Deck and Mower Deck Attachments:	
	SKU24195	48 in Edge Xtra Deck with Rotateable Anti-Scalp Wheels (48X)	1,000.00
	M127673	Blade (48C/48X, Mulching)	See Parts
	M145476	Blade (48C/48X, Side Discharge)	See Parts
	BM19894	Leaf Bagging Kit (48C/48X Mower) <i>Contains Three Bolt-on Deck Lips for Improved Bagging of Leaves.</i>	99.51
	AM130907	Mower Deck Leveling Gauge	See Parts
	BM20007	Mulch Kit (48C/48X)	157.29
		Order Zone:	
	LP23117	125 lb. Electric Broadcast Spreader Barrier Shield	In Catalog
	LP3301	125 lb. Select Series Mounted Electric Broadcast Spreader <i>Requires Front Wheel Weights or Front Weight Bracket and 2 weights.</i>	In Catalog
	LP22861	25-gal. Mounted Sprayer <i>Tractors equipped with this sprayer require installation of the mid-mount mower, a front attachment, four front suitcase weights, or two front wheel weights.</i>	In Catalog
	LP40000	40-In. Tractor Shovel	In Catalog
	LP1002	48-In. / 54-In. Tractor Grass Groomer	In Catalog
	LPJD400	Bucket (5 gallon)	In Catalog
	JD01673	Bucket (6 gallon with lid)	In Catalog

JOHN DEERE LAWN & GARDEN PRODUCTS
LAWN TRACTORS

Select Series X320 Tractor with 48X Edge Xtra Deck
Continued

CODE	ATTACHMENT IDENTIFIER	DESCRIPTION	SUGGESTED LIST PRICE USD (\$)
		ATTACHMENTS FOR FIELD CONVERSION Continued...	
	LPJD301	Bucket Holder (Double)	In Catalog
	LPJD100	Bucket Holder (Single)	In Catalog
	LP33711	Electric Lift Kit <i>For Snow Blower and Front Blade.</i>	In Catalog
	LP33712	Manual Angling Kit (44 in Front Blade X300s)	In Catalog
	LP93617	Riding Mower Deluxe Cover (M)	In Catalog
	LP93917	Riding Mower Standard Cover	In Catalog
		Protection:	
	LP92624	Seat Cover (Deluxe Medium) - Yellow	In Catalog
	LP92324	Seat Cover - Yellow	In Catalog
		Snow Blowers:	
	SKU23045	44 In. Snow Blower (X300's, X500, X520)	1,555.00
	AM136691	Winter Grill Cover <i>Used on X300s, MY2007- Model X500 (serial 020001-), X530, and MY2011- X534 (serial 060001-).</i>	See Parts
		Weights:	
	R66949	Quik-Tatch Weight, 42 Lb. <i>Use up to 2 Weights on the rear of X300 Series Tractors</i>	62.06
	BM23621	Weight Bracket, Front (X300/X500 M-T) <i>Allows installation of R66949 Quik-Tatch Weights. Used on X300s, MY2007- Model X500 (serial 020001-), X530, and MY2011- X534 (serial 060001-).</i>	58.86
	BM17964	Wheel Weight (Cast Iron, Front, 30 Lb. 8 In.) <i>For Use on Steered Wheel.</i>	101.66
	BM17978	Wheel Weight Mounting Hardware (1) for Attaching Front Wheel Weight	10.70

SERVICE CONTRACTS - RESIDENTIAL OWNERS/USE

Visit <http://www.JohnDeere.com/ServicePlans> for more information on John Deere Service Contracts. May not be Available in Parts of the U.S., Not Available in Canada. Price may vary due to driving distance and/or time from machine to dealership location.

John Deere Extended Service Plan - 5-Year Option
*5-year extended service plan. (1- year of extended service protection);
5-years of warranty transportation.* 399.99

John Deere Extended Service Plan - 6-Year Option
*6-year extended service plan. (2- years of extended service protection);
6-years of warranty transportation.* 529.99

JOHN DEERE LAWN & GARDEN PRODUCTS

LAWN TRACTORS

Select Series X320 Tractor with 54X Edge Xtra Deck Equipment for Base Machine

Exclusive Air Intake System
V-Twin Engine
Overhead Valves
Hemispheric Cylinder Head
V-Valve Technology
Cast Iron Cylinder Liners
Full Pressure Lubrication with Replaceable Oil Filter
*22 HP
54 IN. EDGE XTRA CUTTING SYSTEM
Three .79 In. Greaseable Spindles
Two Front and Two Rear 2.6 In. Wide Rotateable Anti-Scalp Wheels
No Tools Anti-Scalp Wheel Cut Height Adjustment
Two 2.9 In Wide Front Anti-Scalp Rollers
4 Point Mounting
Adjustable Down Stop
.25 In. Cut Height Increments
1 to 4 In. Cutting Heights
On Board Leveling Gauge
Exact Adjust Leveling Ports
18 In. Uncut Circle Radius
TIRES
15x6.5-8 Front Turf Tires
22x11-10 Rear Turf Tires
STEERING

2 Wheel Low Effort Steering System
16 In. Turning Radius
Cast Iron Front Axle with Replaceable Metal Bushings
.75 In. Front Spindles
AUTOMATIC (HYDROSTATIC) TRANSMISSION
Twin Touch Foot control
Tuff-Torque K58 Transaxle
Internal Wet Disk Brakes
Tow valve
6.2 mph (10 km/hr) Forward, 3.5 mph (5.6 km/h) Reverse
Travel Speed
Cruise Control
OPERATOR STATION
14 In. Steering Wheel
15 In. Open Back Seat with Access
Grip, 7 In. Fore-Aft Adjustment and Adjustable Suspension
Cup Holder
ELECTRICAL SYSTEM
195 CCA Battery
15 Amp Regulated Charging System
Four-Position Key Switch with Headlight switch
Hour Meter
Seat/PTO Interlock Switches

Reverse Implement Option
MISCELLANEOUS
3.3 US Gallon Fuel Tank Capacity
Low-Fuel Light
Welded C-Channel Frame
Rear Hitch Accepts 2 Quik-Tatch Weights
Electric Mower/Implement PTO
Drive Clutch
Foot Pedal Deck and Implement Lift System
Adjustable Lift Assist Spring
Heavy Duty Cargo Mount System
*Engine HP is Provided by the Engine Manufacturer to be Used for Comparison Purposes Only, Actual Operating HP will be Less. Refer to the Engine Manufacturer's Web Site for Additional Information

CODE	ATTACHMENT IDENTIFIER	DESCRIPTION	SUGGESTED LIST PRICE USD (\$)
------	-----------------------	-------------	-------------------------------

Select One Code From Each Required Category

Select Series X320 - 54X

F.O.B. Janesville, Wisconsin

472EM	Select Series X320 Tractor with 54X Edge Xtra Deck	4,599.00
-------	--	----------

DESTINATION

0202	United States and Canada	In Base Price
0230	Australia and New Zealand	Same Price
0195	Mexico	Same Price
0250	Other	Same Price

ATTACHMENTS FOR FIELD CONVERSION

SKU23044	Blades: 44 In. Front Blade (X300) <i>Rear Weights and Tire Chains are Recommended for Additional Traction</i>	547.00
AM135845	Engine: Spark Arrester Muffler Screen (X300s, X500 M-Ts)	See Parts

JOHN DEERE LAWN & GARDEN PRODUCTS
LAWN TRACTORS

Select Series X320 Tractor with 54X Edge Xtra Deck
Continued

CODE	ATTACHMENT IDENTIFIER	DESCRIPTION	SUGGESTED LIST PRICE USD (\$)
		ATTACHMENTS FOR FIELD CONVERSION Continued...	
		FRONT MOUNTED THATCHERS:	
	TY13056	38 In. Front Thatcher (Center) <i>Requires Mounting Frame.</i>	216.14
	TY13036	8 In. Front Thatcher (Extension)	53.50
	BM24000	Thatcher Mounting Frame (X300, X500 M-T)	203.30
		Material Collection System Hoppers:	
	BM21679	7 Bushel Hopper Assembly <i>Requires Appropriate Rear Bagger Chute Front. Ballast Recommended, Especially on Hills or Inclines.</i>	433.36
	AM135486	Loose knit bags for 7 bu. Hopper	See Parts
		Material Collection System Power Flow Blowers:	
	BM22697	54C/54X/54D High-Performance Blower Assembly (X300/X500 M-T/X700, 1023E, 1025R, 1026R, 2305, 2025R, 2320, 2210 and 4115)	541.41
		Material Collection System Power Flow/Rear Bagger Chutes:	
	BM21681	Power Flow Chute (7 bu.) <i>For 48C, 48X, 54C or 54X Series Blowers.</i>	114.49
		Miscellaneous:	
	AM136716	12 Volt Outlet Kit (X300)	See Parts
	BM17981	12 Volt Work Light Kit	51.36
	TY25866	Battery Charger and Maintainer	See Parts
	BM23057	Brush Guard (X300, X500 M-T)	124.11
	BM23056	Bumper (X300s, X500, X530, X534)	62.06
	TY25341	Debris bag	See Parts
	M88984	Drift Blade <i>For Snow Blowers. Requires (2) 19H1914 Bolts and (2) N10217 Lock Nuts.</i>	See Parts
	TY27534	Fuel Protect for Gasoline Engines (8 oz.)	See Parts
	LG249	Home Maintenance Kit <i>Fits 2010 and earlier models only (Serial-180000).</i>	See Parts
	LG265	Home Maintenance Kit <i>For use with MY2011- (Serial 180001-).</i>	See Parts
	AM132109	Rubber Blade Squeegee Kit	See Parts
	AM136046	Seat Net Kit	See Parts
	AM122263	Skid Shoe, Heavy Duty Left Hand (1) <i>For Snow Blower.</i>	See Parts
	AM122264	Skid Shoe, Heavy Duty Right Hand (1) <i>For Snow Blower.</i>	See Parts

JOHN DEERE LAWN & GARDEN PRODUCTS
LAWN TRACTORS

Select Series X320 Tractor with 54X Edge Xtra Deck
Continued

CODE	ATTACHMENT IDENTIFIER	DESCRIPTION	SUGGESTED LIST PRICE USD (\$)
		ATTACHMENTS FOR FIELD CONVERSION Continued...	
	M157831	Skid shoe, Plastic (1) <i>For 44-, 47-, and 54-in. Snow Blowers. Two required.</i>	See Parts
	M115237	Spacer	See Parts
	BM23054	Sun Shade (X300/X500 M-T)	161.57
	TY24327	Tire Chains for 22x11-10 In. Turf Tires	See Parts
	AM141155	Wheel Cover, 10 In. (Stainless Steel)	See Parts
	AM141154	Wheel Cover, 8 In. (Stainless Steel)	See Parts
		Mower Deck and Mower Deck Attachments:	
	SKU21897	54 in Edge Xtra Deck (54X)	1,300.00
	M152726	Blade (54C/54X, High Lift)	See Parts
	M145516	Blade (54C/54X, Mulching)	See Parts
	M143520	Blade (54C/54X, Side Discharge)	See Parts
	BM20985	Leaf Bagging Kit (54C/54X Mower)	124.11
	AM130907	Mower Deck Leveling Gauge	See Parts
	BM20827	Mulch Kit (54C/54D/54X)	212.93
		Order Zone:	
	LP23117	125 lb. Electric Broadcast Spreader Barrier Shield	In Catalog
	LP3301	125 lb. Select Series Mounted Electric Broadcast Spreader <i>Requires Front Wheel Weights or Front Weight Bracket and 2 weights.</i>	In Catalog
	LP22861	25-gal. Mounted Sprayer <i>Tractors equipped with this sprayer require installation of the mid-mount mower, a front attachment, four front suitcase weights, or two front wheel weights.</i>	In Catalog
	LP40000	40-In. Tractor Shovel	In Catalog
	LP1002	48-In. / 54-In. Tractor Grass Groomer	In Catalog
	LPJD400	Bucket (5 gallon)	In Catalog
	JD01673	Bucket (6 gallon with lid)	In Catalog
	LPJD301	Bucket Holder (Double)	In Catalog
	LPJD100	Bucket Holder (Single)	In Catalog
	LP33711	Electric Lift Kit <i>For Snow Blower and Front Blade.</i>	In Catalog
	LP33712	Manual Angling Kit (44 in Front Blade X300s)	In Catalog
	LP93617	Riding Mower Deluxe Cover (M)	In Catalog

JOHN DEERE LAWN & GARDEN PRODUCTS

LAWN TRACTORS

Select Series X320 Tractor with 54X Edge Xtra Deck

Continued

CODE	ATTACHMENT IDENTIFIER	DESCRIPTION	SUGGESTED LIST PRICE USD (\$)
		ATTACHMENTS FOR FIELD CONVERSION Continued...	
	LP93917	Riding Mower Standard Cover	In Catalog
		Protection:	
	LP92624	Seat Cover (Deluxe Medium) - Yellow	In Catalog
	LP92324	Seat Cover - Yellow	In Catalog
		Snow Blowers:	
	SKU23045	44 In. Snow Blower (X300's, X500, X520)	1,555.00
	AM136691	Winter Grill Cover <i>Used on X300s, MY2007- Model X500 (serial 020001-), X530, and MY2011- X534 (serial 060001-).</i>	See Parts
		Weights:	
	R66949	Quik-Tatch Weight, 42 Lb. <i>Use up to 2 Weights on the rear of X300 Series Tractors</i>	62.06
	BM23621	Weight Bracket, Front (X300/X500 M-T) <i>Allows installation of R66949 Quik-Tatch Weights. Used on X300s, MY2007- Model X500 (serial 020001-), X530, and MY2011- X534 (serial 060001-).</i>	58.86
	BM17964	Wheel Weight (Cast Iron, Front, 30 Lb. 8 In.) <i>For Use on Steered Wheel.</i>	101.66
	BM17978	Wheel Weight Mounting Hardware (1) for Attaching Front Wheel Weight	10.70

SERVICE CONTRACTS - RESIDENTIAL OWNERS/USE

Visit <http://www.JohnDeere.com/ServicePlans> for more information on John Deere Service Contracts. May not be Available in Parts of the U.S., Not Available in Canada. Price may vary due to driving distance and/or time from machine to dealership location.

John Deere Extended Service Plan - 5-Year Option <i>5-year extended service plan. (1- year of extended service protection); 5-years of warranty transportation.</i>	399.99
--	--------

John Deere Extended Service Plan - 6-Year Option <i>6-year extended service plan. (2- years of extended service protection); 6-years of warranty transportation.</i>	529.99
---	--------

JOHN DEERE LAWN & GARDEN PRODUCTS

LAWN TRACTORS

Select Series X324 Tractor with 4 Wheel Steer and 48X Edge Xtra Deck Equipment for Base Machine

Exclusive Air Intake System	4 Wheel Low Effort Steering System	Reverse Implement Option
V-Twin Engine	15 In. Turning Radius	MISCELLANEOUS
Overhead Valves	Cast Iron Front Axle with Replaceable Metal Bushings	3.3 US Gallon Fuel Tank Capacity
Hemispheric Cylinder Head	.75 In. Front Spindles	Low-Fuel Light
V-Valve Technology	AUTOMATIC (HYDROSTATIC)	Welded C-Channel Frame
Cast Iron Cylinder Liners	TRANSMISSION	Optional Rear Weight Bracket
Full Pressure Lubrication with Replaceable Oil Filter	Twin Touch Foot control	Accepts 2 Quick Tatch Weights
*22 HP	Tuff-Torque K58 Transaxle	Electric Mower/Implement
48 IN. EDGE XTRA CUTTING SYSTEM	Internal Wet Disk Brakes	PTO Drive Clutch
Three .79 In. Greaseable Spindles	Tow valve	Foot Pedal Deck and Implement Lift System
Two Front and Two Rear 2.6 In. Wide Rotatable Anti-Scalp Wheels	5.9 mph (9.5 km/hr) Forward, 3.5mph (5.6 km/h) Reverse	Adjustable Lift Assist Spring
No Tools Anti-Scalp Wheel Cut Height Adjustment	Travel Speed	Heavy Duty Cargo Mount System
Two 2.9 In Wide Front Anti-Scalp Rollers	Cruise Control	*Engine HP is Provided by the Engine Manufacturer to be Used for Comparison Purposes Only, Actual Operating HP will be Less. Refer to the Engine Manufacturer's Web Site for Additional Information
4 Point Mounting	OPERATOR STATION	
Adjustable Down Stop	14 In. Steering Wheel	
.25 In. Cut Height Increments	15 In. Open Back Seat with Access	
1 to 4 In. Cutting Heights	Grip, 7 In. Fore-Aft Adjustment and Adjustable Suspension	
On Board Leveling Gauge	Cup Holder	
Exact Adjust Leveling Ports	ELECTRICAL SYSTEM	
9 In. Uncut Circle Radius	195 CCA Battery	
TIRES	15 Amp Regulated Charging System	
15x6-6 Front Turf Tires	Four-Position Key Switch with Headlight Switch	
20x10-10 Rear Turf Tires	Hour Meter	
STEERING	Seat/PTO Interlock Switches	

CODE	ATTACHMENT IDENTIFIER	DESCRIPTION	SUGGESTED LIST PRICE USD (\$)
------	-----------------------	-------------	-------------------------------

Select One Code From Each Required Category

Select Series X324

F.O.B. Janesville, Wisconsin

4736M	Select Series X324 Tractor with 4 Wheel Steer and 48X Edge Xtra Deck	4,799.00
-------	--	----------

DESTINATION

0202	United States and Canada	In Base Price
0230	Australia and New Zealand	Same Price
0195	Mexico	Same Price
0250	Other	Same Price

ATTACHMENTS FOR FIELD CONVERSION

SKU23044	Blades: 44 In. Front Blade (X300) <i>Rear Weights and Tire Chains are Recommended for Additional Traction</i>	547.00
AM135845	Engine: Spark Arrester Muffler Screen (X300s, X500 M-Ts)	See Parts

JOHN DEERE LAWN & GARDEN PRODUCTS
LAWN TRACTORS

Select Series X324 Tractor with 4 Wheel Steer and 48X Edge Xtra Deck
Continued

CODE	ATTACHMENT IDENTIFIER	DESCRIPTION	SUGGESTED LIST PRICE USD (\$)
		ATTACHMENTS FOR FIELD CONVERSION Continued...	
		FRONT MOUNTED THATCHERS:	
	TY13056	38 In. Front Thatcher (Center) <i>Requires Mounting Frame.</i>	216.14
	TY13036	8 In. Front Thatcher (Extension)	53.50
	BM24000	Thatcher Mounting Frame (X300, X500 M-T)	203.30
		Material Collection System Hoppers:	
	BM21679	7 Bushel Hopper Assembly <i>Requires Appropriate Rear Bagger Chute Front. Ballast Recommended, Especially on Hills or Inclines.</i>	433.36
	AM135486	Loose knit bags for 7 bu. Hopper	See Parts
		Material Collection System Power Flow Blowers:	
	BM22696	48C/48X High-Performance Blower Assembly for Mowers with Rotateable Anti-Scalp Wheels (X300/X500 M-T/X700) <i>For use with MY2006 X320 (Serial 010001-040000), X324 (Serial) 010001-040000, Model X500 M-T Tractor (Serial 010001-020000), MY2008 X320 (Serial 085001-), MY2008 X324 (Serial 085001-) MY2008 X500 (Serial 030001-) and X360. Also for use with SKU21895 (48X with Rotateable Anti-Scalp Wheels) Cartoned Deck.</i>	541.41
	BM22144	48X HP Power Flow Blower Assembly for 48X Mower with Non-Rotateable Anti-Scalp Wheels (X300/X500 M-T) <i>For use with MY2007 X320 (Serial 040001-085000), X324 (Serial 040001-085000), and the Model X500 M-T Tractor (Serial 020001-030000). Also for use with non-current SKU22194 (48X with Non-Rotateable Anti-Scalp Wheels) Cartoned Deck.</i>	541.41
		Material Collection System Power Flow/Rear Bagger Chutes:	
	BM21681	Power Flow Chute (7 bu.) <i>For 48C, 48X, 54C or 54X Series Blowers.</i>	114.49
		Miscellaneous:	
	AM136716	12 Volt Outlet Kit (X300)	See Parts
	BM17981	12 Volt Work Light Kit	51.36
	TY25866	Battery Charger and Maintainer	See Parts
	BM23057	Brush Guard (X300, X500 M-T)	124.11
	BM23056	Bumper (X300s, X500, X530, X534)	62.06
	TY25341	Debris bag	See Parts
	M88984	Drift Blade <i>For Snow Blowers. Requires (2) 19H1914 Bolts and (2) N10217 Lock Nuts.</i>	See Parts
	TY27534	Fuel Protect for Gasoline Engines (8 oz.)	See Parts
	LG249	Home Maintenance Kit <i>Fits 2010 and earlier models only (Serial-180000).</i>	See Parts

JOHN DEERE LAWN & GARDEN PRODUCTS
LAWN TRACTORS

Select Series X324 Tractor with 4 Wheel Steer and 48X Edge Xtra Deck
Continued

CODE	ATTACHMENT IDENTIFIER	DESCRIPTION	SUGGESTED LIST PRICE USD (\$)
		ATTACHMENTS FOR FIELD CONVERSION Continued...	
	LG265	Home Maintenance Kit <i>For use with MY2011- (Serial 180001-).</i>	See Parts
	AM132109	Rubber Blade Squeegee Kit	See Parts
	AM136046	Seat Net Kit	See Parts
	AM122263	Skid Shoe, Heavy Duty Left Hand (1) <i>For Snow Blower.</i>	See Parts
	AM122264	Skid Shoe, Heavy Duty Right Hand (1) <i>For Snow Blower.</i>	See Parts
	M157831	Skid shoe, Plastic (1) <i>For 44-, 47-, and 54-in. Snow Blowers. Two required.</i>	See Parts
	M115237	Spacer	See Parts
	BM23054	Sun Shade (X300/X500 M-T)	161.57
	AM141155	Wheel Cover, 10 In. (Stainless Steel)	See Parts
	AM141153	Wheel Cover, 6 In. (Stainless Steel)	See Parts
		Mower Deck and Mower Deck Attachments:	
	SKU24195	48 in Edge Xtra Deck with Rotateable Anti-Scalp Wheels (48X)	1,000.00
	M127673	Blade (48C/48X, Mulching)	See Parts
	M145476	Blade (48C/48X, Side Discharge)	See Parts
	BM19894	Leaf Bagging Kit (48C/48X Mower) <i>Contains Three Bolt-on Deck Lips for Improved Bagging of Leaves.</i>	99.51
	AM130907	Mower Deck Leveling Gauge	See Parts
	BM20007	Mulch Kit (48C/48X)	157.29
		Order Zone:	
	LP23117	125 lb. Electric Broadcast Spreader Barrier Shield	In Catalog
	LP3301	125 lb. Select Series Mounted Electric Broadcast Spreader <i>Requires Front Wheel Weights or Front Weight Bracket and 2 weights.</i>	In Catalog
	LP22861	25-gal. Mounted Sprayer <i>Tractors equipped with this sprayer require installation of the mid-mount mower, a front attachment, four front suitcase weights, or two front wheel weights.</i>	In Catalog
	LP40000	40-In. Tractor Shovel	In Catalog
	LP1002	48-In. / 54-In. Tractor Grass Groomer	In Catalog
	LPJD400	Bucket (5 gallon)	In Catalog
	JD01673	Bucket (6 gallon with lid)	In Catalog
	LPJD301	Bucket Holder (Double)	In Catalog

JOHN DEERE LAWN & GARDEN PRODUCTS
LAWN TRACTORS

Select Series X324 Tractor with 4 Wheel Steer and 48X Edge Xtra Deck
Continued

CODE	ATTACHMENT IDENTIFIER	DESCRIPTION	SUGGESTED LIST PRICE USD (\$)
		ATTACHMENTS FOR FIELD CONVERSION Continued...	
	LP33711	Electric Lift Kit <i>For Snow Blower and Front Blade.</i>	In Catalog
	LP33712	Manual Angling Kit (44 in Front Blade X300s)	In Catalog
	LP93617	Riding Mower Deluxe Cover (M)	In Catalog
	LP93917	Riding Mower Standard Cover	In Catalog
	LP92624	Protection: Seat Cover (Deluxe Medium) - Yellow	In Catalog
	LP92324	Seat Cover - Yellow	In Catalog
	TY16200	Seats / Wheels / Tires: Tire Chains (Pair) for 20x10-8, 20x10-10	See Parts
	SKU23045	Snow Blowers: 44 In. Snow Blower (X300's, X500, X520)	1,555.00
	AM136691	Winter Grill Cover <i>Used on X300s, MY2007- Model X500 (serial 020001-), X530, and MY2011- X534 (serial 060001-).</i>	See Parts
	R66949	Weights: Quik-Tatch Weight, 42 Lb. <i>Use up to 2 Weights on the rear of X300 Series Tractors</i>	62.06
	BM23621	Weight Bracket, Front (X300/X500 M-T) <i>Allows installation of R66949 Quik-Tatch Weights. Used on X300s, MY2007- Model X500 (serial 020001-), X530, and MY2011- X534 (serial 060001-).</i>	58.86
	BM24011	Weight Bracket, Rear (X304, X324, X534) <i>Allows installation of R66949 Quik-Tatch Weights</i>	87.74
	BM17962	Wheel Weight (Cast Iron, Front, 34 Lb., 5 or 6 in wheel) <i>Requires BM17978 Mounting Hardware.</i>	133.76
	BM17978	Wheel Weight Mounting Hardware (1) for Attaching Front Wheel Weight	10.70

SERVICE CONTRACTS - RESIDENTIAL OWNERS/USE

Visit <http://www.JohnDeere.com/ServicePlans> for more information on John Deere Service Contracts. May not be Available in Parts of the U.S., Not Available in Canada. Price may vary due to driving distance and/or time from machine to dealership location.

John Deere Extended Service Plan - 5-Year Option
*5-year extended service plan. (1- year of extended service protection);
5-years of warranty transportation.*

399.99

John Deere Extended Service Plan - 6-Year Option
*6-year extended service plan. (2- years of extended service protection);
6-years of warranty transportation.*

529.99

JOHN DEERE LAWN & GARDEN PRODUCTS

LAWN TRACTORS

Select Series X360 Tractor with 48X Edge Xtra Deck Equipment for Base Machine

Exclusive Air Intake System	2 Wheel Low Effort Steering System	Hour Meter
V-Twin Engine	Hydraulic Power Steering	Seat/PTO Interlock Switches
Overhead Valves	22 In. Turning Radius	Reverse Implement Option
Hemispheric Cylinder Head	Cast Iron Front Axle with Replaceable Metal Bushings	MISCELLANEOUS
V-Valve Technology	.75 In. Front Spindles	3.3 US Gallon Fuel Tank Capacity
Cast Iron Cylinder Liners	AUTOMATIC (HYDROSTATIC) TRANSMISSION	Low-Fuel Light
Full Pressure Lubrication with Replaceable Oil Filter	Twin Touch Foot control	Welded C-Channel Frame
*22 HP	Tuff-Torque K58 Transaxle	Rear Hitch Accepts 2 Quik-Tatch Weights
48 IN. EDGE XTRA CUTTING SYSTEM	Internal Wet Disk Brakes	Electric Mower/Implement PTO
Three .79 In. Greaseable Spindles	Tow valve	Drive Clutch
Two Front and Two Rear 2.6 In. Wide Rotateable Anti-Scalp Wheels	6.2 mph (10.0 km/h) Forward, 3.5mph (5.6 km/h) Reverse Travel Speed	Hydraulic Power Deck and Implement Lift System
No Tools Anti-Scalp Wheel Cut Height Adjustment	Cruise Control	Heavy Duty Cargo Mount System
Two 2.9 In Wide Front Anti-Scalp Rollers	OPERATOR STATION	*Engine HP is Provided by the Engine Manufacturer to be Used for Comparison Purposes Only, Actual Operating HP will be Less. Refer to the Engine Manufacturer's Web Site for Additional Information
4 Point Mounting	14 In. Steering Wheel	
Adjustable Down Stop	5-Position Tilt Steering Wheel	
.25 In. Cut Height Increments	15 In. Open Back Seat with Access	
1 to 4 In. Cutting Heights	Grip, 7 In. Fore-Aft Adjustment and Adjustable Suspension	
On Board Leveling Gauge	Cup Holder	
Exact Adjust Leveling Ports	ELECTRICAL SYSTEM	
24 In. Uncut Circle Radius	195 CCA Battery	
TIRES	15 Amp Regulated Charging System	
15x6.5-8 Front Turf Tires	Four-Position Key Switch with	
22x11-10 Rear Turf Tires		
STEERING		

CODE	ATTACHMENT IDENTIFIER	DESCRIPTION	SUGGESTED LIST PRICE USD (\$)
------	-----------------------	-------------	-------------------------------

Select One Code From Each Required Category

Select Series X360

F.O.B. Janesville, Wisconsin

9694M	Select Series X360 Tractor with 48X Edge Xtra Deck	5,299.00
-------	--	----------

DESTINATION

0202	United States and Canada	In Base Price
0230	Australia and New Zealand	Same Price
0195	Mexico	Same Price
0250	Other	Same Price

ATTACHMENTS FOR FIELD CONVERSION

SKU23044	Blades: 44 In. Front Blade (X300) <i>Rear Weights and Tire Chains are Recommended for Additional Traction</i>	547.00
AM135845	Engine: Spark Arrester Muffler Screen (X300s, X500 M-Ts)	See Parts

JOHN DEERE LAWN & GARDEN PRODUCTS
LAWN TRACTORS

Select Series X360 Tractor with 48X Edge Xtra Deck
Continued

CODE	ATTACHMENT IDENTIFIER	DESCRIPTION	SUGGESTED LIST PRICE USD (\$)
		ATTACHMENTS FOR FIELD CONVERSION Continued...	
		FRONT MOUNTED THATCHERS:	
	TY13056	38 In. Front Thatcher (Center) <i>Requires Mounting Frame.</i>	216.14
	TY13036	8 In. Front Thatcher (Extension)	53.50
	BM24000	Thatcher Mounting Frame (X300, X500 M-T)	203.30
		Material Collection System Hoppers:	
	BM21679	7 Bushel Hopper Assembly <i>Requires Appropriate Rear Bagger Chute Front. Ballast Recommended, Especially on Hills or Inclines.</i>	433.36
	AM135486	Loose knit bags for 7 bu. Hopper	See Parts
		Material Collection System Power Flow Blowers:	
	BM22696	48C/48X High-Performance Blower Assembly for Mowers with Rotateable Anti-Scalp Wheels (X300/X500 M-T/X700) <i>For use with MY2006 X320 (Serial 010001-040000), X324 (Serial) 010001-040000, Model X500 M-T Tractor (Serial 010001-020000), MY2008 X320 (Serial 085001-), MY2008 X324 (Serial 085001-) MY2008 X500 (Serial 030001-) and X360. Also for use with SKU21895 (48X with Rotateable Anti-Scalp Wheels) Cartoned Deck.</i>	541.41
		Material Collection System Power Flow/Rear Bagger Chutes:	
	BM21681	Power Flow Chute (7 bu.) <i>For 48C, 48X, 54C or 54X Series Blowers.</i>	114.49
		Miscellaneous:	
	AM136716	12 Volt Outlet Kit (X300)	See Parts
	BM17981	12 Volt Work Light Kit	51.36
	TY25866	Battery Charger and Maintainer	See Parts
	BM23057	Brush Guard (X300, X500 M-T)	124.11
	BM23056	Bumper (X300s, X500, X530, X534)	62.06
	TY25341	Debris bag	See Parts
	M88984	Drift Blade <i>For Snow Blowers. Requires (2) 19H1914 Bolts and (2) N10217 Lock Nuts.</i>	See Parts
	TY27534	Fuel Protect for Gasoline Engines (8 oz.)	See Parts
	LG249	Home Maintenance Kit <i>Fits 2010 and earlier models only (Serial-180000).</i>	See Parts
	LG265	Home Maintenance Kit <i>For use with MY2011- (Serial 180001-).</i>	See Parts
	AM132109	Rubber Blade Squeegee Kit	See Parts
	AM136046	Seat Net Kit	See Parts

JOHN DEERE LAWN & GARDEN PRODUCTS
LAWN TRACTORS

Select Series X360 Tractor with 48X Edge Xtra Deck
Continued

CODE	ATTACHMENT IDENTIFIER	DESCRIPTION	SUGGESTED LIST PRICE USD (\$)
		ATTACHMENTS FOR FIELD CONVERSION Continued...	
	AM122263	Skid Shoe, Heavy Duty Left Hand (1) <i>For Snow Blower.</i>	See Parts
	AM122264	Skid Shoe, Heavy Duty Right Hand (1) <i>For Snow Blower.</i>	See Parts
	M157831	Skid shoe, Plastic (1) <i>For 44-, 47-, and 54-in. Snow Blowers. Two required.</i>	See Parts
	M115237	Spacer	See Parts
	BM23054	Sun Shade (X300/X500 M-T)	161.57
	TY24327	Tire Chains for 22x11-10 In. Turf Tires	See Parts
	AM141155	Wheel Cover, 10 In. (Stainless Steel)	See Parts
	AM141154	Wheel Cover, 8 In. (Stainless Steel)	See Parts
		Mower Deck and Mower Deck Attachments:	
	SKU24195	48 in Edge Xtra Deck with Rotateable Anti-Scalp Wheels (48X)	1,000.00
	M127673	Blade (48C/48X, Mulching)	See Parts
	M145476	Blade (48C/48X, Side Discharge)	See Parts
	BM19894	Leaf Bagging Kit (48C/48X Mower) <i>Contains Three Bolt-on Deck Lips for Improved Bagging of Leaves.</i>	99.51
	AM130907	Mower Deck Leveling Gauge	See Parts
	BM20007	Mulch Kit (48C/48X)	157.29
		Order Zone:	
	LP23117	125 lb. Electric Broadcast Spreader Barrier Shield	In Catalog
	LP3301	125 lb. Select Series Mounted Electric Broadcast Spreader <i>Requires Front Wheel Weights or Front Weight Bracket and 2 weights.</i>	In Catalog
	LP22861	25-gal. Mounted Sprayer <i>Tractors equipped with this sprayer require installation of the mid-mount mower, a front attachment, four front suitcase weights, or two front wheel weights.</i>	In Catalog
	LP40000	40-In. Tractor Shovel	In Catalog
	LP1002	48-In. / 54-In. Tractor Grass Groomer	In Catalog
	LPJD400	Bucket (5 gallon)	In Catalog
	JD01673	Bucket (6 gallon with lid)	In Catalog
	LPJD301	Bucket Holder (Double)	In Catalog
	LPJD100	Bucket Holder (Single)	In Catalog
	LP33711	Electric Lift Kit <i>For Snow Blower and Front Blade.</i>	In Catalog

JOHN DEERE LAWN & GARDEN PRODUCTS

LAWN TRACTORS

Select Series X360 Tractor with 48X Edge Xtra Deck

Continued

CODE	ATTACHMENT IDENTIFIER	DESCRIPTION	SUGGESTED LIST PRICE USD (\$)
		ATTACHMENTS FOR FIELD CONVERSION Continued...	
	LP33712	Manual Angling Kit (44 in Front Blade X300s)	In Catalog
	LP93617	Riding Mower Deluxe Cover (M)	In Catalog
	LP93917	Riding Mower Standard Cover	In Catalog
		Protection:	
	LP92624	Seat Cover (Deluxe Medium) - Yellow	In Catalog
	LP92324	Seat Cover - Yellow	In Catalog
		Snow Blowers:	
	SKU23045	44 In. Snow Blower (X300's, X500, X520)	1,555.00
	AM136691	Winter Grill Cover <i>Used on X300s, MY2007- Model X500 (serial 020001-), X530, and MY2011- X534 (serial 060001-).</i>	See Parts
		Weights:	
	R66949	Quik-Tatch Weight, 42 Lb. <i>Use up to 2 Weights on the rear of X300 Series Tractors</i>	62.06
	BM23621	Weight Bracket, Front (X300/X500 M-T) <i>Allows installation of R66949 Quik-Tatch Weights. Used on X300s, MY2007- Model X500 (serial 020001-), X530, and MY2011- X534 (serial 060001-).</i>	58.86
	BM17964	Wheel Weight (Cast Iron, Front, 30 Lb. 8 In.) <i>For Use on Steered Wheel.</i>	101.66
	BM17978	Wheel Weight Mounting Hardware (1) for Attaching Front Wheel Weight	10.70

SERVICE CONTRACTS - RESIDENTIAL OWNERS/USE

Visit <http://www.JohnDeere.com/ServicePlans> for more information on John Deere Service Contracts. May not be Available in Parts of the U.S., Not Available in Canada. Price may vary due to driving distance and/or time from machine to dealership location.

John Deere Extended Service Plan - 5-Year Option <i>5-year extended service plan. (1- year of extended service protection); 5-years of warranty transportation.</i>	399.99
--	--------

John Deere Extended Service Plan - 6-Year Option <i>6-year extended service plan. (2- years of extended service protection); 6-years of warranty transportation.</i>	529.99
---	--------

JOHN DEERE LAWN & GARDEN PRODUCTS

LAWN TRACTORS

Select Series X300R Tractor with 42 In. Edge Xtra Rear Discharge Deck, California Model

Equipment for Base Machine

JOHN DEERE iTORQUE POWER SYSTEM	Full	15 Amp Regulated Charging System
Exclusive Air Intake System	TIRES	Four-Position Key Switch with
V-Twin Engine	15x6-6 Front Turf Tires	Headlight Switch
Overhead Valves	20x10-8 Rear Turf Tires	Hour Meter
Hemispheric Cylinder Head	STEERING	Seat/PTO Interlock Switches
V-Valve Technology	2 Wheel Low Effort Steering	Reverse Implement Option
Cast Iron Cylinder Liners	System	MISCELLANEOUS
Full Pressure Lubrication with	20 In. Turning Radius	2.0 US Gallon Fuel Tank Capacity
Replaceable Oil Filter	Cast Iron Front Axle with	Welded C-Channel Frame
Manufactured by Kawasaki	Replaceable Metal Bushings	Electric Mower/Implement PTO
*18 HP	.75 In. Front Spindles	Drive Clutch
42 IN. EDGE XTRA REAR DISCHARGE	AUTOMATIC (HYDROSTATIC)	Foot Pedal Deck and Implement
CUTTING SYSTEM	TRANSMISSION	Lift System
Two .67 In. StarLock	Twin Touch Foot Control	Adjustable Lift Assist Spring
Greaseable Spindles	Tuff-Torque K46 Transaxle	*Engine HP is Provided by the
Two Front 2.6 In. Wide Anti-	Internal Wet Disk Brakes	Engine Manufacturer to be Used
Scalp Wheels	Tow valve	for Comparison Purposes Only,
Wash Ports	5.3 mph (8.5 km/h) Forward,	Actual Operating HP will be
4 Point Mounting	4.0 mph (6.4 km/h) Reverse	Less.
Adjustable Down Stop	Travel Speed	
.25 In. Cut Height Increments	Cruise Control	
1 to 3.75 In. Cutting Heights	OPERATOR STATION	
On Board Leveling Gauge	14 In. Steering Wheel	
Exact Adjust Leveling Ports	15 In. Open Back Seat with	
29 In. Uncut Circle Radius	Access Grip, 7 In. Fore-Aft	
INTEGRATED COLLECTION SYSTEM	Adjustment and Adjustable	
8.5 bu. (300 Liter) Collection	Suspension	
Hopper	Cup Holder	
Turbostar Fan	ELECTRICAL SYSTEM	
Automatic PTO Shut Off/Hopper	195 CCA Battery	

CODE	ATTACHMENT IDENTIFIER	DESCRIPTION	SUGGESTED LIST PRICE USD (\$)
------	-----------------------	-------------	-------------------------------

Select One Code From Each Required Category

Select Series X300R

F.O.B. Janesville, Wisconsin

4756M	Select Series X300R Tractor with 42 In. Edge Xtra Rear Discharge Deck, California Model	4,299.00
-------	---	----------

ATTACHMENTS FOR FIELD CONVERSION

Blades:		
SKU23044	44 In. Front Blade (X300) <i>Rear Weights and Tire Chains are Recommended for Additional Traction</i>	547.00
Engine:		
AM135845	Spark Arrester Muffler Screen (X300s, X500 M-Ts)	See Parts
FRONT MOUNTED THATCHERS:		
TY13056	38 In. Front Thatcher (Center) <i>Requires Mounting Frame.</i>	216.14
TY13036	8 In. Front Thatcher (Extension)	53.50
BM24000	Thatcher Mounting Frame (X300, X500 M-T)	203.30

Miscellaneous:

JOHN DEERE LAWN & GARDEN PRODUCTS
LAWN TRACTORS

Select Series X300R Tractor with 42 In. Edge Xtra Rear Discharge Deck, California Model
Continued

CODE	ATTACHMENT IDENTIFIER	DESCRIPTION	SUGGESTED LIST PRICE USD (\$)
		ATTACHMENTS FOR FIELD CONVERSION Continued...	
	AM136716	12 Volt Outlet Kit (X300)	See Parts
	TY25866	Battery Charger and Maintainer	See Parts
	BM23057	Brush Guard (X300, X500 M-T)	124.11
	BM23056	Bumper (X300s, X500, X530, X534)	62.06
	M88984	Drift Blade <i>For Snow Blowers. Requires (2) 19H1914 Bolts and (2) N10217 Lock Nuts.</i>	See Parts
	TY27534	Fuel Protect for Gasoline Engines (8 oz.)	See Parts
	LG256	Home Maintenance Kit <i>For use with MY2007-2009 (Serial 040001-150000).</i>	See Parts
	LG265	Home Maintenance Kit <i>For use with MY2010- (Serial 150001-).</i>	See Parts
	BM22196	Rear Deflector Kit (X300R)	123.06
	AM132109	Rubber Blade Squeegee Kit	See Parts
	AM136046	Seat Net Kit	See Parts
	AM122263	Skid Shoe, Heavy Duty Left Hand (1) <i>For Snow Blower.</i>	See Parts
	AM122264	Skid Shoe, Heavy Duty Right Hand (1) <i>For Snow Blower.</i>	See Parts
	M157831	Skid shoe, Plastic (1) <i>For 44-, 47-, and 54-in. Snow Blowers. Two required.</i>	See Parts
	M115237	Spacer	See Parts
	AM141153	Wheel Cover, 6 In. (Stainless Steel)	See Parts
	AM141154	Wheel Cover, 8 In. (Stainless Steel)	See Parts
		Mower Deck and Mower Deck Attachments:	
	AM140974	Blade Kit (X300R, Bagging and Rear Discharge)	See Parts
	AM140975	Blade Kit (X300R, Mulching)	See Parts
	AM130907	Mower Deck Leveling Gauge	See Parts
		Order Zone:	
	LP40000	40-In. Tractor Shovel	In Catalog
	LP33712	Manual Angling Kit (44 in Front Blade X300s)	In Catalog
		Protection:	
	LP92624	Seat Cover (Deluxe Medium) - Yellow	In Catalog

JOHN DEERE LAWN & GARDEN PRODUCTS
LAWN TRACTORS

Select Series X300R Tractor with 42 In. Edge Xtra Rear Discharge Deck, California Model
Continued

CODE	ATTACHMENT IDENTIFIER	DESCRIPTION	SUGGESTED LIST PRICE USD (\$)
		ATTACHMENTS FOR FIELD CONVERSION Continued...	
	LP92324	Seat Cover - Yellow	In Catalog
		Seats / Wheels / Tires:	
	BM19123	31 Lb. Plastic Rear Wheel Weights	65.27
	TY16200	Tire Chains (Pair) for 20x10-8, 20x10-10	See Parts
		Snow Blowers:	
	SKU23045	44 In. Snow Blower (X300's, X500, X520) <i>Rear Weights and Tire Chains are Recommended for Additional Traction. Winter Grill Cover Recommended on Air-cooled Engines to Prevent Carburetor Icing. Collection Hopper or a BM22196 Rear Deflector Kit are Required. For Snow Blowers built prior to April 2008 (Serial -030001) see DTAC Solution 79224 for Adaptation Instructions.</i>	1,555.00
	AM136691	Winter Grill Cover <i>Used on X300s and model X500 (serial 020001-), X530, and MY2011- X534 (serial 060001-).</i>	See Parts
		Weights:	
	R66949	Quik-Tatch Weight, 42 Lb.	62.06
	BM23621	Weight Bracket, Front (X300/X500 M-T) <i>Allows installation of up to four R66949 Quik-Tatch Weights on front of X300s.</i>	58.86
	BM17962	Wheel Weight (Cast Iron, Front, 34 Lb., 5 or 6 in wheel) <i>Requires BM17978 Mounting Hardware.</i>	133.76
	BM17978	Wheel Weight Mounting Hardware (1) for Attaching Front Wheel Weight	10.70

SERVICE CONTRACTS - RESIDENTIAL OWNERS/USE

Visit <http://www.JohnDeere.com/ServicePlans> for more information on John Deere Service Contracts. May not be Available in Parts of the U.S., Not Available in Canada. Price may vary due to driving distance and/or time from machine to dealership location.

John Deere Extended Service Plan - 5-Year Option <i>5-year extended service plan. (1- year of extended service protection); 5-years of warranty transportation.</i>	399.99
--	--------

John Deere Extended Service Plan - 6-Year Option <i>6-year extended service plan. (2- years of extended service protection); 6-years of warranty transportation.</i>	529.99
---	--------

JOHN DEERE LAWN & GARDEN PRODUCTS

LAWN TRACTORS

Select Series X300 Tractor Less Deck, California Model Equipment for Base Machine

JOHN DEERE iTORQUE POWER SYSTEM
Exclusive Air Intake System
V-Twin Engine
Overhead Valves
Hemispheric Cylinder Head
V-Valve Technology
Cast Iron Cylinder Liners
Full Pressure Lubrication with
Replaceable Oil Filter
Manufactured by Kawasaki
*18 HP
LESS MOWER STANDARD
OPTIONAL 38 IN. or 42 IN. EDGE
XTRA CUTTING SYSTEM or 42 IN.
EDGE MULCH CUTTING SYSTEM
Two .67 In. StarLock Greaseable

Spindles
Two Front 2.6 In. Wide
Anti-Scalp Wheels
4 Point Mounting
Adjustable Down Stop
.25 In. Cut Height Increments
1 to 4 In. Cutting Heights
On Board Leveling Gauge
Exact Adjust Leveling Ports
28 In. Uncut Circle Radius
(38X, 42X)
27 in Uncut Circle Radius
(42 Edge Mulch)
Removable Material Gates with
On Board Storage (42 Edge
Mulch)
OPTIONAL 48 IN. EDGE XTRA
CUTTING SYSTEM
Three .79 In. Greaseable
Spindles
Two Front and Two Rear 2.6 In.

Wide Rotateable Anti-Scalp
Wheels
No Tools Anti-Scalp Wheel Cut
Height Adjustment
Two 2.9 In Wide Front
Anti-Scalp Rollers
4 Point Mounting
Adjustable Down Stop
.25 In. Cut Height Increments
1 to 4 In. Cutting Heights
On Board Leveling Gauge
Exact Adjust Leveling Ports
21 In. Uncut Circle Radius
TIRES
15x6-6 Front Turf Tires
20x10-8 Rear Turf Tires
STEERING
2 Wheel Low Effort Steering
System
16 In. Turning Radius
Cast Iron Front Axle with
Replaceable Metal Bushings
.75 In. Front Spindles
AUTOMATIC (HYDROSTATIC)
TRANSMISSION
Twin Touch Foot control
Tuff-Torque K46 Transaxle
Internal Wet Disk Brakes
Tow valve
5.5 mph (8.9 km/h) Forward,
4.0 mph (6.4 km/h) Reverse
Travel Speed
Cruise Control
OPERATOR STATION
14 In. Steering Wheel
15 In. Open Back Seat with
Access

Grip, 7 In. Fore-Aft Adjustment
and Adjustable Suspension
Cup Holder
ELECTRICAL SYSTEM
195 CCA Battery
15 Amp Regulated Charging
System
Four-Position Key Switch with
Headlight Switch
Hour Meter
Seat/PTO Interlock Switches
Reverse Implement Option
MISCELLANEOUS
3.3 US Gallon Fuel Tank
Capacity
Welded C-Channel Frame
Rear Hitch Accepts 2 Quik-Tatch
Weights
Electric Mower/Implement PTO
Drive Clutch
Foot Pedal Deck and Implement
Lift System
Heavy Duty Cargo Mount System
*Engine HP is Provided by the
Engine Manufacturer to be
Used
for Comparison Purposes Only,
Actual Operating HP will be
Less.

CODE	ATTACHMENT IDENTIFIER	DESCRIPTION	SUGGESTED LIST PRICE USD (\$)
------	--------------------------	-------------	-------------------------------------

Select One Code From Each Required Category

Select Series X300

F.O.B. Janesville, Wisconsin

470DM	Select Series X300 Tractor Less Deck, California Model	2,499.00
-------	--	----------

ATTACHMENTS FOR FIELD CONVERSION

SKU23044	Blades: 44 In. Front Blade (X300) <i>Rear Weights and Tire Chains are Recommended for Additional Traction</i>	547.00
AM135845	Engine: Spark Arrester Muffler Screen (X300s, X500 M-Ts)	See Parts
TY13056	FRONT MOUNTED THATCHERS: 38 In. Front Thatcher (Center) <i>Requires Mounting Frame.</i>	216.14

JOHN DEERE LAWN & GARDEN PRODUCTS
LAWN TRACTORS

Select Series X300 Tractor Less Deck, California Model
Continued

CODE	ATTACHMENT IDENTIFIER	DESCRIPTION	SUGGESTED LIST PRICE USD (\$)
		ATTACHMENTS FOR FIELD CONVERSION Continued...	
	TY13036	8 In. Front Thatcher (Extension)	53.50
	BM24000	Thatcher Mounting Frame (X300, X500 M-T)	203.30
	BM21679	Material Collection System Hoppers: 7 Bushel Hopper Assembly <i>Requires Appropriate Rear Bagger Chute Front. Ballast Recommended, Especially on Hills or Inclines.</i>	433.36
	AM135486	Loose knit bags for 7 bu. Hopper	See Parts
	BM22696	Material Collection System Power Flow Blowers: 48C/48X High-Performance Blower Assembly for Mowers with Rotateable Anti-Scalp Wheels (X300/X500 M-T/X700) <i>For use with MY2006 X320 (Serial 010001-040000), X324 (Serial) 010001-040000, Model X500 M-T Tractor (Serial 010001-020000), MY2008 X320 (Serial 085001-), MY2008 X324 (Serial 085001-) MY2008 X500 (Serial 030001-) and X360. Also for use with SKU21895 (48X with Rotateable Anti-Scalp Wheels) Cartoned Deck.</i>	541.41
	BM21681	Material Collection System Power Flow/Rear Bagger Chutes: Power Flow Chute (7 bu.) <i>For 48C, 48X, 54C or 54X Series Blowers.</i>	114.49
	BM20982	Rear Bagger Chute for 38 In. Mowers	73.83
	BM22594	Rear Bagger Chute for 42 In. Mowers	90.96
	AM136716	Miscellaneous: 12 Volt Outlet Kit (X300)	See Parts
	BM17981	12 Volt Work Light Kit	51.36
	TY25866	Battery Charger and Maintainer	See Parts
	BM23057	Brush Guard (X300, X500 M-T)	124.11
	BM23056	Bumper (X300s, X500, X530, X534)	62.06
	TY25341	Debris bag	See Parts
	M88984	Drift Blade <i>For Snow Blowers. Requires (2) 19H1914 Bolts and (2) N10217 Lock Nuts.</i>	See Parts
	TY27534	Fuel Protect for Gasoline Engines (8 oz.)	See Parts
	LG256	Home Maintenance Kit <i>For use with MY2006-2010 (Serial 010001-180000).</i>	See Parts
	LG265	Home Maintenance Kit <i>For use with MY2011- (Serial 180001-).</i>	See Parts
	AM132109	Rubber Blade Squeegee Kit	See Parts
	AM136046	Seat Net Kit	See Parts

JOHN DEERE LAWN & GARDEN PRODUCTS
LAWN TRACTORS

Select Series X300 Tractor Less Deck, California Model
Continued

CODE	ATTACHMENT IDENTIFIER	DESCRIPTION	SUGGESTED LIST PRICE USD (\$)
		ATTACHMENTS FOR FIELD CONVERSION Continued...	
	AM122263	Skid Shoe, Heavy Duty Left Hand (1) <i>For Snow Blower.</i>	See Parts
	AM122264	Skid Shoe, Heavy Duty Right Hand (1) <i>For Snow Blower.</i>	See Parts
	M157831	Skid shoe, Plastic (1) <i>For 44-, 47-, and 54-in. Snow Blowers. Two required.</i>	See Parts
	M115237	Spacer	See Parts
	BM23054	Sun Shade (X300/X500 M-T)	161.57
	AM141153	Wheel Cover, 6 In. (Stainless Steel)	See Parts
	AM141154	Wheel Cover, 8 In. (Stainless Steel)	See Parts
		Mower Deck and Mower Deck Attachments:	
	SKU24192	38 in Edge Xtra Deck (38X) <i>Requires M156856 Right-Hand Lift Arm.</i>	600.00
	SKU24194	42 In. Edge Mulch Deck (42M) <i>Also order AM136646 Lift Assist Spring Kit when used on X300-38, X300-42X, X300-Less deck, X304-42X, X300-42X or with MY2006-MY2009 (Serial 010001-150,000) X300-42M tractors.</i>	700.00
	SKU24193	42 In. Edge Xtra Deck (42X)	600.00
	SKU24195	48 in Edge Xtra Deck with Rotateable Anti-Scalp Wheels (48X)	1,000.00
	BM22550	Anti-Scalp Wheel Extension Kit	57.79
	M154062	Blade (42X, Bagging, Starlock)	See Parts
	M127673	Blade (48C/48X, Mulching)	See Parts
	M145476	Blade (48C/48X, Side Discharge)	See Parts
	AM141040	Blade Kit (38X, Mulching)	See Parts
	AM141039	Blade Kit (38X, Side Discharge Kit)	See Parts
	AM140332	Blade Kit (42M, Mulching Low Lift)	See Parts
	AM140973	Blade Kit (42M, Mulching)	See Parts
	AM141034	Blade Kit (42X, Bagging)	See Parts
	AM141033	Blade Kit (42X, Mulching)	See Parts
	AM141032	Blade Kit (42X, Side Discharge)	See Parts
	AM141041	Blade, Kit (38X) Bagging	See Parts
	BM20505	Front Blowout Baffle for 42 In. Mower (42C/42X)	38.51

JOHN DEERE LAWN & GARDEN PRODUCTS
LAWN TRACTORS

Select Series X300 Tractor Less Deck, California Model
Continued

CODE	ATTACHMENT IDENTIFIER	DESCRIPTION	SUGGESTED LIST PRICE USD (\$)
		ATTACHMENTS FOR FIELD CONVERSION Continued...	
	BM19894	Leaf Bagging Kit (48C/48X Mower) <i>Contains Three Bolt-on Deck Lips for Improved Bagging of Leaves.</i>	99.51
	AM130907	Mower Deck Leveling Gauge	See Parts
	AM108476	Mower Deck Wear Plate (38 In. Mower)	See Parts
	M150883	Mower Leaf Mulcher Plate Assembly (38/38X)	See Parts
	AM103851	Mower Lip Kit (Left), 38 In. Mower	See Parts
	AM103852	Mower Lip Kit (Right Rear), 38 In. Mower	See Parts
	BM21817	Mulch Kit (38 In. or 38X) <i>For 2 Spindle Mowers</i>	131.61
	BM21816	Mulch Kit (42 In. or 42X)	99.51
	BM20007	Mulch Kit (48C/48X)	157.29
		Order Zone:	
	LP23117	125 lb. Electric Broadcast Spreader Barrier Shield	In Catalog
	LP3301	125 lb. Select Series Mounted Electric Broadcast Spreader <i>Requires Front Wheel Weights or Front Weight Bracket and 2 weights.</i>	In Catalog
	LP22861	25-gal. Mounted Sprayer <i>Tractors equipped with this sprayer require installation of the mid-mount mower, a front attachment, four front suitcase weights, or two front wheel weights.</i>	In Catalog
	LP40000	40-In. Tractor Shovel	In Catalog
	LP1001	42-In. Tractor Grass Groomer	In Catalog
	LP1002	48-In. / 54-In. Tractor Grass Groomer	In Catalog
	LPJD400	Bucket (5 gallon)	In Catalog
	JD01673	Bucket (6 gallon with lid)	In Catalog
	LPJD301	Bucket Holder (Double)	In Catalog
	LPJD100	Bucket Holder (Single)	In Catalog
	LP33711	Electric Lift Kit <i>For Snow Blower and Front Blade.</i>	In Catalog
	LP33712	Manual Angling Kit (44 in Front Blade X300s)	In Catalog
	LP93617	Riding Mower Deluxe Cover (M)	In Catalog
	LP93917	Riding Mower Standard Cover	In Catalog
		Protection:	
	LP92624	Seat Cover (Deluxe Medium) - Yellow	In Catalog

JOHN DEERE LAWN & GARDEN PRODUCTS

LAWN TRACTORS

Select Series X300 Tractor Less Deck, California Model

Continued

CODE	ATTACHMENT IDENTIFIER	DESCRIPTION	SUGGESTED LIST PRICE USD (\$)
		ATTACHMENTS FOR FIELD CONVERSION Continued...	
	LP92324	Seat Cover - Yellow	In Catalog
		Seats / Wheels / Tires:	
	TY16200	Tire Chains (Pair) for 20x10-8, 20x10-10	See Parts
		Snow Blowers:	
	SKU23045	44 In. Snow Blower (X300's, X500, X520) <i>Rear Weights and Tire Chains are Recommended for Additional Traction. Winter Grill Cover Recommended on Air-cooled Engines to Prevent Carburetor Icing. X300, X304 Tractors Shipped less deck or with 38X, 42X or 42M (SN -150000) Decks need to also Order AM136646 Lift Assist Spring Kit.</i>	1,555.00
	AM136646	Lift Assist Spring Kit	See Parts
	AM136691	Winter Grill Cover <i>Used on X300s and model X500 (serial 020001-), X530, and MY2011- X534 (serial 060001-).</i>	See Parts
		Weights:	
	R66949	Quik-Tatch Weight, 42 Lb. <i>Use up to 2 Weights on the rear of X300 Series Tractors</i>	62.06
	BM23621	Weight Bracket, Front (X300/X500 M-T) <i>Allows installation of up to four R66949 Quik-Tatch Weights on front of X300s.</i>	58.86
	BM17962	Wheel Weight (Cast Iron, Front, 34 Lb., 5 or 6 in wheel) <i>Requires BM17978 Mounting Hardware.</i>	133.76
	BM17978	Wheel Weight Mounting Hardware (1) for Attaching Front Wheel Weight	10.70
		SERVICE CONTRACTS - RESIDENTIAL OWNERS/USE	
		<i>Visit http://www.JohnDeere.com/ServicePlans for more information on John Deere Service Contracts. May not be Available in Parts of the U.S., Not Available in Canada. Price may vary due to driving distance and/or time from machine to dealership location.</i>	
		John Deere Extended Service Plan - 5-Year Option <i>5-year extended service plan. (1- year of extended service protection); 5-years of warranty transportation.</i>	399.99
		John Deere Extended Service Plan - 6-Year Option <i>6-year extended service plan. (2- years of extended service protection); 6-years of warranty transportation.</i>	529.99

JOHN DEERE LAWN & GARDEN PRODUCTS

LAWN TRACTORS

Select Series X304 Tractor Less Deck, California Model Equipment for Base Machine

JOHN DEERE iTORQUE POWER SYSTEM
Exclusive Air Intake System
V-Twin Engine
Overhead Valves
Hemispheric Cylinder Head
V-Valve Technology
Cast Iron Cylinder Liners
Full Pressure Lubrication with
Replaceable Oil Filter
Manufactured by Kawasaki
*18 HP
LESS MOWER STANDARD
OPTIONAL 42 IN. EDGE XTRA
CUTTING SYSTEM
Two .67 In. StarLock Greaseable

Spindles
Two Front 2.6 In. Wide
Anti-Scalp Wheels
4 Point Mounting
Adjustable Down Stop
.25 In. Cut Height Increments
1 to 4 In. Cutting Heights
On Board Leveling Gauge
Exact Adjust Leveling Ports
28 in Uncut Circle Radius
OPTIONAL 48 IN. EDGE XTRA
CUTTING SYSTEM
Three .79 In. Greaseable
Spindles
Two Front and Two Rear 2.6 In.

Wide Rotateable Anti-Scalp
Wheels
No Tools Anti-Scalp Wheel Cut
Height Adjustment

Two 2.9 In Wide Front
Anti-Scalp
Rollers
4 Point Mounting
Adjustable Down Stop
.25 In. Cut Height Increments
1 to 4 In. Cutting Heights
On Board Leveling Gauge
Exact Adjust Leveling Ports
9 In. Uncut Circle Radius
TIRES
15x6-6 Front Turf Tires
20x10-10 Rear Turf Tires
STEERING
4 Wheel Low Effort Steering
System
15 In. Turning Radius
Cast Iron Front Axle with
Replaceable Metal Bushings
.75 In. Front Spindles
AUTOMATIC (HYDROSTATIC)
TRANSMISSION
Twin Touch Foot control
Tuff-Torque k46 Transaxle
Internal Wet Disk Brakes
Tow valve
5.5 mph (8.9 km/h) Forward,
4.0mph (6.4 km/h) Reverse
Travel Speed
Cruise Control
OPERATOR STATION
14 In. Steering Wheel
15 In. Open Back Seat with
Access
Grip, 7 In. Fore-Aft Adjustment
and Adjustable Suspension

Cup Holder
ELECTRICAL SYSTEM
195 CCA Battery
15 Amp Regulated Charging
System
Four-Position Key Switch with
Headlight Switch
Hour Meter
Seat/PTO Interlock Switches
Reverse Implement Option
MISCELLANEOUS
3.3 US Gallon Fuel Tank
Capacity
Welded C-Channel Frame
Optional Rear Weight Bracket
Accepts 2 Quick Tatch Weights
Electric Mower/Implement PTO
Drive Clutch
Foot Pedal Deck and Implement
Lift System
Heavy Duty Cargo Mount System
*Engine HP is Provided by the
Engine Manufacturer to be
Used
for Comparison Purposes Only,
Actual Operating HP will be
Less.

CODE	ATTACHMENT IDENTIFIER	DESCRIPTION	SUGGESTED LIST PRICE USD (\$)
------	--------------------------	-------------	-------------------------------------

Select One Code From Each Required Category

Select Series X304

F.O.B. Janesville, Wisconsin

4715M	Select Series X304 Tractor Less Deck, California Model	3,299.00
-------	--	----------

ATTACHMENTS FOR FIELD CONVERSION

SKU23044	Blades: 44 In. Front Blade (X300) <i>Rear Weights and Tire Chains are Recommended for Additional Traction</i>	547.00
AM135845	Engine: Spark Arrester Muffler Screen (X300s, X500 M-Ts)	See Parts
TY13056	FRONT MOUNTED THATCHERS: 38 In. Front Thatcher (Center) <i>Requires Mounting Frame.</i>	216.14
TY13036	8 In. Front Thatcher (Extension)	53.50

JOHN DEERE LAWN & GARDEN PRODUCTS
LAWN TRACTORS

Select Series X304 Tractor Less Deck, California Model
Continued

CODE	ATTACHMENT IDENTIFIER	DESCRIPTION	SUGGESTED LIST PRICE USD (\$)
		ATTACHMENTS FOR FIELD CONVERSION Continued...	
	BM24000	Thatcher Mounting Frame (X300, X500 M-T)	203.30
	BM21679	Material Collection System Hoppers: 7 Bushel Hopper Assembly <i>Requires Appropriate Rear Bagger Chute Front. Ballast Recommended, Especially on Hills or Inclines.</i>	433.36
	AM135486	Loose knit bags for 7 bu. Hopper	See Parts
	BM22696	Material Collection System Power Flow Blowers: 48C/48X High-Performance Blower Assembly for Mowers with Rotateable Anti-Scalp Wheels (X300/X500 M-T/X700) <i>For use with MY2006 X320 (Serial 010001-040000), X324 (Serial) 010001-040000), Model X500 M-T Tractor (Serial 010001-020000), MY2008 X320 (Serial 085001-), MY2008 X324 (Serial 085001-) MY2008 X500 (Serial 030001-) and X360. Also for use with SKU21895 (48X with Rotateable Anti-Scalp Wheels) Cartoned Deck.</i>	541.41
	BM21681	Material Collection System Power Flow/Rear Bagger Chutes: Power Flow Chute (7 bu.) <i>For 48C, 48X, 54C or 54X Series Blowers.</i>	114.49
	BM22594	Rear Bagger Chute for 42 In. Mowers	90.96
	AM136716	Miscellaneous: 12 Volt Outlet Kit (X300)	See Parts
	BM17981	12 Volt Work Light Kit	51.36
	TY25866	Battery Charger and Maintainer	See Parts
	BM23057	Brush Guard (X300, X500 M-T)	124.11
	BM23056	Bumper (X300s, X500, X530, X534)	62.06
	TY25341	Debris bag	See Parts
	M88984	Drift Blade <i>For Snow Blowers. Requires (2) 19H1914 Bolts and (2) N10217 Lock Nuts.</i>	See Parts
	TY27534	Fuel Protect for Gasoline Engines (8 oz.)	See Parts
	LG256	Home Maintenance Kit <i>For use with MY2006-2010 (Serial 010001-180000).</i>	See Parts
	LG265	Home Maintenance Kit <i>For use with MY2011- (Serial 180001-).</i>	See Parts
	AM132109	Rubber Blade Squeegee Kit	See Parts
	AM136046	Seat Net Kit	See Parts
	AM122263	Skid Shoe, Heavy Duty Left Hand (1) <i>For Snow Blower.</i>	See Parts
	AM122264	Skid Shoe, Heavy Duty Right Hand (1) <i>For Snow Blower.</i>	See Parts

JOHN DEERE LAWN & GARDEN PRODUCTS
LAWN TRACTORS

Select Series X304 Tractor Less Deck, California Model
Continued

CODE	ATTACHMENT IDENTIFIER	DESCRIPTION	SUGGESTED LIST PRICE USD (\$)
		ATTACHMENTS FOR FIELD CONVERSION Continued...	
	M157831	Skid shoe, Plastic (1) <i>For 44-, 47-, and 54-in. Snow Blowers. Two required.</i>	See Parts
	M115237	Spacer	See Parts
	BM23054	Sun Shade (X300/X500 M-T)	161.57
	AM141153	Wheel Cover, 6 In. (Stainless Steel)	See Parts
	SKU24194	Mower Deck and Mower Deck Attachments: 42 In. Edge Mulch Deck (42M) <i>Also order AM136646 Lift Assist Spring Kit when used on X300-38, X300-42X, X300-Less deck, X304-42X, X300-42X or with MY2006-MY2009 (Serial 010001-150,000) X300-42M tractors.</i>	700.00
	SKU24193	42 In. Edge Xtra Deck (42X)	600.00
	SKU24195	48 in Edge Xtra Deck with Rotateable Anti-Scalp Wheels (48X)	1,000.00
	BM22550	Anti-Scalp Wheel Extension Kit	57.79
	M154062	Blade (42X, Bagging, Starlock)	See Parts
	M127673	Blade (48C/48X, Mulching)	See Parts
	M145476	Blade (48C/48X, Side Discharge)	See Parts
	AM140332	Blade Kit (42M, Mulching Low Lift)	See Parts
	AM140973	Blade Kit (42M, Mulching)	See Parts
	AM141034	Blade Kit (42X, Bagging)	See Parts
	AM141033	Blade Kit (42X, Mulching)	See Parts
	AM141032	Blade Kit (42X, Side Discharge)	See Parts
	BM20505	Front Blowout Baffle for 42 In. Mower (42C/42X)	38.51
	BM19894	Leaf Bagging Kit (48C/48X Mower) <i>Contains Three Bolt-on Deck Lips for Improved Bagging of Leaves.</i>	99.51
	AM130907	Mower Deck Leveling Gauge	See Parts
	BM21816	Mulch Kit (42 In. or 42X)	99.51
	BM20007	Mulch Kit (48C/48X)	157.29
		Order Zone:	
	LP23117	125 lb. Electric Broadcast Spreader Barrier Shield	In Catalog
	LP3301	125 lb. Select Series Mounted Electric Broadcast Spreader <i>Requires Front Wheel Weights or Front Weight Bracket and 2 weights.</i>	In Catalog
	LP22861	25-gal. Mounted Sprayer <i>Tractors equipped with this sprayer require installation of the mid-mount mower, a front attachment, four front suitcase weights, or two front wheel weights.</i>	In Catalog

JOHN DEERE LAWN & GARDEN PRODUCTS
LAWN TRACTORS

Select Series X304 Tractor Less Deck, California Model
Continued

CODE	ATTACHMENT IDENTIFIER	DESCRIPTION	SUGGESTED LIST PRICE USD (\$)
		ATTACHMENTS FOR FIELD CONVERSION Continued...	
	LP40000	40-In. Tractor Shovel	In Catalog
	LP1001	42-In. Tractor Grass Groomer	In Catalog
	LP1002	48-In. / 54-In. Tractor Grass Groomer	In Catalog
	LPJD400	Bucket (5 gallon)	In Catalog
	JD01673	Bucket (6 gallon with lid)	In Catalog
	LPJD301	Bucket Holder (Double)	In Catalog
	LPJD100	Bucket Holder (Single)	In Catalog
	LP33711	Electric Lift Kit <i>For Snow Blower and Front Blade.</i>	In Catalog
	LP33712	Manual Angling Kit (44 in Front Blade X300s)	In Catalog
	LP93617	Riding Mower Deluxe Cover (M)	In Catalog
	LP93917	Riding Mower Standard Cover	In Catalog
	LP92624	Protection: Seat Cover (Deluxe Medium) - Yellow	In Catalog
	LP92324	Seat Cover - Yellow	In Catalog
	TY16200	Seats / Wheels / Tires: Tire Chains (Pair) for 20x10-8, 20x10-10	See Parts
	SKU23045	Snow Blowers: 44 In. Snow Blower (X300's, X500, X520) <i>Rear Weights and Tire Chains are Recommended for Additional Traction. Winter Grill Cover Recommended on Air-cooled Engines to Prevent Carburetor Icing. X300, X304 Tractors Shipped less deck or with 38X, 42X or 42M (SN -150000) Decks need to also Order AM136646 Lift Assist Spring Kit.</i>	1,555.00
	AM136646	Lift Assist Spring Kit	See Parts
	AM136691	Winter Grill Cover <i>Used on X300s and model X500 (serial 020001-), X530, and MY2011- X534 (serial 060001-).</i>	See Parts
	R66949	Weights: Quik-Tatch Weight, 42 Lb. <i>Use up to 2 Weights on the rear of X300 Series Tractors</i>	62.06
	BM23621	Weight Bracket, Front (X300/X500 M-T) <i>Allows installation of up to four R66949 Quik-Tatch Weights on front of X300s.</i>	58.86
	BM24011	Weight Bracket, Rear (X304, X324, X534) <i>Allows installation of R66949 Quik-Tatch Weights</i>	87.74
	BM17962	Wheel Weight (Cast Iron, Front, 34 Lb., 5 or 6 in wheel) <i>Requires BM17978 Mounting Hardware.</i>	133.76

JOHN DEERE LAWN & GARDEN PRODUCTS
LAWN TRACTORS

Select Series X304 Tractor Less Deck, California Model
Continued

CODE	ATTACHMENT IDENTIFIER	DESCRIPTION	SUGGESTED LIST PRICE USD (\$)
------	--------------------------	-------------	-------------------------------------

ATTACHMENTS FOR FIELD CONVERSION Continued...

BM17978		Wheel Weight Mounting Hardware (1) for Attaching Front Wheel Weight	10.70
---------	--	---	-------

SERVICE CONTRACTS - RESIDENTIAL OWNERS/USE

Visit <http://www.JohnDeere.com/ServicePlans> for more information on John Deere Service Contracts. May not be Available in Parts of the U.S., Not Available in Canada. Price may vary due to driving distance and/or time from machine to dealership location.

John Deere Extended Service Plan - 5-Year Option	399.99
<i>5-year extended service plan. (1- year of extended service protection); 5-years of warranty transportation.</i>	

John Deere Extended Service Plan - 6-Year Option	529.99
<i>6-year extended service plan. (2- years of extended service protection); 6-years of warranty transportation.</i>	

JOHN DEERE LAWN & GARDEN PRODUCTS

LAWN TRACTORS

Select Series X320 Tractor Less Deck, California Model Equipment for Base Machine

JOHN DEERE TORQUE POWER SYSTEM

Exclusive Air Intake System
V-Twin Engine
Overhead Valves
Hemispheric Cylinder Head
V-Valve Technology
Cast Iron Cylinder Liners
Full Pressure Lubrication with

Replaceable Oil Filter
Manufactured by Kawasaki
*22 HP
LESS MOWER STANDARD
OPTIONAL 38 IN. or 42 IN. EDGE
XTRA CUTTING SYSTEM or 42 IN.
EDGE MULCH CUTTING SYSTEM
Two .67 In. StarLock Greaseable

Spindles
Two Front 2.6 In. Wide
Anti-Scalp Wheels
4 Point Mounting
Adjustable Down Stop
.25 In. Cut Height Increments
1 to 4 In. Cutting Heights
On Board Leveling Gauge
Exact Adjust Leveling Ports
28 In. Uncut Circle Radius
(38X, 42X)
27 in Uncut Circle Radius
(42 Edge Mulch)
Removable Material Gates with
On Board Storage (42 Edge
Mulch)
OPTIONAL 48 IN. EDGE XTRA
CUTTING SYSTEM
Three .79 In. Greaseable
Spindles
Two Front and Two Rear 2.6 In.

Wide Rotateable Anti-Scalp
Wheels
No Tools Anti-Scalp Wheel Cut
Height Adjustment
Two 2.9 In Wide Front
Anti-Scalp Rollers
4 Point Mounting
Adjustable Down Stop
.25 In. Cut Height Increments
1 to 4 In. Cutting Heights
On Board Leveling Gauge
Exact Adjust Leveling Ports
21 In. Uncut Circle Radius
TIRES
15x6.5-8 Front Turf Tires
22x11-10 Rear Turf Tires
STEERING
2 Wheel Low Effort Steering
System
16 In. Turning Radius
Cast Iron Front Axle with
Replaceable Metal Bushings
.75 In. Front Spindles
AUTOMATIC (HYDROSTATIC)
TRANSMISSION
Twin Touch Foot control
Tuff-Torque K58 Transaxle
Internal Wet Disk Brakes
Tow valve
6.2 mph (10 km/hr) Forward,
3.5mph (5.6 km/h) Reverse
Travel Speed
Cruise Control
OPERATOR STATION
14 In. Steering Wheel
15 In. Open Back Seat with
Access
Grip, 7 In. Fore-Aft Adjustment

and Adjustable Suspension
Cup Holder
ELECTRICAL SYSTEM
195 CCA Battery
15 Amp Regulated Charging
System
Four-Position Key Switch with
Headlight Switch
Hour Meter
Seat/PTO Interlock Switches
Reverse Implement Option
MISCELLANEOUS
3.3 US Gallon Fuel Tank
Capacity
Capacity
Welded C-Channel Frame
Rear Hitch Accepts 2 Quik-Tatch

Weights
Electric Mower/Implement PTO
Drive Clutch
Foot Pedal Deck and Implement
Lift System
Adjustable Lift Assist Spring
Heavy Duty Cargo Mount System
*Engine HP is Provided by the
Engine Manufacturer to be
Used
for Comparison Purposes Only,
Actual Operating HP will be
Less.

CODE	ATTACHMENT IDENTIFIER	DESCRIPTION	SUGGESTED LIST PRICE USD (\$)
------	--------------------------	-------------	-------------------------------------

Select One Code From Each Required Category

Select Series X320

F.O.B. Janesville, Wisconsin

472AM	Select Series X320 Tractor Less Deck, California Model	3,399.00
-------	--	----------

ATTACHMENTS FOR FIELD CONVERSION

SKU23044	Blades: 44 In. Front Blade (X300) <i>Rear Weights and Tire Chains are Recommended for Additional Traction</i>	547.00
AM135845	Engine: Spark Arrester Muffler Screen (X300s, X500 M-Ts)	See Parts
TY13056	FRONT MOUNTED THATCHERS: 38 In. Front Thatcher (Center) <i>Requires Mounting Frame.</i>	216.14

JOHN DEERE LAWN & GARDEN PRODUCTS
LAWN TRACTORS

Select Series X320 Tractor Less Deck, California Model
Continued

CODE	ATTACHMENT IDENTIFIER	DESCRIPTION	SUGGESTED LIST PRICE USD (\$)
		ATTACHMENTS FOR FIELD CONVERSION Continued...	
	TY13036	8 In. Front Thatcher (Extension)	53.50
	BM24000	Thatcher Mounting Frame (X300, X500 M-T)	203.30
	BM21679	Material Collection System Hoppers: 7 Bushel Hopper Assembly <i>Requires Appropriate Rear Bagger Chute Front. Ballast Recommended, Especially on Hills or Inclines.</i>	433.36
	AM135486	Loose knit bags for 7 bu. Hopper	See Parts
	BM22696	Material Collection System Power Flow Blowers: 48C/48X High-Performance Blower Assembly for Mowers with Rotateable Anti-Scalp Wheels (X300/X500 M-T/X700) <i>For use with MY2006 X320 (Serial 010001-040000), X324 (Serial) 010001-040000, Model X500 M-T Tractor (Serial 010001-020000), MY2008 X320 (Serial 085001-), MY2008 X324 (Serial 085001-) MY2008 X500 (Serial 030001-) and X360. Also for use with SKU21895 (48X with Rotateable Anti-Scalp Wheels) Cartoned Deck.</i>	541.41
	BM21681	Material Collection System Power Flow/Rear Bagger Chutes: Power Flow Chute (7 bu.) <i>For 48C, 48X, 54C or 54X Series Blowers.</i>	114.49
	BM22594	Rear Bagger Chute for 42 In. Mowers	90.96
	AM136716	Miscellaneous: 12 Volt Outlet Kit (X300)	See Parts
	BM17981	12 Volt Work Light Kit	51.36
	TY25866	Battery Charger and Maintainer	See Parts
	BM23057	Brush Guard (X300, X500 M-T)	124.11
	BM23056	Bumper (X300s, X500, X530, X534)	62.06
	TY25341	Debris bag	See Parts
	M88984	Drift Blade <i>For Snow Blowers. Requires (2) 19H1914 Bolts and (2) N10217 Lock Nuts.</i>	See Parts
	TY27534	Fuel Protect for Gasoline Engines (8 oz.)	See Parts
	LG249	Home Maintenance Kit <i>Fits 2010 and earlier models only (Serial-180000).</i>	See Parts
	LG265	Home Maintenance Kit <i>For use with MY2011- (Serial 180001-).</i>	See Parts
	AM132109	Rubber Blade Squeegee Kit	See Parts
	AM136046	Seat Net Kit	See Parts
	AM122263	Skid Shoe, Heavy Duty Left Hand (1) <i>For Snow Blower.</i>	See Parts

JOHN DEERE LAWN & GARDEN PRODUCTS
LAWN TRACTORS

Select Series X320 Tractor Less Deck, California Model
Continued

CODE	ATTACHMENT IDENTIFIER	DESCRIPTION	SUGGESTED LIST PRICE USD (\$)
		ATTACHMENTS FOR FIELD CONVERSION Continued...	
	AM122264	Skid Shoe, Heavy Duty Right Hand (1) <i>For Snow Blower.</i>	See Parts
	M157831	Skid shoe, Plastic (1) <i>For 44-, 47-, and 54-in. Snow Blowers. Two required.</i>	See Parts
	M115237	Spacer	See Parts
	BM23054	Sun Shade (X300/X500 M-T)	161.57
	TY24327	Tire Chains for 22x11-10 In. Turf Tires	See Parts
	AM141155	Wheel Cover, 10 In. (Stainless Steel)	See Parts
	AM141154	Wheel Cover, 8 In. (Stainless Steel)	See Parts
	SKU24194	Mower Deck and Mower Deck Attachments: 42 In. Edge Mulch Deck (42M) <i>Also order AM136646 Lift Assist Spring Kit when used on X300-38, X300-42X, X300-Less deck, X304-42X, X300-42X or with MY2006-MY2009 (Serial 010001-150,000) X300-42M tractors.</i>	700.00
	SKU24193	42 In. Edge Xtra Deck (42X)	600.00
	SKU24195	48 in Edge Xtra Deck with Rotateable Anti-Scalp Wheels (48X)	1,000.00
	BM22550	Anti-Scalp Wheel Extension Kit	57.79
	M154062	Blade (42X, Bagging, Starlock)	See Parts
	M127673	Blade (48C/48X, Mulching)	See Parts
	M145476	Blade (48C/48X, Side Discharge)	See Parts
	M152726	Blade (54C/54X, High Lift)	See Parts
	M145516	Blade (54C/54X, Mulching)	See Parts
	M143520	Blade (54C/54X, Side Discharge)	See Parts
	AM140332	Blade Kit (42M, Mulching Low Lift)	See Parts
	AM140973	Blade Kit (42M, Mulching)	See Parts
	AM141034	Blade Kit (42X, Bagging)	See Parts
	AM141033	Blade Kit (42X, Mulching)	See Parts
	AM141032	Blade Kit (42X, Side Discharge)	See Parts
	BM20505	Front Blowout Baffle for 42 In. Mower (42C/42X)	38.51
	BM19894	Leaf Bagging Kit (48C/48X Mower) <i>Contains Three Bolt-on Deck Lips for Improved Bagging of Leaves.</i>	99.51
	BM20985	Leaf Bagging Kit (54C/54X Mower)	124.11

JOHN DEERE LAWN & GARDEN PRODUCTS
LAWN TRACTORS

Select Series X320 Tractor Less Deck, California Model
Continued

CODE	ATTACHMENT IDENTIFIER	DESCRIPTION	SUGGESTED LIST PRICE USD (\$)
		ATTACHMENTS FOR FIELD CONVERSION Continued...	
	AM130907	Mower Deck Leveling Gauge	See Parts
	BM21816	Mulch Kit (42 In. or 42X)	99.51
	BM20007	Mulch Kit (48C/48X)	157.29
	BM20827	Mulch Kit (54C/54D/54X)	212.93
		Order Zone:	
	LP23117	125 lb. Electric Broadcast Spreader Barrier Shield	In Catalog
	LP3301	125 lb. Select Series Mounted Electric Broadcast Spreader <i>Requires Front Wheel Weights or Front Weight Bracket and 2 weights.</i>	In Catalog
	LP22861	25-gal. Mounted Sprayer <i>Tractors equipped with this sprayer require installation of the mid-mount mower, a front attachment, four front suitcase weights, or two front wheel weights.</i>	In Catalog
	LP40000	40-In. Tractor Shovel	In Catalog
	LP1001	42-In. Tractor Grass Groomer	In Catalog
	LP1002	48-In. / 54-In. Tractor Grass Groomer	In Catalog
	LPJD400	Bucket (5 gallon)	In Catalog
	JD01673	Bucket (6 gallon with lid)	In Catalog
	LPJD301	Bucket Holder (Double)	In Catalog
	LPJD100	Bucket Holder (Single)	In Catalog
	LP33711	Electric Lift Kit <i>For Snow Blower and Front Blade.</i>	In Catalog
	LP33712	Manual Angling Kit (44 in Front Blade X300s)	In Catalog
	LP93617	Riding Mower Deluxe Cover (M)	In Catalog
	LP93917	Riding Mower Standard Cover	In Catalog
		Protection:	
	LP92624	Seat Cover (Deluxe Medium) - Yellow	In Catalog
	LP92324	Seat Cover - Yellow	In Catalog
		Snow Blowers:	
	SKU23045	44 In. Snow Blower (X300's, X500, X520) <i>Rear weights and tire chains are recommended for additional traction. Winter grill cover recommended on air-cooled engines to prevent carburetor icing.</i>	1,555.00
	AM136691	Winter Grill Cover <i>Used on X300s and model X500 (serial 020001-), X530, and MY2011- X534 (serial 060001-).</i>	See Parts

JOHN DEERE LAWN & GARDEN PRODUCTS
LAWN TRACTORS

Select Series X320 Tractor Less Deck, California Model
Continued

CODE	ATTACHMENT IDENTIFIER	DESCRIPTION	SUGGESTED LIST PRICE USD (\$)
ATTACHMENTS FOR FIELD CONVERSION Continued...			
		Weights:	
R66949		Quik-Tatch Weight, 42 Lb. <i>Use up to 2 Weights on the rear of X300 Series Tractors</i>	62.06
BM23621		Weight Bracket, Front (X300/X500 M-T) <i>Allows installation of up to four R66949 Quik-Tatch Weights on front of X300s.</i>	58.86
BM17964		Wheel Weight (Cast Iron, Front, 30 Lb. 8 In.) <i>Requires BM17978 Wheel Weight Mounting Hardware Kit.</i>	101.66
BM17978		Wheel Weight Mounting Hardware (1) for Attaching Front Wheel Weight	10.70
 SERVICE CONTRACTS - RESIDENTIAL OWNERS/USE			
<i>Visit http://www.JohnDeere.com/ServicePlans for more information on John Deere Service Contracts. May not be Available in Parts of the U.S., Not Available in Canada. Price may vary due to driving distance and/or time from machine to dealership location.</i>			
		John Deere Extended Service Plan - 5-Year Option <i>5-year extended service plan. (1- year of extended service protection); 5-years of warranty transportation.</i>	399.99
		John Deere Extended Service Plan - 6-Year Option <i>6-year extended service plan. (2- years of extended service protection); 6-years of warranty transportation.</i>	529.99

JOHN DEERE LAWN & GARDEN PRODUCTS
LAWN TRACTORS

**Current Attachments for Non-Current LT and LTR Lawn Tractors
(LT150, LT160, LT180, LT190 and LTR180)**

CODE	ATTACHMENT IDENTIFIER	DESCRIPTION	SUGGESTED LIST PRICE USD (\$)
ATTACHMENTS FOR FIELD CONVERSION			
		Miscellaneous:	
BM20796		Lift Assist Kit <i>For LT Tractors with Foot Lift and 38 In. or 42 In. Mower Decks.</i>	49.21
		Mower Deck and Mower Deck Attachments:	
SKU20799		38 In. Side Discharge Mower (Not for LT190) <i>See Sales Manual for Belt Guide Requirements</i>	660.00
SKU20744		42 In. Convertible Mower (Not for LT190) <i>See Sales Manual for Belt Guide Requirements</i>	782.00
SKU20802		42 In. Freedom Mulching Mower (Not for LT190) <i>See Sales Manual for Belt Guide Requirements</i>	890.00
BM20686		42 In. Rear Discharge Mulch Plug Attachment (LTR155, LTR166, LTR180)	174.41
BM20635		42M Mower Wash Port Kit <i>For Freedom 42" Mower.</i>	50.29
SKU20801		48 In. Convertible Mower (LT180) <i>See Sales Manual for Belt Guide Requirements.</i>	1,147.00
BM20505		Front Blowout Baffle for 42 In. Mower (42C/42X)	38.51
BM19894		Leaf Bagging Kit (48C/48X Mower) <i>Contains Three Bolt-on Deck Lips for Improved Bagging of Leaves.</i>	99.51
		Seats / Wheels / Tires:	
BM19123		31 Lb. Plastic Rear Wheel Weights <i>Not for LT190</i>	65.27
		Weights:	
R66949		Quik-Tatch Weight, 42 Lb.	62.06
BM21432		Rear Weight Bracket Kit	107.00
BM17964		Wheel Weight (Cast Iron, Front, 30 Lb. 8 In.) <i>Requires BM17978 Mounting Hardware For LT190.</i>	101.66
BM17962		Wheel Weight (Cast Iron, Front, 34 Lb., 5 or 6 in wheel) <i>Requires BM17978 Mounting Hardware. Not for LT190</i>	133.76
BM17978		Wheel Weight Mounting Hardware (1) for Attaching Front Wheel Weight	10.70

JOHN DEERE LAWN & GARDEN PRODUCTS
LAWN TRACTORS

**Current Attachments for Non-Current LX200 Series Lawn Tractors
(LX280, LX280 AWS and LX289)**

CODE	ATTACHMENT IDENTIFIER	DESCRIPTION	SUGGESTED LIST PRICE USD (\$)
ATTACHMENTS FOR FIELD CONVERSION			
		Miscellaneous:	
BM19797		Adapter Kit for LX277 AWS and LX280 AWS <i>For LX280 AWS, Requires BM19797 Adapter Kit</i>	31.03
		Mower Deck and Mower Deck Attachments:	
SKU19943		38 In. Side Discharge Mower	761.00
SKU19671		42 In. Convertible Mower (42C) <i>Not for LX280 AWS.</i>	812.00
BM20635		42M Mower Wash Port Kit <i>For Freedom 42" Mower.</i>	50.29
SKU21354		48 In. Convertible Mower (48C)	1,080.00
SKU21394		54 In. Convertible Mower (54C)	1,320.00
BM20505		Front Blowout Baffle for 42 In. Mower (42C/42X)	38.51
BM19894		Leaf Bagging Kit (48C/48X Mower) <i>Contains Three Bolt-on Deck Lips for Improved Bagging of Leaves.</i>	99.51
		Weights:	
BM19511		Front Weight Bracket/Bumper <i>For GT225, GT235, GT235E, GT245 and GX255 Tractors. French Canada Dealers must order M139913, Warning Decal.</i>	134.81
R66949		Quik-Tatch Weight, 42 Lb.	62.06
BM17296		Rear Weight Mounting Kit (LX Series) <i>For (2) R66949 Weights. Mounting Kit is not Needed for LX280 and LX289 Tractors. LX277 AWS, LX280 AWS also Requires BM19797 Adapter Kit.</i>	81.31
BM17964		Wheel Weight (Cast Iron, Front, 30 Lb. 8 In.) <i>Front Wheel Weight for LX280 and LX289. Requires BM17978 Wheel Weight Mounting Hardware Kit.</i>	101.66
BM17962		Wheel Weight (Cast Iron, Front, 34 Lb., 5 or 6 in wheel) <i>Requires BM17978 Mounting Hardware.</i>	133.76
BM17978		Wheel Weight Mounting Hardware (1) for Attaching Front Wheel Weight	10.70

JOHN DEERE LAWN & GARDEN PRODUCTS
LAWN TRACTORS

**Current Attachments for Non-Current 100 Series Lawn Tractors
(102, 115, 125, 135, 145, 155C and 190C)**

CODE	ATTACHMENT IDENTIFIER	DESCRIPTION	SUGGESTED LIST PRICE USD (\$)
ATTACHMENTS FOR FIELD CONVERSION			
		Material Collection System:	
BM21888		6.5 Bushel Hopper and Chute for 100 Series, 42 In. <i>Front Ballast is Recommended when Bagging, Especially on Hills or Inclines.</i>	349.00
		Miscellaneous:	
BG20020		46 In. Snow Blade <i>Requires Rear Ballast and Tire Chains.</i>	323.14
BG20260		Sun Canopy	99.00
		Mower Deck and Mower Deck Attachments:	
BG20471		42 In. Complete Mower Deck <i>Note: This bundle is not orderable in Canada. Please order through Parts.</i>	642.00
BG20439		48 In. Complete Mower Deck <i>This bundle is not orderable in Canada. Please order through Parts.</i>	930.90
BG20477		54 In. Complete Mower Deck <i>This bundle is not orderable in Canada. Please order through Parts.</i>	1,155.60
BG20304		54 In. Mulch Kit <i>Fits G110, 190C.</i>	222.56
BM21816		Mulch Kit (42 In. or 42X) <i>Used in place of GY00115 Cover as High Performance Mulching Option.</i>	99.51
		Weights:	
R66949		Quik-Tatch Weight, 42 Lb. <i>Two Required.</i>	62.06
BG20029		Quik-Tatch Weight, 42 Lb. (Boxed) <i>Two Required.</i>	63.13
BM17962		Wheel Weight (Cast Iron, Front, 34 Lb., 5 or 6 in wheel) <i>Requires BM17978 Mounting Hardware.</i>	133.76
BM17978		Wheel Weight Mounting Hardware (1) for Attaching Front Wheel Weight	10.70

JOHN DEERE LAWN & GARDEN PRODUCTS

GARDEN TRACTORS

Select Series X500 Multi-Terrain Tractor with 48X Edge Xtra Deck Equipment for Base Machine

POWER SYSTEM
Exclusive Air Intake System
V-Twin Engine
Overhead Valves
Hemispheric Cylinder Head
V-Valve Technology
Cast Iron Cylinder Liners
Full Pressure Lubrication with Replaceable Oil Filter
24 HP
48 IN. EDGE XTRA CUTTING SYSTEM
Three .79 In. Greaseable Spindles
Two Front and Two Rear 2.6 In. Wide Rotateable Anti-Scalp Wheels
No Tools Anti-Scalp Wheel Cut Height Adjustment
Two, 2.9 In Wide Front Anti-Scalp Rollers
4 Point Mounting
Adjustable Down Stop
.25 In. Cut Height Increments
1 to 4 In. Cutting Heights
On Board Leveling Gauge
Exact Adjust Leveling Ports
27 In. Uncut Circle Radius
TIRES
16x6.5-8 Front Turf Tires
24x12-12 Rear Turf Tires
STEERING
2 Wheel Low Effort Steering

System
22 In. Turning Radius
Cast Iron Front Axle with Replaceable Metal Bushings
.75 In. Front Spindles
AUTOMATIC (HYDROSTATIC) TRANSMISSION
Twin Touch Foot control
Tuff-Torque K72 Transaxle
Internal Wet Disk Brakes
Tow valve
Traction Assist
7.2 mph (11.6 km/h) Forward, 4 mph (6.4 km/h) Reverse Travel Speed
Cruise Control
OPERATOR STATION
14 In. steering wheel
15 In. Open Back Seat with Access Grasp, 7 In. Fore-Aft Adjustment and Adjustable Suspension
Cup holder
Two Fender Handles
12 Volt Outlet
ELECTRICAL SYSTEM
500 CCA Battery
15 Amp Regulated Charging System
Four-Position Key Switch with Headlight Switch
Hour Meter
Oil Pressure Indicator

Mower/PTO Light
Seat/PTO Interlock Switches
Reverse Implement Option
Electronic Dash Mounted Fuel Gauge
MISCELLANEOUS
4.4 US Gallon Fuel Tank Capacity
Welded C-Channel Frame
Rear Hitch Accepts 4 Quik-Tatch Weights
Electric Mower/Implement PTO Drive Clutch
Foot Pedal Deck and Implement Lift System
Adjustable Lift Assist Spring
Heavy Duty Cargo Mount System
*Engine HP is Provided by the Engine Manufacturer to be Used for Comparison Purposes Only, Actual Operating HP will be Less. Refer to the Engine Manufacturer's Web Site for Additional Information

CODE	ATTACHMENT IDENTIFIER	DESCRIPTION	SUGGESTED LIST PRICE USD (\$)
------	-----------------------	-------------	-------------------------------

Select One Code From Each Required Category

Select Series X500 Multi-Terrain Tractor with 48X Edge Xtra Deck

F.O.B. Jamesville, WI

4809M	Select Series X500 Multi-Terrain Tractor with 48X Edge Xtra Deck	5,899.00
-------	--	----------

DESTINATION

0202	United States and Canada	In Base Price
0230	Australia and New Zealand	Same Price
0195	Mexico	Same Price
0250	Other	Same Price

ATTACHMENTS FOR FIELD CONVERSION

	Blades:		
SKU23048		48 in Front Blade (X500 M-T) <i>Rear Weights and Tire Chains are Recommended for Additional Traction.</i>	765.00
BM23448		Manual Angling Kit (48 in Blade X500 M-T)	257.87

JOHN DEERE LAWN & GARDEN PRODUCTS
GARDEN TRACTORS

Select Series X500 Multi-Terrain Tractor with 48X Edge Xtra Deck
Continued

CODE	ATTACHMENT IDENTIFIER	DESCRIPTION	SUGGESTED LIST PRICE USD (\$)
		ATTACHMENTS FOR FIELD CONVERSION Continued...	
	AM31436	Rubber Blade Squeegee Kit 48 In. and 54 In. Blade	See Parts
		Carts / Hitches:	
	PM05101	Ball Mount - 1.875 in. (48mm)	See Parts
		Engine:	
	AM135845	Spark Arrester Muffler Screen (X300s, X500 M-Ts)	See Parts
		FRONT MOUNTED THATCHERS:	
	TY13056	38 In. Front Thatcher (Center) <i>Requires Mounting Frame.</i>	216.14
	TY13036	8 In. Front Thatcher (Extension)	53.50
	BM24000	Thatcher Mounting Frame (X300, X500 M-T)	203.30
		Material Collection System Hoppers:	
	BM21680	14 Bushel Hopper Assembly <i>Requires Appropriate Rear Bagger Chute Front. Ballast Recommended, Especially on Hills or Inclines.</i>	934.11
	BM21679	7 Bushel Hopper Assembly <i>Requires Appropriate Rear Bagger Chute Front. Ballast Recommended, Especially on Hills or Inclines.</i>	433.36
	AM135486	Loose knit bags for 7 bu. Hopper	See Parts
		Material Collection System Power Flow Blowers:	
	BM22696	48C/48X High-Performance Blower Assembly for Mowers with Rotateable Anti-Scalp Wheels (X300/X500 M-T/X700)	541.41
	BM22144	48X HP Power Flow Blower Assembly for 48X Mower with Non-Rotateable Anti-Scalp Wheels (X300/X500 M-T) <i>For use with MY2007 X320 (Serial 040001-085000), X324 (Serial 040001-085000), and the Model X500 M-T Tractor (Serial 020001-030000). Also for use with non-current SKU22194 (48X with Non-Rotateable Anti-Scalp Wheels) Cartoned Deck.</i>	541.41
		Material Collection System Power Flow/Rear Bagger Chutes:	
	BM21682	Power Flow Chute (14 bu)	141.24
	BM21681	Power Flow Chute (7 bu.) <i>For 48C, 48X, 54C or 54X Series Blowers.</i>	114.49
	BM20855	Power Flow Chute (MC519/C or X Series Blowers)	85.60
		Miscellaneous:	
	BM17981	12 Volt Work Light Kit	51.36
	TY25866	Battery Charger and Maintainer	See Parts
	BM23057	Brush Guard (X300, X500 M-T)	124.11
	BM23056	Bumper (X300s, X500, X530, X534)	62.06
	TY25341	Debris bag	See Parts

JOHN DEERE LAWN & GARDEN PRODUCTS
GARDEN TRACTORS

Select Series X500 Multi-Terrain Tractor with 48X Edge Xtra Deck

Continued

CODE	ATTACHMENT IDENTIFIER	DESCRIPTION	SUGGESTED LIST PRICE USD (\$)
		ATTACHMENTS FOR FIELD CONVERSION Continued...	
	M88984	Drift Blade	See Parts
	TY27534	Fuel Protect for Gasoline Engines (8 oz.)	See Parts
	AM119321	Heavy Duty Skid Shoe (1) <i>For Front Blade. Two required.</i>	See Parts
	LG249	Home Maintenance Kit <i>Fits 2010 and earlier models only (Serial -060000).</i>	See Parts
	LG265	Home Maintenance Kit <i>For use with MY2011- (Serial 060001-).</i>	See Parts
	AM136046	Seat Net Kit	See Parts
	AM122263	Skid Shoe, Heavy Duty Left Hand (1) <i>For Snow Blower.</i>	See Parts
	AM122264	Skid Shoe, Heavy Duty Right Hand (1) <i>For Snow Blower.</i>	See Parts
	M157831	Skid shoe, Plastic (1) <i>For 44-, 47-, and 54-in. Snow Blowers. Two required.</i>	See Parts
	M115237	Spacer	See Parts
	BM23054	Sun Shade (X300/X500 M-T)	161.57
	AM141156	Wheel Cover, 12 in. (Stainless Steel)	See Parts
	AM141154	Wheel Cover, 8 In. (Stainless Steel)	See Parts
		Mower Deck and Mower Deck Attachments:	
	SKU24195	48 in Edge Xtra Deck with Rotateable Anti-Scalp Wheels (48X)	1,000.00
	M127673	Blade (48C/48X, Mulching)	See Parts
	M145476	Blade (48C/48X, Side Discharge)	See Parts
	BM19894	Leaf Bagging Kit (48C/48X Mower) <i>Contains Three Bolt-on Deck Lips for Improved Bagging of Leaves.</i>	99.51
	AM130907	Mower Deck Leveling Gauge	See Parts
	BM20007	Mulch Kit (48C/48X)	157.29
		Order Zone:	
	LP3301	125 lb. Select Series Mounted Electric Broadcast Spreader	In Catalog
	LP22861	25-gal. Mounted Sprayer <i>Tractors equipped with this sprayer require installation of the mid-mount mower, a front attachment, four front suitcase weights, or two front wheel weights.</i>	In Catalog
	LP40000	40-In. Tractor Shovel	In Catalog
	LP1002	48-In. / 54-In. Tractor Grass Groomer	In Catalog

JOHN DEERE LAWN & GARDEN PRODUCTS
GARDEN TRACTORS

Select Series X500 Multi-Terrain Tractor with 48X Edge Xtra Deck
Continued

CODE	ATTACHMENT IDENTIFIER	DESCRIPTION	SUGGESTED LIST PRICE USD (\$)
		ATTACHMENTS FOR FIELD CONVERSION Continued...	
	LPJD400	Bucket (5 gallon)	In Catalog
	JD01673	Bucket (6 gallon with lid)	In Catalog
	LPJD301	Bucket Holder (Double)	In Catalog
	LPJD100	Bucket Holder (Single)	In Catalog
	LP33711	Electric Lift Kit <i>For Snow Blower and Front Blade.</i>	In Catalog
	LP31357	Integral Hitch, Mechanical	In Catalog
	LP22834	MC542 Material Collection System <i>Requires 17P Utility Cart, Appropriate Mower Deck Boot Kit, Rear Ballast Recommended, Especially on Hills or Inclines.</i>	In Catalog
	LP23080	MC542 Mower Deck Boot Kit (48X)	In Catalog
	LP93647	Protective Cover (Large Deluxe)	In Catalog
	LP93917	Riding Mower Standard Cover	In Catalog
	LP92624	Protection: Seat Cover (Deluxe Medium) - Yellow	In Catalog
	LP92324	Seat Cover - Yellow	In Catalog
	TY24328	Seats / Wheels / Tires: Tire Chains (Pair) for 24x12.00-12 In. Drive Tires	See Parts
	SKU23045	Snow Blowers: 44 In. Snow Blower (X300's, X500, X520) <i>Rear weights and tire chains are recommended for additional traction. Winter grill cover recommended on air-cooled engines to prevent carburetor icing.</i>	1,555.00
	AM136645	Lift Assist Spring	See Parts
	AM136691	Winter Grill Cover <i>Used on X300s, MY2007- Model X500 (serial 020001-), X530, and MY2011- X534 (serial 060001-).</i>	See Parts
	AM136692	Winter Grill Cover <i>Used on MY2006 Model X500 (Serial -020000), X520, and MY2006-2010 X534 (serial 010001-060000).</i>	See Parts
	SKU23030	Tillers: 30 in Mechanical Tiller (X500, X520, X530, X540) <i>See Sales Manual for Ballast Requirements.</i>	1,689.00
	BM17972	Weights: 50 Lb. Cast Iron Wheel Weight (1)	128.40
	BM17976	50 Lb. Wheel Weight, Rear Plastic (1) with Mounting Hardware	66.34
	BM17977	Mounting Hardware (1) for Attaching Two 50 lb. Weights to 23 In., 24 In. or 26 In. Tires	20.33

JOHN DEERE LAWN & GARDEN PRODUCTS
GARDEN TRACTORS

Select Series X500 Multi-Terrain Tractor with 48X Edge Xtra Deck
Continued

CODE	ATTACHMENT IDENTIFIER	DESCRIPTION	SUGGESTED LIST PRICE USD (\$)
		ATTACHMENTS FOR FIELD CONVERSION Continued...	
	R66949	Quik-Tatch Weight, 42 Lb.	62.06
	BM23621	Weight Bracket, Front (X300/X500 M-T) <i>Allows installation of R66949 Quik-Tatch Weights. Used on X300s, MY2007- Model X500 (serial 020001-), X530, and MY2011- X534 (serial 060001-).</i>	58.86
	BM17964	Wheel Weight (Cast Iron, Front, 30 Lb. 8 In.) <i>For Use on Steered Wheel.</i>	101.66
	BM17978	Wheel Weight Mounting Hardware (1) for Attaching Front Wheel Weight	10.70
		Wheels and Tires Rear:	
	BM18434	23x10.50-12 In. 4 PR Bar Tires (Rear Pair)	339.19
	BM21977	24X12.00-12 In. 2PR HDAP Tires (Rear Pair)	371.29
	BM21516	24X12.00-12 In. Turf Tires 2PR (Rear)	339.19

SERVICE CONTRACTS - RESIDENTIAL OWNERS/USE

Visit <http://www.JohnDeere.com/ServicePlans> for more information on John Deere Service Contracts. May not be Available in Parts of the U.S., Not Available in Canada. Price may vary due to driving distance and/or time from machine to dealership location.

John Deere Extended Service Plan - 5-Year Option <i>5-year extended service plan. (1- year of extended service protection); 5-years of warranty transportation.</i>	499.99
--	--------

John Deere Extended Service Plan - 6-Year Option <i>6-year extended service plan. (2- years of extended service protection); 6-years of warranty transportation.</i>	629.99
---	--------

JOHN DEERE LAWN & GARDEN PRODUCTS

GARDEN TRACTORS

Select Series X500 Multi-Terrain Tractor with 54X Edge Xtra Deck Equipment for Base Machine

POWER SYSTEM
Exclusive Air Intake System
V-Twin Engine
Overhead Valves
Hemispheric Cylinder Head
V-Valve Technology
Cast Iron Cylinder Liners
Full Pressure Lubrication with Replaceable Oil Filter
24 HP
54 IN. EDGE XTRA CUTTING SYSTEM
Three .79 In. Greaseable Spindles
Two Front and Two Rear 2.6 In. Wide Rotateable Anti-Scalp Wheels
No Tools Anti-Scalp Wheel Cut Height Adjustment
Two, 2.9 In Wide Front Anti-Scalp Rollers
4 Point Mounting
Adjustable Down Stop
.25 In. Cut Height Increments
1 to 4 In. Cutting Heights
On Board Leveling Gauge
Exact Adjust Leveling Ports
24 In. Uncut Circle Radius
TIRES
16x6.5-8 Front Turf Tires
24x12-12 Rear Turf Tires
STEERING
2 Wheel Low Effort Steering

System
22 In. Turning Radius
Cast Iron Front Axle with Replaceable Metal Bushings
.75 In. Front Spindles
AUTOMATIC (HYDROSTATIC) TRANSMISSION
Twin Touch Foot control
Tuff-Torque K72 Transaxle
Internal Wet Disk Brakes
Tow valve
Traction Assist
7.2 mph (11.6 km/h) Forward, 4 mph (6.4 km/h) Reverse Travel Speed
Cruise Control
OPERATOR STATION
14 In. steering wheel
15 In. Open Back Seat with Access Grasp, 7 In. Fore-Aft Adjustment and Adjustable Suspension
Cup holder
Two Fender Handles
12 Volt Outlet
ELECTRICAL SYSTEM
500 CCA Battery
15 Amp Regulated Charging System
Four-Position Key Switch with Headlight Switch
Hour Meter
Oil Pressure Indicator

Mower/PTO Light
Seat/PTO Interlock Switches
Reverse Implement Option
Electronic Dash Mounted Fuel Gauge
MISCELLANEOUS
4.4 US Gallon Fuel Tank Capacity
Welded C-Channel Frame
Rear Hitch Accepts 4 Quik-Tatch Weights
Electric Mower/Implement PTO Drive Clutch
Foot Pedal Deck and Implement Lift System
Adjustable Lift Assist Spring
Heavy Duty Cargo Mount System
*Engine HP is Provided by the Engine Manufacturer to be Used for Comparison Purposes Only, Actual Operating HP will be Less. Refer to the Engine Manufacturer's Web Site for Additional Information.

CODE	ATTACHMENT IDENTIFIER	DESCRIPTION	SUGGESTED LIST PRICE USD (\$)
------	-----------------------	-------------	-------------------------------

Select One Code From Each Required Category

Select Series X500 Multi-Terrain Tractor with 54X Edge Xtra Deck

F.O.B. Jamesville, WI

480AM	Select Series X500 Multi-Terrain Tractor with 54X Edge Xtra Deck	6,199.00
-------	--	----------

DESTINATION

0202	United States and Canada	In Base Price
0230	Australia and New Zealand	Same Price
0195	Mexico	Same Price
0250	Other	Same Price

ATTACHMENTS FOR FIELD CONVERSION

	Blades: 48 in Front Blade (X500 M-T) <i>Rear Weights and Tire Chains are Recommended for Additional Traction.</i>	765.00
BM23448	Manual Angling Kit (48 in Blade X500 M-T)	257.87

JOHN DEERE LAWN & GARDEN PRODUCTS

GARDEN TRACTORS

Select Series X500 Multi-Terrain Tractor with 54X Edge Xtra Deck

Continued

CODE	ATTACHMENT IDENTIFIER	DESCRIPTION	SUGGESTED LIST PRICE USD (\$)
		ATTACHMENTS FOR FIELD CONVERSION Continued...	
	AM31436	Rubber Blade Squeegee Kit 48 In. and 54 In. Blade	See Parts
		Carts / Hitches:	
	PM05101	Ball Mount - 1.875 in. (48mm)	See Parts
		Engine:	
	AM135845	Spark Arrester Muffler Screen (X300s, X500 M-Ts)	See Parts
		FRONT MOUNTED THATCHERS:	
	TY13056	38 In. Front Thatcher (Center) <i>Requires Mounting Frame.</i>	216.14
	TY13036	8 In. Front Thatcher (Extension)	53.50
	BM24000	Thatcher Mounting Frame (X300, X500 M-T)	203.30
		Material Collection System Hoppers:	
	BM21680	14 Bushel Hopper Assembly <i>Requires Appropriate Rear Bagger Chute Front. Ballast Recommended, Especially on Hills or Inclines.</i>	934.11
	BM21679	7 Bushel Hopper Assembly <i>Requires Appropriate Rear Bagger Chute Front. Ballast Recommended, Especially on Hills or Inclines.</i>	433.36
	AM135486	Loose knit bags for 7 bu. Hopper	See Parts
		Material Collection System Power Flow Blowers:	
	BM22696	48C/48X High-Performance Blower Assembly for Mowers with Rotateable Anti-Scalp Wheels (X300/X500 M-T/X700)	541.41
	BM22697	54C/54X/54D High-Performance Blower Assembly (X300/X500 M-T/X700, 1023E, 1025R, 1026R, 2305, 2025R, 2320, 2210 and 4115)	541.41
		Material Collection System Power Flow/Rear Bagger Chutes:	
	BM21682	Power Flow Chute (14 bu)	141.24
	BM21681	Power Flow Chute (7 bu.) <i>For 48C, 48X, 54C or 54X Series Blowers.</i>	114.49
	BM20855	Power Flow Chute (MC519/C or X Series Blowers)	85.60
		Miscellaneous:	
	BM17981	12 Volt Work Light Kit	51.36
	TY25866	Battery Charger and Maintainer	See Parts
	BM23057	Brush Guard (X300, X500 M-T)	124.11
	BM23056	Bumper (X300s, X500, X530, X534)	62.06
	TY25341	Debris bag	See Parts
	M88984	Drift Blade	See Parts
	TY27534	Fuel Protect for Gasoline Engines (8 oz.)	See Parts

JOHN DEERE LAWN & GARDEN PRODUCTS
GARDEN TRACTORS

Select Series X500 Multi-Terrain Tractor with 54X Edge Xtra Deck
Continued

CODE	ATTACHMENT IDENTIFIER	DESCRIPTION	SUGGESTED LIST PRICE USD (\$)
		ATTACHMENTS FOR FIELD CONVERSION Continued...	
	AM119321	Heavy Duty Skid Shoe (1) <i>For Front Blade. Two required.</i>	See Parts
	LG249	Home Maintenance Kit <i>Fits 2010 and earlier models only (Serial -060000).</i>	See Parts
	LG265	Home Maintenance Kit <i>For use with MY2011- (Serial 060001-).</i>	See Parts
	AM136046	Seat Net Kit	See Parts
	AM122263	Skid Shoe, Heavy Duty Left Hand (1) <i>For Snow Blower.</i>	See Parts
	AM122264	Skid Shoe, Heavy Duty Right Hand (1) <i>For Snow Blower.</i>	See Parts
	M157831	Skid shoe, Plastic (1) <i>For 44-, 47-, and 54-in. Snow Blowers. Two required.</i>	See Parts
	M115237	Spacer	See Parts
	BM23054	Sun Shade (X300/X500 M-T)	161.57
	AM141156	Wheel Cover, 12 in. (Stainless Steel)	See Parts
	AM141154	Wheel Cover, 8 In. (Stainless Steel)	See Parts
		Mower Deck and Mower Deck Attachments:	
	SKU21897	54 in Edge Xtra Deck (54X)	1,300.00
	M152726	Blade (54C/54X, High Lift)	See Parts
	M145516	Blade (54C/54X, Mulching)	See Parts
	M143520	Blade (54C/54X, Side Discharge)	See Parts
	BM20985	Leaf Bagging Kit (54C/54X Mower) <i>Contains Three Bolt-on Deck Lips for Improved Bagging of Leaves.</i>	124.11
	AM130907	Mower Deck Leveling Gauge	See Parts
	BM20827	Mulch Kit (54C/54D/54X)	212.93
		Order Zone:	
	LP3301	125 lb. Select Series Mounted Electric Broadcast Spreader	In Catalog
	LP22861	25-gal. Mounted Sprayer <i>Tractors equipped with this sprayer require installation of the mid-mount mower, a front attachment, four front suitcase weights, or two front wheel weights.</i>	In Catalog
	LP40000	40-In. Tractor Shovel	In Catalog
	LP1002	48-In. / 54-In. Tractor Grass Groomer	In Catalog
	LPJD400	Bucket (5 gallon)	In Catalog

JOHN DEERE LAWN & GARDEN PRODUCTS
GARDEN TRACTORS

Select Series X500 Multi-Terrain Tractor with 54X Edge Xtra Deck

Continued

CODE	ATTACHMENT IDENTIFIER	DESCRIPTION	SUGGESTED LIST PRICE USD (\$)
		ATTACHMENTS FOR FIELD CONVERSION Continued...	
	JD01673	Bucket (6 gallon with lid)	In Catalog
	LPJD301	Bucket Holder (Double)	In Catalog
	LPJD100	Bucket Holder (Single)	In Catalog
	LP33711	Electric Lift Kit <i>For Snow Blower and Front Blade.</i>	In Catalog
	LP31357	Integral Hitch, Mechanical	In Catalog
	LP22834	MC542 Material Collection System <i>Requires 17P Utility Cart, Appropriate Mower Deck Boot Kit, Rear Ballast Recommended, Especially on Hills or Inclines.</i>	In Catalog
	LP23081	MC542 Mower Deck Boot Kit (54X)	In Catalog
	LP93647	Protective Cover (Large Deluxe)	In Catalog
	LP93917	Riding Mower Standard Cover	In Catalog
		Protection:	
	LP92624	Seat Cover (Deluxe Medium) - Yellow	In Catalog
	LP92324	Seat Cover - Yellow	In Catalog
		Seats / Wheels / Tires:	
	TY24328	Tire Chains (Pair) for 24x12.00-12 In. Drive Tires	See Parts
		Snow Blowers:	
	SKU23045	44 In. Snow Blower (X300's, X500, X520) <i>Rear weights and tire chains are recommended for additional traction. Winter grill cover recommended on air-cooled engines to prevent carburetor icing.</i>	1,555.00
	AM136645	Lift Assist Spring	See Parts
	AM136691	Winter Grill Cover <i>Used on X300s, MY2007- Model X500 (serial 020001-), X530, and MY2011- X534 (serial 060001-).</i>	See Parts
	AM136692	Winter Grill Cover <i>Used on MY2006 Model X500 (Serial -020000), X520, and MY2006-2010 X534 (serial 010001-060000).</i>	See Parts
		Tillers:	
	SKU23030	30 in Mechanical Tiller (X500, X520, X530, X540) <i>See Sales Manual for Ballast Requirements.</i>	1,689.00
		Weights:	
	BM17972	50 Lb. Cast Iron Wheel Weight (1)	128.40
	BM17976	50 Lb. Wheel Weight, Rear Plastic (1) with Mounting Hardware	66.34
	BM17977	Mounting Hardware (1) for Attaching Two 50 lb. Weights to 23 In., 24 In. or 26 In. Tires	20.33
	R66949	Quik-Tatch Weight, 42 Lb.	62.06

JOHN DEERE LAWN & GARDEN PRODUCTS
GARDEN TRACTORS

Select Series X500 Multi-Terrain Tractor with 54X Edge Xtra Deck
Continued

CODE	ATTACHMENT IDENTIFIER	DESCRIPTION	SUGGESTED LIST PRICE USD (\$)
		ATTACHMENTS FOR FIELD CONVERSION Continued...	
	BM23621	Weight Bracket, Front (X300/X500 M-T) <i>Allows installation of R66949 Quik-Tatch Weights. Used on X300s, MY2007- Model X500 (serial 020001-), X530, and MY2011- X534 (serial 060001-).</i>	58.86
	BM17964	Wheel Weight (Cast Iron, Front, 30 Lb. 8 In.) <i>For Use on Steered Wheel.</i>	101.66
	BM17978	Wheel Weight Mounting Hardware (1) for Attaching Front Wheel Weight	10.70
		Wheels and Tires Rear:	
	BM18434	23x10.50-12 In. 4 PR Bar Tires (Rear Pair)	339.19
	BM21977	24X12.00-12 In. 2PR HDAP Tires (Rear Pair)	371.29
	BM21516	24X12.00-12 In. Turf Tires 2PR (Rear)	339.19

SERVICE CONTRACTS - RESIDENTIAL OWNERS/USE

Visit <http://www.JohnDeere.com/ServicePlans> for more information on John Deere Service Contracts. May not be Available in Parts of the U.S., Not Available in Canada. Price may vary due to driving distance and/or time from machine to dealership location.

John Deere Extended Service Plan - 5-Year Option
*5-year extended service plan. (1- year of extended service protection);
5-years of warranty transportation.*

499.99

John Deere Extended Service Plan - 6-Year Option
*6-year extended service plan. (2- years of extended service protection);
6-years of warranty transportation.*

629.99

JOHN DEERE LAWN & GARDEN PRODUCTS

GARDEN TRACTORS

Select Series X530 Multi-Terrain Tractor with 54X Edge Xtra Deck Equipment for Base Machine

POWER SYSTEM
Exclusive Air Intake System
V-Twin Engine
Overhead Valves
Hemispheric Cylinder Head
V-Valve Technology
Cast Iron Cylinder Liners
Full Pressure Lubrication with Replaceable Oil Filter
24 HP
54 IN. EDGE XTRA CUTTING SYSTEM
Three .79 In. Greaseable Spindles
Two Front and Two Rear 2.6 In. Wide Rotateable Anti-Scalp Wheels
No Tools Anti-Scalp Wheel Cut Height Adjustment
Two, 2.9 In Wide Front Anit-Scalp Rollers
4 Point Mounting
Adjustable Down Stop
.25 In. Cut Height Increments
1 to 4 In. Cutting Heights
On Board Leveling Gauge
Exact Adjust Leveling Ports
24 In. Uncut Circle Radius
TIRES
16x6.5-8 Front Turf Tires
24x12-12 Rear HDAP Tires
STEERING
2 Wheel Low Effort Steering

System
Hydraulic Power Steering
22 In. Turning Radius
Cast Iron Front Axle with Replaceable Metal Bushings
1 In. Front Spindles
AUTOMATIC (HYDROSTATIC)
TRANSMISSION
Twin Touch Foot control
Tuff-Torque K72 Transaxle
Internal Wet Disk Brakes
Tow valve
Traction Assist
7.2 mph (11.6 km/h) Forward, 4 mph (6.4 km/h) Reverse Travel Speed
Cruise Control
OPERATOR STATION
14 In. steering wheel
15 In. Open Back Seat with Access Grasp, 7 In. Fore-Aft Adjustment and Adjustable Suspension
Cup holder
Two Fender Handles
12 Volt Outlet
ELECTRICAL SYSTEM
500 CCA Battery
15 Amp Regulated Charging System
Four-Position Key Switch with Headlight Switch
Hour Meter

Oil Pressure Indicator
Mower/PTO Light
Seat/PTO Interlock Switches
Reverse Implement Option
Electronic Dash Mounted Fuel Gauge
MISCELLANEOUS
4.4 US Gallon Fuel Tank Capacity
Welded C-Channel Frame
Rear Hitch Accepts 4 Quik-Tatch Weights
Electric Mower/Implement PTO Drive Clutch
Hydraulic Power Deck and Implement Lift System
Heavy Duty Cargo Mount System
*Engine HP is Provided by the Engine Manufacturer to be Used for Comparison Purposes Only, Actual Operating HP will be Less. Refer to the Engine Manufacturer's Web Site for Additional Information.

CODE	ATTACHMENT IDENTIFIER	DESCRIPTION	SUGGESTED LIST PRICE USD (\$)
------	-----------------------	-------------	-------------------------------

Select One Code From Each Required Category

Select Series X530 Multi-Terrain Tractor with 54X Edge Xtra Deck

F.O.B. Jamesville, WI

4842M	Select Series X530 Multi-Terrain Tractor with 54X Edge Xtra Deck	6,999.00
-------	--	----------

DESTINATION

0202	United States and Canada	In Base Price
0230	Australia and New Zealand	Same Price
0195	Mexico	Same Price
0250	Other	Same Price

ATTACHMENTS FOR FIELD CONVERSION

SKU23048	Blades: 48 in Front Blade (X500 M-T) <i>Rear Weights and Tire Chains are Recommended for Additional Traction.</i>	765.00
	BM23448 Manual Angling Kit (48 in Blade X500 M-T)	257.87

JOHN DEERE LAWN & GARDEN PRODUCTS
GARDEN TRACTORS

Select Series X530 Multi-Terrain Tractor with 54X Edge Xtra Deck
Continued

CODE	ATTACHMENT IDENTIFIER	DESCRIPTION	SUGGESTED LIST PRICE USD (\$)
		ATTACHMENTS FOR FIELD CONVERSION Continued...	
	AM31436	Rubber Blade Squeegee Kit 48 In. and 54 In. Blade	See Parts
		Carts / Hitches:	
	PM05101	Ball Mount - 1.875 in. (48mm)	See Parts
		Engine:	
	AM135845	Spark Arrester Muffler Screen (X300s, X500 M-Ts)	See Parts
		FRONT MOUNTED THATCHERS:	
	TY13056	38 In. Front Thatcher (Center) <i>Requires Mounting Frame.</i>	216.14
	TY13036	8 In. Front Thatcher (Extension)	53.50
	BM24000	Thatcher Mounting Frame (X300, X500 M-T)	203.30
		Material Collection System Hoppers:	
	BM21680	14 Bushel Hopper Assembly <i>Requires Appropriate Rear Bagger Chute Front. Ballast Recommended, Especially on Hills or Inclines.</i>	934.11
	BM21679	7 Bushel Hopper Assembly <i>Requires Appropriate Rear Bagger Chute Front. Ballast Recommended, Especially on Hills or Inclines.</i>	433.36
	AM135486	Loose knit bags for 7 bu. Hopper	See Parts
		Material Collection System Power Flow Blowers:	
	BM22696	48C/48X High-Performance Blower Assembly for Mowers with Rotateable Anti-Scalp Wheels (X300/X500 M-T/X700)	541.41
	BM22697	54C/54X/54D High-Performance Blower Assembly (X300/X500 M-T/X700, 1023E, 1025R, 1026R, 2305, 2025R, 2320, 2210 and 4115)	541.41
		Material Collection System Power Flow/Rear Bagger Chutes:	
	BM21682	Power Flow Chute (14 bu)	141.24
	BM21681	Power Flow Chute (7 bu.) <i>For 48C, 48X, 54C or 54X Series Blowers.</i>	114.49
	BM20855	Power Flow Chute (MC519/C or X Series Blowers)	85.60
		Miscellaneous:	
	BM17981	12 Volt Work Light Kit	51.36
	BM19406	Adjustable Skid Shoes <i>For 42 In. Hydraulic Tiller</i>	220.41
	TY25866	Battery Charger and Maintainer	See Parts
	BM23057	Brush Guard (X300, X500 M-T)	124.11
	BM23056	Bumper (X300s, X500, X530, X534)	62.06
	TY25341	Debris bag	See Parts
	M88984	Drift Blade	See Parts

JOHN DEERE LAWN & GARDEN PRODUCTS
GARDEN TRACTORS

Select Series X530 Multi-Terrain Tractor with 54X Edge Xtra Deck

Continued

CODE	ATTACHMENT IDENTIFIER	DESCRIPTION	SUGGESTED LIST PRICE USD (\$)
		ATTACHMENTS FOR FIELD CONVERSION Continued...	
	TY27534	Fuel Protect for Gasoline Engines (8 oz.)	See Parts
	AM119321	Heavy Duty Skid Shoe (1) <i>For Front Blade. Two required.</i>	See Parts
	LG249	Home Maintenance Kit <i>Fits 2010 and earlier models only (Serial -060000).</i>	See Parts
	LG265	Home Maintenance Kit <i>For use with MY2011- (Serial 060001-).</i>	See Parts
	AM136046	Seat Net Kit	See Parts
	AM122263	Skid Shoe, Heavy Duty Left Hand (1) <i>For Snow Blower.</i>	See Parts
	AM122264	Skid Shoe, Heavy Duty Right Hand (1) <i>For Snow Blower.</i>	See Parts
	M157831	Skid shoe, Plastic (1) <i>For 44-, 47-, and 54-in. Snow Blowers. Two required.</i>	See Parts
	M115237	Spacer	See Parts
	BM23054	Sun Shade (X300/X500 M-T)	161.57
	AM141156	Wheel Cover, 12 in. (Stainless Steel)	See Parts
	AM141154	Wheel Cover, 8 In. (Stainless Steel)	See Parts
		Mower Deck and Mower Deck Attachments:	
	SKU21897	54 in Edge Xtra Deck (54X)	1,300.00
	M152726	Blade (54C/54X, High Lift)	See Parts
	M145516	Blade (54C/54X, Mulching)	See Parts
	M143520	Blade (54C/54X, Side Discharge)	See Parts
	BM20985	Leaf Bagging Kit (54C/54X Mower) <i>Contains Three Bolt-on Deck Lips for Improved Bagging of Leaves.</i>	124.11
	AM130907	Mower Deck Leveling Gauge	See Parts
	BM20827	Mulch Kit (54C/54D/54X)	212.93
		Order Zone:	
	LP3301	125 lb. Select Series Mounted Electric Broadcast Spreader	In Catalog
	LP22861	25-gal. Mounted Sprayer <i>Tractors equipped with this sprayer require installation of the mid-mount mower, a front attachment, four front suitcase weights, or two front wheel weights.</i>	In Catalog
	LP40000	40-In. Tractor Shovel	In Catalog
	LP1002	48-In. / 54-In. Tractor Grass Groomer	In Catalog

JOHN DEERE LAWN & GARDEN PRODUCTS

GARDEN TRACTORS

Select Series X530 Multi-Terrain Tractor with 54X Edge Xtra Deck

Continued

CODE	ATTACHMENT IDENTIFIER	DESCRIPTION	SUGGESTED LIST PRICE USD (\$)
		ATTACHMENTS FOR FIELD CONVERSION Continued...	
	LPJD400	Bucket (5 gallon)	In Catalog
	JD01673	Bucket (6 gallon with lid)	In Catalog
	LPJD301	Bucket Holder (Double)	In Catalog
	LPJD100	Bucket Holder (Single)	In Catalog
	LP31357	Integral Hitch, Mechanical	In Catalog
	LP22835	Integral Hitch, Power	In Catalog
	LP22834	MC542 Material Collection System <i>Requires 17P Utility Cart, Appropriate Mower Deck Boot Kit, Rear Ballast Recommended, Especially on Hills or Inclines.</i>	In Catalog
	LP23081	MC542 Mower Deck Boot Kit (54X)	In Catalog
	LP93647	Protective Cover (Large Deluxe)	In Catalog
	LP93917	Riding Mower Standard Cover	In Catalog
	LP92624	Protection: Seat Cover (Deluxe Medium) - Yellow	In Catalog
	LP92324	Seat Cover - Yellow	In Catalog
	TY24328	Seats / Wheels / Tires: Tire Chains (Pair) for 24x12.00-12 In. Drive Tires	See Parts
	SKU23047	Snow Blowers: 47 In. Snow Blower (X530, X534, X540) <i>Rear weights and tire chains are recommended for additional traction.</i>	1,755.00
	AM136691	Winter Grill Cover <i>Used on X300s, MY2007- Model X500 (serial 020001-), X530, and MY2011- X534 (serial 060001-).</i>	See Parts
	SKU23030	Tillers: 30 in Mechanical Tiller (X500, X520, X530, X540) <i>See Sales Manual for Ballast Requirements.</i>	1,689.00
	SKU23042	42 In. Hydraulic Tiller (X530, X540) <i>See Sales Manual for Ballast Requirements.</i>	2,499.00
	BM17972	Weights: 50 Lb. Cast Iron Wheel Weight (1)	128.40
	BM17976	50 Lb. Wheel Weight, Rear Plastic (1) with Mounting Hardware	66.34
	BM17977	Mounting Hardware (1) for Attaching Two 50 lb. Weights to 23 In., 24 In. or 26 In. Tires	20.33
	R66949	Quik-Tatch Weight, 42 Lb.	62.06

JOHN DEERE LAWN & GARDEN PRODUCTS
GARDEN TRACTORS

Select Series X530 Multi-Terrain Tractor with 54X Edge Xtra Deck
Continued

CODE	ATTACHMENT IDENTIFIER	DESCRIPTION	SUGGESTED LIST PRICE USD (\$)
		ATTACHMENTS FOR FIELD CONVERSION Continued...	
	BM23621	Weight Bracket, Front (X300/X500 M-T) <i>Allows installation of R66949 Quik-Tatch Weights. Used on X300s, MY2007- Model X500 (serial 020001-), X530, and MY2011- X534 (serial 060001-).</i>	58.86
	BM17964	Wheel Weight (Cast Iron, Front, 30 Lb. 8 In.) <i>For Use on Steered Wheel.</i>	101.66
	BM17978	Wheel Weight Mounting Hardware (1) for Attaching Front Wheel Weight	10.70
		Wheels and Tires Rear:	
	BM18434	23x10.50-12 In. 4 PR Bar Tires (Rear Pair)	339.19
	BM21977	24X12.00-12 In. 2PR HDAP Tires (Rear Pair)	371.29
	BM21516	24X12.00-12 In. Turf Tires 2PR (Rear)	339.19

SERVICE CONTRACTS - RESIDENTIAL OWNERS/USE

Visit <http://www.JohnDeere.com/ServicePlans> for more information on John Deere Service Contracts. May not be Available in Parts of the U.S., Not Available in Canada. Price may vary due to driving distance and/or time from machine to dealership location.

John Deere Extended Service Plan - 5-Year Option
*5-year extended service plan. (1- year of extended service protection);
5-years of warranty transportation.*

499.99

John Deere Extended Service Plan - 6-Year Option
*6-year extended service plan. (2- years of extended service protection);
6-years of warranty transportation.*

629.99

JOHN DEERE LAWN & GARDEN PRODUCTS

GARDEN TRACTORS

Select Series X534 Multi-Terrain Tractor Less Deck Equipment for Base Machine

JOHN DEERE iTORQUE POWER SYSTEM
Exclusive Air Intake System
V-Twin Engine
Overhead Valves
Hemispheric Cylinder Head
V-Valve Technology
Cast Iron Cylinder Liners
Full Pressure Lubrication with
Replaceable Oil Filter
Manufactured by Kawasaki
*26 HP
LESS MOWER STANDARD
OPTIONAL 48 IN. or 54 IN. EDGE
XTRA CUTTING SYSTEM
Three .79 In. Greaseable
Spindles
Two Front and Two Rear 2.6 In.
Wide Anti-Scalp Wheels
No Tools Anti-Scalp Wheel Cut
Height
Adjustment
Two, 2.9 In Wide Front
Anti-Scalp Rollers
4 Point Mounting
Adjustable Down Stop
.25 In. Cut Height Increments
1 to 4 In. Cutting Heights
On Board Leveling Gauge
Exact Adjust Leveling Ports
14 In. Uncut Circle Radius with
48 In. Mower
13 In. Uncut Circle Radius with
54 In. Mower
TIRES
16x6.5-8 Front Turf Tires

24x9.5-12 Rear Turf Tires
STEERING
4 Wheel Low Effort Steering
System
Hydraulic Power Steering
27 In. Turning Radius
Cast Iron Front Axle with
Replaceable Metal Bushings
1 In. Front Spindles
AUTOMATIC (HYDROSTATIC)
TRANSMISSION
Twin Touch Foot control
Tuff-Torque K72 Transaxle
Internal Wet Disk Brakes
Tow valve
Traction Assist
7.2 mph (11.6 km/h) Forward, 4
mph
(6.4 km/h) Reverse Travel Speed
Cruise Control
OPERATOR STATION
14 In. steering wheel
5-Position Tilt Steering Wheel
21 In. High Back Seat with
7 In. Fore-Aft
Adjustment and Adjustable
Suspension
Cup holder
Two Fender Handles
12 Volt Outlet
ELECTRICAL SYSTEM
500 CCA Battery
15 Amp Regulated Charging
System
Four-Position Key Switch with

Headlight Switch
Hour Meter
Oil Pressure Indicator
Mower/PTO Light
Seat/PTO Interlock Switches
Reverse Implement Option
Electronic Dash Mounted Fuel
Gauge
MISCELLANEOUS
4.5 US Gallon Fuel Tank
Capacity
Welded C-Channel Frame
Optional Rear Weight Bracket
Accepts 4 Quick Tatch Weights
Electric Mower/Implement PTO
Drive Clutch
Hydraulic Power Deck and
Implement Lift System
Heavy Duty Cargo Mount System
*Engine HP is Provided by the
Engine Manufacturer to be
Used
for Comparison Purposes Only,
Actual Operating HP will be
Less.

CODE	ATTACHMENT IDENTIFIER	DESCRIPTION	SUGGESTED LIST PRICE USD (\$)
------	--------------------------	-------------	-------------------------------------

Select One Code From Each Required Category

Select Series X534 Multi-Terrain Tractor Less Deck

F.O.B. Jamesville, WI

4826M	Select Series X534 Multi-Terrain Tractor Less Deck	6,499.00
-------	--	----------

DESTINATION

0202	United States and Canada	In Base Price
0230	Australia and New Zealand	Same Price
0195	Mexico	Same Price
0250	Other	Same Price

ATTACHMENTS FOR FIELD CONVERSION

SKU23048	Blades: 48 in Front Blade (X500 M-T) <i>Rear Weights and Tire Chains are Recommended for Additional Traction.</i>	765.00
----------	--	--------

JOHN DEERE LAWN & GARDEN PRODUCTS
GARDEN TRACTORS

Select Series X534 Multi-Terrain Tractor Less Deck
Continued

CODE	ATTACHMENT IDENTIFIER	DESCRIPTION	SUGGESTED LIST PRICE USD (\$)
		ATTACHMENTS FOR FIELD CONVERSION Continued...	
	BM23448	Manual Angling Kit (48 in Blade X500 M-T)	257.87
	AM31436	Rubber Blade Squeegee Kit 48 In. and 54 In. Blade	See Parts
		Carts / Hitches:	
	PM05101	Ball Mount - 1.875 in. (48mm)	See Parts
		Engine:	
	AM135845	Spark Arrester Muffler Screen (X300s, X500 M-Ts)	See Parts
		FRONT MOUNTED THATCHERS:	
	TY13056	38 In. Front Thatcher (Center) <i>Requires Mounting Frame.</i>	216.14
	TY13036	8 In. Front Thatcher (Extension)	53.50
	BM24000	Thatcher Mounting Frame (X300, X500 M-T)	203.30
		Material Collection System Hoppers:	
	BM21680	14 Bushel Hopper Assembly <i>Requires Appropriate Rear Bagger Chute Front. Ballast Recommended, Especially on Hills or Inclines.</i>	934.11
	BM21679	7 Bushel Hopper Assembly <i>Requires Appropriate Rear Bagger Chute Front. Ballast Recommended, Especially on Hills or Inclines.</i>	433.36
	AM135486	Loose knit bags for 7 bu. Hopper	See Parts
		Material Collection System Power Flow Blowers:	
	BM22696	48C/48X High-Performance Blower Assembly for Mowers with Rotateable Anti-Scalp Wheels (X300/X500 M-T/X700) <i>For use with MY2006 X320 (Serial 010001-040000), X324 (Serial 010001-040000), Model X500 M-T Tractor (Serial 010001-020000), MY2008- X320 (Serial 085001-), MY2008- X324 (Serial 085001-), MY2008- X500 (Serial 030001-), and X360. Also for use with SKU21895 (48X with Rotateable Anti-Scalp Wheels) Cartoned Deck.</i>	541.41
	BM22697	54C/54X/54D High-Performance Blower Assembly (X300/X500 M-T/X700, 1023E, 1025R, 1026R, 2305, 2025R, 2320, 2210 and 4115)	541.41
		Material Collection System Power Flow/Rear Bagger Chutes:	
	BM21682	Power Flow Chute (14 bu)	141.24
	BM21681	Power Flow Chute (7 bu.) <i>For 48C, 48X, 54C or 54X Series Blowers.</i>	114.49
	BM20855	Power Flow Chute (MC519/C or X Series Blowers)	85.60
		Miscellaneous:	
	BM17981	12 Volt Work Light Kit	51.36
	BM23761	Adjustment Armrest Kit <i>For use with MY2011- (SN 060001-) X534 and X540).</i>	74.90
	TY25866	Battery Charger and Maintainer	See Parts

JOHN DEERE LAWN & GARDEN PRODUCTS
GARDEN TRACTORS

Select Series X534 Multi-Terrain Tractor Less Deck
Continued

CODE	ATTACHMENT IDENTIFIER	DESCRIPTION	SUGGESTED LIST PRICE USD (\$)
		ATTACHMENTS FOR FIELD CONVERSION Continued...	
	BM23057	Brush Guard (X300, X500 M-T)	124.11
	BM23056	Bumper (X300s, X500, X530, X534)	62.06
	TY25341	Debris bag	See Parts
	M88984	Drift Blade	See Parts
	TY27534	Fuel Protect for Gasoline Engines (8 oz.)	See Parts
	AM119321	Heavy Duty Skid Shoe (1) <i>For Front Blade. Two required.</i>	See Parts
	LG249	Home Maintenance Kit <i>Fits 2010 and earlier models only (Serial -060000).</i>	See Parts
	LG265	Home Maintenance Kit <i>For use with MY2011- (Serial 060001-).</i>	See Parts
	AM122263	Skid Shoe, Heavy Duty Left Hand (1) <i>For Snow Blower.</i>	See Parts
	AM122264	Skid Shoe, Heavy Duty Right Hand (1) <i>For Snow Blower.</i>	See Parts
	M157831	Skid shoe, Plastic (1) <i>For 44-, 47-, and 54-in. Snow Blowers. Two required.</i>	See Parts
	M115237	Spacer	See Parts
	BM23054	Sun Shade (X300/X500 M-T)	161.57
	TY26227	Tire Chains (Pair) for 23x9.5-12 or 24x9.5-12 tires on X534	See Parts
	AM141156	Wheel Cover, 12 in. (Stainless Steel)	See Parts
	AM141154	Wheel Cover, 8 In. (Stainless Steel)	See Parts
		Mower Deck and Mower Deck Attachments:	
	SKU24195	48 in Edge Xtra Deck with Rotateable Anti-Scalp Wheels (48X)	1,000.00
	SKU21897	54 in Edge Xtra Deck (54X)	1,300.00
	M127673	Blade (48C/48X, Mulching)	See Parts
	M145476	Blade (48C/48X, Side Discharge)	See Parts
	M152726	Blade (54C/54X, High Lift)	See Parts
	M145516	Blade (54C/54X, Mulching)	See Parts
	M143520	Blade (54C/54X, Side Discharge)	See Parts
	BM19894	Leaf Bagging Kit (48C/48X Mower) <i>Contains Three Bolt-on Deck Lips for Improved Bagging of Leaves.</i>	99.51

JOHN DEERE LAWN & GARDEN PRODUCTS
GARDEN TRACTORS

Select Series X534 Multi-Terrain Tractor Less Deck
Continued

CODE	ATTACHMENT IDENTIFIER	DESCRIPTION	SUGGESTED LIST PRICE USD (\$)
		ATTACHMENTS FOR FIELD CONVERSION Continued...	
	BM20985	Leaf Bagging Kit (54C/54X Mower) <i>Contains Three Bolt-on Deck Lips for Improved Bagging of Leaves.</i>	124.11
	AM130907	Mower Deck Leveling Gauge	See Parts
	BM20007	Mulch Kit (48C/48X)	157.29
	BM20827	Mulch Kit (54C/54D/54X)	212.93
		Order Zone:	
	LP3301	125 lb. Select Series Mounted Electric Broadcast Spreader	In Catalog
	LP22861	25-gal. Mounted Sprayer <i>Tractors equipped with this sprayer require installation of the mid-mount mower, a front attachment, four front suitcase weights, or two front wheel weights.</i>	In Catalog
	LP40000	40-In. Tractor Shovel	In Catalog
	LP1002	48-In. / 54-In. Tractor Grass Groomer	In Catalog
	LPJD400	Bucket (5 gallon)	In Catalog
	JD01673	Bucket (6 gallon with lid)	In Catalog
	LPJD301	Bucket Holder (Double)	In Catalog
	LP31357	Integral Hitch, Mechanical	In Catalog
	LP22835	Integral Hitch, Power	In Catalog
	LP22834	MC542 Material Collection System <i>Requires 17P Utility Cart, Appropriate Mower Deck Boot Kit, Rear Ballast Recommended, Especially on Hills or Inclines.</i>	In Catalog
	LP23080	MC542 Mower Deck Boot Kit (48X)	In Catalog
	LP23081	MC542 Mower Deck Boot Kit (54X)	In Catalog
	LP93647	Protective Cover (Large Deluxe)	In Catalog
	LP93917	Riding Mower Standard Cover	In Catalog
		Snow Blowers:	
	SKU23047	47 In. Snow Blower (X530, X534, X540) <i>Rear weights and tire chains are recommended for additional traction.</i>	1,755.00
	AM136691	Winter Grill Cover <i>Used on X300s, MY2007- Model X500 (serial 020001-), X530, and MY2011- X534 (serial 060001-).</i>	See Parts
	AM136692	Winter Grill Cover <i>Used on MY2006 Model X500 (Serial -020000), X520, and MY2006-2010 X534 (serial 010001-060000).</i>	See Parts

JOHN DEERE LAWN & GARDEN PRODUCTS
GARDEN TRACTORS

Select Series X534 Multi-Terrain Tractor Less Deck
Continued

CODE	ATTACHMENT IDENTIFIER	DESCRIPTION	SUGGESTED LIST PRICE USD (\$)
ATTACHMENTS FOR FIELD CONVERSION Continued...			
		Weights:	
BM17972		50 Lb. Cast Iron Wheel Weight (1)	128.40
BM17976		50 Lb. Wheel Weight, Rear Plastic (1) with Mounting Hardware	66.34
BM17977		Mounting Hardware (1) for Attaching Two 50 lb. Weights to 23 In., 24 In. or 26 In. Tires	20.33
R66949		Quik-Tatch Weight, 42 Lb.	62.06
BM23621		Weight Bracket, Front (X300/X500 M-T) <i>Allows installation of R66949 Quik-Tatch Weights. Used on X300s, MY2007- Model X500 (serial 020001-), X530, and MY2011- X534 (serial 060001-).</i>	58.86
BM24011		Weight Bracket, Rear (X304, X324, X534) <i>Allows installation of R66949 Quik-Tatch Weights</i>	87.74
BM17964		Wheel Weight (Cast Iron, Front, 30 Lb. 8 In.) <i>For Use on Steered Wheel.</i>	101.66
BM17978		Wheel Weight Mounting Hardware (1) for Attaching Front Wheel Weight	10.70

SERVICE CONTRACTS - RESIDENTIAL OWNERS/USE

Visit <http://www.JohnDeere.com/ServicePlans> for more information on John Deere Service Contracts. May not be Available in Parts of the U.S., Not Available in Canada. Price may vary due to driving distance and/or time from machine to dealership location.

John Deere Extended Service Plan - 5-Year Option <i>5-year extended service plan. (1- year of extended service protection); 5-years of warranty transportation.</i>	499.99
John Deere Extended Service Plan - 6-Year Option <i>6-year extended service plan. (2- years of extended service protection); 6-years of warranty transportation.</i>	629.99

JOHN DEERE LAWN & GARDEN PRODUCTS

GARDEN TRACTORS

Select Series X540 Multi-Terrain Tractor with 54X Edge Xtra Deck Equipment for Base Machine

POWER SYSTEM
Exclusive Air Intake System
V-Twin Liquid-Cooled Engine
Overhead Valves
Hemispheric Cylinder Head
V-Valve Technology
Cast Iron Cylinder Liners
Full Pressure Lubrication with
Replaceable Oil Filter 23.5 HP
54 IN. EDGE XTRA CUTTING SYSTEM
Three .79 In. Greaseable
Spindles
Two Front and Two Rear 2.6 In.
Wide Rotateable Anti-Scalp
Wheels
No Tools Anti-Scalp Wheel Cut
Height Adjustment
Two, 2.9 In Wide Front
Anti-Scalp Rollers
4 Point Mounting
Adjustable Down Stop
.25 In. Cut Height Increments
1 to 4 In. Cutting Heights
On Board Leveling Gauge
Exact Adjust Leveling Ports
24 In. Uncut Circle Radius
TIRES
16x6.5-8 Front Turf Tires
24x12-12 Rear HDAP Tires
STEERING
2 Wheel Low Effort Steering
System

Hydraulic Power Steering
22 In. Turning Radius
Cast Iron Front Axle with
Replaceable Metal Bushings
1 In. Front Spindles
AUTOMATIC (HYDROSTATIC)
TRANSMISSION
Twin Touch Foot control
Tuff-Torque K72 Transaxle
Internal Wet Disk Brakes
Tow valve
Traction Assist
7.2 mph (11.6 km/h) Forward, 4
mph
(6.4 km/h) Reverse Travel Speed
Cruise Control
OPERATOR STATION
14 In. steering wheel
5-Position Tilt Steering Wheel
21 In. High Back Seat with
7 In. Fore-Aft
Adjustment and Adjustable
Suspension
Cup holder
Two Fender Handles
12 Volt Outlet
ELECTRICAL SYSTEM
500 CCA Battery
15 Amp Regulated Charging System
Four-Position Key Switch with
Headlight Switch
Hour Meter

Oil Pressure Indicator
Coolant Temperature Indicator
Mower/PTO Light
Seat/PTO Interlock Switches
MISCELLANEOUS
4.4 US Gallon Fuel Tank Capacity
Welded C-Channel Frame
Rear Hitch Accepts 4 Quik-Tatch
Weights
Front Bumper Accepts 4
Quik-Tatch Weights
Electric Mower/Implement PTO
Drive Clutch
Hydraulic Power Deck and
Implement Lift System
Heavy Duty Cargo Mount System
*Engine HP is Provided by the
Engine Manufacturer to be Used
for Comparison Purposes Only,
Actual Operating HP will be
Less. Refer to the Engine
Manufacturer's Web Site for
Additional Information.

CODE	ATTACHMENT IDENTIFIER	DESCRIPTION	SUGGESTED LIST PRICE USD (\$)
------	--------------------------	-------------	-------------------------------------

Select One Code From Each Required Category

Select Series X540 Multi-Terrain Tractor with 54X Edge Xtra Deck

F.O.B. Jamesville, WI

4839M	Select Series X540 Multi-Terrain Tractor with 54X Edge Xtra Deck	7,799.00
-------	--	----------

DESTINATION

0202	United States and Canada	In Base Price
0230	Australia and New Zealand	Same Price
0195	Mexico	Same Price
0250	Other	Same Price

ATTACHMENTS FOR FIELD CONVERSION

Blades:

SKU23048	48 in Front Blade (X500 M-T) <i>Rear Weights and Tire Chains are Recommended for Additional Traction.</i>	765.00
BM23448	Manual Angling Kit (48 in Blade X500 M-T)	257.87

JOHN DEERE LAWN & GARDEN PRODUCTS
GARDEN TRACTORS

Select Series X540 Multi-Terrain Tractor with 54X Edge Xtra Deck
Continued

CODE	ATTACHMENT IDENTIFIER	DESCRIPTION	SUGGESTED LIST PRICE USD (\$)
		ATTACHMENTS FOR FIELD CONVERSION Continued...	
	AM31436	Rubber Blade Squeegee Kit 48 In. and 54 In. Blade	See Parts
		Carts / Hitches:	
	PM05101	Ball Mount - 1.875 in. (48mm)	See Parts
		Engine:	
	AM135845	Spark Arrester Muffler Screen (X300s, X500 M-Ts)	See Parts
		FRONT MOUNTED THATCHERS:	
	TY13056	38 In. Front Thatcher (Center) <i>Requires Mounting Frame.</i>	216.14
	TY13036	8 In. Front Thatcher (Extension)	53.50
	BM24000	Thatcher Mounting Frame (X300, X500 M-T)	203.30
		Material Collection System Hoppers:	
	BM21680	14 Bushel Hopper Assembly <i>Requires Appropriate Rear Bagger Chute Front. Ballast Recommended, Especially on Hills or Inclines.</i>	934.11
	BM21679	7 Bushel Hopper Assembly <i>Requires Appropriate Rear Bagger Chute Front. Ballast Recommended, Especially on Hills or Inclines.</i>	433.36
	AM135486	Loose knit bags for 7 bu. Hopper	See Parts
		Material Collection System Power Flow Blowers:	
	BM22696	48C/48X High-Performance Blower Assembly for Mowers with Rotateable Anti-Scalp Wheels (X300/X500 M-T/X700)	541.41
	BM22697	54C/54X/54D High-Performance Blower Assembly (X300/X500 M-T/X700, 1023E, 1025R, 1026R, 2305, 2025R, 2320, 2210 and 4115)	541.41
		Material Collection System Power Flow/Rear Bagger Chutes:	
	BM21682	Power Flow Chute (14 bu)	141.24
	BM21681	Power Flow Chute (7 bu.) <i>For 48C, 48X, 54C or 54X Series Blowers.</i>	114.49
	BM20855	Power Flow Chute (MC519/C or X Series Blowers)	85.60
		Miscellaneous:	
	BM17981	12 Volt Work Light Kit	51.36
	BM19406	Adjustable Skid Shoes <i>For 42 In. Hydraulic Tiller</i>	220.41
	BM23761	Adjustment Armrest Kit <i>For use with MY2011- (SN 060001-) X534 and X540).</i>	74.90
	TY25866	Battery Charger and Maintainer	See Parts
	BM23057	Brush Guard (X300, X500 M-T)	124.11
	TY25341	Debris bag	See Parts
	M88984	Drift Blade	See Parts

JOHN DEERE LAWN & GARDEN PRODUCTS
GARDEN TRACTORS

Select Series X540 Multi-Terrain Tractor with 54X Edge Xtra Deck
Continued

CODE	ATTACHMENT IDENTIFIER	DESCRIPTION	SUGGESTED LIST PRICE USD (\$)
		ATTACHMENTS FOR FIELD CONVERSION Continued...	
	TY27534	Fuel Protect for Gasoline Engines (8 oz.)	See Parts
	BM21289	Halogen Headlight Kit	57.79
	AM119321	Heavy Duty Skid Shoe (1) <i>For Front Blade. Two required.</i>	See Parts
	LG257	Home Maintenance Kit	See Parts
	AM122263	Skid Shoe, Heavy Duty Left Hand (1) <i>For Snow Blower.</i>	See Parts
	AM122264	Skid Shoe, Heavy Duty Right Hand (1) <i>For Snow Blower.</i>	See Parts
	M157831	Skid shoe, Plastic (1) <i>For 44-, 47-, and 54-in. Snow Blowers. Two required.</i>	See Parts
	M115237	Spacer	See Parts
	BM23054	Sun Shade (X300/X500 M-T)	161.57
	AM141156	Wheel Cover, 12 in. (Stainless Steel)	See Parts
	AM141154	Wheel Cover, 8 In. (Stainless Steel)	See Parts
		Mower Deck and Mower Deck Attachments:	
	SKU21897	54 in Edge Xtra Deck (54X)	1,300.00
	M152726	Blade (54C/54X, High Lift)	See Parts
	M145516	Blade (54C/54X, Mulching)	See Parts
	M143520	Blade (54C/54X, Side Discharge)	See Parts
	BM20985	Leaf Bagging Kit (54C/54X Mower) <i>Contains Three Bolt-on Deck Lips for Improved Bagging of Leaves.</i>	124.11
	AM130907	Mower Deck Leveling Gauge	See Parts
	BM20827	Mulch Kit (54C/54D/54X)	212.93
		Order Zone:	
	LP3301	125 lb. Select Series Mounted Electric Broadcast Spreader	In Catalog
	LP22861	25-gal. Mounted Sprayer <i>Tractors equipped with this sprayer require installation of the mid-mount mower, a front attachment, four front suitcase weights, or two front wheel weights.</i>	In Catalog
	LP40000	40-In. Tractor Shovel	In Catalog
	LP1002	48-In. / 54-In. Tractor Grass Groomer	In Catalog
	LPJD400	Bucket (5 gallon)	In Catalog
	JD01673	Bucket (6 gallon with lid)	In Catalog

JOHN DEERE LAWN & GARDEN PRODUCTS
GARDEN TRACTORS

Select Series X540 Multi-Terrain Tractor with 54X Edge Xtra Deck
Continued

CODE	ATTACHMENT IDENTIFIER	DESCRIPTION	SUGGESTED LIST PRICE USD (\$)
		ATTACHMENTS FOR FIELD CONVERSION Continued...	
	LPJD301	Bucket Holder (Double)	In Catalog
	LPJD100	Bucket Holder (Single)	In Catalog
	LP31357	Integral Hitch, Mechanical	In Catalog
	LP22835	Integral Hitch, Power	In Catalog
	LP22834	MC542 Material Collection System <i>Requires 17P Utility Cart, Appropriate Mower Deck Boot Kit, Rear Ballast Recommended, Especially on Hills or Inclines.</i>	In Catalog
	LP23081	MC542 Mower Deck Boot Kit (54X)	In Catalog
	LP93647	Protective Cover (Large Deluxe)	In Catalog
	LP93917	Riding Mower Standard Cover	In Catalog
		Seats / Wheels / Tires:	
	TY24328	Tire Chains (Pair) for 24x12.00-12 In. Drive Tires	See Parts
		Snow Blowers:	
	SKU23047	47 In. Snow Blower (X530, X534, X540) <i>Rear weights and tire chains are recommended for additional traction.</i>	1,755.00
		Tillers:	
	SKU23030	30 in Mechanical Tiller (X500, X520, X530, X540) <i>See Sales Manual for Ballast Requirements.</i>	1,689.00
	SKU23042	42 In. Hydraulic Tiller (X530, X540) <i>See Sales Manual for Ballast Requirements.</i>	2,499.00
		Weights:	
	BM17972	50 Lb. Cast Iron Wheel Weight (1)	128.40
	BM17976	50 Lb. Wheel Weight, Rear Plastic (1) with Mounting Hardware	66.34
	BM17977	Mounting Hardware (1) for Attaching Two 50 lb. Weights to 23 In., 24 In. or 26 In. Tires	20.33
	R66949	Quik-Tatch Weight, 42 Lb.	62.06
	BM17964	Wheel Weight (Cast Iron, Front, 30 Lb. 8 In.) <i>For Use on Steered Wheel.</i>	101.66
	BM17978	Wheel Weight Mounting Hardware (1) for Attaching Front Wheel Weight	10.70
		Wheels and Tires Rear:	
	BM18434	23x10.50-12 In. 4 PR Bar Tires (Rear Pair)	339.19
	BM21977	24X12.00-12 In. 2PR HDAP Tires (Rear Pair)	371.29
	BM21516	24X12.00-12 In. Turf Tires 2PR (Rear)	339.19

SERVICE CONTRACTS - RESIDENTIAL OWNERS/USE

JOHN DEERE LAWN & GARDEN PRODUCTS
GARDEN TRACTORS

Select Series X540 Multi-Terrain Tractor with 54X Edge Xtra Deck
Continued

CODE	ATTACHMENT IDENTIFIER	DESCRIPTION	SUGGESTED LIST PRICE USD (\$)
SERVICE CONTRACTS - RESIDENTIAL OWNERS/USE			
Continued...			
<i>Visit http://www.JohnDeere.com/ServicePlans for more information on John Deere Service Contracts. May not be Available in Parts of the U.S., Not Available in Canada. Price may vary due to driving distance and/or time from machine to dealership location.</i>			
		John Deere Extended Service Plan - 5-Year Option <i>5-year extended service plan. (1- year of extended service protection); 5-years of warranty transportation.</i>	499.99
		John Deere Extended Service Plan - 6-Year Option <i>6-year extended service plan. (2- years of extended service protection); 6-years of warranty transportation.</i>	629.99

JOHN DEERE LAWN & GARDEN PRODUCTS

GARDEN TRACTORS

Select Series X540 Multi-Terrain Tractor Less Deck Equipment for Base Machine

POWER SYSTEM
 Exclusive Air Intake System
 V-Twin Liquid-Cooled Engine
 Overhead Valves
 Hemispheric Cylinder Head
 V-Valve Technology
 Cast Iron Cylinder Liners
 Full Pressure Lubrication with Replaceable Oil Filter
 23.5 HP
LESS MOWER STANDARD
 OPTIONAL 48 IN. or 54 IN. EDGE XTRA CUTTING SYSTEM
 Three .79 In. Greaseable Spindles
 Two Front and Two Rear 2.6 In. Wide Anti-Scalp Wheels
 No Tools Anti-Scalp Wheel Cut Height Adjustment
 Two, 2.9 In Wide Front Anti-Scalp Rollers
 4 Point Mounting
 Adjustable Down Stop
 .25 In. Cut Height Increments
 1 to 4 In. Cutting Heights
 On Board Leveling Gauge
 Exact Adjust Leveling Ports
 24 In. Uncut Circle Radius with 54X Mower
 27 In. Uncut Circle Radius with 48X Mower
TIRES
 16x6.5-8 Front Turf Tires
 24x12-12 Rear Turf Tires

STEERING
 2 Wheel Low Effort Steering System
 Hydraulic Power Steering
 22 In. Turning Radius
 Cast Iron Front Axle with Replaceable Metal Bushings
 1 In. Front Spindles
AUTOMATIC (HYDROSTATIC)
TRANSMISSION
 Twin Touch Foot control
 Tuff-Torque K72 Transaxle
 Internal Wet Disk Brakes
 Tow valve
 Traction Assist
 7.2 mph (11.6 km/h) Forward, 4 mph (6.4 km/h) Reverse Travel Speed
 Cruise Control
OPERATOR STATION
 14 In. steering wheel
 21 In. High Back Seat with 7 In. Fore-Aft Adjustment and Adjustable Suspension
 Cup holder
 Two Fender Handles
 12 Volt Outlet
ELECTRICAL SYSTEM
 500 CCA Battery
 15 Amp Regulated Charging System
 Four-Position Key Switch with Headlight Switch
 Hour Meter

Oil Pressure Indicator
 Coolant Temperature Indicator
 Mower/PTO Light
 Seat/PTO Interlock Switches
 Reverse Implement Option
 Electronic Dash Mounted Fuel Gauge
MISCELLANEOUS
 4.4 US Gallon Fuel Tank Capacity
 Welded C-Channel Frame
 Rear Hitch Accepts 4 Quik-Tatch Weights
 Electric Mower/Implement PTO Drive Clutch
 Foot Pedal Deck and Implement Lift System
 Adjustable Lift Assist Spring
 Heavy Duty Cargo Mount System
 *Engine HP is Provided by the Engine Manufacturer to be Used for Comparison Purposes Only, Actual Operating HP will be Less. Refer to the Engine Manufacturer's Web Site for Additional Information.

CODE	ATTACHMENT IDENTIFIER	DESCRIPTION	SUGGESTED LIST PRICE USD (\$)
------	-----------------------	-------------	-------------------------------

Select One Code From Each Required Category

Select Series X540 Multi-Terrain Tractor Less Deck

F.O.B. Jamesville, WI

483AM	Select Series X540 Multi-Terrain Tractor Less Deck	6,599.00
-------	--	----------

DESTINATION

0202	United States and Canada	In Base Price
0230	Australia and New Zealand	Same Price
0195	Mexico	Same Price
0250	Other	Same Price

ATTACHMENTS FOR FIELD CONVERSION

SKU23048	Blades: 48 in Front Blade (X500 M-T) <i>Rear Weights and Tire Chains are Recommended for Additional Traction.</i>	765.00
----------	--	--------

JOHN DEERE LAWN & GARDEN PRODUCTS
GARDEN TRACTORS

Select Series X540 Multi-Terrain Tractor Less Deck
Continued

CODE	ATTACHMENT IDENTIFIER	DESCRIPTION	SUGGESTED LIST PRICE USD (\$)
		ATTACHMENTS FOR FIELD CONVERSION Continued...	
	BM23448	Manual Angling Kit (48 in Blade X500 M-T)	257.87
	AM31436	Rubber Blade Squeegee Kit 48 In. and 54 In. Blade	See Parts
		Carts / Hitches:	
	PM05101	Ball Mount - 1.875 in. (48mm)	See Parts
		Engine:	
	AM135845	Spark Arrester Muffler Screen (X300s, X500 M-Ts)	See Parts
		FRONT MOUNTED THATCHERS:	
	TY13056	38 In. Front Thatcher (Center) <i>Requires Mounting Frame.</i>	216.14
	TY13036	8 In. Front Thatcher (Extension)	53.50
	BM24000	Thatcher Mounting Frame (X300, X500 M-T)	203.30
		Material Collection System Hoppers:	
	BM21680	14 Bushel Hopper Assembly <i>Requires Appropriate Rear Bagger Chute Front. Ballast Recommended, Especially on Hills or Inclines.</i>	934.11
	BM21679	7 Bushel Hopper Assembly <i>Requires Appropriate Rear Bagger Chute Front. Ballast Recommended, Especially on Hills or Inclines.</i>	433.36
	AM135486	Loose knit bags for 7 bu. Hopper	See Parts
		Material Collection System Power Flow Blowers:	
	BM22696	48C/48X High-Performance Blower Assembly for Mowers with Rotateable Anti-Scalp Wheels (X300/X500 M-T/X700)	541.41
	BM22697	54C/54X/54D High-Performance Blower Assembly (X300/X500 M-T/X700, 1023E, 1025R, 1026R, 2305, 2025R, 2320, 2210 and 4115)	541.41
		Material Collection System Power Flow/Rear Bagger Chutes:	
	BM21682	Power Flow Chute (14 bu)	141.24
	BM21681	Power Flow Chute (7 bu.) <i>For 48C, 48X, 54C or 54X Series Blowers.</i>	114.49
	BM20855	Power Flow Chute (MC519/C or X Series Blowers)	85.60
		Miscellaneous:	
	BM17981	12 Volt Work Light Kit	51.36
	BM19406	Adjustable Skid Shoes <i>For 42 In. Hydraulic Tiller</i>	220.41
	BM23761	Adjustment Armrest Kit <i>For use with MY2011- (SN 060001-) X534 and X540).</i>	74.90
	TY25866	Battery Charger and Maintainer	See Parts
	BM23057	Brush Guard (X300, X500 M-T)	124.11
	TY25341	Debris bag	See Parts

JOHN DEERE LAWN & GARDEN PRODUCTS
GARDEN TRACTORS

Select Series X540 Multi-Terrain Tractor Less Deck
Continued

CODE	ATTACHMENT IDENTIFIER	DESCRIPTION	SUGGESTED LIST PRICE USD (\$)
		ATTACHMENTS FOR FIELD CONVERSION Continued...	
	M88984	Drift Blade	See Parts
	TY27534	Fuel Protect for Gasoline Engines (8 oz.)	See Parts
	BM21289	Halogen Headlight Kit	57.79
	AM119321	Heavy Duty Skid Shoe (1) <i>For Front Blade. Two required.</i>	See Parts
	LG257	Home Maintenance Kit	See Parts
	AM122263	Skid Shoe, Heavy Duty Left Hand (1) <i>For Snow Blower.</i>	See Parts
	AM122264	Skid Shoe, Heavy Duty Right Hand (1) <i>For Snow Blower.</i>	See Parts
	M157831	Skid shoe, Plastic (1) <i>For 44-, 47-, and 54-in. Snow Blowers. Two required.</i>	See Parts
	M115237	Spacer	See Parts
	BM23054	Sun Shade (X300/X500 M-T)	161.57
	AM141156	Wheel Cover, 12 in. (Stainless Steel)	See Parts
	AM141154	Wheel Cover, 8 In. (Stainless Steel)	See Parts
		Mower Deck and Mower Deck Attachments:	
	SKU24195	48 in Edge Xtra Deck with Rotateable Anti-Scalp Wheels (48X)	1,000.00
	SKU21897	54 in Edge Xtra Deck (54X)	1,300.00
	M127673	Blade (48C/48X, Mulching)	See Parts
	M145476	Blade (48C/48X, Side Discharge)	See Parts
	M152726	Blade (54C/54X, High Lift)	See Parts
	M145516	Blade (54C/54X, Mulching)	See Parts
	M143520	Blade (54C/54X, Side Discharge)	See Parts
	BM19894	Leaf Bagging Kit (48C/48X Mower) <i>Contains Three Bolt-on Deck Lips for Improved Bagging of Leaves.</i>	99.51
	BM20985	Leaf Bagging Kit (54C/54X Mower) <i>Contains Three Bolt-on Deck Lips for Improved Bagging of Leaves.</i>	124.11
	AM130907	Mower Deck Leveling Gauge	See Parts
	BM20007	Mulch Kit (48C/48X)	157.29
	BM20827	Mulch Kit (54C/54D/54X)	212.93

Order Zone:

JOHN DEERE LAWN & GARDEN PRODUCTS
GARDEN TRACTORS

Select Series X540 Multi-Terrain Tractor Less Deck
Continued

CODE	ATTACHMENT IDENTIFIER	DESCRIPTION	SUGGESTED LIST PRICE USD (\$)
		ATTACHMENTS FOR FIELD CONVERSION Continued...	
	LP3301	125 lb. Select Series Mounted Electric Broadcast Spreader	In Catalog
	LP22861	25-gal. Mounted Sprayer <i>Tractors equipped with this sprayer require installation of the mid-mount mower, a front attachment, four front suitcase weights, or two front wheel weights.</i>	In Catalog
	LP40000	40-In. Tractor Shovel	In Catalog
	LP1002	48-In. / 54-In. Tractor Grass Groomer	In Catalog
	LPJD400	Bucket (5 gallon)	In Catalog
	JD01673	Bucket (6 gallon with lid)	In Catalog
	LPJD301	Bucket Holder (Double)	In Catalog
	LPJD100	Bucket Holder (Single)	In Catalog
	LP31357	Integral Hitch, Mechanical	In Catalog
	LP22835	Integral Hitch, Power	In Catalog
	LP22834	MC542 Material Collection System <i>Requires 17P Utility Cart, Appropriate Mower Deck Boot Kit, Rear Ballast Recommended, Especially on Hills or Inclines.</i>	In Catalog
	LP23080	MC542 Mower Deck Boot Kit (48X)	In Catalog
	LP23081	MC542 Mower Deck Boot Kit (54X)	In Catalog
	LP93647	Protective Cover (Large Deluxe)	In Catalog
	LP93917	Riding Mower Standard Cover	In Catalog
		Seats / Wheels / Tires:	
	TY24328	Tire Chains (Pair) for 24x12.00-12 In. Drive Tires	See Parts
		Snow Blowers:	
	SKU23047	47 In. Snow Blower (X530, X534, X540) <i>Rear weights and tire chains are recommended for additional traction.</i>	1,755.00
		Tillers:	
	SKU23030	30 in Mechanical Tiller (X500, X520, X530, X540) <i>See Sales Manual for Ballast Requirements.</i>	1,689.00
	SKU23042	42 In. Hydraulic Tiller (X530, X540) <i>See Sales Manual for Ballast Requirements.</i>	2,499.00
		Weights:	
	BM17972	50 Lb. Cast Iron Wheel Weight (1)	128.40
	BM17976	50 Lb. Wheel Weight, Rear Plastic (1) with Mounting Hardware	66.34
	BM17977	Mounting Hardware (1) for Attaching Two 50 lb. Weights to 23 In., 24 In. or 26 In. Tires	20.33

JOHN DEERE LAWN & GARDEN PRODUCTS
GARDEN TRACTORS

Select Series X540 Multi-Terrain Tractor Less Deck
Continued

CODE	ATTACHMENT IDENTIFIER	DESCRIPTION	SUGGESTED LIST PRICE USD (\$)
		ATTACHMENTS FOR FIELD CONVERSION Continued...	
	R66949	Quik-Tatch Weight, 42 Lb.	62.06
	BM17964	Wheel Weight (Cast Iron, Front, 30 Lb. 8 In.) <i>For Use on Steered Wheel.</i>	101.66
	BM17978	Wheel Weight Mounting Hardware (1) for Attaching Front Wheel Weight	10.70
		Wheels and Tires Rear:	
	BM18434	23x10.50-12 In. 4 PR Bar Tires (Rear Pair)	339.19
	BM21977	24X12.00-12 In. 2PR HDAP Tires (Rear Pair)	371.29
	BM21516	24X12.00-12 In. Turf Tires 2PR (Rear)	339.19

SERVICE CONTRACTS - RESIDENTIAL OWNERS/USE

Visit <http://www.JohnDeere.com/ServicePlans> for more information on John Deere Service Contracts. May not be Available in Parts of the U.S., Not Available in Canada. Price may vary due to driving distance and/or time from machine to dealership location.

John Deere Extended Service Plan - 5-Year Option <i>5-year extended service plan. (1- year of extended service protection); 5-years of warranty transportation.</i>	499.99
--	--------

John Deere Extended Service Plan - 6-Year Option <i>6-year extended service plan. (2- years of extended service protection); 6-years of warranty transportation.</i>	629.99
---	--------

JOHN DEERE LAWN & GARDEN PRODUCTS

GARDEN TRACTORS

Select Series X500 Multi-Terrain Tractor Less Deck, California Model Equipment for Base Machine

JOHN DEERE iTORQUE POWER SYSTEM	24x12-12 Rear Turf Tires	Hour Meter
Exclusive Air Intake System	STEERING	Oil Pressure Indicator
V-Twin Engine	2 Wheel Low Effort Steering	Mower/PTO Light
Overhead Valves	System	Seat/PTO Interlock Switches
Hemispheric Cylinder Head	22 In. Turning Radius	Reverse Implement Option
V-Valve Technology	Cast Iron Front Axle with	Electronic Dash Mounted Fuel
Cast Iron Cylinder Liners	Replaceable Metal Bushings	Gauge
Full Pressure Lubrication with	.75 In. Front Spindles	MISCELLANEOUS
Replaceable Oil Filter	AUTOMATIC (HYDROSTATIC)	4.5 US Gallon Fuel Tank
Manufactured by Kawasaki	TRANSMISSION	Capacity
*26 HP	Twin Touch Foot control	Welded C-Channel Frame
LESS MOWER STANDARD	Tuff-Torque K72 Transaxle	Rear Hitch Accepts 4 Quik-Tatch
OPTIONAL 48 IN. or 54 IN. EDGE	Internal Wet Disk Brakes	Weights
XTRA CUTTING SYSTEM	Tow valve	Electric Mower/Implement PTO
Three .79 In. Greaseable	Traction Assist	Drive Clutch
Spindles	7.2 mph (11.6 km/h) Forward, 4	Foot Pedal Deck and Implement
Two Front and Two Rear 2.6 In.	mph	Lift System
Wide Anti-Scalp Wheels	(6.4 km/h) Reverse Travel Speed	Adjustable Lift Assist Spring
No Tools Anti-Scalp Wheel Cut	Cruise Control	Heavy Duty Cargo Mount System
Height Adjustment	OPERATOR STATION	*Engine HP is Provided by the
Two, 2.9 In Wide Front	14 In. steering wheel	Engine Manufacturer to be
Anti-Scalp Rollers	15 In. Open Back Seat with	Used
4 Point Mounting	Access Grasp, 7 In. Fore-Aft	for Comparison Purposes Only,
Adjustable Down Stop	Adjustment and Adjustable	Actual Operating HP will be
.25 In. Cut Height Increments	Suspension	Less.
1 to 4 In. Cutting Heights	Cup holder	
On Board Leveling Gauge	Two Fender Handles	
Exact Adjust Leveling Ports	12 Volt Outlet	
24 In. Uncut Circle Radius	ELECTRICAL SYSTEM	
with 54X Mower	500 CCA Battery	
27 In. Uncut Circle Radius	15 Amp Regulated Charging	
with 48X Mower	System	
TIRES	Four-Position Key Switch with	
16x6.5-8 Front Turf Tires	Headlight Switch	

CODE	ATTACHMENT IDENTIFIER	DESCRIPTION	SUGGESTED LIST PRICE USD (\$)
------	-----------------------	-------------	-------------------------------

Select One Code From Each Required Category

Select Series X500 Multi-Terrain Tractor Less Deck, California Model

F.O.B. Jamesville, WI

4808M	Select Series X500 Multi-Terrain Tractor Less Deck, California Model	4,999.00
-------	--	----------

ATTACHMENTS FOR FIELD CONVERSION

Blades:		
SKU23048	48 in Front Blade (X500 M-T) <i>Rear Weights and Tire Chains are Recommended for Additional Traction.</i>	765.00
BM23448	Manual Angling Kit (48 in Blade X500 M-T)	257.87
AM31436	Rubber Blade Squeegee Kit 48 In. and 54 In. Blade	See Parts
Carts / Hitches:		
PM05101	Ball Mount - 1.875 in. (48mm)	See Parts
Engine:		
AM135845	Spark Arrester Muffler Screen (X300s, X500 M-Ts)	See Parts

JOHN DEERE LAWN & GARDEN PRODUCTS
GARDEN TRACTORS

Select Series X500 Multi-Terrain Tractor Less Deck, California Model

Continued

CODE	ATTACHMENT IDENTIFIER	DESCRIPTION	SUGGESTED LIST PRICE USD (\$)
		ATTACHMENTS FOR FIELD CONVERSION Continued...	
		FRONT MOUNTED THATCHERS:	
	TY13056	38 In. Front Thatcher (Center) <i>Requires Mounting Frame.</i>	216.14
	TY13036	8 In. Front Thatcher (Extension)	53.50
	BM24000	Thatcher Mounting Frame (X300, X500 M-T)	203.30
		Material Collection System Hoppers:	
	BM21680	14 Bushel Hopper Assembly <i>Requires Appropriate Rear Bagger Chute Front. Ballast Recommended, Especially on Hills or Inclines.</i>	934.11
	BM21679	7 Bushel Hopper Assembly <i>Requires Appropriate Rear Bagger Chute Front. Ballast Recommended, Especially on Hills or Inclines.</i>	433.36
	AM135486	Loose knit bags for 7 bu. Hopper	See Parts
		Material Collection System Power Flow Blowers:	
	BM22696	48C/48X High-Performance Blower Assembly for Mowers with Rotateable Anti-Scalp Wheels (X300/X500 M-T/X700) <i>For use with MY2006 X320 (Serial 010001-040000), X324 (Serial 010001-040000), Model X500 M-T Tractor (Serial 010001-020000), MY2008- X320 (Serial 085001-), MY2008- X324 (Serial 085001-), MY2008- X500 (Serial 030001-), and X360. Also for use with SKU21895 (48X with Rotateable Anti-Scalp Wheels) Cartoned Deck.</i>	541.41
	BM22697	54C/54X/54D High-Performance Blower Assembly (X300/X500 M-T/X700, 1023E, 1025R, 1026R, 2305, 2025R, 2320, 2210 and 4115)	541.41
		Material Collection System Power Flow/Rear Bagger Chutes:	
	BM21682	Power Flow Chute (14 bu)	141.24
	BM21681	Power Flow Chute (7 bu.) <i>For 48C, 48X, 54C or 54X Series Blowers.</i>	114.49
	BM20855	Power Flow Chute (MC519/C or X Series Blowers)	85.60
		Miscellaneous:	
	BM17981	12 Volt Work Light Kit	51.36
	TY25866	Battery Charger and Maintainer	See Parts
	BM23057	Brush Guard (X300, X500 M-T)	124.11
	BM23056	Bumper (X300s, X500, X530, X534)	62.06
	TY25341	Debris bag	See Parts
	M88984	Drift Blade <i>For Snow Blowers. Requires (2) 19H1914 Bolts and (2) N10217 Lock Nuts.</i>	See Parts
	TY27534	Fuel Protect for Gasoline Engines (8 oz.)	See Parts
	AM119321	Heavy Duty Skid Shoe (1) <i>For Front Blade. Two required.</i>	See Parts

JOHN DEERE LAWN & GARDEN PRODUCTS
GARDEN TRACTORS

Select Series X500 Multi-Terrain Tractor Less Deck, California Model

Continued

CODE	ATTACHMENT IDENTIFIER	DESCRIPTION	SUGGESTED LIST PRICE USD (\$)
		ATTACHMENTS FOR FIELD CONVERSION Continued...	
	LG249	Home Maintenance Kit <i>Fits 2010 and earlier models only (Serial -060000).</i>	See Parts
	LG265	Home Maintenance Kit <i>For use with MY2011- (Serial 060001-).</i>	See Parts
	AM136046	Seat Net Kit	See Parts
	AM122263	Skid Shoe, Heavy Duty Left Hand (1) <i>For Snow Blower.</i>	See Parts
	AM122264	Skid Shoe, Heavy Duty Right Hand (1) <i>For Snow Blower.</i>	See Parts
	M157831	Skid shoe, Plastic (1) <i>For 44-, 47-, and 54-in. Snow Blowers. Two required.</i>	See Parts
	M115237	Spacer	See Parts
	BM23054	Sun Shade (X300/X500 M-T)	161.57
	AM141156	Wheel Cover, 12 in. (Stainless Steel)	See Parts
	AM141154	Wheel Cover, 8 In. (Stainless Steel)	See Parts
		Mower Deck and Mower Deck Attachments:	
	SKU24195	48 in Edge Xtra Deck with Rotateable Anti-Scalp Wheels (48X)	1,000.00
	SKU21897	54 in Edge Xtra Deck (54X)	1,300.00
	M127673	Blade (48C/48X, Mulching)	See Parts
	M145476	Blade (48C/48X, Side Discharge)	See Parts
	M152726	Blade (54C/54X, High Lift)	See Parts
	M145516	Blade (54C/54X, Mulching)	See Parts
	M143520	Blade (54C/54X, Side Discharge)	See Parts
	BM19894	Leaf Bagging Kit (48C/48X Mower) <i>Contains Three Bolt-on Deck Lips for Improved Bagging of Leaves.</i>	99.51
	BM20985	Leaf Bagging Kit (54C/54X Mower) <i>Contains Three Bolt-on Deck Lips for Improved Bagging of Leaves.</i>	124.11
	AM130907	Mower Deck Leveling Gauge	See Parts
	BM20007	Mulch Kit (48C/48X)	157.29
	BM20827	Mulch Kit (54C/54D/54X)	212.93
		Order Zone:	
	LP3301	125 lb. Select Series Mounted Electric Broadcast Spreader	In Catalog

JOHN DEERE LAWN & GARDEN PRODUCTS
GARDEN TRACTORS

Select Series X500 Multi-Terrain Tractor Less Deck, California Model
Continued

CODE	ATTACHMENT IDENTIFIER	DESCRIPTION	SUGGESTED LIST PRICE USD (\$)
		ATTACHMENTS FOR FIELD CONVERSION Continued...	
	LP22861	25-gal. Mounted Sprayer <i>Tractors equipped with this sprayer require installation of the mid-mount mower, a front attachment, four front suitcase weights, or two front wheel weights.</i>	In Catalog
	LP40000	40-In. Tractor Shovel	In Catalog
	LP1002	48-In. / 54-In. Tractor Grass Groomer	In Catalog
	LPJD400	Bucket (5 gallon)	In Catalog
	JD01673	Bucket (6 gallon with lid)	In Catalog
	LPJD301	Bucket Holder (Double)	In Catalog
	LPJD100	Bucket Holder (Single)	In Catalog
	LP33711	Electric Lift Kit <i>For Snow Blower and Front Blade.</i>	In Catalog
	LP31357	Integral Hitch, Mechanical	In Catalog
	LP22834	MC542 Material Collection System <i>Requires 17P Utility Cart, Appropriate Mower Deck Boot Kit, Rear Ballast Recommended, Especially on Hills or Inclines.</i>	In Catalog
	LP23080	MC542 Mower Deck Boot Kit (48X)	In Catalog
	LP23081	MC542 Mower Deck Boot Kit (54X)	In Catalog
	LP93647	Protective Cover (Large Deluxe)	In Catalog
	LP93917	Riding Mower Standard Cover	In Catalog
	LP92624	Protection: Seat Cover (Deluxe Medium) - Yellow	In Catalog
	LP92324	Seat Cover - Yellow	In Catalog
	TY24328	Seats / Wheels / Tires: Tire Chains (Pair) for 24x12.00-12 In. Drive Tires	See Parts
	SKU23045	Snow Blowers: 44 In. Snow Blower (X300's, X500, X520) <i>Rear weights and tire chains are recommended for additional traction. Winter grill cover recommended on air-cooled engines to prevent carburetor icing.</i>	1,555.00
	AM136645	Lift Assist Spring <i>Tractors built prior to September 2006 (See sales manual link for tractor serial number breaks.) and shipped with a 48X or 54X Mower Deck require that the original M151924 Lift Assist Spring be replaced with AM136645 Lift Assist Spring for use with a 44-in. snow blower.</i>	See Parts
	AM136691	Winter Grill Cover <i>Used on X300s, MY2007- Model X500 (serial 020001-), X530, and MY2011- X534 (serial 060001-).</i>	See Parts

JOHN DEERE LAWN & GARDEN PRODUCTS

GARDEN TRACTORS

Select Series X500 Multi-Terrain Tractor Less Deck, California Model

Continued

CODE	ATTACHMENT IDENTIFIER	DESCRIPTION	SUGGESTED LIST PRICE USD (\$)
		ATTACHMENTS FOR FIELD CONVERSION Continued...	
	AM136692	Winter Grill Cover <i>Used on MY2006 Model X500 (Serial -020000), X520, and MY2006-2010 X534 (serial 010001-060000).</i>	See Parts
	SKU23030	Tillers: 30 in Mechanical Tiller (X500, X520, X530, X540) <i>See Sales Manual for Ballast Requirements.</i>	1,689.00
	BM17972	Weights: 50 Lb. Cast Iron Wheel Weight (1)	128.40
	BM17976	50 Lb. Wheel Weight, Rear Plastic (1) with Mounting Hardware	66.34
	BM17977	Mounting Hardware (1) for Attaching Two 50 lb. Weights to 23 In., 24 In. or 26 In. Tires	20.33
	R66949	Quik-Tatch Weight, 42 Lb.	62.06
	BM23621	Weight Bracket, Front (X300/X500 M-T) <i>Allows installation of R66949 Quik-Tatch Weights. Used on X300s, MY2007- Model X500 (serial 020001-), X530, and MY2011- X534 (serial 060001-).</i>	58.86
	BM17964	Wheel Weight (Cast Iron, Front, 30 Lb. 8 In.) <i>For Use on Steered Wheel.</i>	101.66
	BM17978	Wheel Weight Mounting Hardware (1) for Attaching Front Wheel Weight	10.70
	BM18434	Wheels and Tires Rear: 23x10.50-12 In. 4 PR Bar Tires (Rear Pair)	339.19
	BM21977	24X12.00-12 In. 2PR HDAP Tires (Rear Pair)	371.29
	BM21516	24X12.00-12 In. Turf Tires 2PR (Rear)	339.19

SERVICE CONTRACTS - RESIDENTIAL OWNERS/USE

Visit <http://www.JohnDeere.com/ServicePlans> for more information on John Deere Service Contracts. May not be Available in Parts of the U.S., Not Available in Canada. Price may vary due to driving distance and/or time from machine to dealership location.

John Deere Extended Service Plan - 5-Year Option <i>5-year extended service plan. (1- year of extended service protection); 5-years of warranty transportation.</i>	499.99
--	--------

John Deere Extended Service Plan - 6-Year Option <i>6-year extended service plan. (2- years of extended service protection); 6-years of warranty transportation.</i>	629.99
---	--------

JOHN DEERE LAWN & GARDEN PRODUCTS

GARDEN TRACTORS

Signature Series X710 Tractor Less Deck Equipment for Base Machine

Signature Series X710 Tractor
POWER SYSTEM:
22 HP *(16.4 kw)
V-Twin Liquid Cooled
Overhead Valves
Full Pressure Lubrication
System with Replaceable Oil
Filter
Rubber Mounted Isolated Engine
Dry Type Air Filter and
Precleaner
5.2 Gallon (19.7 L) Fuel
Tank Capacity
INTEGRATED TRANSAXLE:
2 Pedal Foot Controlled
Hydrostatic Transmission
Internal Wet Disk Brakes
Internal Hydraulic PTO Clutch
with Modulated PTO Engagement
Traction Assist
2-wheel drive
STEERING:
Hydraulic Power Steering
6 Position Tilt Steering Wheel
OPERATOR STATION:
Illuminated Dash with Gauges

and Lights
Hourmeter
Coolant Temperature
Fuel Level
Oil Pressure Light
Battery Charge Light
Park Brake Light
21-in. High Back Seat with
Coil Spring Suspension
7 In. Slide Rail Seat Adjustment
14 Position Adjustable Seat
Cruise Control
Reverse Implement Option (RIO)
ELECTRICAL:
12V Electric Start
20 Amp Regulated Alternator
340 CCA Battery
Halogen Headlights, Tail Lights
Rear Work and Backup Lights
Seat, PTO and Brake
Interlock Switch
IMPLEMENT LIFT:
"From the Seat" Mower Cut Height
Adjustment
Hydraulic with 2 Spool Control
Valve

FRAME AND FRONT AXLE:
Robotic MIG Welded Frame
Frame Sides .18 In. (4.6 mm)
Thick
Built-In Front Bumper Accepts
Four "Quik-Tatch" Weights
Nodular Cast Iron Front Axle
1 In. (25 mm) Front Spindles
Built-In Front Receiver Hitch
18x8.50-8 4 PR Front Turf Tires
26x12.00-12 2 PR Rear Turf
Tires
*Engine HP is Provided by the
Engine Manufacturer to be Used
for Comparison Purposes Only,
Actual Operating HP will be
Less.

CODE	ATTACHMENT IDENTIFIER	DESCRIPTION	SUGGESTED LIST PRICE USD (\$)
------	--------------------------	-------------	-------------------------------------

Select One Code From Each Required Category

Signature Series X710 Tractor Less Deck

F.O.B. Janesville, Wisconsin

5801M	Signature Series X710 Tractor Less Deck	8,699.00
-------	---	----------

DESTINATION

001A	United States and Canada	In Base Price
001C	Australia and New Zealand	Same Price
001D	Other	Same Price

ATTACHMENTS FOR FIELD CONVERSION

Carts / Hitches:		
BM23989	Drawbar, 1.25 In. (38mm)	35.31
Engine:		
AM108146	Spark Arrester Screen for Muffler	See Parts
Fenders:		
BM24429	Front Fender Kit (X710, X730, X750)	151.94
Front Hitch:		
BM19782	Front Quick-Hitch and Hydraulic Lift (X400/X500 HDGT's, X700's)	692.29

JOHN DEERE LAWN & GARDEN PRODUCTS
GARDEN TRACTORS

Signature Series X710 Tractor Less Deck
Continued

CODE	ATTACHMENT IDENTIFIER	DESCRIPTION	SUGGESTED LIST PRICE USD (\$)
ATTACHMENTS FOR FIELD CONVERSION Continued...			
		Front PTO:	
BM24361		2000 RPM Mid-to-Front PTO Kit, 2WD (X400 HDGT's, X700's) <i>For Homologation Tractors, also Order BM20966 Front PTO Shield. Required to Meet Homologation Standards. Not Required for CE.</i>	298.53
		Hitch:	
BM17327		3-Point Hitch (Category 0)	634.51
BM23882		3-Pt. Hitch, Category 1 (X400/X500 HDGT's, X700's)	634.51
BM23883		Adaptor Kit, X400/X500 HDGT 3-Point Hitch on X700's <i>Converts a BM21263 (X400/X500 Cat 1) or BM17327 (Cat 0) for use on X700s.</i>	78.11
BM20877		Rear Receiver Hitch Kit	43.87
LVU12858		iMatch Quick Hitch Bushings	See Parts
LVB25976		iMatch Quick Hitch Category 1 with adjustable top hook	350.90
		Hydraulics:	
BM20837		Hydraulic Angling (X400/X500 HDGT's, X700's)	212.93
BM20761		Hydraulic Coupler Kit <i>Required on X700, X710, X465, X475 and 425 Tractors.</i>	54.57
AM134625		Hydraulic Cylinder Lockout Valve	See Parts
BM20896		Hydraulic Retro Kit	28.89
		Miscellaneous:	
BM23588		540 RPM Rear PTO Drive (X700's Starting June 2010 production and beyond-) <i>For use on X700 Series Tractors produced after mid-June 2010 when new-pitch gears entered production. See sales manual for tractor serial number break and/or verify that the transmission serial number starts with K00.</i>	960.86
BM21914		540 RPM Rear PTO Drive (X400/X500 HDGTs, X700's -June 2010 production) <i>For use on X400/X500 HDGTs and X700 Series Tractors produced through mid-June 2010. See Sales Manual for tractor serial number break and/or verify that the transmission serial number starts with K02 or K03. When used on MY2005 and older X400 and X500 HDGTs, also order AM120840 Module.</i>	960.86
BM24426		Arm Rest kit	189.39
BM21332		Attaching Parts for Deluxe High-Back Seat	146.59
BM24425		Auxiliary Alternator Kit (X710, X730, X734, X738, X739, X700, X720, X724, X728, X729, X475, X485, X575, X585) <i>Supplements Standard 20 Amp Alternator. Recommended with Heated Cabs.</i>	388.41
AM36786		Battery Charger (110 Volt)	See Parts
BM20714		Click-N-Go Bracket (X400/X500 HDGT's, X700's)	112.36
BM21490		Deluxe High-Back Seat <i>Requires BM21332, Attaching Parts when Installing on a Non-Special Edition Tractor.</i>	554.26

JOHN DEERE LAWN & GARDEN PRODUCTS
GARDEN TRACTORS

Signature Series X710 Tractor Less Deck
Continued

CODE	ATTACHMENT IDENTIFIER	DESCRIPTION	SUGGESTED LIST PRICE USD (\$)
		ATTACHMENTS FOR FIELD CONVERSION Continued...	
	BM20880	Front Brush Guard Kit (X700, X720, X724, X728, X729, X740, X744, X748, X749)	249.31
	BM24375	Front Brush Guard Kit (X710, X730, X734, X738, X739, X750, X744, X788)	249.31
	BM20753	Front Light Kit	207.59
	M150364	Wheel Cover, 12 In. (Chrome)	See Parts
	M114663	Wheel Cover, 12 In. (Yellow Plastic)	See Parts
	M150362	Wheel Cover, 8 In. (Chrome)	See Parts
		Order Zone:	
	LP3301	125 lb. Select Series Mounted Electric Broadcast Spreader	In Catalog
	LP54000	54 In. Tractor Shovel <i>Requires 54 In. Front Blade. Go to Order Zone for Specific Requirements.</i>	In Catalog
	LPJD400	Bucket (5 gallon)	In Catalog
	LPJD301	Bucket Holder (Double)	In Catalog
		Seats / Wheels / Tires:	
	TY15958	Tire Chains (Pair) for 26x12-12 Tires	See Parts
		Weights:	
	BM17972	50 Lb. Cast Iron Wheel Weight (1)	128.40
	BM17976	50 Lb. Wheel Weight, Rear Plastic (1) with Mounting Hardware	66.34
	BM17973	72 Lb. Cast Iron Starter Wheel Weight (1)	181.90
	BM24363	9-Weight Front Weight Bracket <i>For X400/X500 HDGT's, X700's</i>	188.31
	BW14313	Ballast Box (Category 1, 3-Pt. Hitch)	315.66
	BM20715	Ballast Box (Click-N-Go) (X400/X500 HDGT's, X700's) <i>Requires BM20714 Click-N-Go Bracket.</i>	283.56
	BM18101	Mounting Hardware (1) for Attaching 72 Lb. Starter Weight and (2) 50 Lb. Cast Iron Weights on 26 In. Tire	28.89
	BM18089	Mounting Hardware (1) for Attaching 72 Lb. Starter Weight on 26x12-12 Tire	21.40
	BM17977	Mounting Hardware (1) for Attaching Two 50 lb. Weights to 23 In., 24 In. or 26 In. Tires	20.33
	R66949	Quik-Tatch Weight, 42 Lb.	62.06
	BM20779	Rear Click-N-Go Weight Bracket (X400/X500 HDGT's, X700's) <i>Requires BM20714 Click-N-Go Bracket.</i>	156.21
	BM17964	Wheel Weight (Cast Iron, Front, 30 Lb. 8 In.) <i>For Use on Steered Wheel.</i>	101.66

JOHN DEERE LAWN & GARDEN PRODUCTS
GARDEN TRACTORS

Signature Series X710 Tractor Less Deck
Continued

CODE	ATTACHMENT IDENTIFIER	DESCRIPTION	SUGGESTED LIST PRICE USD (\$)
		ATTACHMENTS FOR FIELD CONVERSION Continued...	
	BM17978	Wheel Weight Mounting Hardware (1) for Attaching Front Wheel Weight	10.70
		Wheels and Tires Front:	
	BM20954	18x8.50-10 In. 4 PR Turf (R3) Front Tires <i>For X728, X729, X748, X749 and X500 HDGT's.</i>	286.76
		Wheels and Tires Rear:	
	BM18369	26X12.00-12 In. 4PR Bar Tires (Rear) <i>Use with Two Wheel Steer Only.</i>	640.93
	BM22425	26x12.0-12 In. 2PR HDAP Tires (Rear) <i>Accommodates SKU22260 60-in 7-Iron Mower Deck. Use with Two Wheel Steer Only. Available Feb 2007.</i>	622.74
	BM18370	26x12.00-12 In. 2 PR Turf Tires (Rear)	486.86

SERVICE CONTRACTS - RESIDENTIAL OWNERS/USE

Visit <http://www.JohnDeere.com/ServicePlans> for more information on John Deere Service Contracts. May not be Available in Parts of the U.S., Not Available in Canada. Price may vary due to driving distance and/or time from machine to dealership location.

John Deere Extended Service Plan - 5-Year Option <i>5-year extended service plan. (1- year of extended service protection); 5-years of warranty transportation.</i>	599.99
John Deere Extended Service Plan - 6-Year Option <i>6-year extended service plan. (2- years of extended service protection); 6-years of warranty transportation.</i>	729.99

JOHN DEERE LAWN & GARDEN PRODUCTS

GARDEN TRACTORS

Signature Series X730 Tractor Less Deck Equipment for Base Machine

Signature Series X730 Tractor
POWER SYSTEM:
25.5 HP *(19 kw)
V-Twin Liquid Cooled
Electronic Fuel Injection
Overhead Valves
Full Pressure Lubrication
System with Replaceable Oil
Filter
Rubber Mounted Isolated Engine
Dry Type Air Filter and
Precleaner
5.2 Gallon (19.7 L) Fuel
Tank Capacity
INTEGRATED TRANSAXLE:
2 Pedal Foot Controlled
Hydrostatic Transmission
Internal Wet Disk Brakes
Internal Hydraulic PTO Clutch
with Modulated PTO Engagement
Traction Assist
2-wheel drive
STEERING:
Hydraulic Power Steering
6 Position Tilt Steering Wheel
OPERATOR STATION:
Illuminated Dash with Gauges

and Lights
Hourmeter
Coolant Temperature
Fuel Level
Oil Pressure Light
Battery Charge Light
Park Brake Light
21-In. Professional High Back
Seat with 4-Bar suspension
7 In. Slide Rail Seat Adjustment
14 Position Adjustable Seat
Cruise Control
Reverse Implement Option (RIO)
ELECTRICAL:
12V Electric Start
20 Amp Regulated Alternator
340 CCA Battery
Halogen Headlights, Tail Lights
Rear Work and Backup Lights
Seat, PTO and Brake
Interlock Switch
IMPLEMENT LIFT:
"From the Seat" Mower Cut Height
Adjustment
Hydraulic with 2 Spool Control
Valve
4 Hydraulic Outlet Couplers

FRAME AND FRONT AXLE:
Robotic MIG Welded Frame
Frame Sides .18 In. (4.6 mm)
Thick
Built-In Front Bumper Accepts
Four "Quik-Tatch" Weights
Nodular Cast Iron Front Axle
1 In. (25 mm) Front Spindles
Built-In Front Receiver Hitch
18x8.50-8 4 PR Front Turf Tires
26x12.00-12 2 PR Rear Turf
Tires
*Engine HP is Provided by the
Engine Manufacturer to be Used
for Comparison Purposes Only,
Actual Operating HP will be
Less.

CODE	ATTACHMENT IDENTIFIER	DESCRIPTION	SUGGESTED LIST PRICE USD (\$)
------	--------------------------	-------------	-------------------------------------

Select One Code From Each Required Category

Signature Series X730 Tractors Less Deck

F.O.B. Janesville, Wisconsin

5811M	Signature Series X730 Tractor Less Deck	9,299.00
-------	---	----------

DESTINATION

001A	United States and Canada	In Base Price
001C	Australia and New Zealand	Same Price
001D	Other	Same Price

ATTACHMENTS FOR FIELD CONVERSION

	Carts / Hitches: BM23989 Drawbar, 1.25 In. (38mm)	35.31
	Engine: AM108146 Spark Arrester Screen for Muffler	See Parts
	Fenders: BM24429 Front Fender Kit (X710, X730, X750)	151.94
	Front Hitch: BM19782 Front Quick-Hitch and Hydraulic Lift (X400/X500 HDGT's, X700's)	692.29

Front PTO:

JOHN DEERE LAWN & GARDEN PRODUCTS
GARDEN TRACTORS

Signature Series X730 Tractor Less Deck
Continued

CODE	ATTACHMENT IDENTIFIER	DESCRIPTION	SUGGESTED LIST PRICE USD (\$)
		ATTACHMENTS FOR FIELD CONVERSION Continued...	
BM24361		2000 RPM Mid-to-Front PTO Kit, 2WD (X400 HDGT's, X700's) <i>For Homologation Tractors, also Order BM20966 Front PTO Shield. Required to Meet Homologation Standards. Not Required for CE.</i>	298.53
BM17327		Hitch: 3-Point Hitch (Category 0)	634.51
BM23882		3-Pt. Hitch, Category 1 (X400/X500 HDGT's, X700's)	634.51
BM23883		Adaptor Kit, X400/X500 HDGT 3-Point Hitch on X700's <i>Converts a BM21263 (X400/X500 Cat 1) or BM17327 (Cat 0) for use on X700s.</i>	78.11
BM20877		Rear Receiver Hitch Kit	43.87
LVU12858		iMatch Quick Hitch Bushings	See Parts
LVB25976		iMatch Quick Hitch Category 1 with adjustable top hook	350.90
BM20837		Hydraulics: Hydraulic Angling (X400/X500 HDGT's, X700's)	212.93
BM20761		Hydraulic Coupler Kit <i>Required on X700, X710, X465, X475 and 425 Tractors.</i>	54.57
AM134625		Hydraulic Cylinder Lockout Valve	See Parts
BM20896		Hydraulic Retro Kit	28.89
BM23588		Miscellaneous: 540 RPM Rear PTO Drive (X700's Starting June 2010 production and beyond-) <i>For use on X700 Series Tractors produced after mid-June 2010 when new-pitch gears entered production. See sales manual for tractor serial number break and/or verify that the transmission serial number starts with K00.</i>	960.86
BM21914		540 RPM Rear PTO Drive (X400/X500 HDGTs, X700's -June 2010 production) <i>For use on X400/X500 HDGTs and X700 Series Tractors produced through mid-June 2010. See Sales Manual for tractor serial number break and/or verify that the transmission serial number starts with K02 or K03. When used on MY2005 and older X400 and X500 HDGTs, also order AM120840 Module.</i>	960.86
BM24426		Arm Rest kit	189.39
BM21332		Attaching Parts for Deluxe High-Back Seat	146.59
BM24425		Auxiliary Alternator Kit (X710, X730, X734, X738, X739, X700, X720, X724, X728, X729, X475, X485, X575, X585) <i>Supplements Standard 20 Amp Alternator. Recommended with Heated Cabs.</i>	388.41
AM36786		Battery Charger (110 Volt)	See Parts
BM20714		Click-N-Go Bracket (X400/X500 HDGT's, X700's)	112.36
BM21490		Deluxe High-Back Seat <i>Requires BM21332, Attaching Parts when Installing on a Non-Special Edition Tractor.</i>	554.26
BM20880		Front Brush Guard Kit (X700, X720, X724, X728, X729, X740, X744, X748, X749)	249.31

JOHN DEERE LAWN & GARDEN PRODUCTS
GARDEN TRACTORS

Signature Series X730 Tractor Less Deck
Continued

CODE	ATTACHMENT IDENTIFIER	DESCRIPTION	SUGGESTED LIST PRICE USD (\$)
		ATTACHMENTS FOR FIELD CONVERSION Continued...	
	BM24375	Front Brush Guard Kit (X710, X730, X734, X738, X739, X750, X744, X788)	249.31
	BM20753	Front Light Kit	207.59
	M150363	Wheel Cover, 10 In. (Chrome)	See Parts
	M150364	Wheel Cover, 12 In. (Chrome)	See Parts
	M114663	Wheel Cover, 12 In. (Yellow Plastic)	See Parts
	M150362	Wheel Cover, 8 In. (Chrome)	See Parts
		Order Zone:	
	LP3301	125 lb. Select Series Mounted Electric Broadcast Spreader	In Catalog
	LP54000	54 In. Tractor Shovel <i>Requires 54 In. Front Blade. Go to Order Zone for Specific Requirements.</i>	In Catalog
	LPJD400	Bucket (5 gallon)	In Catalog
	LPJD301	Bucket Holder (Double)	In Catalog
		Seats / Wheels / Tires:	
	TY15958	Tire Chains (Pair) for 26x12-12 Tires	See Parts
		Weights:	
	BM17972	50 Lb. Cast Iron Wheel Weight (1)	128.40
	BM17976	50 Lb. Wheel Weight, Rear Plastic (1) with Mounting Hardware	66.34
	BM17973	72 Lb. Cast Iron Starter Wheel Weight (1)	181.90
	BM24363	9-Weight Front Weight Bracket <i>For X400/X500 HDGT's, X700's</i>	188.31
	BW14313	Ballast Box (Category 1, 3-Pt. Hitch)	315.66
	BM20715	Ballast Box (Click-N-Go) (X400/X500 HDGT's, X700's) <i>Requires BM20714 Click-N-Go Bracket.</i>	283.56
	BM18101	Mounting Hardware (1) for Attaching 72 Lb. Starter Weight and (2) 50 Lb. Cast Iron Weights on 26 In. Tire	28.89
	BM18089	Mounting Hardware (1) for Attaching 72 Lb. Starter Weight on 26x12-12 Tire	21.40
	BM17977	Mounting Hardware (1) for Attaching Two 50 lb. Weights to 23 In., 24 In. or 26 In. Tires	20.33
	R66949	Quik-Tatch Weight, 42 Lb.	62.06
	BM20779	Rear Click-N-Go Weight Bracket (X400/X500 HDGT's, X700's) <i>Requires BM20714 Click-N-Go Bracket.</i>	156.21
	BM17964	Wheel Weight (Cast Iron, Front, 30 Lb. 8 In.) <i>For Use on Steered Wheel.</i>	101.66

JOHN DEERE LAWN & GARDEN PRODUCTS
GARDEN TRACTORS

Signature Series X730 Tractor Less Deck
Continued

CODE	ATTACHMENT IDENTIFIER	DESCRIPTION	SUGGESTED LIST PRICE USD (\$)
		ATTACHMENTS FOR FIELD CONVERSION Continued...	
	BM17978	Wheel Weight Mounting Hardware (1) for Attaching Front Wheel Weight	10.70
		Wheels and Tires Front:	
	BM20954	18x8.50-10 In. 4 PR Turf (R3) Front Tires <i>For X728, X729, X748, X749 and X500 HDGT's.</i>	286.76
		Wheels and Tires Rear:	
	BM18369	26X12.00-12 In. 4PR Bar Tires (Rear) <i>Use with Two Wheel Steer Only.</i>	640.93
	BM22425	26x12.0-12 In. 2PR HDAP Tires (Rear) <i>Accommodates SKU22260 60-in 7-Iron Mower Deck. Use with Two Wheel Steer Only. Available Feb 2007.</i>	622.74
	BM18370	26x12.00-12 In. 2 PR Turf Tires (Rear)	486.86

SERVICE CONTRACTS - RESIDENTIAL OWNERS/USE

Visit <http://www.JohnDeere.com/ServicePlans> for more information on John Deere Service Contracts. May not be Available in Parts of the U.S., Not Available in Canada. Price may vary due to driving distance and/or time from machine to dealership location.

John Deere Extended Service Plan - 5-Year Option
*5-year extended service plan. (1- year of extended service protection);
5-years of warranty transportation.*

599.99

John Deere Extended Service Plan - 6-Year Option
*6-year extended service plan. (2- years of extended service protection);
6-years of warranty transportation.*

729.99

JOHN DEERE LAWN & GARDEN PRODUCTS

GARDEN TRACTORS

Signature Series X734 4-Wheel Steer Tractor Less Deck Equipment for Base Machine

Signature Series X734 4-Wheel Steer Tractor
POWER SYSTEM:
25.5 HP *(19 kw)
V-Twin Liquid Cooled
Electronic Fuel Injection
Overhead Valves
Full Pressure Lubrication
System with Replaceable Oil
Filter
Rubber Mounted Isolated Engine
Dry Type Air Filter and
Precleaner
5.2 Gallon (19.7 L) Fuel
Tank Capacity
INTEGRATED TRANSAXLE:
2 Pedal Foot Controlled
Hydrostatic Transmission
Internal Wet Disk Brakes
Internal Hydraulic PTO Clutch
with Modulated PTO Engagement
Traction Assist
2-wheel drive
STEERING:
Hydraulic Power Steering
6 Position Tilt Steering Wheel
OPERATOR STATION:

Illuminated Dash with Gauges and
Lights
Hourmeter
Coolant Temperature
Fuel Level
Oil Pressure Light
Battery Charge Light
Park Brake Light
21-In. Professional High Back
Seat
with 4-Bar suspension
7 In. Slide Rail Seat Adjustment
14 Position Adjustable Seat
Cruise Control
Reverse Implement Option (RIO)
ELECTRICAL:
12V Electric Start
20 Amp Regulated Alternator
340 CCA Battery
Halogen Headlights, Tail Lights
Rear Work and Backup Lights
Seat, PTO and Brake
Interlock Switch
IMPLEMENT LIFT:
"From the Seat" Mower Cut Height
Adjustment
Hydraulic with 2 Spool Control

Valve
4 Hydraulic Outlet Couplers
FRAME AND FRONT AXLE:
Robotic MIG Welded Frame
Frame Sides .18 In. (4.6 mm)
Thick
Built-In Front Bumper Accepts
Four "Quik-Tatch" Weights
Nodular Cast Iron Front Axle
1 In. (25 mm) Front Spindles
Built-In Front Receiver Hitch
18x7.00-8 4 PR Front Turf Tires
26x10.50-12 2 PR Rear Turf Tires
*Engine HP is Provided by the
Engine Manufacturer to be Used
for Comparison Purposes Only,
Actual Operating HP will be
Less.

CODE	ATTACHMENT IDENTIFIER	DESCRIPTION	SUGGESTED LIST PRICE USD (\$)
------	--------------------------	-------------	-------------------------------------

Select One Code From Each Required Category

Signature Series X734 Tractors Less Deck

F.O.B. Janesville, Wisconsin

5821M	Signature Series X734 4-Wheel Steer Tractor Less Deck	10,299.00
-------	---	-----------

DESTINATION

001A	United States and Canada	In Base Price
001C	Australia and New Zealand	Same Price
001D	Other	Same Price

ATTACHMENTS FOR FIELD CONVERSION

Carts / Hitches:		
BM23989	Drawbar, 1.25 In. (38mm)	35.31
Engine:		
AM108146	Spark Arrester Screen for Muffler	See Parts
Front Hitch:		
BM19782	Front Quick-Hitch and Hydraulic Lift (X400/X500 HDGT's, X700's)	692.29

JOHN DEERE LAWN & GARDEN PRODUCTS
GARDEN TRACTORS

Signature Series X734 4-Wheel Steer Tractor Less Deck
Continued

CODE	ATTACHMENT IDENTIFIER	DESCRIPTION	SUGGESTED LIST PRICE USD (\$)
ATTACHMENTS FOR FIELD CONVERSION Continued...			
		Front PTO:	
BM24361		2000 RPM Mid-to-Front PTO Kit, 2WD (X400 HDGT's, X700's) <i>For Homologation Tractors, also Order BM20966 Front PTO Shield. Required to Meet Homologation Standards. Not Required for CE.</i>	298.53
		Hitch:	
BM17327		3-Point Hitch (Category 0)	634.51
BM23882		3-Pt. Hitch, Category 1 (X400/X500 HDGT's, X700's)	634.51
BM23883		Adaptor Kit, X400/X500 HDGT 3-Point Hitch on X700's <i>Converts a BM21263 (X400/X500 Cat 1) or BM17327 (Cat 0) for use on X700s.</i>	78.11
BM20877		Rear Receiver Hitch Kit	43.87
LVU12858		iMatch Quick Hitch Bushings	See Parts
LVB25976		iMatch Quick Hitch Category 1 with adjustable top hook	350.90
		Hydraulics:	
BM20837		Hydraulic Angling (X400/X500 HDGT's, X700's)	212.93
BM20761		Hydraulic Coupler Kit <i>Required on X700, X710, X465, X475 and 425 Tractors.</i>	54.57
BM20896		Hydraulic Retro Kit	28.89
		Miscellaneous:	
BM23588		540 RPM Rear PTO Drive (X700's Starting June 2010 production and beyond-) <i>For use on X700 Series Tractors produced after mid-June 2010 when new-pitch gears entered production. See sales manual for tractor serial number break and/or verify that the transmission serial number starts with K00.</i>	960.86
BM21914		540 RPM Rear PTO Drive (X400/X500 HDGTs, X700's -June 2010 production) <i>For use on X400/X500 HDGTs and X700 Series Tractors produced through mid-June 2010. See Sales Manual for tractor serial number break and/or verify that the transmission serial number starts with K02 or K03. When used on MY2005 and older X400 and X500 HDGTs, also order AM120840 Module.</i>	960.86
BM24426		Arm Rest kit	189.39
BM21332		Attaching Parts for Deluxe High-Back Seat	146.59
BM24425		Auxiliary Alternator Kit (X710, X730, X734, X738, X739, X700, X720, X724, X728, X729, X475, X485, X575, X585) <i>Supplements Standard 20 Amp Alternator. Recommended with Heated Cabs.</i>	388.41
AM36786		Battery Charger (110 Volt)	See Parts
BM20714		Click-N-Go Bracket (X400/X500 HDGT's, X700's)	112.36
BM21490		Deluxe High-Back Seat <i>Requires BM21332, Attaching Parts when Installing on a Non-Special Edition Tractor.</i>	554.26
BM20880		Front Brush Guard Kit (X700, X720, X724, X728, X729, X740, X744, X748, X749)	249.31

JOHN DEERE LAWN & GARDEN PRODUCTS
GARDEN TRACTORS

Signature Series X734 4-Wheel Steer Tractor Less Deck
Continued

CODE	ATTACHMENT IDENTIFIER	DESCRIPTION	SUGGESTED LIST PRICE USD (\$)
		ATTACHMENTS FOR FIELD CONVERSION Continued...	
	BM24375	Front Brush Guard Kit (X710, X730, X734, X738, X739, X750, X744, X788)	249.31
	BM20753	Front Light Kit	207.59
	TY25326	Tire Chains for 26x10.50-12 Turf Drive Tires <i>For all Wheel Steer Tractors.</i>	See Parts
	M150364	Wheel Cover, 12 In. (Chrome)	See Parts
	M114663	Wheel Cover, 12 In. (Yellow Plastic)	See Parts
	M150362	Wheel Cover, 8 In. (Chrome)	See Parts
		Order Zone:	
	LP3301	125 lb. Select Series Mounted Electric Broadcast Spreader	In Catalog
	LP54000	54 In. Tractor Shovel <i>Requires 54 In. Front Blade. Go to Order Zone for Specific Requirements.</i>	In Catalog
		Weights:	
	BM17972	50 Lb. Cast Iron Wheel Weight (1)	128.40
	BM24363	9-Weight Front Weight Bracket <i>For X400/X500 HDGT's, X700's</i>	188.31
	BW14313	Ballast Box (Category 1, 3-Pt. Hitch)	315.66
	BM20715	Ballast Box (Click-N-Go) (X400/X500 HDGT's, X700's) <i>Requires BM20714 Click-N-Go Bracket.</i>	283.56
	BM17977	Mounting Hardware (1) for Attaching Two 50 lb. Weights to 23 In., 24 In. or 26 In. Tires	20.33
	BM18094	Mounting Hardware (1), for Attaching 1 Wheel Weight. 4-Wheel Steer Only.	21.40
	R66949	Quik-Tatch Weight, 42 Lb.	62.06
	BM20779	Rear Click-N-Go Weight Bracket (X400/X500 HDGT's, X700's) <i>Requires BM20714 Click-N-Go Bracket.</i>	156.21
	BM17964	Wheel Weight (Cast Iron, Front, 30 Lb. 8 In.) <i>For Use on Steered Wheel.</i>	101.66
	BM17978	Wheel Weight Mounting Hardware (1) for Attaching Front Wheel Weight	10.70
		Wheels and Tires Rear:	
	BM20955	26x10.50-12 In. 2 PR Turf Tires (Rear) (4-Wheel Steer Only)	486.86

SERVICE CONTRACTS - RESIDENTIAL OWNERS/USE

Visit <http://www.JohnDeere.com/ServicePlans> for more information on John Deere Service Contracts. May not be Available in Parts of the U.S., Not Available in Canada. Price may vary due to driving distance and/or time from machine to dealership location.

JOHN DEERE LAWN & GARDEN PRODUCTS
GARDEN TRACTORS

Signature Series X734 4-Wheel Steer Tractor Less Deck
Continued

CODE	ATTACHMENT IDENTIFIER	DESCRIPTION	SUGGESTED LIST PRICE USD (\$)
SERVICE CONTRACTS - RESIDENTIAL OWNERS/USE			
Continued...			
		John Deere Extended Service Plan - 5-Year Option <i>5-year extended service plan. (1- year of extended service protection); 5-years of warranty transportation.</i>	599.99
		John Deere Extended Service Plan - 6-Year Option <i>6-year extended service plan. (2- years of extended service protection); 6-years of warranty transportation.</i>	729.99

JOHN DEERE LAWN & GARDEN PRODUCTS

GARDEN TRACTORS

Signature Series X738 Full Time 4-Wheel Drive Tractor Less Deck Equipment for Base Machine

Signature Series X738 Tractor
with HDAP Tires
POWER SYSTEM:
25.5 HP *(19 kw)
V-Twin Liquid Cooled
Electronic Fuel Injection
Overhead Valves
Full Pressure Lubrication
System with Replaceable Oil
Filter
Rubber Mounted Isolated Engine
Dry Type Air Filter and
Precleaner
5.2 Gallon (19.7 L) Fuel
INTEGRATED TRANSAXLE:
2 Pedal Foot Controlled
Hydrostatic Transmission
Internal Wet Disk Brakes
Internal Hydraulic PTO Clutch
with Modulated PTO Engagement
Traction Assist
Full Time 4-Wheel Drive
STEERING:
Hydraulic Power Steering
6 Position Tilt Steering Wheel
OPERATOR STATION:
Illuminated Dash with

Gauges and Lights
Hourmeter
Coolant Temperature
Fuel Level
Oil Pressure Light
Battery Charge Light
Park Brake Light
21-In. Professional High Back
Seat with 4-Bar suspension
7 In. Slide Rail Seat Adjustment
14 Position Adjustable Seat
Cruise Control
Reverse Implement Option (RIO)
ELECTRICAL:
12V Electric Start
20 Amp Regulated Alternator
340 CCA Battery
Halogen Headlights, Tail Lights
Rear Work and Backup Lights
Seat, PTO and Brake
Interlock Switch
IMPLEMENT LIFT:
"From the Seat" Mower Cut Height
Adjustment
Hydraulic with 2 Spool Control
Valve
4 Hydraulic Outlet Couplers

FRAME AND FRONT AXLE:
Robotic MIG Welded Frame
Frame Sides .18 In. (4.6 mm)
Thick
Built-In Front Bumper Accepts
Four "Quik-Tatch" Weights
Nodular Cast Iron Front Axle
1 In. (25 mm) Front Spindles
Built-In Front Receiver Hitch
18x8.50-10 4 PR Front HDAP Tires
26x12.00-12 2 PR Rear HDAP Tires
*Engine HP is Provided by the
Engine Manufacturer to be Used
for Comparison Purposes Only,
Actual Operating HP will be
Less.

CODE	ATTACHMENT IDENTIFIER	DESCRIPTION	SUGGESTED LIST PRICE USD (\$)
------	--------------------------	-------------	-------------------------------------

Select One Code From Each Required Category

Signature Series X738 Tractor with HDAP Tires Less Deck

F.O.B. Janesville, Wisconsin

5831M	Signature Series X738 Full Time 4-Wheel Drive Tractor Less Deck	10,899.00
-------	---	-----------

DESTINATION

001A	United States and Canada	In Base Price
001C	Australia and New Zealand	Same Price
001D	Other	Same Price

ATTACHMENTS FOR FIELD CONVERSION

Carts / Hitches:		
BM23989	Drawbar, 1.25 In. (38mm)	35.31
Engine:		
AM108146	Spark Arrester Screen for Muffler	See Parts
Fenders:		
BM24430	Front Fender Kit (X738, X739, X758)	151.94
Front Hitch:		
BM19782	Front Quick-Hitch and Hydraulic Lift (X400/X500 HDGT's, X700's)	692.29

Front PTO:

JOHN DEERE LAWN & GARDEN PRODUCTS
GARDEN TRACTORS

Signature Series X738 Full Time 4-Wheel Drive Tractor Less Deck
Continued

CODE	ATTACHMENT IDENTIFIER	DESCRIPTION	SUGGESTED LIST PRICE USD (\$)
		ATTACHMENTS FOR FIELD CONVERSION Continued...	
BM24362		4WD 2000 RPM Front PTO (X500 HDGT's, X700's) <i>For European RII Homologation Tractors, also Order BM20978 Front PTO Shield. Required to Meet Homologation Standards. Not Required for CE.</i>	298.53
BM17327		Hitch: 3-Point Hitch (Category 0)	634.51
BM23882		3-Pt. Hitch, Category 1 (X400/X500 HDGT's, X700's)	634.51
BM23883		Adaptor Kit, X400/X500 HDGT 3-Point Hitch on X700's <i>Converts a BM21263 (X400/X500 Cat 1) or BM17327 (Cat 0) for use on X700s.</i>	78.11
BM20877		Rear Receiver Hitch Kit	43.87
LVU12858		iMatch Quick Hitch Bushings	See Parts
LVB25976		iMatch Quick Hitch Category 1 with adjustable top hook	350.90
BM20837		Hydraulics: Hydraulic Angling (X400/X500 HDGT's, X700's)	212.93
BM20761		Hydraulic Coupler Kit <i>Required on X700, X710, X465, X475 and 425 Tractors.</i>	54.57
AM134625		Hydraulic Cylinder Lockout Valve	See Parts
BM20896		Hydraulic Retro Kit	28.89
BM23588		Miscellaneous: 540 RPM Rear PTO Drive (X700's Starting June 2010 production and beyond-) <i>For use on X700 Series Tractors produced after mid-June 2010 when new-pitch gears entered production. See sales manual for tractor serial number break and/or verify that the transmission serial number starts with K00.</i>	960.86
BM21914		540 RPM Rear PTO Drive (X400/X500 HDGTs, X700's -June 2010 production) <i>For use on X400/X500 HDGTs and X700 Series Tractors produced through mid-June 2010. See Sales Manual for tractor serial number break and/or verify that the transmission serial number starts with K02 or K03. When used on MY2005 and older X400 and X500 HDGTs, also order AM120840 Module.</i>	960.86
BM24426		Arm Rest kit	189.39
BM21332		Attaching Parts for Deluxe High-Back Seat	146.59
BM24425		Auxiliary Alternator Kit (X710, X730, X734, X738, X739, X700, X720, X724, X728, X729, X475, X485, X575, X585) <i>Supplements Standard 20 Amp Alternator. Recommended with Heated Cabs.</i>	388.41
AM36786		Battery Charger (110 Volt)	See Parts
BM20714		Click-N-Go Bracket (X400/X500 HDGT's, X700's)	112.36
BM21490		Deluxe High-Back Seat <i>Requires BM21332, Attaching Parts when Installing on a Non-Special Edition Tractor.</i>	554.26
BM20880		Front Brush Guard Kit (X700, X720, X724, X728, X729, X740, X744, X748, X749)	249.31

JOHN DEERE LAWN & GARDEN PRODUCTS
GARDEN TRACTORS

Signature Series X738 Full Time 4-Wheel Drive Tractor Less Deck
Continued

CODE	ATTACHMENT IDENTIFIER	DESCRIPTION	SUGGESTED LIST PRICE USD (\$)
		ATTACHMENTS FOR FIELD CONVERSION Continued...	
	BM24375	Front Brush Guard Kit (X710, X730, X734, X738, X739, X750, X744, X788)	249.31
	BM20753	Front Light Kit	207.59
	M150363	Wheel Cover, 10 In. (Chrome)	See Parts
	M150364	Wheel Cover, 12 In. (Chrome)	See Parts
	M114663	Wheel Cover, 12 In. (Yellow Plastic)	See Parts
		Order Zone:	
	LP3301	125 lb. Select Series Mounted Electric Broadcast Spreader	In Catalog
	LP54000	54 In. Tractor Shovel <i>Requires 54 In. Front Blade. Go to Order Zone for Specific Requirements.</i>	In Catalog
	LPJD400	Bucket (5 gallon)	In Catalog
	LPJD301	Bucket Holder (Double)	In Catalog
		Seats / Wheels / Tires:	
	TY15958	Tire Chains (Pair) for 26x12-12 Tires	See Parts
		Weights:	
	BM17972	50 Lb. Cast Iron Wheel Weight (1)	128.40
	BM17976	50 Lb. Wheel Weight, Rear Plastic (1) with Mounting Hardware	66.34
	BM17973	72 Lb. Cast Iron Starter Wheel Weight (1)	181.90
	BM24363	9-Weight Front Weight Bracket <i>For X400/X500 HDGT's, X700's</i>	188.31
	BW14313	Ballast Box (Category 1, 3-Pt. Hitch)	315.66
	BM20715	Ballast Box (Click-N-Go) (X400/X500 HDGT's, X700's) <i>Requires BM20714 Click-N-Go Bracket.</i>	283.56
	BM18101	Mounting Hardware (1) for Attaching 72 Lb. Starter Weight and (2) 50 Lb. Cast Iron Weights on 26 In. Tire	28.89
	BM18089	Mounting Hardware (1) for Attaching 72 Lb. Starter Weight on 26x12-12 Tire	21.40
	BM17977	Mounting Hardware (1) for Attaching Two 50 lb. Weights to 23 In., 24 In. or 26 In. Tires	20.33
	R66949	Quik-Tatch Weight, 42 Lb.	62.06
	BM20779	Rear Click-N-Go Weight Bracket (X400/X500 HDGT's, X700's) <i>Requires BM20714 Click-N-Go Bracket.</i>	156.21
		Wheels and Tires Front:	
	BM20954	18x8.50-10 In. 4 PR Turf (R3) Front Tires <i>For X728, X729, X748, X749 and X500 HDGT's.</i>	286.76
	BM20952	18x8.50-10 In. 4PR HDAP Tires	334.91

JOHN DEERE LAWN & GARDEN PRODUCTS
GARDEN TRACTORS

Signature Series X738 Full Time 4-Wheel Drive Tractor Less Deck
Continued

CODE	ATTACHMENT IDENTIFIER	DESCRIPTION	SUGGESTED LIST PRICE USD (\$)
ATTACHMENTS FOR FIELD CONVERSION Continued...			
		Wheels and Tires Rear:	
BM18369		26X12.00-12 In. 4PR Bar Tires (Rear) <i>Use with Two Wheel Steer Only.</i>	640.93
BM22425		26x12.0-12 In. 2PR HDAP Tires (Rear) <i>Accommodates SKU22260 60-in 7-Iron Mower Deck. Use with Two Wheel Steer Only. Available Feb 2007.</i>	622.74
BM18370		26x12.00-12 In. 2 PR Turf Tires (Rear)	486.86
 SERVICE CONTRACTS - RESIDENTIAL OWNERS/USE			
<i>Visit http://www.JohnDeere.com/ServicePlans for more information on John Deere Service Contracts. May not be Available in Parts of the U.S., Not Available in Canada. Price may vary due to driving distance and/or time from machine to dealership location.</i>			
		John Deere Extended Service Plan - 5-Year Option <i>5-year extended service plan. (1- year of extended service protection); 5-years of warranty transportation.</i>	599.99
		John Deere Extended Service Plan - 6-Year Option <i>6-year extended service plan. (2- years of extended service protection); 6-years of warranty transportation.</i>	729.99

JOHN DEERE LAWN & GARDEN PRODUCTS

GARDEN TRACTORS

Signature Series X739 4-Wheel Steer 4-Wheel Drive Tractor Less Deck Equipment for Base Machine

Signature Series X739 4-Wheel Steer 4 Wheel Drive Tractor
POWER SYSTEM:
25.5 HP *(19 kw)
V-Twin Liquid Cooled
Electronic Fuel Injection
Overhead Valves
Full Pressure Lubrication
System with Replaceable Oil Filter
Rubber Mounted Isolated Engine
Dry Type Air Filter and Precleaner
5.2 Gallon (19.7 L) Fuel Tank Capacity
INTEGRATED TRANSAXLE:
2 Pedal Foot Controlled
Hydrostatic Transmission
Internal Wet Disk Brakes
Internal Hydraulic PTO Clutch with Modulated PTO Engagement
Traction Assist
Full-Time 4-Wheel Drive
STEERING:
Hydraulic Power Steering
6 Position Tilt Steering Wheel
OPERATOR STATION:

Illuminated Dash with Gauges and Lights
Hourmeter
Coolant Temperature
Fuel Level
Oil Pressure Light
Battery Charge Light
Park Brake Light
21-In. Professional High Back Seat
with 4-Bar suspension
7 In. Slide Rail Seat Adjustment
14 Position Adjustable Seat
Cruise Control
Reverse Implement Option (RIO)
ELECTRICAL:
12V Electric Start
20 Amp Regulated Alternator
340 CCA Battery
Halogen Headlights, Tail Lights
Rear Work and Backup Lights
Seat, PTO and Brake
Interlock Switch
IMPLEMENT LIFT:
"From the Seat" Mower Cut Height Adjustment
Hydraulic with 2 Spool Control

Valve
4 Hydraulic Outlet Couplers
FRAME AND FRONT AXLE:
Robotic MIG Welded Frame
Frame Sides .18 In. (4.6 mm) Thick
Built-In Front Bumper Accepts Four "Quik-Tatch" Weights
Nodular Cast Iron Front Axle
1 In. (25 mm) Front Spindles
Built-In Front Receiver Hitch
18x8.50-10 4 PR Front HDAP Tires
26x12.00-12 2 PR Rear HDAP Tires
*Engine HP is Provided by the Engine Manufacturer to be Used for Comparison Purposes Only, Actual Operating HP will be Less.

CODE	ATTACHMENT IDENTIFIER	DESCRIPTION	SUGGESTED LIST PRICE USD (\$)
------	-----------------------	-------------	-------------------------------

Select One Code From Each Required Category

Signature Series X739 4-Wheel Steer 4-Wheel Drive Tractor Less Deck

F.O.B. Janesville, Wisconsin

5841M	Signature Series X739 4-Wheel Steer 4-Wheel Drive Tractor Less Deck	11,549.00
-------	---	-----------

DESTINATION

001A	United States and Canada	In Base Price
001C	Australia and New Zealand	Same Price
001D	Other	Same Price

ATTACHMENTS FOR FIELD CONVERSION

Carts / Hitches:		
BM23989	Drawbar, 1.25 In. (38mm)	35.31
Engine:		
AM108146	Spark Arrester Screen for Muffler	See Parts
Fenders:		
BM24430	Front Fender Kit (X738, X739, X758)	151.94
Front Hitch:		
BM19782	Front Quick-Hitch and Hydraulic Lift (X400/X500 HDGT's, X700's)	692.29

JOHN DEERE LAWN & GARDEN PRODUCTS
GARDEN TRACTORS

Signature Series X739 4-Wheel Steer 4-Wheel Drive Tractor Less Deck

Continued

CODE	ATTACHMENT IDENTIFIER	DESCRIPTION	SUGGESTED LIST PRICE USD (\$)
ATTACHMENTS FOR FIELD CONVERSION Continued...			
		Front PTO:	
BM24362		4WD 2000 RPM Front PTO (X500 HDGT's, X700's) <i>For European RII Homologation Tractors, also Order BM20978 Front PTO Shield. Required to Meet Homologation Standards. Not Required for CE.</i>	298.53
		Hitch:	
BM17327		3-Point Hitch (Category 0)	634.51
BM23882		3-Pt. Hitch, Category 1 (X400/X500 HDGT's, X700's)	634.51
BM23883		Adaptor Kit, X400/X500 HDGT 3-Point Hitch on X700's <i>Converts a BM21263 (X400/X500 Cat 1) or BM17327 (Cat 0) for use on X700s.</i>	78.11
BM20877		Rear Receiver Hitch Kit	43.87
LVU12858		iMatch Quick Hitch Bushings	See Parts
LVB25976		iMatch Quick Hitch Category 1 with adjustable top hook	350.90
		Hydraulics:	
BM20837		Hydraulic Angling (X400/X500 HDGT's, X700's)	212.93
BM20761		Hydraulic Coupler Kit <i>Required on X700, X710, X465, X475 and 425 Tractors.</i>	54.57
AM134625		Hydraulic Cylinder Lockout Valve	See Parts
BM20896		Hydraulic Retro Kit	28.89
		Miscellaneous:	
BM23588		540 RPM Rear PTO Drive (X700's Starting June 2010 production and beyond-) <i>For use on X700 Series Tractors produced after mid-June 2010 when new-pitch gears entered production. See sales manual for tractor serial number break and/or verify that the transmission serial number starts with K00.</i>	960.86
BM21914		540 RPM Rear PTO Drive (X400/X500 HDGTs, X700's -June 2010 production) <i>For use on X400/X500 HDGTs and X700 Series Tractors produced through mid-June 2010. See Sales Manual for tractor serial number break and/or verify that the transmission serial number starts with K02 or K03. When used on MY2005 and older X400 and X500 HDGTs, also order AM120840 Module.</i>	960.86
BM24426		Arm Rest kit	189.39
BM21332		Attaching Parts for Deluxe High-Back Seat	146.59
BM24425		Auxiliary Alternator Kit (X710, X730, X734, X738, X739, X700, X720, X724, X728, X729, X475, X485, X575, X585) <i>Supplements Standard 20 Amp Alternator. Recommended with Heated Cabs.</i>	388.41
AM36786		Battery Charger (110 Volt)	See Parts
BM20714		Click-N-Go Bracket (X400/X500 HDGT's, X700's)	112.36
BM21490		Deluxe High-Back Seat <i>Requires BM21332, Attaching Parts when Installing on a Non-Special Edition Tractor.</i>	554.26

JOHN DEERE LAWN & GARDEN PRODUCTS
GARDEN TRACTORS

Signature Series X739 4-Wheel Steer 4-Wheel Drive Tractor Less Deck
Continued

CODE	ATTACHMENT IDENTIFIER	DESCRIPTION	SUGGESTED LIST PRICE USD (\$)
		ATTACHMENTS FOR FIELD CONVERSION Continued...	
	BM20880	Front Brush Guard Kit (X700, X720, X724, X728, X729, X740, X744, X748, X749)	249.31
	BM24375	Front Brush Guard Kit (X710, X730, X734, X738, X739, X750, X744, X788)	249.31
	BM20753	Front Light Kit	207.59
	M150363	Wheel Cover, 10 In. (Chrome)	See Parts
	M150364	Wheel Cover, 12 In. (Chrome)	See Parts
	M114663	Wheel Cover, 12 In. (Yellow Plastic)	See Parts
	BM22725	Wheel Spacer Kit <i>For all Wheel Steer Tractors when Installing TY15956 Chains.</i>	157.29
		Order Zone:	
	LP3301	125 lb. Select Series Mounted Electric Broadcast Spreader	In Catalog
	LP54000	54 In. Tractor Shovel <i>Requires 54 In. Front Blade. Go to Order Zone for Specific Requirements.</i>	In Catalog
	LPJD400	Bucket (5 gallon)	In Catalog
	LPJD301	Bucket Holder (Double)	In Catalog
		Seats / Wheels / Tires:	
	TY15958	Tire Chains (Pair) for 26x12-12 Tires	See Parts
		Weights:	
	BM17972	50 Lb. Cast Iron Wheel Weight (1)	128.40
	BM24363	9-Weight Front Weight Bracket <i>For X400/X500 HDGT's, X700's</i>	188.31
	BW14313	Ballast Box (Category 1, 3-Pt. Hitch)	315.66
	BM20715	Ballast Box (Click-N-Go) (X400/X500 HDGT's, X700's) <i>Requires BM20714 Click-N-Go Bracket.</i>	283.56
	BM17977	Mounting Hardware (1) for Attaching Two 50 lb. Weights to 23 In., 24 In. or 26 In. Tires	20.33
	BM18094	Mounting Hardware (1), for Attaching 1 Wheel Weight. 4-Wheel Steer Only.	21.40
	R66949	Quik-Tatch Weight, 42 Lb.	62.06
	BM20779	Rear Click-N-Go Weight Bracket (X400/X500 HDGT's, X700's) <i>Requires BM20714 Click-N-Go Bracket.</i>	156.21
		Wheels and Tires Front:	
	BM20954	18x8.50-10 In. 4 PR Turf (R3) Front Tires <i>For X728, X729, X748, X749 and X500 HDGT's.</i>	286.76
	BM20952	18x8.50-10 In. 4PR HDAP Tires	334.91

JOHN DEERE LAWN & GARDEN PRODUCTS
GARDEN TRACTORS

Signature Series X739 4-Wheel Steer 4-Wheel Drive Tractor Less Deck
Continued

CODE	ATTACHMENT IDENTIFIER	DESCRIPTION	SUGGESTED LIST PRICE USD (\$)
ATTACHMENTS FOR FIELD CONVERSION Continued...			
		Wheels and Tires Rear:	
	BM22554	26X12.0-12 In. 2PR HDAP Tires (Rear X729, X749)	622.74
	BM20955	26x10.50-12 In. 2 PR Turf Tires (Rear) (4-Wheel Steer Only)	486.86
 SERVICE CONTRACTS - RESIDENTIAL OWNERS/USE			
<i>Visit http://www.JohnDeere.com/ServicePlans for more information on John Deere Service Contracts. May not be Available in Parts of the U.S., Not Available in Canada. Price may vary due to driving distance and/or time from machine to dealership location.</i>			
		John Deere Extended Service Plan - 5-Year Option <i>5-year extended service plan. (1- year of extended service protection); 5-years of warranty transportation.</i>	599.99
		John Deere Extended Service Plan - 6-Year Option <i>6-year extended service plan. (2- years of extended service protection); 6-years of warranty transportation.</i>	729.99

JOHN DEERE LAWN & GARDEN PRODUCTS

GARDEN TRACTORS

Signature Series X750 Tractor Less Deck Equipment for Base Machine

Signature Series X750 Tractor
POWER SYSTEM:
24 HP *(17.9 kw)
Final Tier IV Emission Compliant
3-Cylinder Liquid
Cooled Diesel
Overhead Valves
Full Pressure Lubrication
System with Replaceable Oil
Filter
Rubber Mounted Isolated Engine
Dry Type Two Element Heavy Duty
Air Filter with Air Restriction
Indicator
6.5 Gallon (24.6 L) Fuel Tank
Capacity
INTEGRATED TRANSAXLE:
2 Pedal Foot Controlled
Hydrostatic Transmission
Internal Wet Disk Brakes
Internal Hydraulic PTO Clutch
with Modulated PTO Engagement
Traction Assist
2-wheel drive
STEERING:
Hydraulic Power Steering
6 Position Tilt Steering Wheel
OPERATOR STATION:

Illuminated Dash with Gauges and
Lights
Hourmeter
Coolant Temperature
Fuel Level
Oil Pressure Light
Battery Charge Light
Park Brake Light
Restricted Air Filter Light
Glow Plug Wait Light
21-In. Professional High Back
Seat with 4-Bar suspension
7 In. Slide Rail Seat Adjustment
14 Position Adjustable Seat
Cruise Control
Reverse Implement Option (RIO)
ELECTRICAL:
12V Electric Start
40 Amp Regulated Alternator
500 CCA Battery
Halogen Headlights, Tail Lights
Rear Work and Backup Lights
Seat, PTO and Brake
Interlock Switch
IMPLEMENT LIFT:
"From the Seat" Mower Cut Height
Adjustment
Hydraulic with 2 Spool Control

Valve
4 Hydraulic Outlet Couplers
FRAME AND FRONT AXLE:
Robotic MIG Welded Frame
Frame Sides .18 In. (4.6 mm)
Thick
Built-In Front Bumper Accepts
Four "Quik-Tatch" Weights
Nodular Cast Iron Front Axle
1 In. (25 mm) Front Spindles
Built-In Front Receiver Hitch
18x8.50-8 4 PR Front Turf Tires
26x12.00-12 2 PR Rear Turf Tires
*Engine HP is Provided by the
Engine Manufacturer to be Used
for Comparison Purposes Only,
Actual Operating HP will be
Less.

CODE	ATTACHMENT IDENTIFIER	DESCRIPTION	SUGGESTED LIST PRICE USD (\$)
------	--------------------------	-------------	-------------------------------------

Select One Code From Each Required Category

Signature Series X750 Tractor Less Deck

F.O.B. Janesville, Wisconsin

5851M	Signature Series X750 Tractor Less Deck	10,499.00
-------	---	-----------

DESTINATION

001A	United States and Canada	In Base Price
001C	Australia and New Zealand	Same Price
001D	Other	Same Price
0195	Mexico	Same Price

ATTACHMENTS FOR FIELD CONVERSION

BM23989	Carts / Hitches: Drawbar, 1.25 In. (38mm)	35.31
AM134805	Engine: Engine Block Heater Adapter	See Parts
MIA881629	Engine Block Heater Adapter	See Parts

JOHN DEERE LAWN & GARDEN PRODUCTS
GARDEN TRACTORS

Signature Series X750 Tractor Less Deck
Continued

CODE	ATTACHMENT IDENTIFIER	DESCRIPTION	SUGGESTED LIST PRICE USD (\$)
		ATTACHMENTS FOR FIELD CONVERSION Continued...	
	AR87167	Engine Coolant Heater (110 Volt) <i>Requires M1A881626 Engine Block Heater Adapter, (2) 19M7868 Bolts and (1) M87940 Spacer (Serial # 060001-). Requires AM134805 Engine Block Heater Adapter (Serial # -060000).</i>	See Parts
	AM108146	Spark Arrester Screen for Muffler	See Parts
		Fenders:	
	BM24429	Front Fender Kit (X710, X730, X750)	151.94
		Front Hitch:	
	BM19782	Front Quick-Hitch and Hydraulic Lift (X400/X500 HDGT's, X700's)	692.29
		Front PTO:	
	BM24361	2000 RPM Mid-to-Front PTO Kit, 2WD (X400 HDGT's, X700's) <i>For Homologation Tractors, also Order BM20966 Front PTO Shield. Required to Meet Homologation Standards. Not Required for CE.</i>	298.53
		Hitch:	
	BM17327	3-Point Hitch (Category 0)	634.51
	BM23882	3-Pt. Hitch, Category 1 (X400/X500 HDGT's, X700's)	634.51
	BM23883	Adaptor Kit, X400/X500 HDGT 3-Point Hitch on X700's <i>Converts a BM21263 (X400/X500 Cat 1) or BM17327 (Cat 0) for use on X700s.</i>	78.11
	BM20877	Rear Receiver Hitch Kit	43.87
	LVU12858	iMatch Quick Hitch Bushings	See Parts
	LVB25976	iMatch Quick Hitch Category 1 with adjustable top hook	350.90
		Hydraulics:	
	BM20837	Hydraulic Angling (X400/X500 HDGT's, X700's)	212.93
	BM20761	Hydraulic Coupler Kit <i>Required on X700, X710, X465, X475 and 425 Tractors.</i>	54.57
	AM134625	Hydraulic Cylinder Lockout Valve	See Parts
	BM20896	Hydraulic Retro Kit	28.89
		Miscellaneous:	
	BM23588	540 RPM Rear PTO Drive (X700's Starting June 2010 production and beyond-) <i>For use on X700 Series Tractors produced after mid-June 2010 when new-pitch gears entered production. See sales manual for tractor serial number break and/or verify that the transmission serial number starts with K00.</i>	960.86
	BM21914	540 RPM Rear PTO Drive (X400/X500 HDGTs, X700's -June 2010 production) <i>For use on X400/X500 HDGTs and X700 Series Tractors produced through mid-June 2010. See Sales Manual for tractor serial number break and/or verify that the transmission serial number starts with K02 or K03. When used on MY2005 and older X400 and X500 HDGTs, also order AM120840 Module.</i>	960.86
	BM20990	Alternator Kit, 40 Amp (X740, X744, X748, X750, X754, X758, X495, X595) <i>Replaces Standard 20 Amp Alternator Recommended with Heated Cab. Standard Equipment on MY2007 (Serial 020001-).</i>	499.69

JOHN DEERE LAWN & GARDEN PRODUCTS
GARDEN TRACTORS

Signature Series X750 Tractor Less Deck
Continued

CODE	ATTACHMENT IDENTIFIER	DESCRIPTION	SUGGESTED LIST PRICE USD (\$)
		ATTACHMENTS FOR FIELD CONVERSION Continued...	
	BM24426	Arm Rest kit	189.39
	BM21332	Attaching Parts for Deluxe High-Back Seat	146.59
	AM36786	Battery Charger (110 Volt)	See Parts
	BM20714	Click-N-Go Bracket (X400/X500 HDGT's, X700's)	112.36
	BM21490	Deluxe High-Back Seat <i>Requires BM21332, Attaching Parts when Installing on a Non-Special Edition Tractor.</i>	554.26
	BM20880	Front Brush Guard Kit (X700, X720, X724, X728, X729, X740, X744, X748, X749)	249.31
	BM24375	Front Brush Guard Kit (X710, X730, X734, X738, X739, X750, X744, X788)	249.31
	BM20753	Front Light Kit	207.59
	M150364	Wheel Cover, 12 In. (Chrome)	See Parts
	M114663	Wheel Cover, 12 In. (Yellow Plastic)	See Parts
	M150362	Wheel Cover, 8 In. (Chrome)	See Parts
		Order Zone:	
	LP3301	125 lb. Select Series Mounted Electric Broadcast Spreader	In Catalog
	LP54000	54 In. Tractor Shovel <i>Requires 54 In. Front Blade. Go to Order Zone for Specific Requirements.</i>	In Catalog
	LPJD400	Bucket (5 gallon)	In Catalog
	LPJD301	Bucket Holder (Double)	In Catalog
		Seats / Wheels / Tires:	
	TY15958	Tire Chains (Pair) for 26x12-12 Tires	See Parts
		Weights:	
	BM17972	50 Lb. Cast Iron Wheel Weight (1)	128.40
	BM17976	50 Lb. Wheel Weight, Rear Plastic (1) with Mounting Hardware	66.34
	BM17973	72 Lb. Cast Iron Starter Wheel Weight (1)	181.90
	BM24363	9-Weight Front Weight Bracket <i>For X400/X500 HDGT's, X700's</i>	188.31
	BW14313	Ballast Box (Category 1, 3-Pt. Hitch)	315.66
	BM20715	Ballast Box (Click-N-Go) (X400/X500 HDGT's, X700's) <i>Requires BM20714 Click-N-Go Bracket.</i>	283.56
	BM18101	Mounting Hardware (1) for Attaching 72 Lb. Starter Weight and (2) 50 Lb. Cast Iron Weights on 26 In. Tire	28.89
	BM18089	Mounting Hardware (1) for Attaching 72 Lb. Starter Weight on 26x12-12 Tire	21.40

JOHN DEERE LAWN & GARDEN PRODUCTS
GARDEN TRACTORS

Signature Series X750 Tractor Less Deck
Continued

CODE	ATTACHMENT IDENTIFIER	DESCRIPTION	SUGGESTED LIST PRICE USD (\$)
		ATTACHMENTS FOR FIELD CONVERSION Continued...	
	BM17977	Mounting Hardware (1) for Attaching Two 50 lb. Weights to 23 In., 24 In. or 26 In. Tires	20.33
	R66949	Quik-Tatch Weight, 42 Lb.	62.06
	BM20779	Rear Click-N-Go Weight Bracket (X400/X500 HDGT's, X700's) <i>Requires BM20714 Click-N-Go Bracket.</i>	156.21
	BM17964	Wheel Weight (Cast Iron, Front, 30 Lb. 8 In.) <i>For Use on Steered Wheel.</i>	101.66
	BM17978	Wheel Weight Mounting Hardware (1) for Attaching Front Wheel Weight	10.70
		Wheels and Tires Front:	
	BM20954	18x8.50-10 In. 4 PR Turf (R3) Front Tires <i>For X728, X729, X748, X749 and X500 HDGT's.</i>	286.76
		Wheels and Tires Rear:	
	BM18369	26X12.00-12 In. 4PR Bar Tires (Rear) <i>Use with Two Wheel Steer Only.</i>	640.93
	BM22425	26x12.0-12 In. 2PR HDAP Tires (Rear) <i>Accommodates SKU22260 60-in 7-Iron Mower Deck. Use with Two Wheel Steer Only. Available Feb 2007.</i>	622.74
	BM18370	26x12.00-12 In. 2 PR Turf Tires (Rear)	486.86

SERVICE CONTRACTS - RESIDENTIAL OWNERS/USE

Visit <http://www.JohnDeere.com/ServicePlans> for more information on John Deere Service Contracts. May not be Available in Parts of the U.S., Not Available in Canada. Price may vary due to driving distance and/or time from machine to dealership location.

John Deere Extended Service Plan - 5-Year Option
5-year extended service plan. (1- year of extended service protection); 5-years of warranty transportation. 599.99

John Deere Extended Service Plan - 6-Year Option
6-year extended service plan. (2- years of extended service protection); 6-years of warranty transportation. 729.99

JOHN DEERE LAWN & GARDEN PRODUCTS

GARDEN TRACTORS

Signature Series X754 4-Wheel Steer Tractor Less Deck Equipment for Base Machine

Signature Series X754 4-Wheel Steer Tractor
POWER SYSTEM:
24 HP *(17.9 kw)
Final Tier IV Emission Compliant
Yanmar 3-Cylinder Liquid Cooled Diesel
Overhead Valves
Full Pressure Lubrication
System with Replaceable Oil Filter
Rubber Mounted Isolated Engine
Dry Type Two Element Heavy Duty Air Filter with Air Restriction Indicator
6.5 Gallon (24.6 L) Fuel Tank Capacity
INTEGRATED TRANSAXLE:
2 Pedal Foot Controlled Hydrostatic Transmission
Internal Wet Disk Brakes
Internal Hydraulic PTO Clutch with Modulated PTO Engagement
Traction Assist
2-Wheel Drive
STEERING:
Hydraulic Power Steering
6 Position Tilt Steering Wheel
OPERATOR STATION:

Illuminated Dash with Gauges and Lights
Hourmeter
Coolant Temperature
Fuel Level
Oil Pressure Light
Battery Charge Light
Park Brake Light
Restricted Air Filter Light
Glow Plug Wait Light
21-In. Professional High Back Seat
with 4-Bar suspension
7 In. Slide Rail Seat Adjustment
14 Position Adjustable Seat
Cruise Control
Reverse Implement Option (RIO)
ELECTRICAL:
12V Electric Start
40 Amp Regulated Alternator
500 CCA Battery
Halogen Headlights, Tail Lights
Rear Work and Backup Lights
Seat, PTO and Brake Interlock Switch
IMPLEMENT LIFT:
"From the Seat" Mower Cut Height Adjustment
Hydraulic with 2 Spool Control

Valve
4 Hydraulic Outlet Couplers
FRAME AND FRONT AXLE:
Robotic MIG Welded Frame
Frame Sides .18 In. (4.6 mm) Thick
Built-In Front Bumper Accepts Four "Quik-Tatch" Weight
Nodular Cast Iron Front Axle
1 In. (25 mm) Front Spindles
Built-In Front Receiver Hitch
18x7.00-8 4 PR Front Turf Tires
26x10.50-12 2 PR Rear Turf Tires
*Engine HP is Provided by the Engine Manufacturer to be Used for Comparison Purposes Only, Actual Operating HP will be Less.

CODE	ATTACHMENT IDENTIFIER	DESCRIPTION	SUGGESTED LIST PRICE USD (\$)
------	-----------------------	-------------	-------------------------------

Select One Code From Each Required Category

Signature Series X754 4-Wheel Steer Tractor Less Deck

F.O.B. Janesville, Wisconsin

5861M	Signature Series X754 4-Wheel Steer Tractor Less Deck	11,499.00
-------	---	-----------

DESTINATION

001A	United States and Canada	In Base Price
001C	Australia and New Zealand	Same Price
001D	Other	Same Price
0195	Mexico	Same Price

ATTACHMENTS FOR FIELD CONVERSION

BM23989	Carts / Hitches: Drawbar, 1.25 In. (38mm)	35.31
AM134805	Engine: Engine Block Heater Adapter	See Parts
MIA881629	Engine Block Heater Adapter	See Parts

JOHN DEERE LAWN & GARDEN PRODUCTS
GARDEN TRACTORS

Signature Series X754 4-Wheel Steer Tractor Less Deck
Continued

CODE	ATTACHMENT IDENTIFIER	DESCRIPTION	SUGGESTED LIST PRICE USD (\$)
		ATTACHMENTS FOR FIELD CONVERSION Continued...	
	AR87167	Engine Coolant Heater (110 Volt) <i>Requires M1A881626 Engine Block Heater Adapter, (2) 19M7868 Bolts and (1) M87940 Spacer (Serial # 060001-). Requires AM134805 Engine Block Heater Adapter (Serial # -060000).</i>	See Parts
	AM108146	Spark Arrester Screen for Muffler	See Parts
	BM19782	Front Hitch: Front Quick-Hitch and Hydraulic Lift (X400/X500 HDGT's, X700's)	692.29
	BM24361	Front PTO: 2000 RPM Mid-to-Front PTO Kit, 2WD (X400 HDGT's, X700's) <i>For Homologation Tractors, also Order BM20966 Front PTO Shield. Required to Meet Homologation Standards. Not Required for CE.</i>	298.53
	BM17327	Hitch: 3-Point Hitch (Category 0)	634.51
	BM23882	3-Pt. Hitch, Category 1 (X400/X500 HDGT's, X700's)	634.51
	BM23883	Adaptor Kit, X400/X500 HDGT 3-Point Hitch on X700's <i>Converts a BM21263 (X400/X500 Cat 1) or BM17327 (Cat 0) for use on X700s.</i>	78.11
	BM20877	Rear Receiver Hitch Kit	43.87
	LVU12858	iMatch Quick Hitch Bushings	See Parts
	LVB25976	iMatch Quick Hitch Category 1 with adjustable top hook	350.90
	BM20837	Hydraulics: Hydraulic Angling (X400/X500 HDGT's, X700's)	212.93
	BM20761	Hydraulic Coupler Kit <i>Required on X700, X710, X465, X475 and 425 Tractors.</i>	54.57
	AM134625	Hydraulic Cylinder Lockout Valve	See Parts
	BM20896	Hydraulic Retro Kit	28.89
	BM23588	Miscellaneous: 540 RPM Rear PTO Drive (X700's Starting June 2010 production and beyond-) <i>For use on X700 Series Tractors produced after mid-June 2010 when new-pitch gears entered production. See sales manual for tractor serial number break and/or verify that the transmission serial number starts with K00.</i>	960.86
	BM21914	540 RPM Rear PTO Drive (X400/X500 HDGTs, X700's -June 2010 production) <i>For use on X400/X500 HDGTs and X700 Series Tractors produced through mid-June 2010. See Sales Manual for tractor serial number break and/or verify that the transmission serial number starts with K02 or K03. When used on MY2005 and older X400 and X500 HDGTs, also order AM120840 Module.</i>	960.86
	BM20990	Alternator Kit, 40 Amp (X740, X744, X748, X750, X754, X758, X495, X595) <i>Replaces Standard 20 Amp Alternator Recommended with Heated Cab. Standard Equipment on MY2007 (Serial 020001-).</i>	499.69
	BM24426	Arm Rest kit	189.39

JOHN DEERE LAWN & GARDEN PRODUCTS
GARDEN TRACTORS

Signature Series X754 4-Wheel Steer Tractor Less Deck
Continued

CODE	ATTACHMENT IDENTIFIER	DESCRIPTION	SUGGESTED LIST PRICE USD (\$)
		ATTACHMENTS FOR FIELD CONVERSION Continued...	
	BM21332	Attaching Parts for Deluxe High-Back Seat	146.59
	AM36786	Battery Charger (110 Volt)	See Parts
	BM20714	Click-N-Go Bracket (X400/X500 HDGT's, X700's)	112.36
	BM21490	Deluxe High-Back Seat <i>Requires BM21332, Attaching Parts when Installing on a Non-Special Edition Tractor.</i>	554.26
	BM20880	Front Brush Guard Kit (X700, X720, X724, X728, X729, X740, X744, X748, X749)	249.31
	BM24375	Front Brush Guard Kit (X710, X730, X734, X738, X739, X750, X744, X788)	249.31
	BM20753	Front Light Kit	207.59
	TY25326	Tire Chains for 26x10.50-12 Turf Drive Tires <i>For all Wheel Steer Tractors.</i>	See Parts
	M150364	Wheel Cover, 12 In. (Chrome)	See Parts
	M114663	Wheel Cover, 12 In. (Yellow Plastic)	See Parts
	M150362	Wheel Cover, 8 In. (Chrome)	See Parts
		Order Zone:	
	LP3301	125 lb. Select Series Mounted Electric Broadcast Spreader	In Catalog
	LP54000	54 In. Tractor Shovel <i>Requires 54 In. Front Blade. Go to Order Zone for Specific Requirements.</i>	In Catalog
	LPJD400	Bucket (5 gallon)	In Catalog
	LPJD301	Bucket Holder (Double)	In Catalog
		Weights:	
	BM17972	50 Lb. Cast Iron Wheel Weight (1)	128.40
	BM24363	9-Weight Front Weight Bracket <i>For X400/X500 HDGT's, X700's</i>	188.31
	BW14313	Ballast Box (Category 1, 3-Pt. Hitch)	315.66
	BM20715	Ballast Box (Click-N-Go) (X400/X500 HDGT's, X700's) <i>Requires BM20714 Click-N-Go Bracket.</i>	283.56
	BM17977	Mounting Hardware (1) for Attaching Two 50 lb. Weights to 23 In., 24 In. or 26 In. Tires	20.33
	BM18094	Mounting Hardware (1), for Attaching 1 Wheel Weight. 4-Wheel Steer Only.	21.40
	R66949	Quik-Tatch Weight, 42 Lb.	62.06
	BM20779	Rear Click-N-Go Weight Bracket (X400/X500 HDGT's, X700's) <i>Requires BM20714 Click-N-Go Bracket.</i>	156.21

JOHN DEERE LAWN & GARDEN PRODUCTS
GARDEN TRACTORS

Signature Series X754 4-Wheel Steer Tractor Less Deck
Continued

CODE	ATTACHMENT IDENTIFIER	DESCRIPTION	SUGGESTED LIST PRICE USD (\$)
		ATTACHMENTS FOR FIELD CONVERSION Continued...	
	BM17964	Wheel Weight (Cast Iron, Front, 30 Lb. 8 In.) <i>For Use on Steered Wheel.</i>	101.66
	BM17978	Wheel Weight Mounting Hardware (1) for Attaching Front Wheel Weight	10.70
		Wheels and Tires Rear:	
	BM20955	26x10.50-12 In. 2 PR Turf Tires (Rear) (4-Wheel Steer Only)	486.86

SERVICE CONTRACTS - RESIDENTIAL OWNERS/USE

Visit <http://www.JohnDeere.com/ServicePlans> for more information on John Deere Service Contracts. May not be Available in Parts of the U.S., Not Available in Canada. Price may vary due to driving distance and/or time from machine to dealership location.

John Deere Extended Service Plan - 5-Year Option <i>5-year extended service plan. (1- year of extended service protection); 5-years of warranty transportation.</i>	599.99
--	--------

John Deere Extended Service Plan - 6-Year Option <i>6-year extended service plan. (2- years of extended service protection); 6-years of warranty transportation.</i>	729.99
---	--------

JOHN DEERE LAWN & GARDEN PRODUCTS

GARDEN TRACTORS

Signature Series X758 Full Time 4-Wheel Drive Tractor Less Deck Equipment for Base Machine

Signature Series X758 4 Wheel Drive Tractor with HDAP Tires
POWER SYSTEM:
24 HP *(17.9 kw)
Interim Tier IV Emission Compliant
3-Cylinder Liquid Cooled Diesel Overhead Valves
Full Pressure Lubrication System with Replaceable Oil Filter
Rubber Mounted Isolated Engine
Dry Type Two Element Heavy Duty Air Filter with Air Restriction Indicator
6.5 Gallon (24.6 L) Fuel Tank Capacity
INTEGRATED TRANSAXLE:
2 Pedal Foot Controlled Hydrostatic Transmission
Internal Wet Disk Brakes
Internal Hydraulic PTO Clutch with Modulated PTO Engagement
Traction Assist
Full Time 4-wheel drive
STEERING:
Hydraulic Power Steering
6 Position Tilt Steering Wheel

OPERATOR STATION:
Illuminated Dash with Gauges and Lights
Hourmeter
Coolant Temperature
Fuel Level
Oil Pressure Light
Battery Charge Light
Park Brake Light
Restricted Air Filter Light
Glow Plug Wait Light
21-In. Professional High Back Seat with 4-Bar suspension
7 In. Slide Rail Seat Adjustment
14 Position Adjustable Seat
Cruise Control
Reverse Implement Option (RIO)
ELECTRICAL:
12V Electric Start
40 Amp Regulated Alternator
500 CCA Battery
Halogen Headlights, Tail Lights
Rear Work and Backup Lights
Seat, PTO and Brak
Interlock Switch
IMPLEMENT LIFT:
"From the Seat" Mower Cut Height Adjustment
Hydraulic with 2 Spool Control

Valve
4 Hydraulic Outlet Couplers
FRAME AND FRONT AXLE:
Robotic MIG Welded Frame
Frame Sides .18 In. (4.6 mm) Thick
Built-In Front Bumper Accepts Four "Quik-Tatch" Weights
Nodular Cast Iron Front Axle
1 In. (25 mm) Front Spindles
Built-In Front Receiver Hitch
18x8.50-10 4 PR Front HDAP Tires
26x12.00-12 2 PR Rear HDAP Tires
*Engine HP is Provided by the Engine Manufacturer to be Used for Comparison Purposes Only, Actual Operating HP will be Less.

CODE	ATTACHMENT IDENTIFIER	DESCRIPTION	SUGGESTED LIST PRICE USD (\$)
------	-----------------------	-------------	-------------------------------

Select One Code From Each Required Category

Signature Series X758 Full Time 4-Wheel Drive Tractor Less Deck

F.O.B. Janesville, Wisconsin

5871M	Signature Series X758 Full Time 4-Wheel Drive Tractor Less Deck	12,099.00
-------	---	-----------

DESTINATION

001A	United States and Canada	In Base Price
001C	Australia and New Zealand	Same Price
001D	Other	Same Price
0195	Mexico	Same Price

ATTACHMENTS FOR FIELD CONVERSION

BM23989	Carts / Hitches: Drawbar, 1.25 In. (38mm)	35.31
AM134805	Engine: Engine Block Heater Adapter	See Parts
MIA881629	Engine Block Heater Adapter	See Parts

JOHN DEERE LAWN & GARDEN PRODUCTS
GARDEN TRACTORS

Signature Series X758 Full Time 4-Wheel Drive Tractor Less Deck

Continued

CODE	ATTACHMENT IDENTIFIER	DESCRIPTION	SUGGESTED LIST PRICE USD (\$)
		ATTACHMENTS FOR FIELD CONVERSION Continued...	
	AR87167	Engine Coolant Heater (110 Volt) <i>Requires M1A881626 Engine Block Heater Adapter, (2) 19M7868 Bolts and (1) M87940 Spacer (Serial # 060001-). Requires AM134805 Engine Block Heater Adapter (Serial # -060000).</i>	See Parts
	AM108146	Spark Arrester Screen for Muffler	See Parts
		Fenders:	
	BM24430	Front Fender Kit (X738, X739, X758)	151.94
		Front Hitch:	
	BM19782	Front Quick-Hitch and Hydraulic Lift (X400/X500 HDGT's, X700's)	692.29
		Front PTO:	
	BM24362	4WD 2000 RPM Front PTO (X500 HDGT's, X700's) <i>For European RII Homologation Tractors, also Order BM20978 Front PTO Shield. Required to Meet Homologation Standards. Not Required for CE.</i>	298.53
		Hitch:	
	BM17327	3-Point Hitch (Category 0)	634.51
	BM23882	3-Pt. Hitch, Category 1 (X400/X500 HDGT's, X700's)	634.51
	BM23883	Adaptor Kit, X400/X500 HDGT 3-Point Hitch on X700's <i>Converts a BM21263 (X400/X500 Cat 1) or BM17327 (Cat 0) for use on X700s.</i>	78.11
	BM20877	Rear Receiver Hitch Kit	43.87
	LVU12858	iMatch Quick Hitch Bushings	See Parts
	LVB25976	iMatch Quick Hitch Category 1 with adjustable top hook	350.90
		Hydraulics:	
	BM20837	Hydraulic Angling (X400/X500 HDGT's, X700's)	212.93
	BM20761	Hydraulic Coupler Kit <i>Required on X700, X710, X465, X475 and 425 Tractors.</i>	54.57
	AM134625	Hydraulic Cylinder Lockout Valve	See Parts
	BM20896	Hydraulic Retro Kit	28.89
		Miscellaneous:	
	BM23588	540 RPM Rear PTO Drive (X700's Starting June 2010 production and beyond-) <i>For use on X700 Series Tractors produced after mid-June 2010 when new-pitch gears entered production. See sales manual for tractor serial number break and/or verify that the transmission serial number starts with K00.</i>	960.86
	BM21914	540 RPM Rear PTO Drive (X400/X500 HDGTs, X700's -June 2010 production) <i>For use on X400/X500 HDGTs and X700 Series Tractors produced through mid-June 2010. See Sales Manual for tractor serial number break and/or verify that the transmission serial number starts with K02 or K03. When used on MY2005 and older X400 and X500 HDGTs, also order AM120840 Module.</i>	960.86
	BM20990	Alternator Kit, 40 Amp (X740, X744, X748, X750, X754, X758, X495, X595) <i>Replaces Standard 20 Amp Alternator Recommended with Heated Cab. Standard Equipment on MY2007 (Serial 020001-).</i>	499.69

JOHN DEERE LAWN & GARDEN PRODUCTS
GARDEN TRACTORS

Signature Series X758 Full Time 4-Wheel Drive Tractor Less Deck
Continued

CODE	ATTACHMENT IDENTIFIER	DESCRIPTION	SUGGESTED LIST PRICE USD (\$)
		ATTACHMENTS FOR FIELD CONVERSION Continued...	
	BM24426	Arm Rest kit	189.39
	BM21332	Attaching Parts for Deluxe High-Back Seat	146.59
	AM36786	Battery Charger (110 Volt)	See Parts
	BM20714	Click-N-Go Bracket (X400/X500 HDGT's, X700's)	112.36
	BM21490	Deluxe High-Back Seat <i>Requires BM21332, Attaching Parts when Installing on a Non-Special Edition Tractor.</i>	554.26
	BM20880	Front Brush Guard Kit (X700, X720, X724, X728, X729, X740, X744, X748, X749)	249.31
	BM24375	Front Brush Guard Kit (X710, X730, X734, X738, X739, X750, X744, X788)	249.31
	BM20753	Front Light Kit	207.59
	M150363	Wheel Cover, 10 In. (Chrome)	See Parts
	M150364	Wheel Cover, 12 In. (Chrome)	See Parts
	M114663	Wheel Cover, 12 In. (Yellow Plastic)	See Parts
		Order Zone:	
	LP3301	125 lb. Select Series Mounted Electric Broadcast Spreader	In Catalog
	LP54000	54 In. Tractor Shovel <i>Requires 54 In. Front Blade. Go to Order Zone for Specific Requirements.</i>	In Catalog
	LPJD400	Bucket (5 gallon)	In Catalog
	LPJD301	Bucket Holder (Double)	In Catalog
		Seats / Wheels / Tires:	
	TY15958	Tire Chains (Pair) for 26x12-12 Tires	See Parts
		Weights:	
	BM17972	50 Lb. Cast Iron Wheel Weight (1)	128.40
	BM17976	50 Lb. Wheel Weight, Rear Plastic (1) with Mounting Hardware	66.34
	BM17973	72 Lb. Cast Iron Starter Wheel Weight (1)	181.90
	BM24363	9-Weight Front Weight Bracket <i>For X400/X500 HDGT's, X700's</i>	188.31
	BW14313	Ballast Box (Category 1, 3-Pt. Hitch)	315.66
	BM20715	Ballast Box (Click-N-Go) (X400/X500 HDGT's, X700's) <i>Requires BM20714 Click-N-Go Bracket.</i>	283.56
	BM18101	Mounting Hardware (1) for Attaching 72 Lb. Starter Weight and (2) 50 Lb. Cast Iron Weights on 26 In. Tire	28.89
	BM18089	Mounting Hardware (1) for Attaching 72 Lb. Starter Weight on 26x12-12 Tire	21.40

JOHN DEERE LAWN & GARDEN PRODUCTS
GARDEN TRACTORS

Signature Series X758 Full Time 4-Wheel Drive Tractor Less Deck
Continued

CODE	ATTACHMENT IDENTIFIER	DESCRIPTION	SUGGESTED LIST PRICE USD (\$)
		ATTACHMENTS FOR FIELD CONVERSION Continued...	
	BM17977	Mounting Hardware (1) for Attaching Two 50 lb. Weights to 23 In., 24 In. or 26 In. Tires	20.33
	R66949	Quik-Tatch Weight, 42 Lb.	62.06
	BM20779	Rear Click-N-Go Weight Bracket (X400/X500 HDGT's, X700's) <i>Requires BM20714 Click-N-Go Bracket.</i>	156.21
		Wheels and Tires Front:	
	BM20954	18x8.50-10 In. 4 PR Turf (R3) Front Tires <i>For X728, X729, X748, X749 and X500 HDGT's.</i>	286.76
	BM20952	18x8.50-10 In. 4PR HDAP Tires	334.91
		Wheels and Tires Rear:	
	BM18369	26X12.00-12 In. 4PR Bar Tires (Rear) <i>Use with Two Wheel Steer Only.</i>	640.93
	BM22425	26x12.0-12 In. 2PR HDAP Tires (Rear) <i>Accommodates SKU22260 60-in 7-Iron Mower Deck. Use with Two Wheel Steer Only. Available Feb 2007.</i>	622.74
	BM18370	26x12.00-12 In. 2 PR Turf Tires (Rear)	486.86

SERVICE CONTRACTS - RESIDENTIAL OWNERS/USE

Visit <http://www.JohnDeere.com/ServicePlans> for more information on John Deere Service Contracts. May not be Available in Parts of the U.S., Not Available in Canada. Price may vary due to driving distance and/or time from machine to dealership location.

John Deere Extended Service Plan - 5-Year Option <i>5-year extended service plan. (1- year of extended service protection); 5-years of warranty transportation.</i>	599.99
--	--------

John Deere Extended Service Plan - 6-Year Option <i>6-year extended service plan. (2- years of extended service protection); 6-years of warranty transportation.</i>	729.99
---	--------

JOHN DEERE LAWN & GARDEN PRODUCTS
EQUIPMENT FOR RIDERS & TRACTORS

48 In. Shaft Driven Convertible Mower Deck (48C/48X)
Equipment for Base Machine

48 In. Shaft Driven convertible Mower Deck (48C/48X)	wheels
48 In. cutting width	40mm blade overlap
Side discharge	Formed heavy duty 10 Gauge steel
Mulching capable	Formed edge around deck shell
Material collection capable	Front anti-scalp roller
Heavy duty 4 point mounting system	Shaft drive
(4) Heavy duty rotateable gage	Wash port
	Greaseable deck spindles

CODE	ATTACHMENT IDENTIFIER	DESCRIPTION	SUGGESTED LIST PRICE USD (\$)
------	--------------------------	-------------	-------------------------------------

Select One Code From Each Required Category

BASE MACHINE

F.O.B. Janesville, Wisconsin

9070M	48 In. Shaft Driven Convertible Mower Deck (48C/48X) <i>When mounting on Signature Series Tractors (X710, 730, X734, X738, X739, X750, X754, X758), also order BM24370 Draft Arms and Upstop Kit.</i>	1,300.00
-------	--	----------

DESTINATION

0202	United States and Canada	In Base Price
0230	Australia and New Zealand	Same Price
0195	Mexico	Same Price
0250	All Other Countries	Same Price

ATTACHMENTS FOR FIELD CONVERSION

BM24370	Mower Deck and Mower Deck Attachments: 48C Draft arm kit, X700 Signature Series	63.13
AM130907	Mower Deck Leveling Gauge	See Parts

**JOHN DEERE LAWN & GARDEN PRODUCTS
EQUIPMENT FOR RIDERS & TRACTORS**

54HC Mower Deck X700 for Signature Series (Model Year 2013 and Later)
Equipment for Base Machine

54 HC Shaft Driven Mower Deck	Shaft drive
54 In. Cutting Width	Anti-Scalp Front Roller
Side discharge	40mm blade overlap
Drive over connect, w/optional	Greasable Spindles
auto connect drive shaft	Front Lip Reinforcement
(4) Front and rear adjustable	Formed heavy duty 8 Gauge steel
and quick release gauge wheels	Mower Wash Port
Memory Setting	

CODE	ATTACHMENT IDENTIFIER	DESCRIPTION	SUGGESTED LIST PRICE USD (\$)
------	--------------------------	-------------	-------------------------------------

Select One Code From Each Required Category

BASE MACHINE

F.O.B. Janesville, Wisconsin

9074M	54HC Mower Deck X700 for Signature Series (Model Year 2013 and Later)	1,700.00
-------	---	----------

DESTINATION

001A	United States and Canada	In Base Price
001C	Australia and New Zealand	Same Price
0195	Mexico	Same Price
001D	All Other Countries	Same Price

PTO CONNECTION

3425	Standard Connect	In Base Price
3426	Auto Connect	247.00
3490	Less Drive Shaft	-182.00

ATTACHMENTS FOR FIELD CONVERSION

Mower Deck and Mower Deck Attachments:

BM23977	54HC Mulch Kit	227.91
BM23894	Auto-connect kit, X700 Signature Series	492.20
BM23903	Standard drive shaft with hanger, X700 Signature Series	208.66

**JOHN DEERE LAWN & GARDEN PRODUCTS
EQUIPMENT FOR RIDERS & TRACTORS**

60HC Mower Deck X700 for Signature Series (Model Year 2013 and Later)
Equipment for Base Machine

60HC Shaft Driven Mower Deck	auto connect driveshaft
60 In cutting width	Shaft drive
Formed heavy duty 9 Gauge steel deck	40mm blade overlap
(4) Front and Rear Adjustable and Quick Release Gauge	Greasable Spindles
Wheels with Memory Settings	Front lip Reinforcement
Drive over connect, w/optional	Mower Wash Port

CODE	ATTACHMENT IDENTIFIER	DESCRIPTION	SUGGESTED LIST PRICE USD (\$)
------	-----------------------	-------------	-------------------------------

Select One Code From Each Required Category

BASE MACHINE

F.O.B. Janesville, Wisconsin

9075M	60HC Mower Deck X700 for Signature Series (Model Year 2013 and Later)	2,100.00
-------	---	----------

DESTINATION

001A	United States and Canada	In Base Price
001C	Australia and New Zealand	Same Price
0195	Mexico	Same Price
001D	All Other Countries	Same Price

PTO CONNECTION

3425	Standard Connect	In Base Price
3426	Auto Connect	247.00
3490	Less Drive Shaft	-182.00

ATTACHMENTS FOR FIELD CONVERSION

Mower Deck and Mower Deck Attachments:

BM23978	60HC Mulch Kit	238.61
BM23894	Auto-connect kit, X700 Signature Series	492.20
BM23648	Roller Striping Kit (X400/X500 HDGT, X700s)	278.20
BM23903	Standard drive shaft with hanger, X700 Signature Series	208.66

JOHN DEERE LAWN & GARDEN PRODUCTS
GARDEN TRACTORS

Current Attachments for Non-Current G110 Garden Tractors

CODE	ATTACHMENT IDENTIFIER	DESCRIPTION	SUGGESTED LIST PRICE USD (\$)
ATTACHMENTS FOR FIELD CONVERSION			
Miscellaneous:			
BG20020		46 In. Snow Blade <i>Requires Rear Ballast and Tire Chains.</i>	323.14
BG20260		Sun Canopy <i>Fits all 100 Series Tractors.</i>	99.00
Mower Deck and Mower Deck Attachments:			
BG20304		54 In. Mulch Kit <i>Fits G110, 190C.</i>	222.56
Weights:			
R66949		Quik-Tatch Weight, 42 Lb. <i>Two Required.</i>	62.06
BG20029		Quik-Tatch Weight, 42 Lb. (Boxed) <i>Two Required.</i>	63.13

JOHN DEERE LAWN & GARDEN PRODUCTS
GARDEN TRACTORS

**Current Attachments for Non-Current GT Garden Tractors
(GT235 and GT245)**

CODE	ATTACHMENT IDENTIFIER	DESCRIPTION	SUGGESTED LIST PRICE USD (\$)
ATTACHMENTS FOR FIELD CONVERSION			
		Miscellaneous:	
BM17981		12 Volt Work Light Kit	51.36
BM21289		Halogen Headlight Kit	57.79
		Mower Deck and Mower Deck Attachments:	
SKU21354		48 In. Convertible Mower (48C)	1,080.00
SKU21394		54 In. Convertible Mower (54C)	1,320.00
BM19894		Leaf Bagging Kit (48C/48X Mower) <i>Contains Three Bolt-on Deck Lips for Improved Bagging of Leaves.</i>	99.51
		Weights:	
BM17972		50 Lb. Cast Iron Wheel Weight (1)	128.40
BM17976		50 Lb. Wheel Weight, Rear Plastic (1) with Mounting Hardware	66.34
BM19511		Front Weight Bracket/Bumper <i>For GT225, GT235, GT235E, GT245 and GX255 Tractors. French Canada Dealers must order M139913, Warning Decal.</i>	134.81
BM17985		Mounting Hardware (1) for Attaching One Wheel Weight	11.77
BM17977		Mounting Hardware (1) for Attaching Two 50 lb. Weights to 23 In., 24 In. or 26 In. Tires	20.33
R66949		Quik-Tatch Weight, 42 Lb.	62.06
BM17964		Wheel Weight (Cast Iron, Front, 30 Lb. 8 In.)	101.66
BM17978		Wheel Weight Mounting Hardware (1) for Attaching Front Wheel Weight	10.70
		Wheels and Tires Rear:	
BM18434		23x10.50-12 In. 4 PR Bar Tires (Rear Pair)	339.19
BM21516		24X12.00-12 In. Turf Tires 2PR (Rear) <i>Not for Use on 2003 and Prior Model Year Tractors</i>	339.19

JOHN DEERE LAWN & GARDEN PRODUCTS
GARDEN TRACTORS

Current Attachments for Non-Current GX255 Garden Tractors

CODE	ATTACHMENT IDENTIFIER	DESCRIPTION	SUGGESTED LIST PRICE USD (\$)
ATTACHMENTS FOR FIELD CONVERSION			
		Miscellaneous:	
BM17981		12 Volt Work Light Kit	51.36
BM21289		Halogen Headlight Kit	57.79
		Mower Deck and Mower Deck Attachments:	
SKU21354		48 In. Convertible Mower (48C)	1,080.00
SKU21394		54 In. Convertible Mower (54C)	1,320.00
BM19894		Leaf Bagging Kit (48C/48X Mower) <i>Contains Three Bolt-on Deck Lips for Improved Bagging of Leaves.</i>	99.51
		Weights:	
BM17972		50 Lb. Cast Iron Wheel Weight (1)	128.40
BM17976		50 Lb. Wheel Weight, Rear Plastic (1) with Mounting Hardware	66.34
BM19511		Front Weight Bracket/Bumper <i>For GT225, GT235, GT235E, GT245 and GX255 Tractors. French Canada Dealers must order M139913, Warning Decal.</i>	134.81
BM17985		Mounting Hardware (1) for Attaching One Wheel Weight <i>Attaches (1) 50 lb. Weight to GTs, GXs, X500 M-Ts and F1400s.</i>	11.77
BM17977		Mounting Hardware (1) for Attaching Two 50 lb. Weights to 23 In., 24 In. or 26 In. Tires	20.33
R66949		Quik-Tatch Weight, 42 Lb.	62.06
BM17964		Wheel Weight (Cast Iron, Front, 30 Lb. 8 In.) <i>For Use on Steered Wheel.</i>	101.66
BM17978		Wheel Weight Mounting Hardware (1) for Attaching Front Wheel Weight	10.70
		Wheels and Tires Rear:	
BM18434		23x10.50-12 In. 4 PR Bar Tires (Rear Pair)	339.19
BM21516		24X12.00-12 In. Turf Tires 2PR (Rear) <i>Not for Use on 2003 and Prior Model Year Tractors</i>	339.19

JOHN DEERE LAWN & GARDEN PRODUCTS
GARDEN TRACTORS

Current Attachments for Non-Current GX Garden Tractors (GX335, GX345 and GX355)

CODE	ATTACHMENT IDENTIFIER	DESCRIPTION	SUGGESTED LIST PRICE USD (\$)
ATTACHMENTS FOR FIELD CONVERSION			
		Miscellaneous:	
BM17981		12 Volt Work Light Kit	51.36
BM21289		Halogen Headlight Kit	57.79
		Mower Deck and Mower Deck Attachments:	
		<i>The appropriate front draft arm assembly will be included with tractors shipped "Less Mower", but NOT with the following mowers. Order as PARTS if needed.</i>	
		<i>(GX355): The 48C and 54C In. Mower shipped with GX355's have heavier duty parts. If swapping a mower from a gas tractor or using a cartoned mower on a GX355, order the following from Parts: M143019 Primary Belt and AM130728 Belt Tension Assembly.</i>	
SKU21354		48 In. Convertible Mower (48C)	1,080.00
SKU21394		54 In. Convertible Mower (54C)	1,320.00
		Weights:	
BM17972		50 Lb. Cast Iron Wheel Weight (1)	128.40
BM17976		50 Lb. Wheel Weight, Rear Plastic (1) with Mounting Hardware	66.34
BM17985		Mounting Hardware (1) for Attaching One Wheel Weight <i>Attaches (1) 50 lb. Weight to GTs, GXs, X500 M-Ts and F1400s.</i>	11.77
BM17977		Mounting Hardware (1) for Attaching Two 50 lb. Weights to 23 In., 24 In. or 26 In. Tires	20.33
R66949		Quik-Tatch Weight, 42 Lb. <i>Two Required.</i>	62.06
BM17964		Wheel Weight (Cast Iron, Front, 30 Lb. 8 In.)	101.66
BM17978		Wheel Weight Mounting Hardware (1) for Attaching Front Wheel Weight	10.70
		Wheels and Tires Rear:	
BM18434		23x10.50-12 In. 4 PR Bar Tires (Rear Pair)	339.19
BM21516		24X12.00-12 In. Turf Tires 2PR (Rear) <i>Not for Use on 2003 and Prior Model Year Tractors</i>	339.19

JOHN DEERE LAWN & GARDEN PRODUCTS

EQUIPMENT FOR RIDERS & TRACTORS

44 In. Front Blade (For LT and LTR) Equipment for Base Machine

44 In. Wide, Heavy Gauge,
Curved Blade

Two Adjustable Skid Shoes
Three-Angle Positioning
Replaceable Cutting Edge

Reinforcing Angle on Back
of Blade

CODE	ATTACHMENT IDENTIFIER	DESCRIPTION	SUGGESTED LIST PRICE USD (\$)
------	--------------------------	-------------	-------------------------------------

Select One Code From Each Required Category

BASE MACHINE

F.O.B. Davenport, Iowa

9480M		44 In. Front Blade (For LT and LTR) <i>Rear Weights and Tire Chains are Recommended for Additional Traction.</i>	519.00
-------	--	--	--------

ATTACHMENTS FOR FIELD CONVERSION

BM20796	Miscellaneous: Lift Assist Kit <i>Available for LT150, LT160, and LT170 to Reduce Effort to Raise Front Blade by 40%. Order BM20796 Lift Assist Kit for LT180 if Tractor was Ordered "Less Mower" and is not already Equipped with the Internal Lift Assist Spring (M134323).</i>	49.21
BM21360	Retro-Fit Kit <i>Required for Hand-Lift Tractors</i>	83.46
AM132109	Rubber Blade Squeegee Kit	See Parts
TY24327	Tire Chains for 22x11-10 In. Turf Tires	See Parts
BM19123	Seats / Wheels / Tires: 31 Lb. Plastic Rear Wheel Weights	65.27
TY16200	Tire Chains (Pair) for 20x10-8, 20x10-10	See Parts
R66949	Weights: Quik-Tatch Weight, 42 Lb. <i>Not for LTR166 or LTR180</i>	62.06
BM21432	Rear Weight Bracket Kit <i>Requires Two R66949 Quik-Tatch Weights Not for LTR166 or LTR180</i>	107.00

JOHN DEERE LAWN & GARDEN PRODUCTS
EQUIPMENT FOR RIDERS & TRACTORS

44 In. Front Blade
(For LX, GT and GX255)
Equipment for Base Machine

44 In. Wide, Heavy Gauge,
Curved Blade
Two Adjustable Skid Shoes
Reinforcing Angle on Back
of Blade
Three-Angle Positioning

Height Controlled by Manual
Foot Lift on Tractor
Replaceable Cutting Edge

CODE	ATTACHMENT IDENTIFIER	DESCRIPTION	SUGGESTED LIST PRICE USD (\$)
------	--------------------------	-------------	-------------------------------------

Select One Code From Each Required Category

BASE MACHINE

F.O.B. Davenport, Iowa

9561M	44 In. Front Blade (For LX, GT and GX255) <i>Rear Weights and Tire Chains are Recommended for Additional Traction. Hand Lift Tractors Require BM21360 Retro-Fit Kit.</i>	549.00
-------	--	--------

ATTACHMENTS FOR FIELD CONVERSION

Miscellaneous:

BM19797	Adapter Kit for LX277 AWS and LX280 AWS	31.03
BM21360	Retro-Fit Kit <i>Required for Hand-Lift Tractors</i>	83.46
AM132109	Rubber Blade Squeegee Kit	See Parts
TY15956	Tire Chains (Pair) for 23x10.50-12 In. Drive Tires	See Parts
TY24327	Tire Chains for 22x11-10 In. Turf Tires	See Parts
Seats / Wheels / Tires:		
TY16200	Tire Chains (Pair) for 20x10-8, 20x10-10	See Parts
TY24328	Tire Chains (Pair) for 24x12.00-12 In. Drive Tires <i>For Turf and Knobby Tires. Not Intended for use on all Four Rear Tires.</i>	See Parts
Weights:		
R66949	Quik-Tatch Weight, 42 Lb.	62.06
BM17296	Rear Weight Mounting Kit (LX Series) <i>For LX280 AWS</i>	81.31

**JOHN DEERE LAWN & GARDEN PRODUCTS
EQUIPMENT FOR RIDERS & TRACTORS**

**48 In. Front Blade
(For 240-285, 320, 325, 335, 345, 355D, GT and GX Tractors)
Equipment for Base Machine**

48 In. Wide, Heavy Gauge,
Curved Blade
Two Adjustable Skid Shoes
Replaceable Cutting Edge
Reinforcing Angle on Back
of Blade

Easy-On, Easy-Off Mounting
Five-Angle Positioning
Spring Breakaway with Lock

CODE	ATTACHMENT IDENTIFIER	DESCRIPTION	SUGGESTED LIST PRICE USD (\$)
------	--------------------------	-------------	-------------------------------------

Select One Code From Each Required Category

BASE MACHINE

F.O.B. Davenport, Iowa

3481M	48 In. Front Blade (For 240-285, 320, 325, 335, 345, 355D, GT and GX Tractors) <i>Operator's Manual is Packaged with Attaching Parts Bundle.</i> <i>One 50 Lb. Plastic Wheel Weight on each Rear Wheel or up to Four 42 Lb. Quik-Tatch Weights Recommended for Additional Traction. Tire Chains helpful when Blading Snow.</i>	652.00
-------	---	--------

LIFT KIT

1000	Front Implement Lift Kit (GT with Hand Lift) <i>GT242, GT262, GT275 require two M132142 Brackets, two 19M7789 Bolts and two 14M7466 Nuts.</i>	90.00
1001	Front Implement Lift Kit (325, 335, 345, 355D)	73.00
1002	Front Implement Lift Kit (240-285,320) <i>When Installing Front Implement Lift Kit on the 240 with 38 In. Mower 1-M71193 Right and 1-M71194 Left Mower Lift Stops, 4-03M7190 Carriage Bolts and 4-14M7296 Flange Head Nuts may be Required.</i>	100.00
1003	Front Implement Lift Kit (GX325, GX335, GX345, GX355)	73.00
1004	Front Implement Lift Kit (GT and GX255 with Foot Lift)	106.00
1010	Less Front Implement Lift Kit	In Base Price

ATTACHING PARTS

2001	Attaching Parts (240-285, 320, 325, 335, 345, 355D, GX325, GX335, GX345, GX355) <i>240-285, 320 Tractors Require 24M7053 Washers.</i>	32.00
2002	Attaching Parts (GT and GX255)	43.00
2010	Less Attaching Parts	In Base Price

ATTACHMENTS FOR FIELD CONVERSION

Miscellaneous:

**JOHN DEERE LAWN & GARDEN PRODUCTS
EQUIPMENT FOR RIDERS & TRACTORS**

**48 In. Front Blade
(For 240-285, 320, 325, 335, 345, 355D, GT and GX Tractors)
Continued**

CODE	ATTACHMENT IDENTIFIER	DESCRIPTION	SUGGESTED LIST PRICE USD (\$)
		ATTACHMENTS FOR FIELD CONVERSION Continued...	
BM19218		Attaching Parts (240-285, 320, 325, 335, 345, 355D, GX325, GX335, GX345, GX355) <i>240-285, 320 Tractors Require six 24M7053 Washers.</i>	39.59
BM21340		Attaching Parts (GT and GX255)	50.29
BM16733		Front Implement Lift Kit (240-285,320) <i>When Installing Front Implement Lift Kit on the 240 with 38 In. Mower 1-M71193 Right and 1-M71194 Left Mower Lift Stops, 4-03M7190 Carriage Bolts and 4-14M7296 Flange Head Nuts may be Required.</i>	119.84
BM19996		Front Implement Lift Kit (325, 335, 345, 355D)	86.67
BM20781		Front Implement Lift Kit (GX325, GX335, GX345, GX355)	86.67
BM21337		Front Implement Lift Kit (LX, GT, GX255 with Foot Lift) <i>(LX, GT and GX255 with Foot Lift) LX280 AWS Requires (2) M136814 Brackets, (4) 19M7285 Bolts and four 14M7466 Nuts (1) M155668 Bracket, (1) 19M7786 M10x30 Bolt, and (1) 14M7400 M10 Locknut.</i>	124.11
BM18977		Front Implement Lift Kit (LX/GT with Hand Lift) <i>GT242, GT262, GT275 require two M132142 Brackets, two 19M7789 Bolts and two 14M7401 Nuts.</i>	107.00
AM119321		Heavy Duty Skid Shoe (1)	See Parts
BM21341		Manual Angling Kit (GT, 240-285, 320, 325, 335, 345, 355D, GX) <i>For 240-285, 320 Tractors, Order one AM103783 Bracket, one 19M7866 Bolt and one 14M7401 Nut.</i>	207.59
TY15956		Tire Chains (Pair) for 23x10.50-12 In. Drive Tires	See Parts
TY24328		Seats / Wheels / Tires: Tire Chains (Pair) for 24x12.00-12 In. Drive Tires <i>For Turf and Knobby Tires. Not Intended for use on all Four Rear Tires.</i>	See Parts
BM17976		Weights: 50 Lb. Wheel Weight, Rear Plastic (1) with Mounting Hardware <i>Use of Two Weights is Recommended.</i>	66.34
R66949		Quik-Tatch Weight, 42 Lb. <i>Use of Four Weights is Recommended.</i>	62.06

JOHN DEERE LAWN & GARDEN PRODUCTS
EQUIPMENT FOR COMPACT UTILITY AND GARDEN TRACTORS

54 In. Quick-Hitch Front Blade (For X400/X500 HDGT's, X700's, 425-455, 1023E, 1025R, 1026R, 2210, 2305, 2025R, 2032R, 2320, 2520, 2720, 4010, 4100, 4110 and 4115 Tractors)

Equipment for Base Machine

54 In. Clearing Width "Straight"	Two Adjustable Skid Shoes
48 In. Clearing Width "Fully Angled"	Reinforced Angle Bar on Back of Blade
Replaceable Cutting Edge	Spring Breakaway with Lock-Out Pin
Heavy 11-Gauge, Curved Blade	Less Front Hitch
Angled Left or Right Up to 27 Degrees	Less Hydraulic Angling

CODE	ATTACHMENT IDENTIFIER	DESCRIPTION	SUGGESTED LIST PRICE USD (\$)
------	--------------------------	-------------	-------------------------------------

Select One Code From Each Required Category

BASE MACHINE

F.O.B. Davenport, Iowa

1491M	54 In. Quick-Hitch Front Blade (For X400/X500 HDGT's, X700's, 425-455, 1023E, 1025R, 1026R, 2210, 2305, 2025R, 2032R, 2320, 2520, 2720, 4010, 4100, 4110 and 4115 Tractors) <i>X700, X710, X465, X475 and 425 Require BM20761 Hydraulic Coupler Kit.</i> <i>Compact Tractors Require Dual Selective Control Valve and Front Attaching Support Kit. See Sales Manual for Front Attaching Support Requirements.</i> <i>See Sales Manual for Ballast Requirements.</i>	515.00
-------	--	--------

FRONT QUICK-HITCH

1000	Front Quick-Hitch and Hydraulic Lift (For X400/X500 HDGT's, X700's)	603.00
1001	Front Quick-Hitch and Hydraulic Lift (425, 445, 455)	625.00
1006	Front Quick-Hitch and Hydraulic Lift (2210, 2305)	641.00
1007	Front Quick-Hitch and Hydraulic Lift (2025R, 2032R, 2320, 2520, 2720, 4010, 4100, 4110, 4115)	688.00
1008	Front Quick-Hitch and Hydraulic Lift(1023E, 1025R, 1026R)	688.00
1010	Less Front Quick-Hitch	In Base Price

HYDRAULIC ANGLING (REQUIRED FOR OPERATION)

2000	Hydraulic Angling (For X400/X500 HDGT's, X700's) <i>BM20761 Hydraulic Coupler Kit Required on X700, X710, X465 and X475.</i>	186.00
2001	Hydraulic Angling (425, 445, 455) <i>BM20761 Hydraulic Coupler Kit Required on 425 Tractor.</i>	161.00
2005	Hydraulic Angling (2210, 2305)	187.00
2006	Hydraulic Angling (2025R, 2032R, 2320, 2520, 2720, 4010, 4100, 4110, 4115)	193.00

JOHN DEERE LAWN & GARDEN PRODUCTS
EQUIPMENT FOR COMPACT UTILITY AND GARDEN TRACTORS

54 In. Quick-Hitch Front Blade (For X400/X500 HDGT's, X700's, 425-455, 1023E, 1025R, 1026R, 2210, 2305, 2025R, 2032R, 2320, 2520, 2720, 4010, 4100, 4110 and 4115 Tractors)

Continued

CODE	ATTACHMENT IDENTIFIER	DESCRIPTION	SUGGESTED LIST PRICE USD (\$)
		HYDRAULIC ANGLING (REQUIRED FOR OPERATION)	
		Continued...	
2007		Hydraulic Angling (1023E, 1025R, 1026R)	187.00
2010		Less Hydraulic Angling	In Base Price

ATTACHMENTS - ORDER AS DESIRED

9100		European CE Kit: European CE Certification Kit	No Charge
------	--	--	-----------

ATTACHMENTS FOR FIELD CONVERSION

		Front Hitch:	
LVB26047		Front Quick-Hitch and Hydraulic Lift (1023E, 1025R, 1026R)	788.59
LVB24898		Front Quick-Hitch and Hydraulic Lift (2025R, 2032R, 2320 - 2720) <i>Fits also 4010, 4100, 4110 and 4115 Tractors for 47SB only.</i>	788.59
BM20921		Front Quick-Hitch and Hydraulic Lift (2305) <i>Fits also 2210 Tractors (for 47SB only).</i>	736.16
BM17347		Front Quick-Hitch and Hydraulic Lift (415, 425, 445, 455)	715.83
BM19782		Front Quick-Hitch and Hydraulic Lift (X400/X500 HDGT's, X700's)	692.29
		Hydraulics:	
LVB26108		Hydraulic Angling (1023E, 1025R, 1026R)	215.07
LVB24901		Hydraulic Angling (2025R, 2032R, 2320, 2520, 2720, 4010, 4100, 4110, 4115)	220.41
BM17650		Hydraulic Angling (415, 425, 445, 455)	185.11
BM20837		Hydraulic Angling (X400/X500 HDGT's, X700's)	212.93
BM20922		Hydraulic Angling Kit (2210, 2305)	215.07
BM20761		Hydraulic Coupler Kit <i>Required on X700, X465, X475 and 425 Tractors.</i>	54.57
		Miscellaneous:	
BM20714		Click-N-Go Bracket (X400/X500 HDGT's, X700's)	112.36
LVB25302		Front Attaching Support Kit <i>For 2520, 2720, 4100, 4110, 4115 Tractors. See Sales Manual for Front Attaching Support Requirements.</i>	59.91
LVB26046		Front Attaching Support Kit (1023E, 1025R, 1026R) <i>See Sales Manual for Front Attaching Support Requirements.</i>	67.41
LVB24895		Front Attaching Support Kit (2025R, 2320) <i>See Sales Manual for Front Attaching Support Requirements.</i>	82.39
LVB25396		Front Attaching Support Kit (2305) <i>Fits also 2210 Tractors (for 47SB only.) See Sales Manual for Front Attaching Support Requirements.</i>	59.91

JOHN DEERE LAWN & GARDEN PRODUCTS
EQUIPMENT FOR COMPACT UTILITY AND GARDEN TRACTORS

54 In. Quick-Hitch Front Blade (For X400/X500 HDGT's, X700's, 425-455, 1023E, 1025R, 1026R, 2210, 2305, 2025R, 2032R, 2320, 2520, 2720, 4010, 4100, 4110 and 4115 Tractors)

Continued

CODE	ATTACHMENT IDENTIFIER	DESCRIPTION	SUGGESTED LIST PRICE USD (\$)
		ATTACHMENTS FOR FIELD CONVERSION Continued...	
	LVB24899	Front Hitch/Mid-Mount Mower Combo Bracket (2025R, 2032R, 2320-2720) <i>Compatible with 4115 Tractor also. Required for Tool Free Change Between 54D or 62D OnRamp Mid-Mount Mower and Quik-Tatch Front Hitch (2025R, 2032R, 2320, 2520, 2720, 4115).</i>	127.33
	BM20753	Front Light Kit <i>For X400/X500 HDGT and X700 Series Garden Tractors.</i>	207.59
	AM119321	Heavy Duty Skid Shoe (1)	See Parts
	TY15956	Tire Chains (Pair) for 23x10.50-12 In. Drive Tires <i>All Wheel Steer Tractors with Standard 23x10.50-12 In. Tires Require BM18021 Wheel Spacer Kit to Provide Clearance Between Tire Chains and Steering Linkage.</i>	See Parts
	TY15845	Tire Chains (Pair) for 23x10.50-12 In. Rear Tires (318, 322, 332)	See Parts
	TY15841	Tire Chains (Pair) for 23x8.50-12 In. Drive Tires	See Parts
	BM22725	Wheel Spacer Kit <i>For all Wheel Steer Tractors when Installing TY15956 Chains.</i>	157.29
	LP54000	Order Zone: 54 In. Tractor Shovel <i>For X400/X500 HDGT's and X700's Only. Go to Order Zone for Specific Requirements.</i>	In Catalog
	TY15958	Seats / Wheels / Tires: Tire Chains (Pair) for 26x12-12 Tires	See Parts
	BM20715	Weights: Ballast Box (Click-N-Go) (X400/X500 HDGT's, X700's) <i>Requires BM20714 Click-N-Go Bracket.</i>	283.56
	R66949	Quik-Tatch Weight, 42 Lb.	62.06
	BM20779	Rear Click-N-Go Weight Bracket (X400/X500 HDGT's, X700's) <i>Requires BM20714 Click-N-Go Bracket.</i>	156.21

JOHN DEERE LAWN & GARDEN PRODUCTS
EQUIPMENT FOR RIDERS & TRACTORS

ROPS Hard Cab (For X710,X730,X734,X738,X739,X750,X754,X758 Garden Tractors)
Equipment for Base Machine

Modular Design
ROPS Certified
Steel Doors
Sliding Glass Windows
Front windshield wiper

Safety Glass Rear Window

CODE	ATTACHMENT IDENTIFIER	DESCRIPTION	SUGGESTED LIST PRICE USD (\$)
------	--------------------------	-------------	-------------------------------------

Select One Code From Each Required Category

BASE MACHINE

F.O.B. Davenport, Iowa

9356M	ROPS Hard Cab (For X710,X730,X734,X738,X739,X750,X754,X758 Garden Tractors)	4,799.00
-------	---	----------

DESTINATION

001A	US/Canada	In Base Price
------	-----------	---------------

ATTACHMENTS FOR FIELD CONVERSION

Miscellaneous:

BM24425	Auxiliary Alternator Kit (X710, X730, X734, X738, X739, X700, X720, X724, X728, X729, X475, X485, X575, X585) <i>Supplements Standard 20 Amp Alternator. Recommended with Heated Cabs.</i>	388.41
BM25033	Heater, Tuck-Away	457.96

JOHN DEERE LAWN & GARDEN PRODUCTS
EQUIPMENT FOR RIDERS & TRACTORS

**ROPS Hard Cab (For X400/X500 HDGT and X700, X720, X724, X728, X729, X740, X744,
X748, X749 Garden Tractors)**
Equipment for Base Machine

Modular Design
ROPS Certified
Steel Doors
Sliding Glass Windows
Safety Glass Rear Window

CODE	ATTACHMENT IDENTIFIER	DESCRIPTION	SUGGESTED LIST PRICE USD (\$)
------	--------------------------	-------------	-------------------------------------

Select One Code From Each Required Category

BASE MACHINE

F.O.B. Davenport, Iowa

9354M		ROPS Hard Cab (For X400/X500 HDGT and X700, X720, X724, X728, X729, X740, X744, X748, X749 Garden Tractors) <i>Not Compatible with 45 Loader. Cab is Shipped in two Boxes.</i>	3,849.00
-------	--	---	----------

ATTACHMENTS FOR FIELD CONVERSION

	Miscellaneous:		
BM20990	Alternator Kit, 40 Amp (X740, X744, X748, X750, X754, X758, X495, X595) <i>Replaces Standard 20 Amp Alternator Recommended with Heated Cab. Standard Equipment on MY2007 (Serial 020001-).</i>		499.69
BM23194	Auxiliary Alternator Kit (X700, X720, X724, X728, X729, X475, X485, X575, X585) <i>Supplements Standard 20 Amp Alternator. Recommended with Heated Cabs.</i>		388.41
BM20931	Exterior Rear View Mirror Kit (Set of 2)		110.21
BM21480	Heater, Tuck-Away		438.70
BM20932	Strobe Light		145.51
BM20930	Switch Panel Kit/Fuse Block		249.31
BM20934	Wiper, Electric		206.51

JOHN DEERE LAWN & GARDEN PRODUCTS
EQUIPMENT FOR RIDERS & TRACTORS

**ROPS Soft Cab (For X400/X500 HDGT and X700, X720, X724, X728, X729, X740, X744,
X748, X749 Garden Tractors)**
Equipment for Base Machine

Modular Design
ROPS Certified
Vinyl Doors
Clear Vinyl Windows
Clear Vinyl Rear Window

CODE	ATTACHMENT IDENTIFIER	DESCRIPTION	SUGGESTED LIST PRICE USD (\$)
------	--------------------------	-------------	-------------------------------------

Select One Code From Each Required Category

BASE MACHINE

F.O.B. Davenport, Iowa

9355M		ROPS Soft Cab (For X400/X500 HDGT and X700, X720, X724, X728, X729, X740, X744, X748, X749 Garden Tractors) <i>Is compatible with 45 Loader.</i>	2,689.00
-------	--	---	----------

ATTACHMENTS FOR FIELD CONVERSION

Miscellaneous:

BM20990	Alternator Kit, 40 Amp (X740, X744, X748, X750, X754, X758, X495, X595) <i>Replaces Standard 20 Amp Alternator Recommended with Heated Cab. Standard Equipment on MY2007 (Serial 020001-).</i>	499.69
BM23194	Auxiliary Alternator Kit (X700, X720, X724, X728, X729, X475, X485, X575, X585) <i>Supplements Standard 20 Amp Alternator. Recommended with Heated Cabs.</i>	388.41
BM20931	Exterior Rear View Mirror Kit (Set of 2)	110.21
BM21480	Heater, Tuck-Away	438.70
BM20932	Strobe Light	145.51
BM20930	Switch Panel Kit/Fuse Block	249.31
BM20934	Wiper, Electric	206.51

JOHN DEERE LAWN & GARDEN PRODUCTS
EQUIPMENT FOR RIDERS & TRACTORS

**Weather Enclosure (For X400/X500 HDGT and X700, X720, X724, X728, X729, X740,
X744, X748, X749 Garden Tractors)**
Equipment for Base Machine

16 Gauge Steel Tubing
Construction
Molded Plastic Roof
Vinyl Fabric Doors and
Sides
Lexan Window

CODE	ATTACHMENT IDENTIFIER	DESCRIPTION	SUGGESTED LIST PRICE USD (\$)
------	--------------------------	-------------	-------------------------------------

Weather Enclosure

*Weather Enclosure is not Modular Design, not ROPS Certified and
no Wiper as Standard Equipment.*

ATTACHMENTS FOR FIELD CONVERSION

BM20482	Miscellaneous:		
	Soft Weather Enclosure		1,074.29
BM20923	Windshield, Safety Glass		198.00
BM20925	Wiper, 12V Electric <i>Requires BM20923 Windshield</i>		205.00

**JOHN DEERE LAWN & GARDEN PRODUCTS
EQUIPMENT FOR RIDERS & TRACTORS**

**45 Loader
(For X400/X500 HDGT and X700 Series Two Wheel Steer Tractors,
Not for X465 Model or X700 Signature Series Tractors)
Equipment for Base Machine**

Lift Height: 73"
Lift Capacity:
Boom Breakout Force
770 Lbs.(349 kg)
640 Lbs.(290 kg) to
36"
385 Lbs.(175 kg) to
Maximum Lift Height
Bucket Rollback Force
@ Ground Line 740 Lbs.
(336 kg)

Bucket Width - 48"
(122 cm)
Bucket Capacity (Struck)
5.0 Cu. Ft.
Integral Parking Support
Cylinder Diameter
Lift - 1.5" (38 mm)
Bucket - 1.75" (44 mm)
Quik-Tatch Mounting
Hoses and Couplers
Tractor Transaxle

Hydrostatic Pressure
Relief Valve

CODE	ATTACHMENT IDENTIFIER	DESCRIPTION	SUGGESTED LIST PRICE USD (\$)
------	--------------------------	-------------	-------------------------------------

Select One Code From Each Required Category

BASE MACHINE

F.O.B. Davenport, Iowa

3990M	45 Loader (For X400/X500 HDGT and X700 Series Two Wheel Steer Tractors, Not for X465 Model or X700 Signature Series Tractors) <i>Tractor ballasting required. See operator's manual/sales manual.</i> <i>X475 and the X700 model require BM20761 Hydraulic Coupler Kit. Requires AM131526 Hydraulic Cylinder Lock-Out Valve (must order from parts). Requires Transaxle Hydrostatic Relief Valve (included with loader).</i>	3,489.00
-------	--	----------

TRANSAXLE HYDROSTATIC RELIEF VALVE

1000	2WD Transaxle Hydrostatic Relief Valve (X400 HDGT's, X700, X720, X740)	Same Price
1001	4WD Transaxle Hydrostatic Relief Valve (X500 HDGT's, X728, X748)	In Base Price

Ballast Box

2000	Ballast Box (Click-N-Go) <i>Requires BM20714 Click-N-Go Bracket</i>	243.00
2002	Ballast Box (Category 1 3-Pt. Hitch)	243.00
2010	Less Ballast Box	In Base Price

ATTACHMENTS FOR FIELD CONVERSION

M146148	Hydraulics: Free-Wheeling Valve Control Lever <i>Included with loader. Must be installed with Transaxle Hydrostatic relief valve on any X400/X500 HDGT or X700 Series Tractor equipped with a Loader.</i>	See Parts
---------	--	-----------

JOHN DEERE LAWN & GARDEN PRODUCTS
EQUIPMENT FOR RIDERS & TRACTORS

45 Loader
(For X400/X500 HDGT and X700 Series Two Wheel Steer Tractors,
Not for X465 Model or X700 Signature Series Tractors)

Continued

CODE	ATTACHMENT IDENTIFIER	DESCRIPTION	SUGGESTED LIST PRICE USD (\$)
		ATTACHMENTS FOR FIELD CONVERSION Continued...	
	AM134625	Hydraulic Cylinder Lockout Valve	See Parts
	BW15043	Transaxle Hydrostatic Relief Valve <i>Included with Loader. Must be Installed on any X400 Series Tractor Equipped with a Front End Loader. Requires M146148 Free-Wheeling Valve Control Lever.</i>	154.09
	BW15044	Transaxle Hydrostatic Relief Valve <i>Included with Loader. Must be Installed on any X500 Series HDGT, X728 or X748 Tractor Equipped with a front end loader. Requires M146148 Free-Wheeling Valve Control Lever.</i>	154.09
		Miscellaneous:	
	BM17981	12 Volt Work Light Kit	51.36
	BW15041	48 In. Bucket <i>For Replacement Only.</i>	593.86
	BM20714	Click-N-Go Bracket (X400/X500 HDGT's, X700's)	112.36
	AM131526	Hydraulic Cylinder Lockout Valve	See Parts
		Weights:	
	BM17972	50 Lb. Cast Iron Wheel Weight (1) <i>Requires BM17985 Wheel Weight Mounting Hardware Kit.</i>	128.40
	BM17976	50 Lb. Wheel Weight, Rear Plastic (1) with Mounting Hardware	66.34
	BM17973	72 Lb. Cast Iron Starter Wheel Weight (1)	181.90
	BW14313	Ballast Box (Category 1, 3-Pt. Hitch)	315.66
	BM20715	Ballast Box (Click-N-Go) (X400/X500 HDGT's, X700's) <i>Requires BM20714 Click-N-Go Bracket.</i>	283.56
	BM18101	Mounting Hardware (1) for Attaching 72 Lb. Starter Weight and (2) 50 Lb. Cast Iron Weights on 26 In. Tire	28.89
	BM18089	Mounting Hardware (1) for Attaching 72 Lb. Starter Weight on 26x12-12 Tire	21.40
	R66949	Quik-Tatch Weight, 42 Lb.	62.06
	BM20779	Rear Click-N-Go Weight Bracket (X400/X500 HDGT's, X700's) <i>Requires BM20714 Click-N-Go Bracket.</i>	156.21

JOHN DEERE LAWN & GARDEN PRODUCTS
EQUIPMENT FOR RIDERS & TRACTORS

**7 Bu. Rear Bagger
(For Riding Mowers)**
Equipment for Base Machine

7 BUSHEL HOPPER ASSEMBLY:
Polypropylene Hopper Top
Two Easy-to-Empty Bags
Quik-Tatch Mounting
POWER FLOW CHUTE:
Handle for Easy

Installation and Removal
Air Flow Indicator

CODE	ATTACHMENT IDENTIFIER	DESCRIPTION	SUGGESTED LIST PRICE USD (\$)
ATTACHMENTS FOR FIELD CONVERSION			
BM20452		Material Collection System Hoppers: 7 Bushel Hopper Assembly <i>Requires Appropriate Rear Bagger Chute. Front Ballast is Required when Bagging. Order BM17963, Front Weight Kit and BM17979, Weight Mounting Hardware.</i>	445.11
BM20384		Material Collection System Power Flow/Rear Bagger Chutes: Rear Bagger Chute for 30 In. and 38 In. Mowers	71.69
BM17963		Miscellaneous: Front Weight Kit	140.17
BM17979		Weight Mounting Hardware	10.70

JOHN DEERE LAWN & GARDEN PRODUCTS
EQUIPMENT FOR RIDERS & TRACTORS

7 Bu. Rear Bagger and 7 Bu. Power Flow Material Collection Systems
(For STX38 and STX46 Lawn Tractors)
Equipment for Base Machine

<p>7 BUSHEL HOPPER ASSEMBLY: Polypropylene Hopper Top Two Easy-to-Empty Bags Quik-Tatch Mounting POWER FLOW CHUTE: Handle for Easy Installation and Removal</p>	<p>Air Flow Indicator BLOWER ASSEMBLY: Easy Installation and Removal Polyethylene Housing</p>
---	---

CODE	ATTACHMENT IDENTIFIER	DESCRIPTION	SUGGESTED LIST PRICE USD (\$)
ATTACHMENTS FOR FIELD CONVERSION			
		Material Collection System Hoppers:	
BM20453		7 Bushel Hopper Assembly <i>Requires Appropriate Rear Bagger Chute, or Blower Assembly and Power Flow Chute.</i>	445.11
		Material Collection System Power Flow Blowers:	
BM16659		Blower Assembly-38 In. Mower (Yellow) <i>STX38 (- 210,000).</i>	541.41
		Material Collection System Power Flow/Rear Bagger Chutes:	
BM20988		Power Flow Chute	73.83
BM20982		Rear Bagger Chute for 38 In. Mowers	73.83
		Mower Deck and Mower Deck Attachments:	
M83459		High Lift Mower Blade (38 In. Mower)	See Parts
AM103851		Mower Lip Kit (Left), 38 In. Mower	See Parts
AM103852		Mower Lip Kit (Right Rear), 38 In. Mower	See Parts

**JOHN DEERE LAWN & GARDEN PRODUCTS
EQUIPMENT FOR RIDERS & TRACTORS**

**7 Bu. Rear Bagger and 7 Bu. Power Flow Material Collection Systems
(For LT Lawn Tractors)
Equipment for Base Machine**

7 BUSHEL HOPPER ASSEMBLY:
Polypropylene Hopper Top
Two Easy-to-Empty Bags
Quik-Tatch Mounting
POWER FLOW CHUTE:
Handle for Easy
Installation and Removal
Air Flow Indicator

BLOWER ASSEMBLY:
For 48 In. and 54 In. Mowers
Easy Installation and
Removal
Polyethylene Housing

CODE	ATTACHMENT IDENTIFIER	DESCRIPTION	SUGGESTED LIST PRICE USD (\$)
ATTACHMENTS FOR FIELD CONVERSION			
		Material Collection System Hoppers:	
BM20454		7 Bushel Hopper Assembly <i>Requires Appropriate Rear Bagger Chute or Blower Assembly and Power Flow Chute.</i>	445.11
		Material Collection System Power Flow Blowers:	
BM20004		QT Blower Assembly for 38 In. Mower	600.27
BM21380		QT Blower Assembly for 48C Mower (LT166, LT180, LT190)	541.41
		Material Collection System Power Flow/Rear Bagger Chutes:	
BM20988		Power Flow Chute	73.83
BM20942		Rear Bagger Chute - 42C Mower, LT Only	90.96
BM20493		Rear Bagger Chute 38 In. Mower, LT Only	74.90
		Mower Deck and Mower Deck Attachments:	
AM115595		48 In. Rear Lip Kit (1992 and prior)	See Parts
BM20505		Front Blowout Baffle for 42 In. Mower (42C/42X)	38.51
M135589		Hi Lift Blade For 48 In. Mower	See Parts
M83459		High Lift Mower Blade (38 In. Mower)	See Parts
BM19894		Leaf Bagging Kit (48C/48X Mower) <i>Contains Three Bolt-on Deck Lips for Improved Bagging of Leaves.</i>	99.51
AM103851		Mower Lip Kit (Left), 38 In. Mower	See Parts
AM103852		Mower Lip Kit (Right Rear), 38 In. Mower	See Parts

**JOHN DEERE LAWN & GARDEN PRODUCTS
EQUIPMENT FOR RIDERS & TRACTORS**

**7 Bu. Rear Bagger and 7 Bu. Power Flow Material Collection System
(For LX Lawn Tractors)
Equipment for Base Machine**

7 BUSHEL HOPPER ASSEMBLY:
Polypropylene Hopper Top
Two Easy-to-Empty Bags
Quik-Tatch Mounting
POWER FLOW CHUTE:
Handle for Easy
Installation and Removal
Air Flow Indicator

BLOWER ASSEMBLY:
For 48 In. and 54 In. Mowers
Easy Installation and
Removal
Polyethylene Housing

CODE	ATTACHMENT IDENTIFIER	DESCRIPTION	SUGGESTED LIST PRICE USD (\$)
ATTACHMENTS FOR FIELD CONVERSION			
		Material Collection System Hoppers:	
BM20455		7 Bushel Hopper Assembly <i>For LX172-LX188 and LX255, LX266, LX277, LX277 AWS, LX280 AWS and LX288 Lawn Tractors. Requires Appropriate Rear Bagger Chute or Blower Assembly and Power Flow Chute. LX277 AWS and LX280 AWS Requires BM19797, Adapter Kit.</i>	445.11
BM20456		7 Bushel Hopper Assembly <i>For LX280 (Not LX280 AWS) and LX289. Requires Appropriate Rear Bagger Chute or Blower Assembly and Power Flow Chute.</i>	445.11
		Material Collection System Power Flow Blowers:	
BM22696		48C/48X High-Performance Blower Assembly for Mowers with Rotateable Anti-Scalp Wheels (X300/X500 M-T/X700) <i>Requires BM21681 Power Flow Chute.</i>	541.41
BM22697		54C/54X/54D High-Performance Blower Assembly (X300/X500 M-T/X700, 1023E, 1025R, 1026R, 2305, 2025R, 2320, 2210 and 4115) <i>Requires BM21681 Power Flow Chute.</i>	541.41
BM19089		Blower Assembly for 48 In. Mower <i>Not for 48C Mower. Requires BM20988 Power Flow Chute.</i>	541.41
BM19090		Blower Assembly for 54 In. Mower <i>Not for 54C Mower. Requires BM20988 Power Flow Chute.</i>	541.41
BM16659		Blower Assembly-38 In. Mower (Yellow) <i>Use for LX277 AWS only and LX280 AWS. Requires BM20988 Power Flow Chute.</i>	541.41
BM18770		QT Blower Assembly for 38 In. Mower (Yellow 38 In. Decks) <i>Not for use on LX277 AWS or LX280 AWS. Requires BM20988 Power Flow Chute.</i>	594.91
		Material Collection System Power Flow/Rear Bagger Chutes:	
BM20988		Power Flow Chute	73.83
BM21681		Power Flow Chute (7 bu.) <i>For 48C, 48X, 54C or 54X Series Blowers.</i>	114.49
BM20982		Rear Bagger Chute for 38 In. Mowers	73.83
		Miscellaneous:	
BM19797		Adapter Kit for LX277 AWS and LX280 AWS	31.03

JOHN DEERE LAWN & GARDEN PRODUCTS
EQUIPMENT FOR RIDERS & TRACTORS

**7 Bu. Rear Bagger and 7 Bu. Power Flow Material Collection System
(For LX Lawn Tractors)**

Continued

CODE	ATTACHMENT IDENTIFIER	DESCRIPTION	SUGGESTED LIST PRICE USD (\$)
ATTACHMENTS FOR FIELD CONVERSION Continued...			
		Mower Deck and Mower Deck Attachments:	
	AM115595	48 In. Rear Lip Kit (1992 and prior)	See Parts
	M139977	Bagging Mower Blade (42C Mower)	See Parts
	BM20505	Front Blowout Baffle for 42 In. Mower (42C/42X)	38.51
	M135589	Hi Lift Blade For 48 In. Mower	See Parts
	M83459	High Lift Mower Blade (38 In. Mower)	See Parts
	BM19894	Leaf Bagging Kit (48C/48X Mower) <i>Contains Three Bolt-on Deck Lips for Improved Bagging of Leaves.</i>	99.51
	BM20985	Leaf Bagging Kit (54C/54X Mower)	124.11
	AM103851	Mower Lip Kit (Left), 38 In. Mower	See Parts
	AM103852	Mower Lip Kit (Right Rear), 38 In. Mower	See Parts

JOHN DEERE LAWN & GARDEN PRODUCTS
EQUIPMENT FOR RIDERS & TRACTORS

**7 Bu. Rear Bagger and 7 Bu. Power Flow Material Collection Systems
(For SST Lawn Tractors)
Equipment for Base Machine**

7 BUSHEL HOPPER ASSEMBLY:
Polypropylene Hopper Top
Two Easy-to-Empty Bags
Quik-Tatch Mounting
POWER FLOW CHUTE:
Handle for Easy
Installation and Removal
Air Flow Indicator

BLOWER ASSEMBLY:
For 48 In. and 54 In. Mowers
Easy Installation and
Removal
Polyethylene Housing

CODE	ATTACHMENT IDENTIFIER	DESCRIPTION	SUGGESTED LIST PRICE USD (\$)
ATTACHMENTS FOR FIELD CONVERSION			
		Material Collection System Power Flow Blowers:	
BM22696		48C/48X High-Performance Blower Assembly for Mowers with Rotateable Anti-Scalp Wheels (X300/X500 M-T/X700)	541.41
		Material Collection System Power Flow/Rear Bagger Chutes:	
BM20988		Power Flow Chute	73.83
BM21681		Power Flow Chute (7 bu.) <i>For 48C, 48X, 54C or 54X Series Blowers.</i>	114.49
BM20943		Rear Bagger Chute for 42 In. All Purpose Mower (42AP)	86.67
		Mower Deck and Mower Deck Attachments:	
BM20505		Front Blowout Baffle for 42 In. Mower (42C/42X)	38.51
M135589		Hi Lift Blade For 48 In. Mower	See Parts
BM19894		Leaf Bagging Kit (48C/48X Mower) <i>Contains Three Bolt-on Deck Lips for Improved Bagging of Leaves.</i>	99.51
BM20937		Weights: Front Weight Kit (SST) <i>Warning Label not Included. French Canadian Dealers Need to Order M127333 Warning Label. Order M127333 Warning Label.</i>	60.99

**JOHN DEERE LAWN & GARDEN PRODUCTS
EQUIPMENT FOR RIDERS & TRACTORS**

**7 Bu. Rear Bagger and 7 Bu. Power Flow Material Collection Systems
(For GT Garden Tractors)
Equipment for Base Machine**

7 BUSHEL HOPPER ASSEMBLY:
Polypropylene Hopper Top
Two Easy-to-Empty Bags
Quik-Tatch Mounting
POWER FLOW CHUTE:
Handle for Easy
Installation and Removal
Air Flow Indicator

BLOWER ASSEMBLY:
For 48 In. and 54 In. Mowers
Easy Installation and
Removal
Polyethylene Housing

CODE	ATTACHMENT IDENTIFIER	DESCRIPTION	SUGGESTED LIST PRICE USD (\$)
ATTACHMENTS FOR FIELD CONVERSION			
		Material Collection System Hoppers:	
BM20456		7 Bushel Hopper Assembly <i>Requires Appropriate Rear Bagger Chute or Blower Assembly and Power Flow Chute.</i>	445.11
		Material Collection System Power Flow Blowers:	
BM22696		48C/48X High-Performance Blower Assembly for Mowers with Rotateable Anti-Scalp Wheels (X300/X500 M-T/X700) <i>Requires BM21681 Power Flow Chute.</i>	541.41
BM22697		54C/54X/54D High-Performance Blower Assembly (X300/X500 M-T/X700, 1023E, 1025R, 1026R, 2305, 2025R, 2320, 2210 and 4115) <i>Requires one AM133822 Wheel Adjusting Pin for use on Model Year 2004 Mowers. Requires BM21681 Power Flow Chute.</i>	541.41
BM19089		Blower Assembly for 48 In. Mower <i>Not for 48C Mower. Requires BM20988 Power Flow Chute.</i>	541.41
BM19090		Blower Assembly for 54 In. Mower <i>Not for 54C Mower. Requires BM20988 Power Flow Chute.</i>	541.41
BM16659		Blower Assembly-38 In. Mower (Yellow) <i>Requires BM20988 Power Flow Chute</i>	541.41
		Material Collection System Power Flow/Rear Bagger Chutes:	
BM20988		Power Flow Chute	73.83
BM21681		Power Flow Chute (7 bu.) <i>For 48C, 48X, 54C or 54X Series Blowers.</i>	114.49
BM20982		Rear Bagger Chute for 38 In. Mowers	73.83
		Mower Deck and Mower Deck Attachments:	
AM115595		48 In. Rear Lip Kit (1992 and prior) <i>Bolt on Lips Provide Increased Vacuum Action.</i>	See Parts
M139977		Bagging Mower Blade (42C Mower) <i>For LX, GT and GX Tractors.</i>	See Parts
BM20505		Front Blowout Baffle for 42 In. Mower (42C/42X)	38.51
M135589		Hi Lift Blade For 48 In. Mower	See Parts
M135590		Hi Lift Blade for 54 In. Mower	See Parts

JOHN DEERE LAWN & GARDEN PRODUCTS
EQUIPMENT FOR RIDERS & TRACTORS

**7 Bu. Rear Bagger and 7 Bu. Power Flow Material Collection Systems
(For GT Garden Tractors)**

Continued

CODE	ATTACHMENT IDENTIFIER	DESCRIPTION	SUGGESTED LIST PRICE USD (\$)
		ATTACHMENTS FOR FIELD CONVERSION Continued...	
	BM19894	Leaf Bagging Kit (48C/48X Mower) <i>Contains Three Bolt-on Deck Lips for Improved Bagging of Leaves.</i>	99.51
	BM20985	Leaf Bagging Kit (54C/54X Mower)	124.11
	AM115596	Rear Lip Kit (1992 and prior) for 54 In. Mower <i>Bolt on Lips Provide Increased Vacuum Action.</i>	See Parts

**JOHN DEERE LAWN & GARDEN PRODUCTS
EQUIPMENT FOR RIDERS & TRACTORS**

**7 Bu. Rear Bagger and 7 Bu. Power Flow Material Collection Systems
(For GX and 300 Series Garden Tractors)
Equipment for Base Machine**

7 BUSHEL HOPPER ASSEMBLY:
Polypropylene Hopper Top
Two Easy-to-Empty Bags
Quik-Tatch Mounting
POWER FLOW CHUTE:
Handle for Easy
Installation and Removal
Air Flow Indicator

BLOWER ASSEMBLY:
For 48 In. and 54 In. Mowers
Easy Installation and
Removal
Polyethylene Housing

CODE	ATTACHMENT IDENTIFIER	DESCRIPTION	SUGGESTED LIST PRICE USD (\$)
ATTACHMENTS FOR FIELD CONVERSION			
		Material Collection System Hoppers:	
	BM20456	7 Bushel Hopper Assembly <i>Requires Appropriate Rear Bagger Chute or Blower Assembly and Power Flow Chute.</i>	445.11
		Material Collection System Power Flow Blowers:	
	BM22696	48C/48X High-Performance Blower Assembly for Mowers with Rotateable Anti-Scalp Wheels (X300/X500 M-T/X700) <i>Requires BM21681 Power Flow Chute.</i>	541.41
	BM22697	54C/54X/54D High-Performance Blower Assembly (X300/X500 M-T/X700, 1023E, 1025R, 1026R, 2305, 2025R, 2320, 2210 and 4115) <i>Requires BM21681 Power Flow Chute.</i>	541.41
	BM19089	Blower Assembly for 48 In. Mower <i>Not for 48C Mower. Requires BM20988 Power Flow Chute.</i>	541.41
	BM19090	Blower Assembly for 54 In. Mower <i>Not for 54C Mower. Requires BM20988 Power Flow Chute.</i>	541.41
	BM16659	Blower Assembly-38 In. Mower (Yellow) <i>Requires M118053 Right Rear Draft Arm. Also requires BM18851 Power Flow Chute.</i>	541.41
		Material Collection System Power Flow/Rear Bagger Chutes:	
	BM20988	Power Flow Chute	73.83
	BM21681	Power Flow Chute (7 bu.) <i>For 48C, 48X, 54C or 54X Series Blowers.</i>	114.49
	BM20982	Rear Bagger Chute for 38 In. Mowers	73.83
		Mower Deck and Mower Deck Attachments:	
	AM115595	48 In. Rear Lip Kit (1992 and prior) <i>Bolt on Lips Provide Increased Vacuum Action.</i>	See Parts
	M135589	Hi Lift Blade For 48 In. Mower	See Parts
	M135590	Hi Lift Blade for 54 In. Mower	See Parts
	BM19894	Leaf Bagging Kit (48C/48X Mower) <i>Contains Three Bolt-on Deck Lips for Improved Bagging of Leaves.</i>	99.51
	BM20985	Leaf Bagging Kit (54C/54X Mower)	124.11

JOHN DEERE LAWN & GARDEN PRODUCTS
EQUIPMENT FOR RIDERS & TRACTORS

**7 Bu. Rear Bagger and 7 Bu. Power Flow Material Collection Systems
(For GX and 300 Series Garden Tractors)**

Continued

CODE	ATTACHMENT IDENTIFIER	DESCRIPTION	SUGGESTED LIST PRICE USD (\$)
		ATTACHMENTS FOR FIELD CONVERSION Continued...	
	AM115596	Rear Lip Kit (1992 and prior) for 54 In. Mower <i>Bolt on Lips Provide Increased Vacuum Action.</i>	See Parts

**JOHN DEERE LAWN & GARDEN PRODUCTS
EQUIPMENT FOR RIDERS & TRACTORS**

**7 Bu. Power Flow Material Collection System
(For 425, 445, 455 Garden Tractors)
Equipment for Base Machine**

7 BUSHEL HOPPER ASSEMBLY:
Polypropylene Hopper Top
Two Easy-to-Empty Bags
Quik-Tatch Mounting
POWER FLOW CHUTE:
Handle for Easy
Installation and Removal
Air Flow Indicator

BLOWER ASSEMBLY:
For 48 In. and 54 In. Mowers
Easy Installation and
Removal
Polyethylene Housing

CODE	ATTACHMENT IDENTIFIER	DESCRIPTION	SUGGESTED LIST PRICE USD (\$)
ATTACHMENTS FOR FIELD CONVERSION			
		Material Collection System Hoppers:	
	BM20780	7 Bushel Hopper Assembly <i>Requires Appropriate Blower Assembly and Power Flow Chute. Also Requires BM20714, Click-N-Go Bracket.</i>	494.34
		Material Collection System Power Flow Blowers:	
	BM19089	Blower Assembly for 48 In. Mower	541.41
	BM19090	Blower Assembly for 54 In. Mower	541.41
		Material Collection System Power Flow/Rear Bagger Chutes:	
	BM20988	Power Flow Chute	73.83
		Miscellaneous:	
	BM20714	Click-N-Go Bracket (X400/X500 HDGT's, X700's)	112.36
		Mower Deck and Mower Deck Attachments:	
	AM115595	48 In. Rear Lip Kit (1992 and prior) <i>Bolt on Lips Provide Increased Vacuum Action.</i>	See Parts
	M135589	Hi Lift Blade For 48 In. Mower	See Parts
	M135590	Hi Lift Blade for 54 In. Mower	See Parts
	BM19894	Leaf Bagging Kit (48C/48X Mower) <i>Contains Three Bolt-on Deck Lips for Improved Bagging of Leaves.</i>	99.51
	AM115596	Rear Lip Kit (1992 and prior) for 54 In. Mower <i>Bolt on Lips Provide Increased Vacuum Action.</i>	See Parts

**JOHN DEERE LAWN & GARDEN PRODUCTS
EQUIPMENT FOR RIDERS & TRACTORS**

**7 Bu. Power Flow Material Collection System
(For X400/X500 HDGT and X700 Series Garden Tractors)
Equipment for Base Machine**

7 BUSHEL HOPPER ASSEMBLY:
Polypropylene Hopper Top
Two Easy-to-Empty Bags
Quik-Tatch Mounting
POWER FLOW CHUTE:
Handle for Easy
Installation and Removal
Air Flow Indicator

BLOWER ASSEMBLY:
For 48 In. and 54 In. Mowers
Easy Installation and
Removal
Polyethylene Housing

CODE	ATTACHMENT IDENTIFIER	DESCRIPTION	SUGGESTED LIST PRICE USD (\$)
ATTACHMENTS FOR FIELD CONVERSION			
		Material Collection System Hoppers:	
BM20780		7 Bushel Hopper Assembly <i>Requires Appropriate Blower Assembly and Power Flow Chute. Also Requires BM20714, Click-N-Go Bracket.</i>	494.34
		Material Collection System Power Flow Blowers:	
BM20976		48C/48X High Performance Blower Assembly Adapter Kit <i>For use with 48C and 48X (Serial -050588) Mower Decks used on X400/X500HDGT and X700 Tractors if BM20667 Blower Assembly (Non-current) is used.</i>	42.80
BM22696		48C/48X High-Performance Blower Assembly for Mowers with Rotateable Anti-Scalp Wheels (X300/X500 M-T/X700)	541.41
BM22697		54C/54X/54D High-Performance Blower Assembly (X300/X500 M-T/X700, 1023E, 1025R, 1026R, 2305, 2025R, 2320, 2210 and 4115) <i>Requires BM21681 Power Flow Chute.</i>	541.41
BM24333		54HC Power Flow for X700 Signature Series	630.23
BM24514		60 In. High Performance Power Flow (For use with X700 HC and 7-Iron Decks and 1023E, 1025R and 1026R Decks)	719.04
		Material Collection System Power Flow/Rear Bagger Chutes:	
BM21681		Power Flow Chute (7 bu.) <i>For 48C, 48X, 54C or 54X Series Blowers.</i>	114.49
		Miscellaneous:	
BM20714		Click-N-Go Bracket (X400/X500 HDGT's, X700's)	112.36
		Mower Deck and Mower Deck Attachments:	
BM19894		Leaf Bagging Kit (48C/48X Mower) <i>Contains Three Bolt-on Deck Lips for Improved Bagging of Leaves.</i>	99.51
BM20985		Leaf Bagging Kit (54C/54X Mower)	124.11
BM20986		Leaf Bagging Kit (62C/62X Mower)	138.03

**JOHN DEERE LAWN & GARDEN PRODUCTS
EQUIPMENT FOR RIDERS & TRACTORS**

**3-Bag Power Flow Material Collection System
(For X500 M-T, GT and GX)
Equipment for Base Machine**

Hopper Volume = 14 Bushels
Polyethylene Hopper Top
3 Polyester Bags
Easy-to-Empty Bags
Bags will Accept Plastic
Liners
Mechanical Hopper Top Lock

Gas Cylinder Lift Assist
No Tools Quik-Tatch Hitch
Fill-Minder Indicator

CODE	ATTACHMENT IDENTIFIER	DESCRIPTION	SUGGESTED LIST PRICE USD (\$)
ATTACHMENTS FOR FIELD CONVERSION			
		Material Collection System Hoppers:	
BM21680		14 Bushel Hopper Assembly <i>Also Requires ""C or X"" Power Flow Blower Assembly and Power Flow Chute. Requires M146153 Bracket for use on GT and GX Tractors. Front Ballast is Recommended when Bagging. Especially on Hill or Inclines.</i>	934.11
		Material Collection System Power Flow Blowers:	
BM22696		48C/48X High-Performance Blower Assembly for Mowers with Rotateable Anti-Scalp Wheels (X300/X500 M-T/X700) <i>For use with MY2006 X320 (Serial 010001-040000), X324 (Serial 010000-040000), Model X500 M-T Tractor (Serial 010001-020000), MY2008 X320 (Serial 085001-), MY2008 X324 (Serial 085001-) MY2008 X500 (Serial 030001-) and X360. Also for use with SKU21895 (48X with Rotateable Anti-Scalp Wheels) Cartoned Deck.</i>	541.41
BM22697		54C/54X/54D High-Performance Blower Assembly (X300/X500 M-T/X700, 1023E, 1025R, 1026R, 2305, 2025R, 2320, 2210 and 4115)	541.41
		Material Collection System Power Flow/Rear Bagger Chutes:	
BM21682		Power Flow Chute (14 bu)	141.24
		Miscellaneous:	
BM18449		European Certification Kit for 7, 10, 15 Utility Carts <i>Includes Pictorial Decals, Manufacturer Certification Label, Year of Manufacture Label and English, French, German, Spanish and Italian Operator's Manuals.</i>	0.00

JOHN DEERE LAWN & GARDEN PRODUCTS
EQUIPMENT FOR RIDERS & TRACTORS

3-Bag Power Flow Material Collection System
(For X400/X500 HDGT and X700 Series Garden Tractors)
Equipment for Base Machine

Hopper Volume = 14 Bushels
Polyethylene Hopper Top
3 Polyester Bags
Easy-to-Empty Bags
Bags will Accept Plastic
Liners
Mechanical Hopper Top Lock

Gas Cylinder Lift Assist
No Tools Quik-Tatch Hitch
Fill-Minder Indicator

CODE	ATTACHMENT IDENTIFIER	DESCRIPTION	SUGGESTED LIST PRICE USD (\$)
ATTACHMENTS FOR FIELD CONVERSION			
BM20671		Material Collection System Hoppers: 3-Bag Power Flow Material Collection System (For X400/X500 HDGT and X700 Series Garden Tractors) <i>Not compatible with 48X deck on X729 or X749 Tractors.</i> <i>Requires BM20714 Click-N-Go Bracket, Requires ""C"" Series high performance power flow blower assembly and power flow chute.</i> <i>Front ballast is recommended when bagging, especially on hills or inclines.</i>	952.30
BM20976		Material Collection System Power Flow Blowers: 48C/48X High Performance Blower Assembly Adapter Kit <i>For use with 48C and 48X (Serial -050588) Mower Decks used on X400/X500HDGT and X700 Tractors if BM20667 Blower Assembly (Non-current) is used.</i>	42.80
BM22696		48C/48X High-Performance Blower Assembly for Mowers with Rotateable Anti-Scalp Wheels (X300/X500 M-T/X700)	541.41
BM22697		54C/54X/54D High-Performance Blower Assembly (X300/X500 M-T/X700, 1023E, 1025R, 1026R, 2305, 2025R, 2320, 2210 and 4115)	541.41
BM24333		54HC Power Flow for X700 Signature Series	630.23
BM24514		60 In. High Performance Power Flow (For use with X700 HC and 7-Iron Decks and 1023E, 1025R and 1026R Decks)	719.04
BM21496		62 In. High Performance Power Flow (For Use with 62C or 62D Mower Decks X700, 2305, 2025R, 2032R, 2320, 2520, 2720, 2210 and 4115)	541.41
BM21682		Material Collection System Power Flow/Rear Bagger Chutes: Power Flow Chute (14 bu)	141.24
BM20714		Miscellaneous: Click-N-Go Bracket (X400/X500 HDGT's, X700's)	112.36

JOHN DEERE LAWN & GARDEN PRODUCTS
EQUIPMENT FOR RIDERS & TRACTORS

6.5 Bushel Hopper, Chute and Power Flow for 190C and G110, 54 In.
Equipment for Base Machine

Hopper Volume = 6.5 Bushels
ABS Hopper Top
2 Polyester Bags
Easy-to-Empty Bags
Bags will Accept Plastic
Liners

Ployethylene Blower and Fan
will not Rust or Corrode
No Tools Cargo Mount

CODE	ATTACHMENT IDENTIFIER	DESCRIPTION	SUGGESTED LIST PRICE USD (\$)
ATTACHMENTS FOR FIELD CONVERSION			
		Material Collection System Hoppers:	
BM21376		6.5 Bushel Hopper, Chute and Power Flow for 100 Series and G110, 54 In. <i>Front Ballast is Recommended when Bagging, Especially on Hills or Inclines.</i>	790.73

JOHN DEERE LAWN & GARDEN PRODUCTS
EQUIPMENT FOR RIDERS & TRACTORS

**Mowers and Attachments for Mowers
For Non-Current Riding Lawn Equipment**

CODE	ATTACHMENT IDENTIFIER	DESCRIPTION	SUGGESTED LIST PRICE USD (\$)
ATTACHMENTS FOR FIELD CONVERSION			
		Mower Deck and Mower Deck Attachments:	
BM17870		48 In. Front Edge Kit	86.67
BM18365		48 In. Mower (240, 245, 265)	1,296.84
BM17879		48 In. Mower for 120, 140, 300, 314, 316, 317, 318, 322 and 332 Tractors <i>330, 322 and 332 Require M119871 Belt. 317 requires only AM119485 Attaching Parts Kit. 316 (80001-95000), 314, 312, 300, 140 and 120 requires one AM119485 Attaching Parts Kit and M87218 Belt. If tractor is not Currently Equipped with a Mower, Order Front Mounting Bracket Assembly (Mule Drive), Front Draft Arm Assembly and Mower Lift Strap Components through Parts.</i> <i>Order AM116964 Export Decal Kit thru Parts.</i>	1,330.01
AM115595		48 In. Rear Lip Kit (1992 and prior)	See Parts
BM18361		48 In. Side Discharge Mower <i>For LX100's, 325 and 345 Tractors. GT242, GT262 and GT275 Tractors Require AM117017 Straight Gauge Wheel Post. (See DTAC Solution 81025).</i>	1,229.43
BM17871		54 In. Front Edge Kit	84.53
SKU17206		54 In. Shaft Driven Mower (425, 445, 455)	1,700.00
SKU19807		54 In. Side Discharge Mower (LX288, GT235, 325-355D)	1,285.00
SKU24289		60-inch Shaft Driven Mower Deck (425, 445, 455)	2,350.00
AM119679		Blowout Reduction Kit (48 In. Mower)	See Parts
AM119680		Blowout Reduction Kit (54 In. Mower)	See Parts
BM20985		Leaf Bagging Kit (54C/54X Mower)	124.11
BM20986		Leaf Bagging Kit (62C/62X Mower)	138.03
AM115361		Leaf Mulcher Kit <i>For 48 In. and 54 In. Mowers.</i>	See Parts
AM108476		Mower Deck Wear Plate (38 In. Mower)	See Parts
AM115596		Rear Lip Kit (1992 and prior) for 54 In. Mower	See Parts

**JOHN DEERE LAWN & GARDEN PRODUCTS
EQUIPMENT FOR RIDERS & TRACTORS**

38 in. Edge Xtra Deck (38X) (For X300 Tractor)
Equipment for Base Machine

38 In. Cutting Width	Adjustable Down Stop
Two .67 In. StarLock Greaseable Spindles	.25 In. Cut Height Increments
Two Front 2.6 In. Wide	1 to 4 In. Cutting Heights
Anti-Scalp Wheels	
Wash Port	
4 Point Mounting	

CODE	ATTACHMENT IDENTIFIER	DESCRIPTION	SUGGESTED LIST PRICE USD (\$)
------	--------------------------	-------------	-------------------------------------

Select One Code From Each Required Category

BASE MACHINE

F.O.B. Janesville, Wisconsin

9038M	38 in. Edge Xtra Deck (38X) (For X300 Tractor) <i>Also order AM136646 Lift Assist Spring Kit when used on X300-38, X300-42X, X300-Less deck, X304-42X, or with MY2006-MY2009 (Serial 010001-150,000) X300-42M tractors.</i>	600.00
-------	--	--------

DESTINATION

0202	United States and Canada	In Base Price
0230	Australia and New Zealand	Same Price
0195	Mexico	Same Price
0250	All Other Countries	Same Price

ATTACHMENTS FOR FIELD CONVERSION

AM130907	Mower Deck and Mower Deck Attachments: Mower Deck Leveling Gauge	See Parts
----------	--	-----------

**JOHN DEERE LAWN & GARDEN PRODUCTS
EQUIPMENT FOR RIDERS & TRACTORS**

42 in. Edge Xtra Deck (42X) (For X300, X304, and X310 Tractors)
Equipment for Base Machine

42 In. Cutting Width	Adjustable Down Stop
Two .67 In. StarLock Greaseable Spindles	.25 In. Cut Height Increments
Two Front 2.6 In. Wide Anti-Scalp Wheels	1 to 4 In. Cutting Heights
Wash Port	
4 Point Mounting	

CODE	ATTACHMENT IDENTIFIER	DESCRIPTION	SUGGESTED LIST PRICE USD (\$)
------	-----------------------	-------------	----------------------------------

Select One Code From Each Required Category

BASE MACHINE

F.O.B. Janesville, Wisconsin

9039M	42 in. Edge Xtra Deck (42X) (For X300, X304, and X310 Tractors) <i>Also order AM136646 Lift Assist Spring Kit when used on X300-38, X300-42X, X300-Less deck, X304-42X, or with MY2006-MY2009 (Serial 010001-150,000) X300-42M tractors.</i>	600.00
-------	---	--------

DESTINATION

0202	United States and Canada	In Base Price
0230	Australia and New Zealand	Same Price
0195	Mexico	Same Price
0250	All Other Countries	Same Price

ATTACHMENTS FOR FIELD CONVERSION

AM130907	Mower Deck and Mower Deck Attachments: Mower Deck Leveling Gauge	See Parts
----------	--	-----------

JOHN DEERE LAWN & GARDEN PRODUCTS
EQUIPMENT FOR RIDERS & TRACTORS

42 in. Edge Mulch Deck (42M) (For X300 Tractor)
Equipment for Base Machine

42 In. Cutting Width
Rear Discharge
Two .67 In. StarLock
Greaseable Spindles
Two Front 2.6 In. Wide Anti-
Scalp Wheels
Two Wash Ports

4 Point Mounting
Adjustable Down Stop
.25 In. Cut Height Increments
1 to 3.75 In. Cutting Heights

CODE	ATTACHMENT IDENTIFIER	DESCRIPTION	SUGGESTED LIST PRICE USD (\$)
------	--------------------------	-------------	-------------------------------------

Select One Code From Each Required Category

BASE MACHINE

F.O.B. Janesville, Wisconsin

903RM	42 in. Edge Mulch Deck (42M) (For X300 Tractor) <i>Also order AM136646 Lift Assist Spring Kit when used on X300-38, X300-42X, X300-Less deck, X304-42X, or with MY2006-MY2009 (Serial 010001-150,000) X300-42M tractors.</i>	700.00
-------	---	--------

DESTINATION

0202	United States and Canada	In Base Price
0230	Australia and New Zealand	Same Price
0195	Mexico	Same Price
0250	All Other Countries	Same Price

ATTACHMENTS FOR FIELD CONVERSION

AM130907	Mower Deck and Mower Deck Attachments: Mower Deck Leveling Gauge	See Parts
----------	--	-----------

**JOHN DEERE LAWN & GARDEN PRODUCTS
EQUIPMENT FOR RIDERS & TRACTORS**

48 in. Edge Xtra Deck with Rotateable Anti-Scalp Wheels (48X) (For X300, X320, X324, X360, X500, X534, and X540 Tractors)
Equipment for Base Machine

48 In. Cutting Width	Two 2.9 In Wide Front
Three .79 In. Greaseable	Anti-Scalp Rollers
Spindles	Wash Port
Two Front and Two Rear 2.6 In.	4 Point Mounting
Wide Rotateable Anti-Scalp	Adjustable Down Stop
Wheels	.25 In. Cut Height Increments
No Tools Anti-Scalp Wheel Cut	1 to 4 In. Cutting Heights
Height Adjustment	

CODE	ATTACHMENT IDENTIFIER	DESCRIPTION	SUGGESTED LIST PRICE USD (\$)
------	-----------------------	-------------	-------------------------------

Select One Code From Each Required Category

BASE MACHINE

F.O.B. Janesville, Wisconsin

903SM	48 in. Edge Xtra Deck with Rotateable Anti-Scalp Wheels (48X) (For X300, X320, X324, X360, X500, X534, and X540 Tractors) <i>Also order AM136646 Lift Assist Spring Kit when used on X300-38, X300-42X, X300-Less deck, X304-42X, or with MY2006-MY2009 (Serial 010001-150,000) X300-42M tractors.</i>	1,000.00
-------	---	----------

DESTINATION

0202	United States and Canada	In Base Price
0230	Australia and New Zealand	Same Price
0195	Mexico	Same Price
0250	All Other Countries	Same Price

ATTACHMENTS FOR FIELD CONVERSION

AM130907	Mower Deck and Mower Deck Attachments: Mower Deck Leveling Gauge	See Parts
----------	--	-----------

**JOHN DEERE LAWN & GARDEN PRODUCTS
EQUIPMENT FOR RIDERS & TRACTORS**

54 in. Edge Xtra Deck (54X) (For X320, X500, X530, X534, and X540 Tractors)
Equipment for Base Machine

54 In. Cutting Width	Two 2.9 In Wide Front Anti-Scalp
Three .79 In. Greaseable	Rollers
Spindles	Wash Port
Two Front and Two Rear 2.6 In.	4 Point Mounting
Wide Rotateable Anti-Scalp	Adjustable Down Stop
Wheels	.25 In. Cut Height Increments
No Tools Anti-Scalp Wheel Cut	1 to 4 In. Cutting Heights
Height Adjustment	

CODE	ATTACHMENT IDENTIFIER	DESCRIPTION	SUGGESTED LIST PRICE USD (\$)
------	--------------------------	-------------	-------------------------------------

Select One Code From Each Required Category

BASE MACHINE

F.O.B. Janesville, Wisconsin

903TM	54 in. Edge Xtra Deck (54X) (For X320, X500, X530, X534, and X540 Tractors) <i>Also order AM136646 Lift Assist Spring Kit when used on X300-38, X300-42X, X300-Less deck, X304-42X, or with MY2006-MY2009 (Serial 010001-150,000) X300-42M tractors.</i>	1,300.00
-------	---	----------

DESTINATION

0202	United States and Canada	In Base Price
0230	Australia and New Zealand	Same Price
0195	Mexico	Same Price
0250	All Other Countries	Same Price

ATTACHMENTS FOR FIELD CONVERSION

AM130907	Mower Deck and Mower Deck Attachments: Mower Deck Leveling Gauge	See Parts
----------	--	-----------

JOHN DEERE LAWN & GARDEN PRODUCTS
EQUIPMENT FOR RIDERS & TRACTORS

48 In. Shaft Driven Convertible Mower Deck (48C/48X)
Equipment for Base Machine

48 In. Shaft Driven convertible Mower Deck (48C/48X)	wheels
48 In. cutting width	40mm blade overlap
Side discharge	Formed heavy duty 10 Gauge steel
Mulching capable	Formed edge around deck shell
Material collection capable	Front anti-scalp roller
Heavy duty 4 point mounting system	Shaft drive
(4) Heavy duty rotateable gage	Wash port
	Greaseable deck spindles

CODE	ATTACHMENT IDENTIFIER	DESCRIPTION	SUGGESTED LIST PRICE USD (\$)
------	--------------------------	-------------	-------------------------------------

Select One Code From Each Required Category

BASE MACHINE

F.O.B. Janesville, Wisconsin

9070M	48 In. Shaft Driven Convertible Mower Deck (48C/48X) <i>When mounting on Signature Series Tractors (X710, 730, X734, X738, X739, X750, X754, X758), also order BM24370 Draft Arms and Upstop Kit.</i>	1,300.00
-------	--	----------

DESTINATION

0202	United States and Canada	In Base Price
0230	Australia and New Zealand	Same Price
0195	Mexico	Same Price
0250	All Other Countries	Same Price

ATTACHMENTS FOR FIELD CONVERSION

BM24370	Mower Deck and Mower Deck Attachments: 48C Draft arm kit, X700 Signature Series	63.13
AM130907	Mower Deck Leveling Gauge	See Parts

JOHN DEERE LAWN & GARDEN PRODUCTS

EQUIPMENT FOR RIDERS & TRACTORS

54 In. Shaft Driven Convertible Mower Deck (54C/54X)

Equipment for Base Machine

54 In. Shaft Driven convertible Mower Deck (54C/54X)	wheels
54 In. cutting width	40mm blade overlap
Side discharge	Formed heavy duty 3.4 mm steel
Mulching capable	Formed edge around deck shell
Material collection capable	Front anti-scalp roller
Heavy duty 4 point mounting system	Shaft drive
(4) Heavy duty rotateable gage	Wash port
	Greaseable deck spindles

CODE	ATTACHMENT IDENTIFIER	DESCRIPTION	SUGGESTED LIST PRICE USD (\$)
------	-----------------------	-------------	-------------------------------

Select One Code From Each Required Category

BASE MACHINE

F.O.B. Janesville, Wisconsin

9071M	54 In. Shaft Driven Convertible Mower Deck (54C/54X)	1,300.00
-------	--	----------

DESTINATION

0202	United States and Canada	In Base Price
0230	Australia and New Zealand	Same Price
0195	Mexico	Same Price
0250	All Other Countries	Same Price

ATTACHING PARTS/MOWER DECK LIFT

1000	Attaching Parts for 2305, 2210 (Mechanical Mower Lift)	260.00
1001	Attaching Parts for 2305 (Independent Mower Lift) <i>Independent Lift is not Available on 2210.</i>	480.00
1010	Less Attaching Parts	In Base Price

ATTACHMENTS FOR FIELD CONVERSION

LVB25630	Hydraulics: Independent Lift Kit for 2305, 2025R, 2320 Tractors <i>Requires LVB25620 (Code 1001) Attaching Parts.</i> <i>Requires LVB25631 (Independent Lift Attaching Parts). Not Available for 2210 Tractors.</i>	298.53
LVB25822	Loader/Mower Mechanical Diverter Valve Kit (2305, 2025R, 2320)	409.81
LVB25631	Miscellaneous: Attaching Parts for 2305 (Independent Mower Lift) <i>Requires LVB25630 (Independent Lift Kit). Not Available for 2210 Tractors.</i>	188.31
LVB25419	Attaching Parts for 2305, 2210 (Mechanical Mower Lift)	298.53
BM24370	Mower Deck and Mower Deck Attachments: 48C Draft arm kit, X700 Signature Series	63.13

JOHN DEERE LAWN & GARDEN PRODUCTS
EQUIPMENT FOR RIDERS & TRACTORS

54 In. Shaft Driven Convertible Mower Deck (54C/54X)

Continued

CODE	ATTACHMENT IDENTIFIER	DESCRIPTION	SUGGESTED LIST PRICE USD (\$)
		ATTACHMENTS FOR FIELD CONVERSION Continued...	
	AM130907	Mower Deck Leveling Gauge	See Parts
	BM20827	Mulch Kit (54C/54D/54X)	212.93
	BM23648	Roller Striping Kit (X400/X500 HDGT, X700s) <i>Compatible with MY2004- (SN 040, 001-) 54C, 54X, 62X, and 60-In. 7-Iron Mowers used on X400/X500 HDGT and X700 Ultimate Tractors. 60HC Mowers used on X700 Signature Series Tractors. See Sales Manual for Additional Parts Requirements on MY2004-MY2007 (SN 040,001-100,000) 54C, 54X, 62C and 62X Decks.</i>	278.20
		Spanish North American Kit:	
	LVB26015	N American Spanish OM	19.26
	LVB26020	North American Spanish Labels	14.99

**JOHN DEERE LAWN & GARDEN PRODUCTS
EQUIPMENT FOR RIDERS & TRACTORS**

54HC Mower Deck X700 for Signature Series (Model Year 2013 and Later)
Equipment for Base Machine

54 HC Shaft Driven Mower Deck	Shaft drive
54 In. Cutting Width	Anti-Scalp Front Roller
Side discharge	40mm blade overlap
Drive over connect, w/optional	Greasable Spindles
auto connect drive shaft	Front Lip Reinforcement
(4) Front and rear adjustable	Formed heavy duty 8 Gauge steel
and quick release gauge wheels	Mower Wash Port
Memory Setting	

CODE	ATTACHMENT IDENTIFIER	DESCRIPTION	SUGGESTED LIST PRICE USD (\$)
------	--------------------------	-------------	-------------------------------------

Select One Code From Each Required Category

BASE MACHINE

F.O.B. Janesville, Wisconsin

9074M	54HC Mower Deck X700 for Signature Series (Model Year 2013 and Later)	1,700.00
-------	---	----------

DESTINATION

001A	United States and Canada	In Base Price
001C	Australia and New Zealand	Same Price
0195	Mexico	Same Price
001D	All Other Countries	Same Price

PTO CONNECTION

3425	Standard Connect	In Base Price
3426	Auto Connect	247.00
3490	Less Drive Shaft	-182.00

ATTACHMENTS FOR FIELD CONVERSION

Mower Deck and Mower Deck Attachments:

BM23977	54HC Mulch Kit	227.91
BM23894	Auto-connect kit, X700 Signature Series	492.20
BM23903	Standard drive shaft with hanger, X700 Signature Series	208.66

**JOHN DEERE LAWN & GARDEN PRODUCTS
EQUIPMENT FOR RIDERS & TRACTORS**

60HC Mower Deck X700 for Signature Series (Model Year 2013 and Later)
Equipment for Base Machine

60HC Shaft Driven Mower Deck	auto connect driveshaft
60 In cutting width	Shaft drive
Formed heavy duty 9 Gauge steel deck	40mm blade overlap
(4) Front and Rear Adjustable and Quick Release Gauge	Greasable Spindles
Wheels with Memory Settings	Front lip Reinforcement
Drive over connect, w/optional	Mower Wash Port

CODE	ATTACHMENT IDENTIFIER	DESCRIPTION	SUGGESTED LIST PRICE USD (\$)
------	-----------------------	-------------	-------------------------------

Select One Code From Each Required Category

BASE MACHINE

F.O.B. Janesville, Wisconsin

9075M	60HC Mower Deck X700 for Signature Series (Model Year 2013 and Later)	2,100.00
-------	---	----------

DESTINATION

001A	United States and Canada	In Base Price
001C	Australia and New Zealand	Same Price
0195	Mexico	Same Price
001D	All Other Countries	Same Price

PTO CONNECTION

3425	Standard Connect	In Base Price
3426	Auto Connect	247.00
3490	Less Drive Shaft	-182.00

ATTACHMENTS FOR FIELD CONVERSION

Mower Deck and Mower Deck Attachments:

BM23978	60HC Mulch Kit	238.61
BM23894	Auto-connect kit, X700 Signature Series	492.20
BM23648	Roller Striping Kit (X400/X500 HDGT, X700s)	278.20
BM23903	Standard drive shaft with hanger, X700 Signature Series	208.66

**JOHN DEERE LAWN & GARDEN PRODUCTS
EQUIPMENT FOR RIDERS & TRACTORS**

60 In. 7-Iron Shaft Driven Mower Deck for X700, X720, X728, X740, X748 (60D)
Equipment for Base Machine

60 In. 7-Iron Shaft Driven Mower Deck for X700s (60D) 60 In. cutting width Shaft driven Formed heavy duty 4.6 mm steel 5/8 inch solid steel bar around edge of deck Heat treated, 1 inch cold forged blade spindles	5.5 inch deep deck design Mulch capable Material collection capable 4 heavy duty rotateable gage wheels Front anti-scalp roller Greaseable blade spindles Drive over installation Wash port
---	---

CODE	ATTACHMENT IDENTIFIER	DESCRIPTION	SUGGESTED LIST PRICE USD (\$)
------	--------------------------	-------------	-------------------------------------

Select One Code From Each Required Category

BASE MACHINE

F.O.B. Janesville, Wisconsin

9076M	60 In. 7-Iron Shaft Driven Mower Deck for X700, X720, X728, X740, X748 (60D) <i>Requires Model Year 2007 (Serial 020001-) X700 Series Tractor. Requires Turf Tires or BM22425 HDAP Tires. (BM22425 Tires are Factory Equipment on Serial M0X728A020102- and M0X748A020388-). Not Compatible with 4-Wheel Steer. See Sales Manual for Complete Compatibility Information for 3-Point Hitches, Cabs, SE Tractors and SE Tractor Serial Number Break.</i>	2,200.00
-------	---	----------

DESTINATION

001A	United States and Canada	In Base Price
001C	Australia and New Zealand	Same Price
0195	Mexico	Same Price
001D	All Other Countries	Same Price

ATTACHMENTS FOR FIELD CONVERSION

BM24370	Mower Deck and Mower Deck Attachments: 48C Draft arm kit, X700 Signature Series	63.13
AM130907	Mower Deck Leveling Gauge	See Parts
TCB10953	Mulch Kit (60 In. 7-Iron, 7-Iron II and 7-Iron PRO)	319.93
BM23648	Roller Striping Kit (X400/X500 HDGT, X700s) <i>Compatible with MY2004- (SN 040, 001-) 54C, 54X, 62X, and 60-In. 7-Iron Mowers used on X400/X500 HDGT and X700 Ultimate Tractors. 60HC Mowers used on X700 Signature Series Tractors. See Sales Manual for Additional Parts Requirements on MY2004-MY2007 (SN 040,001-100,000) 54C, 54X, 62C and 62X Decks.</i>	278.20

JOHN DEERE LAWN & GARDEN PRODUCTS
EQUIPMENT FOR RIDERS & TRACTORS

60 In. Shaft Driven Mower Deck (425, 445, 455)
Equipment for Base Machine

60 In. Shaft Driven Mower Deck	deck
for	Mulch capable
425, 445, 455	Material collection capable
60 In. cutting width	4 heavy duty gauge wheels
Shaft driven	Greaseable blade spindles
Formed heavy duty 0.134 in.	
steel	
Solid steel bar around edge of	

CODE	ATTACHMENT IDENTIFIER	DESCRIPTION	SUGGESTED LIST PRICE USD (\$)
------	--------------------------	-------------	-------------------------------------

Select One Code From Each Required Category

BASE MACHINE

F.O.B. Janesville, Wisconsin

9080M	60 In. Shaft Driven Mower Deck (425, 445, 455)	2,300.00
-------	--	----------

DESTINATION

0202	United States and Canada	In Base Price
0230	Australia and New Zealand	Same Price

ATTACHMENTS FOR FIELD CONVERSION

AM130907	Mower Deck and Mower Deck Attachments: Mower Deck Leveling Gauge	See Parts
----------	--	-----------

**JOHN DEERE LAWN & GARDEN PRODUCTS
EQUIPMENT FOR RIDERS & TRACTORS**

62 In. Shaft Driven Convertible Mower Deck (62C/62X)
Equipment for Base Machine

62 In. Shaft Driven convertible	wheels
Mower Deck (62C/62X)	40mm blade overlap
62 In. cutting width	Formed heavy duty 3.4 mm steel
Side discharge	Formed edge around deck shell
Mulching capable	Front anti-scalp roller
Material collection capable	Shaft drive
Heavy duty 4 point mounting	Wash port
system	Greaseable deck spindles
(4) Heavy duty rotateable gage	

CODE	ATTACHMENT IDENTIFIER	DESCRIPTION	SUGGESTED LIST PRICE USD (\$)
------	--------------------------	-------------	-------------------------------------

Select One Code From Each Required Category

BASE MACHINE

F.O.B. Janesville, Wisconsin

9072M	62 In. Shaft Driven Convertible Mower Deck (62C/62X)	1,700.00
-------	--	----------

DESTINATION

0202	United States and Canada	In Base Price
0230	Australia and New Zealand	Same Price
0195	Mexico	Same Price
0250	All Other Countries	Same Price

ATTACHING PARTS/MOWER DECK LIFT

1000	Attaching Parts for 2305, 2210 (Mechanical Mower Lift)	260.00
1001	Attaching Parts for 2305 (Independent Mower Lift) <i>Independent Lift is not Available on 2210.</i>	480.00
1010	Less Attaching Parts	In Base Price

ATTACHMENTS FOR FIELD CONVERSION

LVB25630	Hydraulics: Independent Lift Kit for 2305, 2025R, 2320 Tractors <i>Requires LVB25620 (Code 1001) Attaching Parts.</i> <i>Requires LVB25631 (Independent Lift Attaching Parts). Not Available for 2210 Tractors.</i>	298.53
LVB25822	Loader/Mower Mechanical Diverter Valve Kit (2305, 2025R, 2320)	409.81
LVB25631	Miscellaneous: Attaching Parts for 2305 (Independent Mower Lift) <i>Requires LVB25630 (Independent Lift Kit). Not Available for 2210 Tractors.</i>	188.31
LVB25419	Attaching Parts for 2305, 2210 (Mechanical Mower Lift)	298.53
BM24370	Mower Deck and Mower Deck Attachments: 48C Draft arm kit, X700 Signature Series	63.13

JOHN DEERE LAWN & GARDEN PRODUCTS
EQUIPMENT FOR RIDERS & TRACTORS

62 In. Shaft Driven Convertible Mower Deck (62C/62X)

Continued

CODE	ATTACHMENT IDENTIFIER	DESCRIPTION	SUGGESTED LIST PRICE USD (\$)
		ATTACHMENTS FOR FIELD CONVERSION Continued...	
	AM130907	Mower Deck Leveling Gauge	See Parts
	BM21890	Mulch Kit (62C/62D/62X)	233.26
	BM23648	Roller Striping Kit (X400/X500 HDGT, X700s) <i>Compatible with MY2004- (SN 040, 001-) 54C, 54X, 62X, and 60-In. 7-Iron Mowers used on X400/X500 HDGT and X700 Ultimate Tractors. 60HC Mowers used on X700 Signature Series Tractors. See Sales Manual for Additional Parts Requirements on MY2004-MY2007 (SN 040,001-100,000) 54C, 54X, 62C and 62X Decks.</i>	278.20
		Spanish North American Kit:	
	LVB26015	N American Spanish OM	19.26
	LVB26020	North American Spanish Labels	14.99

JOHN DEERE LAWN & GARDEN PRODUCTS
EQUIPMENT FOR RIDERS & TRACTORS

Mulching Attachments

CODE	ATTACHMENT IDENTIFIER	DESCRIPTION	SUGGESTED LIST PRICE USD (\$)
ATTACHMENTS FOR FIELD CONVERSION			
		Mower Deck and Mower Deck Attachments:	
BM17920		30 In. Tricycler Mulching Attachment <i>Fits 108, 130 and Riders.</i>	116.63
BM20008		42 In. Mulching Attachment with Plug and Blades (LX/GT) <i>Fits 42 In. Convertible Mower (42C) Only.</i>	99.51
BM20686		42 In. Rear Discharge Mulch Plug Attachment (LTR155, LTR166, LTR180)	174.41
BM19321		46 In. Tricycler Mulching Attachment <i>Fits 46 In. Decks with Hinged Discharge, include Blades.</i>	169.06
BM19918		48 In. Mulch Kit	232.19
BG20304		54 In. Mulch Kit <i>Fits G110, 190C.</i>	222.56
BM17869		54 In. Tricycler Mulching Kit	245.03
BM17878		60 In. Tricycler Mulching Attachment	263.21
BM20985		Leaf Bagging Kit (54C/54X Mower)	124.11
BM20986		Leaf Bagging Kit (62C/62X Mower)	138.03
BM21817		Mulch Kit (38 In. or 38X) <i>For 2 Spindle Mowers</i>	131.61
BM21816		Mulch Kit (42 In. or 42X)	99.51
BM20007		Mulch Kit (48C/48X)	157.29
BM20827		Mulch Kit (54C/54D/54X)	212.93
TCB10953		Mulch Kit (60 In. 7-Iron, 7-Iron II and 7-Iron PRO)	319.93
BM21890		Mulch Kit (62C/62D/62X)	233.26

JOHN DEERE LAWN & GARDEN PRODUCTS
EQUIPMENT FOR COMPACT UTILITY AND GARDEN TRACTORS

52 In. Quick-Hitch Rotary Broom (For X400/X500, HDGT's, X700's, 1023E, 1025R, 1026R, 2210, 2305, 2025R, 2032R, 2320, 2520, 2720, 4010, 4100, 4110, 4115 Tractors)
Equipment for Base Machine

52 In. Clearing Width	Caster Wheels
"Straight"	Brush Head Height Adjustment
48 In. Clearing Width "Angled"	Three Spare Driveshaft Shear
Storage Stands	Bolts "Mounted to Shell"
21 In. Diameter Polypropylene	Less Front Quick-Hitch
Brush	Less Hydraulic Angling
Gearbox with 3:1 Reduction	Less Front PTO
Heavy Duty No. 50 Chain Drive	Less Implement Drive Shaft
(2) Adjustable Rear Mounting	

CODE	ATTACHMENT IDENTIFIER	DESCRIPTION	SUGGESTED LIST PRICE USD (\$)
------	-----------------------	-------------	-------------------------------

Select One Code From Each Required Category

BASE MACHINE

F.O.B. Davenport, Iowa

3880M	52 In. Quick-Hitch Rotary Broom (For X400/X500, HDGT's, X700's, 1023E, 1025R, 1026R, 2210, 2305, 2025R, 2032R, 2320, 2520, 2720, 4010, 4100, 4110, 4115 Tractors) X700, X710, X465 and X475 Requires BM20761 Hydraulic Coupler Kit. See Sales Manual for Ballast Requirements. Not Compatible with BM17347, 425-455 Quick-Hitch Updated for Use on X400/X500 HDGT's and X700's with BM20979 Front-Hitch Angling Retro-Fit Kit. Compact Tractors Require Dual Selective Control Valve and Front Attaching Support Kit. See Sales Manual for Front Attaching Support Requirements.	2,142.00
-------	---	----------

FRONT QUICK-HITCH

1000	Front Quick-Hitch and Hydraulic Lift (For X400/X500 HDGT's, X700's)	603.00
1001	Front Quick-Hitch and Hydraulic Lift (1023E, 1025R, 1026R)	688.00
1005	Front Quick-Hitch and Hydraulic Lift (2210, 2305)	641.00
1006	Front Quick-Hitch and Hydraulic Lift (2025R, 2032R, 2320, 2520, 2720, 4010, 4100, 4110, 4115)	688.00
1010	Less Front Quick-Hitch	In Base Price

HYDRAULIC ANGLING CYLINDER

2001	Hydraulic Angling (1023E, 1025R, 1026R)	187.00
2000	Hydraulic Angling (For X400/X500 HDGT's, X700's)	186.00
2005	Hydraulic Angling (2210, 2305)	187.00
2006	Hydraulic Angling (2025R, 2032R, 2320, 2520, 2720, 4010, 4100, 4110, 4115)	193.00
2010	Less Hydraulic Angling	In Base Price

JOHN DEERE LAWN & GARDEN PRODUCTS
EQUIPMENT FOR COMPACT UTILITY AND GARDEN TRACTORS

52 In. Quick-Hitch Rotary Broom (For X400/X500, HDGT's, X700's, 1023E, 1025R, 1026R, 2210, 2305, 2025R, 2032R, 2320, 2520, 2720, 4010, 4100, 4110, 4115 Tractors)

Continued

CODE	ATTACHMENT IDENTIFIER	DESCRIPTION	SUGGESTED LIST PRICE USD (\$)
HYDRAULIC ANGLING CYLINDER Continued...			
2000 RPM FRONT PTO KIT			
3000		2WD 2000 RPM Front PTO (X400 HDGT's, X700, X720, X724, X740, X744, X710, X730, X734, X750, X754)	231.00
3001		4WD 2000 RPM Front PTO (X500 HDGT's, X728, X729, X748, X749, X738, X739, X758) <i>For European RII Homologation Tractors, also order BM20978 Front PTO Shield. Required to Meet Homologation Standards. Not Required for CE.</i>	245.00
3003		2000 RPM Front PTO (4100 and 4110)	254.00
3004		2000 RPM Front PTO (4010 and 4115)	254.00
3005		2000 RPM Front PTO (2210, 2305)	268.00
3006		2000 RPM Front PTO (2025R, 2320)	249.00
3007		2000 RPM Front PTO (2032R, 2520, 2720)	249.00
3009		2000 RPM Front PTO (1023E, 1025R, 1026R) <i>For tractors with RIO. Serial numbers starting: 1023E - 1LV1023ETCH210309 1026R - 1LV1026RHCH210658 1026R Tractor Loader Backhoe - 1LV1026RECH210659 Fits all 1025R Tractors</i>	322.00
3010		Less 2000 RPM Front PTO	In Base Price
IMPLEMENT DRIVE SHAFT			
4000		Implement Drive Shaft (X400/X500 HDGT's, X700's, 1023E, 1025R, 1026R, 2210, 2305)	245.00
4001		European RII Implement Drive Shaft <i>Includes Shielding for CE, Supplemental CE Labels, FIGS OM. for X400/X500 HDGT's and X700's.</i>	290.00
4002		Implement Drive Shaft (2025R, 2032R, 2320, 2520, 2720, 4010, 4100, 4110, 4115)	255.00
4010		Less Implement Drive Shaft	In Base Price
ATTACHMENTS FOR FIELD CONVERSION			
LVB26047		Front Hitch: Front Quick-Hitch and Hydraulic Lift (1023E, 1025R, 1026R)	788.59
LVB24898		Front Quick-Hitch and Hydraulic Lift (2025R, 2032R, 2320 - 2720) <i>Fits also 4010, 4100, 4110 and 4115 Tractors for 47SB only.</i>	788.59
BM20921		Front Quick-Hitch and Hydraulic Lift (2305) <i>Fits also 2210 Tractors (for 47SB only).</i>	736.16

JOHN DEERE LAWN & GARDEN PRODUCTS
EQUIPMENT FOR COMPACT UTILITY AND GARDEN TRACTORS

52 In. Quick-Hitch Rotary Broom (For X400/X500, HDGT's, X700's, 1023E, 1025R, 1026R, 2210, 2305, 2025R, 2032R, 2320, 2520, 2720, 4010, 4100, 4110, 4115 Tractors)

Continued

CODE	ATTACHMENT IDENTIFIER	DESCRIPTION	SUGGESTED LIST PRICE USD (\$)
		ATTACHMENTS FOR FIELD CONVERSION Continued...	
BM19782		Front Quick-Hitch and Hydraulic Lift (X400/X500 HDGT's, X700's) <i>Also Order BM20837, Angling Cylinder to Hydraulically Angle the Front Hitch.</i>	692.29
BLV10051		Front PTO: 2000 RPM Front PTO (1023E, 1025R, 1026R) <i>For tractors with RIO. Serial numbers starting:</i> <i>1023E - 1LV1023ETCH210309</i> <i>1026R - 1LV1026RHCH210658</i> <i>1026R Tractor Loader Backhoe - 1LV1026RECH210659</i> <i>Fits all 1025R Tractors</i>	369.16
LVB24801		2000 RPM Front PTO (2025R, 2032R, 2520, 2720, 3120-3720)	285.69
LVB24900		2000 RPM Front PTO (2025R, 2320)	285.69
LVB25966		2000 RPM Front PTO (2210, 2305)	306.01
BM18695		2000 RPM Front PTO (4100, 4110)	291.04
LVB25305		2000 RPM Front PTO Kit (4010, 4115)	291.04
BM24361		2000 RPM Mid-to-Front PTO Kit, 2WD (X400 HDGT's, X700's) <i>For Homologation Tractors, also Order BM20966 Front PTO Shield. Required to Meet Homologation Standards. Not Required for CE.</i>	298.53
BM20991		2000 RPM Mid-to-Front PTO Kit, 2WD (X400 HDGT's, X700, X720, X724, X740, X744) <i>For European RII Homologation Tractors, also Order BM20966 Front PTO Shield. Required to Meet Homologation Standards. Not Required for CE.</i>	264.29
BM24362		4WD 2000 RPM Front PTO (X500 HDGT's, X700's) <i>For European RII Homologation Tractors, also Order BM20978 Front PTO Shield. Required to Meet Homologation Standards. Not Required for CE.</i>	298.53
BM22560		4WD 2000 RPM Front PTO (X500 HDGT's, X728, X729, X748, X749) <i>For European RII Homologation Tractors, also Order BM20978 Front PTO Shield. Required to Meet Homologation Standards. Not Required for CE.</i>	281.41
BM20978		Front PTO Shield <i>For BM20382 (4WD) 2000 RPM Front PTO when used on X595 or X748. Required to Meet Homologation Standards. Not Required for CE.</i>	139.10
BM20966		Front PTO Shield Kit <i>For BM20991 (2WD) 2000 RPM Front PTO when used on X495 or X740. Required to Meet Homologation Standards. Not Required for CE.</i>	97.37
LVB26108		Hydraulics: Hydraulic Angling (1023E, 1025R, 1026R)	215.07
LVB24901		Hydraulic Angling (2025R, 2032R, 2320, 2520, 2720, 4010, 4100, 4110, 4115)	220.41
BM20837		Hydraulic Angling (X400/X500 HDGT's, X700's) <i>For BM19782 Front Quick Hitch</i>	212.93

JOHN DEERE LAWN & GARDEN PRODUCTS
EQUIPMENT FOR COMPACT UTILITY AND GARDEN TRACTORS

52 In. Quick-Hitch Rotary Broom (For X400/X500, HDGT's, X700's, 1023E, 1025R, 1026R, 2210, 2305, 2025R, 2032R, 2320, 2520, 2720, 4010, 4100, 4110, 4115 Tractors)

Continued

CODE	ATTACHMENT IDENTIFIER	DESCRIPTION	SUGGESTED LIST PRICE USD (\$)
		ATTACHMENTS FOR FIELD CONVERSION Continued...	
	BM20922	Hydraulic Angling Kit (2210, 2305)	215.07
	BM20761	Hydraulic Coupler Kit <i>Required on X700, X465, X475 and 425 Tractors.</i>	54.57
		Miscellaneous:	
	BM20714	Click-N-Go Bracket (X400/X500 HDGT's, X700's)	112.36
	BM21777	Deflector Kit for 52 Broom	60.99
	LVB25302	Front Attaching Support Kit <i>For 2520, 2720, 4100, 4110, 4115 Tractors. See Sales Manual for Front Attaching Support Requirements.</i>	59.91
	LVB26046	Front Attaching Support Kit (1023E, 1025R, 1026R) <i>See Sales Manual for Front Attaching Support Requirements.</i>	67.41
	LVB24895	Front Attaching Support Kit (2025R, 2320) <i>See Sales Manual for Front Attaching Support Requirements.</i>	82.39
	LVB25396	Front Attaching Support Kit (2305) <i>Fits also 2210 Tractors (for 47SB only.) See Sales Manual for Front Attaching Support Requirements.</i>	59.91
	LVB24899	Front Hitch/Mid-Mount Mower Combo Bracket (2025R, 2032R, 2320-2720) <i>Compatible with 4115 Tractor also. Required for Tool Free Change Between 54D or 62D OnRamp Mid-Mount Mower and Quik-Tatch Front Hitch (2025R, 2032R, 2320, 2520, 2720, 4115).</i>	127.33
	BM20753	Front Light Kit <i>For X400/X500 HDGT and X700 Series Garden Tractors.</i>	207.59
	BM20836	Implement Drive Shaft (2025R, 2032R, 2320, 2520, 2720, 4010, 4100, 4110, 4115)	293.19
	BM21854	Implement Drive Shaft for Rotary Brooms (X400/X500 HDGT's, X700's, 425-455, 1023E, 1025R, 1026R, 2210, 2305)	281.41
	BM21853	Thatching Wheel Kit for 52 Broom	263.21
	TY25326	Tire Chains for 26x10.50-12 Turf Drive Tires <i>For X400 All Wheel Steer Tractors with Standard 26x10.5-12 In Tires.</i>	See Parts
	BM22725	Wheel Spacer Kit <i>For all Wheel Steer Tractors when Installing TY15956 Chains.</i>	157.29
		Seats / Wheels / Tires:	
	TY15958	Tire Chains (Pair) for 26x12-12 Tires	See Parts
		Weights:	
	BM20715	Ballast Box (Click-N-Go) (X400/X500 HDGT's, X700's) <i>Requires BM20714 Click-N-Go Bracket.</i>	283.56
	R66949	Quik-Tatch Weight, 42 Lb.	62.06
	BM20779	Rear Click-N-Go Weight Bracket (X400/X500 HDGT's, X700's) <i>Requires BM20714 Click-N-Go Bracket.</i>	156.21

JOHN DEERE LAWN & GARDEN PRODUCTS
EQUIPMENT FOR COMPACT UTILITY AND GARDEN TRACTORS

52 In. Quick-Hitch Rotary Broom (For X400/X500, HDGT's, X700's, 1023E, 1025R, 1026R, 2210, 2305, 2025R, 2032R, 2320, 2520, 2720, 4010, 4100, 4110, 4115 Tractors)

Continued

JOHN DEERE LAWN & GARDEN PRODUCTS
EQUIPMENT FOR COMPACT UTILITY AND GARDEN TRACTORS

60 In. Heavy-Duty Rotary Broom (For X400/X500 HDGT's, X700's, 1023E, 1025R, 1026R, 2305, 2025R, 2032R, 2320, 2520, 2720, 3120-3720, 2210, 4010 Thru 4400-4410 Tractors)

Equipment for Base Machine

57 In. Clearing Width "Straight"	Broom Head Float
50 In. Clearing Width "Angled"	Four Spare Driveshaft Shear
Storage Stands	Bolts Two Sizes, "Mounted to
26 In. Diameter Polypropylene	Shell"
Brush	Less Mounting Frame
Gearbox with 3:1 Reduction	Less Front Quick-Hitch
Chain and Sprocket Final Drive	Less Front PTO
(2) Adjustable Rear Mounted	Less Implement Drive Shaft
Caster Wheels	

CODE	ATTACHMENT IDENTIFIER	DESCRIPTION	SUGGESTED LIST PRICE USD (\$)
------	-----------------------	-------------	-------------------------------

Select One Code From Each Required Category

BASE MACHINE

F.O.B. Davenport, Iowa

3790M	60 In. Heavy-Duty Rotary Broom (For X400/X500 HDGT's, X700's, 1023E, 1025R, 1026R, 2305, 2025R, 2032R, 2320, 2520, 2720, 3120-3720, 2210, 4010 Thru 4400-4410 Tractors) <i>X710, X465 and X475 Tractors Require BM20761 Hydraulic Coupler Kit.</i> <i>Not Compatible with BM17347, 400 Series Quick Hitch.</i> <i>Compact Tractors Require Dual Selective Control Valve and Mid PTO. Small Chassis Compact Tractors also Require Front Attaching Support Kit. See Sales Manual for Front Attaching Support Requirements. 3120-3720 Tractors with Mid-Mount Mowers for use with Front Three-Point Hitch with A-Frame require LVB25820 (AutoConnect decks) or LVB24810 (old 7-Iron decks).</i>	3,279.00
-------	---	----------

MOUNTING FRAME

1000	Mounting Frame (X400/X500 HDGT's, X700's, 1023E, 1025R, 1026R, 2210, 2305, 2025R, 2032R, 2320, 2520, 2720, 4010, 4100, 4110, 4115)	385.00
1001	Mounting Frame with Drive Shaft and Hydraulic Angling (4200-4400 and 4210-4410)	1,182.00
1002	Mounting Frame with Drive Shaft and Hydraulic Angling (3120-3720)	802.00
1010	Less Mounting Frame	In Base Price

FRONT QUICK-HITCH / HYDRAULIC LIFT

2000	Front Quick-Hitch and Hydraulic Lift (X400/X500 HDGT's, X700's)	603.00
2002	Front Quick-Hitch and Hydraulic Lift (4210-4410)	725.00
2003	Front Quick-Hitch and Hydraulic Lift (4200-4400) <i>Availability Limited to Dealer Inventory.</i>	725.00
2004	Front Quick-Hitch and Hydraulic Lift (2210, 2305)	641.00

JOHN DEERE LAWN & GARDEN PRODUCTS
EQUIPMENT FOR COMPACT UTILITY AND GARDEN TRACTORS

60 In. Heavy-Duty Rotary Broom (For X400/X500 HDGT's, X700's, 1023E, 1025R, 1026R, 2305, 2025R, 2032R, 2320, 2520, 2720, 3120-3720, 2210, 4010 Thru 4400-4410 Tractors)

Continued

CODE	ATTACHMENT IDENTIFIER	DESCRIPTION	SUGGESTED LIST PRICE USD (\$)
FRONT QUICK-HITCH / HYDRAULIC LIFT Continued...			
2005		Front Quick-Hitch and Hydraulic Lift (2025R, 2032R, 2320, 2520, 2720, 4010, 4100, 4110, 4115)	688.00
2006		Front Three-Point Hitch with A-Frame Quick Attach System (3120-3720)	1,242.00
2007		Front Quick-Hitch and Hydraulic Lift (1023E, 1025R, 1026R)	688.00
2010		Less Front Quick-Hitch and Hydraulic Lift	In Base Price
HYDRAULIC ANGLING			
<i>Hydraulic Angling for 3120-3720, 4200-4400 and 4210-4410 Tractors are Included in Code 1001/1002.</i>			
3000		Hydraulic Angling (X400/X500 HDGT's, X700's)	186.00
3002		Hydraulic Angling Kit (2210, 2305)	187.00
3003		Hydraulic Angling (2025R, 2032R, 2320, 2520, 2720, 4010, 4100, 4110, 4115)	193.00
3004		Hydraulic Angling (1023E, 1025R, 1026R)	187.00
3010		Less Hydraulic Angling	In Base Price
2000 RPM FRONT PTO KIT			
4000		2WD Front PTO (X400 HDGT's, X700, X720, X724, X740, X744, X710, X730, X734, X750, X754)	231.00
4001		4WD Front PTO (X500 HDGT's, X728, X729, X748, X749, X738, X739, X758)	245.00
4002		2000 RPM Front PTO Kit (4100, 4110)	254.00
4003		2000 RPM Front PTO Kit (4010, 4115)	254.00
4004		2000 RPM Front PTO Kit (4200-4400, 4210-4410)	214.00
4005		2000 RPM Front PTO Kit (2210, 2305)	268.00
4006		2000 RPM Front PTO Kit (2025R, 2320)	249.00
4007		2000 RPM Front PTO Kit (2032R, 2520, 2720, 3120-3720)	249.00
4008		2000 RPM Front PTO (1023E, 1026R) <i>For tractors without RIO.Serial numbers before:</i> 1023E - 1LV1023ETCH210309 1026R - 1LV1026RHCH210658 1026R Tractor Loader Backhoe - 1LV1026RECH210659	268.00
4009		2000 RPM Front PTO (1023E, 1025R, 1026R) <i>For tractors with RIO.Serial numbers starting:</i> 1023E - 1LV1023ETCH210309 1026R - 1LV1026RHCH210658 1026R Tractor Loader Backhoe - 1LV1026RECH210659 <i>Fits all 1025R Tractors</i>	322.00

JOHN DEERE LAWN & GARDEN PRODUCTS
EQUIPMENT FOR COMPACT UTILITY AND GARDEN TRACTORS

60 In. Heavy-Duty Rotary Broom (For X400/X500 HDGT's, X700's, 1023E, 1025R, 1026R, 2305, 2025R, 2032R, 2320, 2520, 2720, 3120-3720, 2210, 4010 Thru 4400-4410 Tractors)

Continued

CODE	ATTACHMENT IDENTIFIER	DESCRIPTION	SUGGESTED LIST PRICE USD (\$)
2000 RPM FRONT PTO KIT Continued...			
4010		Less 2000 RPM Front PTO Kit	In Base Price
IMPLEMENT DRIVE SHAFT			
<i>Drive Shaft for 3120-3720, 4200-4400 and 4210-4410 Tractors are Included in Code 1001/1002.</i>			
5001		Implement Drive Shaft (2025R, 2032R, 2320, 2520, 2720, 4010, 4100, 4110, 4115)	255.00
5003		Implement Drive Shaft (X400/X500 HDGT's, X700's, 1023E, 1025R, 1026R, 2210, 2305)	245.00
5010		Less Implement Drive Shaft	In Base Price
ATTACHMENTS FOR FIELD CONVERSION			
Front Hitch:			
LVB24797		A-Frame Quick Attach System (3120-3720)	190.46
LVB26047		Front Quick-Hitch and Hydraulic Lift (1023E, 1025R, 1026R)	788.59
LVB24898		Front Quick-Hitch and Hydraulic Lift (2025R, 2032R, 2320 - 2720) <i>Fits also 4010, 4100, 4110 and 4115 Tractors for 47SB only.</i>	788.59
BM20921		Front Quick-Hitch and Hydraulic Lift (2305) <i>Fits also 2210 Tractors (for 47SB only).</i>	736.16
LVB25306		Front Quick-Hitch and Hydraulic Lift (4210-4410)	830.31
BM19782		Front Quick-Hitch and Hydraulic Lift (X400/X500 HDGT's, X700's)	692.29
LVB25878		Front Three-Point Hitch (3120-3720)	1,248.69
LVB24815		Front Three-Point Hitch with A-Frame Quick Attach System (3120-3720) <i>Consists of (1) LVB24797, (1) LVB25759, (1) LVB25878.</i>	See Parts
Front PTO:			
BLV10051		2000 RPM Front PTO (1023E, 1025R, 1026R) <i>For tractors with RIO. Serial numbers starting: 1023E - 1LV1023ETCH210309 1026R - 1LV1026RHCH210658 1026R Tractor Loader Backhoe - 1LV1026RECH210659 Fits all 1025R Tractors</i>	369.16
LVB24801		2000 RPM Front PTO (2025R, 2032R, 2520, 2720, 3120-3720)	285.69
LVB24900		2000 RPM Front PTO (2025R, 2320)	285.69
LVB25966		2000 RPM Front PTO (2210, 2305)	306.01
BM18695		2000 RPM Front PTO (4100, 4110)	291.04
BM19576		2000 RPM Front PTO (4200-4400, 4210-4410)	245.03
LVB25305		2000 RPM Front PTO Kit (4010, 4115)	291.04

JOHN DEERE LAWN & GARDEN PRODUCTS
EQUIPMENT FOR COMPACT UTILITY AND GARDEN TRACTORS

60 In. Heavy-Duty Rotary Broom (For X400/X500 HDGT's, X700's, 1023E, 1025R, 1026R, 2305, 2025R, 2032R, 2320, 2520, 2720, 3120-3720, 2210, 4010 Thru 4400-4410 Tractors)

Continued

CODE	ATTACHMENT IDENTIFIER	DESCRIPTION	SUGGESTED LIST PRICE USD (\$)
		ATTACHMENTS FOR FIELD CONVERSION Continued...	
	BM24361	2000 RPM Mid-to-Front PTO Kit, 2WD (X400 HDGT's, X700's) <i>For Homologation Tractors, also Order BM20966 Front PTO Shield. Required to Meet Homologation Standards. Not Required for CE.</i>	298.53
	BM20991	2000 RPM Mid-to-Front PTO Kit, 2WD (X400 HDGT's, X700, X720, X724, X740, X744) <i>For European RII Homologation Tractors, also Order BM20966 Front PTO Shield. Required to Meet Homologation Standards. Not Required for CE.</i>	264.29
	BM24362	4WD 2000 RPM Front PTO (X500 HDGT's, X700's)	298.53
	BM22560	4WD 2000 RPM Front PTO (X500 HDGT's, X728, X729, X748, X749) <i>For European RII Homologation Tractors, also Order BM20978 Front PTO Shield. Required to Meet Homologation Standards. Not Required for CE.</i>	281.41
	LVB25759	Front PTO Bracket (3120-3720)	82.39
		Hydraulics:	
	LVB26108	Hydraulic Angling (1023E, 1025R, 1026R)	215.07
	LVB24901	Hydraulic Angling (2025R, 2032R, 2320, 2520, 2720, 4010, 4100, 4110, 4115)	220.41
	BM20837	Hydraulic Angling (X400/X500 HDGT's, X700's)	212.93
	BM20922	Hydraulic Angling Kit (2210, 2305)	215.07
	BM20761	Hydraulic Coupler Kit <i>Required on X700, X465, X475 and 425 Tractors.</i>	54.57
		Miscellaneous:	
	BM20706	19.25x12.5x6.5 Heavy Duty Wheel Kit	361.66
	BM20714	Click-N-Go Bracket (X400/X500 HDGT's, X700's)	112.36
	BM19805	Debris Deflector	408.74
	LVB25302	Front Attaching Support Kit <i>For 2520, 2720, 4100, 4110, 4115 Tractors. See Sales Manual for Front Attaching Support Requirements.</i>	59.91
	LVB26046	Front Attaching Support Kit (1023E, 1025R, 1026R) <i>See Sales Manual for Front Attaching Support Requirements.</i>	67.41
	LVB24895	Front Attaching Support Kit (2025R, 2320) <i>See Sales Manual for Front Attaching Support Requirements.</i>	82.39
	LVB25396	Front Attaching Support Kit (2305) <i>Fits also 2210 Tractors (for 47SB only.) See Sales Manual for Front Attaching Support Requirements.</i>	59.91
	LVB24899	Front Hitch/Mid-Mount Mower Combo Bracket (2025R, 2032R, 2320-2720) <i>Compatible with 4115 Tractor also. Required for Tool Free Change Between 54D or 62D OnRamp Mid-Mount Mower and Quik-Tatch Front Hitch (2025R, 2032R, 2320, 2520, 2720, 4115).</i>	127.33

JOHN DEERE LAWN & GARDEN PRODUCTS
EQUIPMENT FOR COMPACT UTILITY AND GARDEN TRACTORS

60 In. Heavy-Duty Rotary Broom (For X400/X500 HDGT's, X700's, 1023E, 1025R, 1026R, 2305, 2025R, 2032R, 2320, 2520, 2720, 3120-3720, 2210, 4010 Thru 4400-4410 Tractors)

Continued

CODE	ATTACHMENT IDENTIFIER	DESCRIPTION	SUGGESTED LIST PRICE USD (\$)
		ATTACHMENTS FOR FIELD CONVERSION Continued...	
	BM20753	Front Light Kit <i>For X400/X500 HDGT and X700 Series Garden Tractors.</i>	207.59
	LVB25820	Front Three-Point Hitch/Mid Mount Brackets <i>Required for use with LVB24815 Front Three-Point Hitch with A-Frame (3120-3720 Tractors Only) and AutoConnect Mowers.</i>	166.10
	LVB24810	Front Three-Point Hitch/Mid Mount Mower Draft Arms	228.99
	BM20836	Implement Drive Shaft (2025R, 2032R, 2320, 2520, 2720, 4010, 4100, 4110, 4115)	293.19
	LVB24956	Implement Drive Shaft (3120-3720)	169.06
	BM21854	Implement Drive Shaft for Rotary Brooms (X400/X500 HDGT's, X700's, 425-455, 1023E, 1025R, 1026R, 2210, 2305)	281.41
	BM20626	Mounting Frame (X400/X500 HDGT's, X700's, 1023E, 1025R, 1026R, 2210, 2305, 2025R, 2032R, 2320, 2520, 2720, 4010, 4100, 4110, 4115)	440.84
	LVB25879	Mounting Frame and Hydraulic Angling (3120-3720)	761.84
	BM19804	Mounting Frame with Drive Shaft and Hydraulic Angling (4200-4400, 4210-4410)	1,355.69
	AM128682	Wafers, Polypropylene Bristle (Pack of 16)	See Parts
	AM128683	Wafers, Steel Bristle (Pack of 16)	See Parts
		Weights:	
	BM17972	50 Lb. Cast Iron Wheel Weight (1)	128.40
	BM17976	50 Lb. Wheel Weight, Rear Plastic (1) with Mounting Hardware	66.34
	BM17973	72 Lb. Cast Iron Starter Wheel Weight (1)	181.90
	BM20715	Ballast Box (Click-N-Go) (X400/X500 HDGT's, X700's) <i>Requires BM20714 Click-N-Go Bracket.</i>	283.56
	BM18101	Mounting Hardware (1) for Attaching 72 Lb. Starter Weight and (2) 50 Lb. Cast Iron Weights on 26 In. Tire	28.89
	BM18089	Mounting Hardware (1) for Attaching 72 Lb. Starter Weight on 26x12-12 Tire	21.40
	BM17977	Mounting Hardware (1) for Attaching Two 50 lb. Weights to 23 In., 24 In. or 26 In. Tires <i>Two Wheel Steer only.</i>	20.33
	BM18094	Mounting Hardware (1), for Attaching 1 Wheel Weight. 4-Wheel Steer Only.	21.40
	R66949	Quik-Tatch Weight, 42 Lb.	62.06
	BM20779	Rear Click-N-Go Weight Bracket (X400/X500 HDGT's, X700's) <i>Requires BM20714 Click-N-Go Bracket.</i>	156.21

JOHN DEERE LAWN & GARDEN PRODUCTS
EQUIPMENT FOR COMPACT UTILITY AND GARDEN TRACTORS

**60 In. Heavy-Duty Rotary Broom (For X400/X500 HDGT's, X700's, 1023E, 1025R,
1026R, 2305, 2025R, 2032R, 2320, 2520, 2720, 3120-3720, 2210, 4010 Thru 4400-4410
Tractors)**

Continued

CODE	ATTACHMENT IDENTIFIER	DESCRIPTION	SUGGESTED LIST PRICE USD (\$)
		ATTACHMENTS FOR FIELD CONVERSION Continued...	
	BM17964	Wheel Weight (Cast Iron, Front, 30 Lb. 8 In.)	101.66
	BM17978	Wheel Weight Mounting Hardware (1) for Attaching Front Wheel Weight	10.70

JOHN DEERE LAWN & GARDEN PRODUCTS
EQUIPMENT FOR COMPACT UTILITY AND GARDEN TRACTORS

**47 In. Quick-Hitch Two-Stage Snow Blower (X400/X500 HDGT's, X700's, 425-455,
1023E, 1025R, 1026R, 2210, 2305, 2025R, 2032R, 2320, 2520, 2720, 4010, 4100, 4110,
4115 Tractors)**

Equipment for Base Machine

Hydraulic Discharge Chute Rotation 100 Degrees Right and Left	Wear Plates Reversible and Replaceable Scraper Blade
47 In. Clearing Width "Straight"	Four Extra Shear Bolts
15.5 In. Diameter Impeller	"Shell Mounted"
16 In. Diameter Auger	Hydraulic Chute Angling
Shear Bolt Protection	Less Front Quick-Hitch
Adjustable Spout Cap Deflector	Less Front PTO
Two-Stage Design	Less Implement Drive and Upstop

CODE	ATTACHMENT IDENTIFIER	DESCRIPTION	SUGGESTED LIST PRICE USD (\$)
------	--------------------------	-------------	-------------------------------------

Select One Code From Each Required Category

BASE MACHINE

F.O.B. Davenport, Iowa

1473M	47 In. Quick-Hitch Two-Stage Snow Blower (X400/X500 HDGT's, X700's, 425-455, 1023E, 1025R, 1026R, 2210, 2305, 2025R, 2032R, 2320, 2520, 2720, 4010, 4100, 4110, 4115 Tractors) <i>BM20761 Hydraulic Coupler Kit Required on X700, X465, X475 and 425 Tractors.</i> <i>Compact Tractors Require Dual Selective Control Valve and Front Attaching Support Kit. See Sales Manual for Front Attaching Support Requirements.</i> <i>See Sales Manual for Ballast requirements.</i>	2,130.00
-------	--	----------

FRONT QUICK-HITCH

2000	Front Quick-Hitch and Hydraulic Lift (425, 445, 455)	625.00
2005	Front Quick-Hitch and Hydraulic Lift (For X400/X500 HDGT's, X700's)	603.00
2006	Front Quick-Hitch and Hydraulic Lift (2210, 2305)	641.00
2007	Front Quick-Hitch and Hydraulic Lift (2025R, 2032R, 2320, 2520, 2720, 4010, 4100, 4110, 4115)	688.00
2008	Front Quick-Hitch and Hydraulic Lift (1023E, 1025R, 1026R) <i>Also requires LVB26046, Front Attaching Support (1023E, 1025R, 1026R).</i>	688.00
2010	Less Front Quick-Hitch	In Base Price

2000 RPM FRONT PTO KIT

3000	2000 RPM Front PTO (425, 445, 455)	231.00
3003	2000 RPM Front PTO (4100, 4110)	254.00
3004	2WD 2000 RPM Front PTO (X400 HDGT's, X700, X720, X724, X740, X744, X710, X730, X734, X750, X754)	231.00
3005	4WD 2000 RPM Front PTO (X500 HDGT's, X728, X729, X748, X749, X738, X739,	245.00

JOHN DEERE LAWN & GARDEN PRODUCTS
EQUIPMENT FOR COMPACT UTILITY AND GARDEN TRACTORS

**47 In. Quick-Hitch Two-Stage Snow Blower (X400/X500 HDGT's, X700's, 425-455,
1023E, 1025R, 1026R, 2210, 2305, 2025R, 2032R, 2320, 2520, 2720, 4010, 4100, 4110,
4115 Tractors)**

Continued

CODE	ATTACHMENT IDENTIFIER	DESCRIPTION	SUGGESTED LIST PRICE USD (\$)
2000 RPM FRONT PTO KIT Continued...			
		X758)	
3006		2000 RPM Front PTO (4010, 4115)	254.00
3007		2000 RPM Front PTO (2210, 2305)	268.00
3008		2000 RPM Front PTO Kit (2025R, 2320)	249.00
3009		2000 RPM Front PTO (2032R, 2520, 2720)	249.00
3010		Less Power Take Off	In Base Price
3012		2000 RPM Front PTO (1023E, 1025R, 1026R)	322.00
IMPLEMENT DRIVE AND UPSTOP			
4000		Implement Drive and Upstop (425, 445, 455)	217.00
4003		Implement Drive and Upstop (For X400/X500 HDGT's, X700's)	217.00
4005		Implement Drive and Upstop (2025R, 2032R, 2320, 2520, 2720, 4010, 4100, 4110, 4115)	362.00
4006		Implement Drive and Upstop (2210, 2305)	413.00
4007		Implement Drive and Upstop (1023E, 1025R, 1026R)	413.00
4010		Less Implement Drive and Upstop	In Base Price
ATTACHMENTS FOR FIELD CONVERSION			
		Front Hitch:	
LVB26047		Front Quick-Hitch and Hydraulic Lift (1023E, 1025R, 1026R)	788.59
LVB24898		Front Quick-Hitch and Hydraulic Lift (2025R, 2032R, 2320 - 2720) <i>Fits also 4010, 4100, 4110 and 4115 Tractors for 47SB only.</i>	788.59
BM20921		Front Quick-Hitch and Hydraulic Lift (2305) <i>Fits also 2210 Tractors (for 47SB only).</i>	736.16
BM17347		Front Quick-Hitch and Hydraulic Lift (415, 425, 445, 455)	715.83
BM19782		Front Quick-Hitch and Hydraulic Lift (X400/X500 HDGT's, X700's)	692.29
		Front PTO:	
BLV10051		2000 RPM Front PTO (1023E, 1025R, 1026R)	369.16
LVB24801		2000 RPM Front PTO (2025R, 2032R, 2520, 2720, 3120-3720)	285.69
LVB24900		2000 RPM Front PTO (2025R, 2320)	285.69
LVB25966		2000 RPM Front PTO (2210, 2305)	306.01
BM18695		2000 RPM Front PTO (4100, 4110)	291.04

JOHN DEERE LAWN & GARDEN PRODUCTS
EQUIPMENT FOR COMPACT UTILITY AND GARDEN TRACTORS

**47 In. Quick-Hitch Two-Stage Snow Blower (X400/X500 HDGT's, X700's, 425-455,
1023E, 1025R, 1026R, 2210, 2305, 2025R, 2032R, 2320, 2520, 2720, 4010, 4100, 4110,
4115 Tractors)**

Continued

CODE	ATTACHMENT IDENTIFIER	DESCRIPTION	SUGGESTED LIST PRICE USD (\$)
		ATTACHMENTS FOR FIELD CONVERSION Continued...	
	BM17330	2000 RPM Front PTO (415, 425, 445, 455) <i>European Region II 455 Requires BM17861.</i>	264.29
	LVB25305	2000 RPM Front PTO Kit (4010, 4115)	291.04
	BM24361	2000 RPM Mid-to-Front PTO Kit, 2WD (X400 HDGT's, X700's) <i>For Homologation Tractors, also Order BM20966 Front PTO Shield. Required to Meet Homologation Standards. Not Required for CE.</i>	298.53
	BM20991	2000 RPM Mid-to-Front PTO Kit, 2WD (X400 HDGT's, X700, X720, X724, X740, X744) <i>For Homologation Tractors, also Order BM20966 Front PTO Shield. Required to Meet Homologation Standards. Not Required for CE.</i>	264.29
	BM24362	4WD 2000 RPM Front PTO (X500 HDGT's, X700's) <i>For European RII Homologation Tractors, also Order BM20978 Front PTO Shield. Required to Meet Homologation Standards. Not Required for CE.</i>	298.53
	BM22560	4WD 2000 RPM Front PTO (X500 HDGT's, X728, X729, X748, X749) <i>For European RII Homologation Tractors, also Order BM20978 Front PTO Shield. Required to Meet Homologation Standards. Not Required for CE.</i>	281.41
	BM20761	Hydraulics: Hydraulic Coupler Kit <i>Required on X700, X465, X475 and 425 Tractors.</i>	54.57
	BM20896	Hydraulic Retro Kit <i>Required to fit a Customer's 425, 445 and 455 Snow Blower or Snow Thrower on a New X400/X500 HDGT or X700 Series Tractor.</i>	28.89
	BM20714	Miscellaneous: Click-N-Go Bracket (X400/X500 HDGT's, X700's)	112.36
	M88984	Drift Blade	See Parts
	LVB25302	Front Attaching Support Kit <i>For 2520, 2720, 4100, 4110, 4115 Tractors. See Sales Manual for Front Attaching Support Requirements.</i>	59.91
	LVB26046	Front Attaching Support Kit (1023E, 1025R, 1026R) <i>See Sales Manual for Front Attaching Support Requirements.</i>	67.41
	LVB24895	Front Attaching Support Kit (2025R, 2320) <i>2025R, 2320 Tractors with 200X or 200CX Hood Guard Require Attaching Support Kit.</i>	82.39
	LVB25396	Front Attaching Support Kit (2305) <i>Fits also 2210 Tractors (for 47SB only.) See Sales Manual for Front Attaching Support Requirements.</i>	59.91
	LVB24899	Front Hitch/Mid-Mount Mower Combo Bracket (2025R, 2032R, 2320-2720) <i>Compatible with 4115 Tractor also. Required for Tool Free Change Between 54D or 62D OnRamp Mid-Mount Mower and Quik-Tatch Front Hitch (2025R, 2032R, 2320, 2520, 2720, 4115).</i>	127.33

JOHN DEERE LAWN & GARDEN PRODUCTS
EQUIPMENT FOR COMPACT UTILITY AND GARDEN TRACTORS

**47 In. Quick-Hitch Two-Stage Snow Blower (X400/X500 HDGT's, X700's, 425-455,
1023E, 1025R, 1026R, 2210, 2305, 2025R, 2032R, 2320, 2520, 2720, 4010, 4100, 4110,
4115 Tractors)**

Continued

CODE	ATTACHMENT IDENTIFIER	DESCRIPTION	SUGGESTED LIST PRICE USD (\$)
		ATTACHMENTS FOR FIELD CONVERSION Continued...	
	BM20753	Front Light Kit <i>For X400/X500 HDGT and X700 Series Garden Tractors.</i>	207.59
	AM119321	Heavy Duty Skid Shoe (1) <i>For Snow Blowers Serial Numbered up to 060000.</i>	See Parts
	LVB26135	Implement Drive and Upstop (1023E, 1025R, 1026R, 2210, 2305)	475.09
	LVB24902	Implement Drive and Upstop (2025R, 2032R, 2320, 2520, 2720) <i>Fits also 4010, 4100, 4110 and 4115 Tractors (for 47SB only).</i>	415.16
	BM20871	Implement Drive and Upstop (425, 445, 455, F900's)	249.31
	BM23236	Implement Drive and Upstop (X400/X500 HDGT's, X700's)	249.31
	AM128337	Left-Side Skid Shoe Plate and Hardware	See Parts
	BM20960	Remote Spout Cap Control Kit <i>For 425-455, 318, 322, 332, 420, 430, X400/X500 HDGT's, F900's, X700's, 2210, 2305, 4010, 4100, 4110, 4115 Tractors. See Sales Manual for Required Attaching Parts.</i>	124.11
	LVB24958	Remote Spout Cap Control Kit <i>For 2025R, 2032R, 2320, 2520, 2720 Tractors. See Sales Manual for Required Attaching Parts.</i>	146.59
	LVB26213	Remote Spout Cap Control Kit <i>For 1023E, 1025R and 1026R Tractors. See Sales Manual for Required Attaching Parts.</i>	197.96
	AM128336	Right-Side Skid Shoe Plate and Hardware	See Parts
	M157831	Skid shoe, Plastic (1) <i>For 44-, 47-, and 54-in. Snow Blowers. Two required.</i>	See Parts
	TY15956	Tire Chains (Pair) for 23x10.50-12 In. Drive Tires <i>All Wheel Steer Tractors with Standard 23x10.50-12 In. Tires Require BM18021 Wheel Spacer Kit to Provide Clearance Between Tire Chains and Steering Linkage.</i>	See Parts
	TY15845	Tire Chains (Pair) for 23x10.50-12 In. Rear Tires (318, 322, 332)	See Parts
	TY15841	Tire Chains (Pair) for 23x8.50-12 In. Drive Tires <i>Compatible on all Wheel Steer Tractors with BM17332 Tires.</i>	See Parts
	BM22725	Wheel Spacer Kit <i>For all Wheel Steer Tractors when Installing TY15956 Chains.</i>	157.29
		Seats / Wheels / Tires:	
	TY15958	Tire Chains (Pair) for 26x12-12 Tires	See Parts
		Weights:	
	BM20715	Ballast Box (Click-N-Go) (X400/X500 HDGT's, X700's) <i>Requires BM20714 Click-N-Go Bracket.</i>	283.56
	R66949	Quik-Tatch Weight, 42 Lb.	62.06

JOHN DEERE LAWN & GARDEN PRODUCTS
EQUIPMENT FOR COMPACT UTILITY AND GARDEN TRACTORS

**47 In. Quick-Hitch Two-Stage Snow Blower (X400/X500 HDGT's, X700's, 425-455,
1023E, 1025R, 1026R, 2210, 2305, 2025R, 2032R, 2320, 2520, 2720, 4010, 4100, 4110,
4115 Tractors)**

Continued

CODE	ATTACHMENT IDENTIFIER	DESCRIPTION	SUGGESTED LIST PRICE USD (\$)
		ATTACHMENTS FOR FIELD CONVERSION Continued...	
	BM20779	Rear Click-N-Go Weight Bracket (X400/X500 HDGT's, X700's) <i>Requires BM20714 Click-N-Go Bracket.</i>	156.21

JOHN DEERE LAWN & GARDEN PRODUCTS
EQUIPMENT FOR COMPACT UTILITY AND GARDEN TRACTORS

54 In. Quick-Hitch Two-Stage Snow Blower (X400/X500 HDGT's, X700's, 1023E, 1025R, 1026R, 2305, 2025R, 2032R, 2320-2720 Tractors)

Equipment for Base Machine

Hydraulic Discharge Chute	Wear Plates
Rotation 100 Degrees Right and Left	Reversible and Replaceable Scraper Blade
54 In. Clearing Width "Straight"	Four Extra Shear Bolts
15 In. Diameter Impeller	"Shell Mounted"
16 In. Diameter Auger	Hydraulic Chute Angling
Shear Bolt Protection	Less Front Quick-Hitch
Adjustable Spout Cap Deflector	Less Front PTO
Two-Stage Design	Less Implement Drive and Upstop

CODE	ATTACHMENT IDENTIFIER	DESCRIPTION	SUGGESTED LIST PRICE USD (\$)
------	-----------------------	-------------	-------------------------------

Select One Code From Each Required Category

BASE MACHINE

F.O.B. Davenport, Iowa

02C1M	54 In. Quick-Hitch Two-Stage Snow Blower (X400/X500 HDGT's, X700's, 1023E, 1025R, 1026R, 2305, 2025R, 2032R, 2320-2720 Tractors) <i>BM20761 Hydraulic Coupler Kit Required on X700 Tractors.</i> <i>Compact Tractors Require Dual Selective Control Valve and Front Attaching Support Kit. See Sales Manual for Front Attaching Support Requirements.</i> <i>See Sales Manual for Ballast requirements.</i>	2,550.00
-------	--	----------

FRONT QUICK-HITCH

2005	Front Quick-Hitch and Hydraulic Lift (For X400/X500 HDGT's, X700's)	603.00
2006	Front Quick-Hitch and Hydraulic Lift (2305)	641.00
2007	Front Quick-Hitch and Hydraulic Lift (2025R, 2032R, 2320-2720)	688.00
2008	Front Quick-Hitch and Hydraulic Lift (1023E, 1025R, 1026R) <i>Also requires LVB26046, Front Attaching Support (1023E, 1025R, 1026R).</i>	688.00
2010	Less Front Quick-Hitch	In Base Price

2000 RPM FRONT PTO KIT

3004	2WD 2000 RPM Front PTO (X400 HDGT's, X700, X720, X724, X740, X744, X710, X730, X734, X750, X754)	231.00
3005	4WD 2000 RPM Front PTO (X500 HDGT's, X728, X729, X748, X749, X738, X739, X758)	245.00
3007	2000 RPM Front PTO (2305)	268.00
3008	2000 RPM Front PTO Kit (2025R, 2320)	249.00
3009	2000 RPM Front PTO (2032R, 2520, 2720)	249.00
3010	Less Power Take Off	In Base Price

JOHN DEERE LAWN & GARDEN PRODUCTS
EQUIPMENT FOR COMPACT UTILITY AND GARDEN TRACTORS

54 In. Quick-Hitch Two-Stage Snow Blower (X400/X500 HDGT's, X700's, 1023E, 1025R, 1026R, 2305, 2025R, 2032R, 2320-2720 Tractors)

Continued

CODE	ATTACHMENT IDENTIFIER	DESCRIPTION	SUGGESTED LIST PRICE USD (\$)
2000 RPM FRONT PTO KIT Continued...			
3012		2000 RPM Front PTO (1023E, 1025R, 1026R)	322.00
IMPLEMENT DRIVE AND UPSTOP			
4003		Implement Drive and Upstop (For X400/X500 HDGT's, X700's)	217.00
4005		Implement Drive and Upstop (2025R, 2032R, 2320-2720)	282.00
4006		Implement Drive and Upstop (2305)	413.00
4007		Implement Drive and Upstop (1023E, 1025R, 1026R)	413.00
4010		Less Implement Drive and Upstop	In Base Price
ATTACHMENTS FOR FIELD CONVERSION			
		Front Hitch:	
LVB26047		Front Quick-Hitch and Hydraulic Lift (1023E, 1025R, 1026R)	788.59
LVB24898		Front Quick-Hitch and Hydraulic Lift (2025R, 2032R, 2320 - 2720)	788.59
BM20921		Front Quick-Hitch and Hydraulic Lift (2305)	736.16
BM19782		Front Quick-Hitch and Hydraulic Lift (X400/X500 HDGT's, X700's)	692.29
		Front PTO:	
BLV10051		2000 RPM Front PTO (1023E, 1025R, 1026R)	369.16
LVB24801		2000 RPM Front PTO (2025R, 2032R, 2520, 2720, 3120-3720)	285.69
LVB24900		2000 RPM Front PTO (2025R, 2320)	285.69
LVB25966		2000 RPM Front PTO (2210, 2305)	306.01
BM24361		2000 RPM Mid-to-Front PTO Kit, 2WD (X400 HDGT's, X700's) <i>For Homologation Tractors, also Order BM20966 Front PTO Shield. Required to Meet Homologation Standards. Not Required for CE.</i>	298.53
BM20991		2000 RPM Mid-to-Front PTO Kit, 2WD (X400 HDGT's, X700, X720, X724, X740, X744) <i>For Homologation Tractors, also Order BM20966 Front PTO Shield. Required to Meet Homologation Standards. Not Required for CE.</i>	264.29
BM24362		4WD 2000 RPM Front PTO (X500 HDGT's, X700's) <i>For European RII Homologation Tractors, also Order BM20978 Front PTO Shield. Required to Meet Homologation Standards. Not Required for CE.</i>	298.53
BM22560		4WD 2000 RPM Front PTO (X500 HDGT's, X728, X729, X748, X749) <i>For European RII Homologation Tractors, also Order BM20978 Front PTO Shield. Required to Meet Homologation Standards. Not Required for CE.</i>	281.41

JOHN DEERE LAWN & GARDEN PRODUCTS
EQUIPMENT FOR COMPACT UTILITY AND GARDEN TRACTORS

54 In. Quick-Hitch Two-Stage Snow Blower (X400/X500 HDGT's, X700's, 1023E, 1025R, 1026R, 2305, 2025R, 2032R, 2320-2720 Tractors)

Continued

CODE	ATTACHMENT IDENTIFIER	DESCRIPTION	SUGGESTED LIST PRICE USD (\$)
ATTACHMENTS FOR FIELD CONVERSION Continued...			
		Hydraulics:	
	BM20761	Hydraulic Coupler Kit <i>Required on X700, X465, X475 and 425 Tractors.</i>	54.57
		Miscellaneous:	
	BM20714	Click-N-Go Bracket (X400/X500 HDGT's, X700's)	112.36
	M88984	Drift Blade	See Parts
	LVB25302	Front Attaching Support Kit <i>For 2520, 2720 Tractors. See Sales Manual for Front Attaching Support Requirements.</i>	59.91
	LVB26046	Front Attaching Support Kit (1023E, 1025R, 1026R) <i>See Sales Manual for Front Attaching Support Requirements.</i>	67.41
	LVB24895	Front Attaching Support Kit (2025R, 2320) <i>2025R, 2320 Tractors with 200X or 200CX Hood Guard Require Attaching Support Kit.</i>	82.39
	LVB25396	Front Attaching Support Kit (2305) <i>Fits also 2210 Tractors (for 47SB only.) See Sales Manual for Front Attaching Support Requirements.</i>	59.91
	LVB24899	Front Hitch/Mid-Mount Mower Combo Bracket (2025R, 2032R, 2320-2720) <i>Compatible with 4115 Tractor also. Required for Tool Free Change Between 54D or 62D OnRamp Mid-Mount Mower and Quik-Tatch Front Hitch (2025R, 2032R, 2320, 2520, 2720, 4115).</i>	127.33
	BM20753	Front Light Kit <i>For X400/X500 HDGT and X700 Series Garden Tractors.</i>	207.59
	LVB26135	Implement Drive and Upstop (1023E, 1025R, 1026R, 2210, 2305)	475.09
	BM23238	Implement Drive and Upstop (2025R, 2032R, 2320, 2520, 2720)	324.21
	BM23236	Implement Drive and Upstop (X400/X500 HDGT's, X700's)	249.31
	BM20960	Remote Spout Cap Control Kit <i>For 425-455, 318, 322, 332, 420, 430, X400/X500 HDGT's, F900's, X700's, 2210, 2305, 4010, 4100, 4110, 4115 Tractors. See Sales Manual for Required Attaching Parts.</i>	124.11
	LVB24958	Remote Spout Cap Control Kit <i>For 2025R, 2032R, 2320, 2520, 2720 Tractors. See Sales Manual for Required Attaching Parts.</i>	146.59
	LVB26213	Remote Spout Cap Control Kit <i>For 1023E, 1025R and 1026R Tractors. See Sales Manual for Required Attaching Parts.</i>	197.96
	M157831	Skid shoe, Plastic (1) <i>For 44-, 47-, and 54-in. Snow Blowers. Two required.</i>	See Parts
	BM22725	Wheel Spacer Kit <i>For all Wheel Steer Tractors when Installing TY15956 Chains.</i>	157.29
		Seats / Wheels / Tires:	
	TY15958	Tire Chains (Pair) for 26x12-12 Tires	See Parts

JOHN DEERE LAWN & GARDEN PRODUCTS
EQUIPMENT FOR COMPACT UTILITY AND GARDEN TRACTORS

**54 In. Quick-Hitch Two-Stage Snow Blower (X400/X500 HDGT's, X700's, 1023E, 1025R,
1026R, 2305, 2025R, 2032R, 2320-2720 Tractors)**

Continued

CODE	ATTACHMENT IDENTIFIER	DESCRIPTION	SUGGESTED LIST PRICE USD (\$)
ATTACHMENTS FOR FIELD CONVERSION Continued...			
		Weights:	
	BM20715	Ballast Box (Click-N-Go) (X400/X500 HDGT's, X700's) <i>Requires BM20714 Click-N-Go Bracket.</i>	283.56
	R66949	Quik-Tatch Weight, 42 Lb.	62.06
	BM20779	Rear Click-N-Go Weight Bracket (X400/X500 HDGT's, X700's) <i>Requires BM20714 Click-N-Go Bracket.</i>	156.21

JOHN DEERE LAWN & GARDEN PRODUCTS EQUIPMENT FOR RIDERS & TRACTORS

42 In. Snow Thrower (For G100, Scotts/Sabre Yard Tractors, LX, GT, GX, 325, 335, 345, 355D, 240-285, 320 Tractors) Equipment for Base Machine

42 In. (107 cm) Clearing Width Easy-On, Easy-Off Mounting 12 In. Diameter Auger Reversible and Replaceable Cutting Blade 216 Degree Spout Rotation	Over-Center Belt Tensioner Sealed, Anti-Friction Ball Bearings Remote Spout Cap Control Large, Adjustable Skid Shoes
--	---

CODE	ATTACHMENT IDENTIFIER	DESCRIPTION	SUGGESTED LIST PRICE USD (\$)
------	-----------------------	-------------	-------------------------------

Select One Code From Each Required Category

BASE MACHINE

F.O.B. Davenport, Iowa

3252M	42 In. Snow Thrower (For G100, Scotts/Sabre Yard Tractors, LX, GT, GX, 325, 335, 345, 355D, 240-285, 320 Tractors) <i>Operator's Manual is Packaged with Attaching Parts Bundle.</i> <i>100 Lbs. of Ballast is Recommended on Rear of Tractor.</i>	1,655.00
-------	--	----------

LIFT KIT

1000	Front Implement Lift Kit (G100, Scotts/Sabre Yard Tractors, LX, GT with Hand Lift) <i>G100, Scotts/Sabre Yard Tractors and GT242, GT262, GT275 require two M132142 Brackets, four 19M7285 Bolts, and four 14M7466 Nuts. LX277 AWS requires two M136814 Brackets, four 19M7285 Bolts and four 14M7466 Nuts. LX172-LX188 require BM19407 Mounting Parts.</i>	93.00
1001	Front Implement Lift Kit (325, 335, 345, 355D)	76.00
1002	Front Implement Lift Kit (240-285, 320) <i>When Installing Front Implement Lift Kit on the 240 with 38 In. Mower 1-M71193, Right and 1-M71194, Left Mower Lift Stops, 4-03M7190, Carriage Bolts and 4-14M7296, Flange Head Nuts may be Required.</i>	105.00
1003	Front Implement Lift Kit (GX325, GX335, GX345, GX355)	76.00
1004	Front Implement Lift Kit (LX, GT, GX255 with Foot Lift) <i>LX280 AWS Requires (2) M136814 Brackets, (4) 19M7285 Bolts and four 14M7466 Nuts (1) M155668 Bracket, (1) 19M7786 M10x30 Bolt, and (1) 14M7400 M10 Locknut.</i>	109.00
1010	Less Front Implement Lift Kit	In Base Price

ATTACHING PARTS

2001	Attaching Parts (240-285, 320, 325, 335, 345, 355D, GX325, GX335, GX345, GX355) <i>240-285 and 320 Tractors Require one M137636 Bracket, two 03M7190 Bolts, two 19M7866 Bolts and six 24M7053 Washers.</i>	56.00
2003	Attaching Parts (LX, GT, GX255)	73.00

**JOHN DEERE LAWN & GARDEN PRODUCTS
EQUIPMENT FOR RIDERS & TRACTORS**

**42 In. Snow Thrower
(For G100, Scotts/Sabre Yard Tractors, LX, GT, GX,
325, 335, 345, 355D, 240-285, 320 Tractors)**

Continued

CODE	ATTACHMENT IDENTIFIER	DESCRIPTION	SUGGESTED LIST PRICE USD (\$)
ATTACHING PARTS Continued...			
2004		Attaching Parts (G100 and Scotts/Sabre Yard Tractors)	73.00
2010		Less Attaching Parts	In Base Price

ATTACHMENTS FOR FIELD CONVERSION

Miscellaneous:

BM19797	Adapter Kit for LX277 AWS and LX280 AWS <i>Required to Install BM17296 Rear Weight Mounting Kit on LX277 AWS and LX280 AWS</i>	31.03
BM19216	Attaching Parts (240-285, 320, 325, 335, 345, 355D, GX300 Series) <i>240-285 and 320 Tractors Require one M137636 Bracket, two 03M7190 Bolts, two 19M7866 Bolts and six 24M7053 Washers.</i>	60.99
BM21339	Attaching Parts (LX, GT, GX255)	81.31
M88984	Drift Blade	See Parts
BM19867	Electric Spout Rotation Kit	286.76
BM16733	Front Implement Lift Kit (240-285,320) <i>When Installing Front Implement Lift Kit on the 240 with 38 In. Mower 1-M71193 Right and 1-M71194 Left Mower Lift Stops, 4-03M7190 Carriage Bolts and 4-14M7296 Flange Head Nuts may be Required.</i>	119.84
BM19996	Front Implement Lift Kit (325, 335, 345, 355D)	86.67
BM20781	Front Implement Lift Kit (GX325, GX335, GX345, GX355)	86.67
BM21337	Front Implement Lift Kit (LX, GT, GX255 with Foot Lift) <i>(LX, GT and GX255 with Foot Lift) LX280 AWS Requires (2) M136814 Brackets, (4) 19M7285 Bolts and four 14M7466 Nuts (1) M155668 Bracket, (1) 19M7786 M10x30 Bolt, and (1) 14M7400 M10 Locknut.</i>	124.11
BM18977	Front Implement Lift Kit (LX/GT with Hand Lift) <i>G100, Scotts/Sabre Yard Tractors and GT242, GT262, GT275 require two M132142 Brackets, four 19M7285 Bolts and four 14M7466 Nuts. LX277 AWS requires two M136814 Brackets, four 19M7285 Bolts and four 14M7466 Nuts. LX172- LX188 require BM19407 Mounting Parts.</i>	107.00
BM19407	Mounting Parts (LX172-LX188)	158.36
AM122263	Skid Shoe, Heavy Duty Left Hand (1)	See Parts
AM122264	Skid Shoe, Heavy Duty Right Hand (1)	See Parts
TY15956	Tire Chains (Pair) for 23x10.50-12 In. Drive Tires	See Parts
TY24327	Tire Chains for 22x11-10 In. Turf Tires	See Parts
M142891	Wear Plate	See Parts

Seats / Wheels / Tires:

JOHN DEERE LAWN & GARDEN PRODUCTS
EQUIPMENT FOR RIDERS & TRACTORS

42 In. Snow Thrower
(For G100, Scotts/Sabre Yard Tractors, LX, GT, GX,
325, 335, 345, 355D, 240-285, 320 Tractors)

Continued

CODE	ATTACHMENT IDENTIFIER	DESCRIPTION	SUGGESTED LIST PRICE USD (\$)
		ATTACHMENTS FOR FIELD CONVERSION Continued...	
	TY16200	Tire Chains (Pair) for 20x10-8, 20x10-10	See Parts
	TY24328	Tire Chains (Pair) for 24x12.00-12 In. Drive Tires	See Parts
		Weights:	
	BM17976	50 Lb. Wheel Weight, Rear Plastic (1) with Mounting Hardware <i>Not Compatible with LX Tractors.</i>	66.34
	R66949	Quik-Tatch Weight, 42 Lb.	62.06
	BM17296	Rear Weight Mounting Kit (LX Series) <i>Not for LX280 or LX289</i> <i>For (2) R66949 Weights. LX277 AWS and LX280 AWS also</i> <i>Requires BM19797 Adapter Kit.</i>	81.31

**JOHN DEERE LAWN & GARDEN PRODUCTS
EQUIPMENT FOR RIDERS & TRACTORS**

44 In. Snow Blower (For 100 Series)
Equipment for Base Machine

42 In. (107 cm) Clearing Width	Over-Center Belt Tensioner
Easy-On, Easy-Off Mounting	Sealed, Anti-Friction Ball Bearings
12 In. Diameter Auger	Remote Spout Cap Control
Reversible and Replaceable Cutting Blade	Large, Adjustable Skid Shoes
216 Degree Spout Rotation	

CODE	ATTACHMENT IDENTIFIER	DESCRIPTION	SUGGESTED LIST PRICE USD (\$)
------	-----------------------	-------------	-------------------------------

Select One Code From Each Required Category

BASE MACHINE

F.O.B. Davenport, Iowa

7005M	44 In. Snow Blower (For 100 Series) <i>Rear weights and tire chains are available for additional traction.</i>	1,399.00
-------	---	----------

ATTACHMENTS FOR FIELD CONVERSION

Miscellaneous:

M88984	Drift Blade	See Parts
TY15959	Rear Tire Chain Kit (Pair) for 20x8-8	See Parts
TY25229	Rear Tire Chain Kit (Pair) for 22x9.5-12	See Parts
AM122263	Skid Shoe, Heavy Duty Left Hand (1) <i>For Snow Blower.</i>	See Parts
AM122264	Skid Shoe, Heavy Duty Right Hand (1) <i>For Snow Blower.</i>	See Parts
 Seats / Wheels / Tires:		
TY16200	Tire Chains (Pair) for 20x10-8, 20x10-10	See Parts
 Weights:		
R66949	Quik-Tatch Weight, 42 Lb. <i>Two Required.</i>	62.06
BG20029	Quik-Tatch Weight, 42 Lb. (Boxed) <i>Two Required.</i>	63.13

JOHN DEERE LAWN & GARDEN PRODUCTS
EQUIPMENT FOR RIDERS & TRACTORS

Front Mounted Thatchers

CODE	ATTACHMENT IDENTIFIER	DESCRIPTION	SUGGESTED LIST PRICE USD (\$)
ATTACHMENTS FOR FIELD CONVERSION			
FRONT MOUNTED THATCHERS:			
TY13056		38 In. Front Thatcher (Center) <i>Requires Mounting Frame.</i>	216.14
TY13036		8 In. Front Thatcher (Extension)	53.50
Mounting Frames:			
BM17348		Thatcher Mounting Frame <i>For 425, 445, 455 Tractors with Mid-Mount Mower.</i>	155.16
BM20853		Thatcher Mounting Frame <i>For X400/X500 HDGT and X700 Ultimate Tractors.</i>	209.71

**JOHN DEERE LAWN & GARDEN PRODUCTS
EQUIPMENT FOR RIDERS & TRACTORS**

42 In. Hydraulic Tiller (for X400/X500 HDGT and X700 Series Garden Tractors)
Equipment for Base Machine

42 In. Tilling Width Shaft Drive with "Lock-Back Collar" - X400/X500 HDGT'S, X700's 2000 RPM PTO Input Speed Category "1" 3-Point Hitch Mounting, X400/X500 HDGT'S, X700's Leveling Blade 14 In. Cutting Circle 1-6 In. Tilling Depth	28 High-Carbon, Heat Treated Steel Tines Optional Six Position Adjustable Skid Shoes 5 Gallon Hydraulic Oil Reservoir Adjustable Rear Hinged Cover Door 200 RPM Tine Rotation Speed at Full Throttle Standard or Counter-Rotating	Tines
---	---	-------

CODE	ATTACHMENT IDENTIFIER	DESCRIPTION	SUGGESTED LIST PRICE USD (\$)
------	--------------------------	-------------	-------------------------------------

Select One Code From Each Required Category

BASE MACHINE

4392M	42 In. Hydraulic Tiller (for X400/X500 HDGT and X700 Series Garden Tractors) <i>If no Mower Deck, then AM133971 is Required.</i> <i>This version of the 42 Hydraulic Tiller is used for X700s and non-current X400/X500 HDGTs. See the "attachments for field conversion" for the version used on X500 M-T Tractor.</i> <i>Bar Tires are Recommended on 2WD Tractors and HDAP Tires Recommended on 4WD Tractors for Tilling Applications. Chains not Recommended for Tilling.</i> <i>160 Lbs. of front ballast is required for X400/X500 HDGT and X700 Series Garden Tractors.</i> <i>X400/X500 HDGT and X700 Series Garden Tractors must be equipped with 3-Point Hitch.</i>	2,449.00
-------	--	----------

ATTACHMENTS FOR FIELD CONVERSION

BM19406	Miscellaneous: Adjustable Skid Shoes <i>For 42 In. Hydraulic Tiller</i>	220.41
AM133971	Shaft, Half and Joint Assembly (X400/X500 HDGT's, X700's)	See Parts
R66949	Weights: Quik-Tatch Weight, 42 Lb.	62.06

JOHN DEERE LAWN & GARDEN PRODUCTS

EQUIPMENT FOR COMPACT UTILITY AND GARDEN TRACTORS

647 Rotary Tiller

Equipment for Base Machine

48 In. Tilling Width	6 Hybrid Tines per Flange
540 PTO Shaft Drive with "Quick Lock" Collar	6 Flanges - Total of 36 Tines
Pre-set Slip Clutch	4 Position Adjustable Skidshoes
15-35 PTO HP Rated Main Gearbox	ASA 60 Roller Chain
Breather on Gearbox and Chain Case	Parking Stands
Dipstick on Gearbox	Adjustable Rear Hinged Cover Door
Sight Glass on Chain Case	Center Mounted Cat 1 Hitch
7 In. Tilling Depth	iMatch & Alpha Compatible
14 In. Rotor Diameter	3-Point Hitch
	Drive Shaft (CUT Tractors)

CODE	ATTACHMENT IDENTIFIER	DESCRIPTION	SUGGESTED LIST PRICE USD (\$)
------	--------------------------	-------------	-------------------------------------

Select One Code From Each Required Category

BASE MACHINE

F.O.B. Davenport, Iowa

0205LV	647 Rotary Tiller <i>For X400/X500 HDGT, X700 Series, 3005, 4005, 1023E, 1025R, 1026R, 3032E, 3038E, 2210, 4010, 4100, 4110, 4115, 2305, 2025R, 2032R, 2320-2720, 3203, 3120-3720, 4105 Tractors. X400/X500HDGT and X700 Series Tractors Must be Equipped with 540 RPM Rear PTO Drive and Category 1 3-Point Hitch. Front Ballast is Required, See Sales Manual for Specific Requirements. If Ordering Tiller for Use with iMatch AutoHitch, Order Code 1010 (Less Drive Shaft) as the AutoHitch Implement Side Components are Used in Place of the Tiller Drive Shaft.</i>	2,395.00
--------	--	----------

DRIVE SHAFT

1000	Drive Shaft for Compact Utility Tractors	In Base Price
1001	Drive Shaft for X400/X500 HDGT and X700 Series Tractors	30.00
1010	Less Drive Shaft	-310.00

BRACKETS

2000	Brackets for Compact Utility Tractors	In Base Price
2001	Brackets for X400/X500 HDGT and X700 Series Tractors	Same Price
2010	Less Brackets	-138.00

ATTACHMENTS - ORDER AS DESIRED

9430	Spanish North American Kit: Spanish North American Operator's Manual and Decal Kit	No Charge
------	--	-----------

ATTACHMENTS FOR FIELD CONVERSION

BM21914	Miscellaneous: 540 RPM Rear PTO Drive (X400/X500 HDGTs, X700's -June 2010 production) <i>Also order AM120840 Module for MY2005 and older X400 or X500 HDGTs.</i>	960.86
---------	---	--------

JOHN DEERE LAWN & GARDEN PRODUCTS
EQUIPMENT FOR COMPACT UTILITY AND GARDEN TRACTORS

647 Rotary Tiller
Continued

CODE	ATTACHMENT IDENTIFIER	DESCRIPTION	SUGGESTED LIST PRICE USD (\$)
		ATTACHMENTS FOR FIELD CONVERSION Continued...	
	LVB25769	Brackets for Compact Utility Tractors	158.36
	LVB25770	Brackets for X400/X500 HDGT and X700 Series Tractors	158.36
	LVB25518	Drive Shaft Kit (CUTS)	355.24
	LVB25545	Drive Shaft Kit (X400/X500 HDGT's, X700's)	389.49
	BLV10081	Spanish North American Kit: Spanish North American Operator's Manual and Decal Kit	166.91
	BM20957	Weights: 9-Weight Front Weight Bracket <i>For X400/X500 HDGT's, X700, X720, X724, X728, X729, X740, X744, X748, X749.</i>	188.31
	BM24363	9-Weight Front Weight Bracket <i>For X400/X500 HDGT's, X700's</i>	188.31
	LVB19607	Front Quik-Tatch Weight Kit (3020 Series, 3203, 4105) <i>Includes Rod and Spring Pins for Front Quik-Tatch Weights.</i>	46.20
	CH14083	Front Quik-Tatch Weight Kit (990, 4005) <i>Includes Rod and Spring Pins for Front Quik-Tatch Weights.</i>	See Parts
	LVB25363	Front Weight Bracket Extension Kit (1023E, 1025R, 1026R, 2305, 2025R, 2320, 2520) <i>Includes Extension Bracket and Hardware (Including Rod and Spring Pins).</i>	210.10
	LVB19581	Front Weight Bracket Extension Kit (3203, 3020 Series, 4105) <i>Includes Extension Bracket and All Hardware (Including Rod and Spring Pins) to Hold up to Ten Front Quik-Tatch Weights.</i>	238.70
	BM17998	Front Weight Bracket Extension Kit (790, 3005) <i>Includes Extension Bracket and Hardware (Including Rod and Spring Pins) to Hold up to Four Quik-Tatch Weights.</i>	233.20
	R66949	Quik-Tatch Weight, 42 Lb. <i>For X400/X500 HDGT's and X700 Series also order M147986 Retaining Rod and Two M40461 Spring Clips. For 2210, 2305, 2025R, 2032R, 2320, 2520, 2720, 4010, 4100, 4110, and 4115 also order M128726 Retaining Rod and Four A15147 Spring Clips.</i>	62.06

JOHN DEERE LAWN & GARDEN PRODUCTS

EQUIPMENT FOR RIDERS & TRACTORS

Tow Behind Carts, Trailers, Spreaders, and Implements for RLE Tractors

Equipment for Base Machine

Spreaders: Capacity and Type: 80 Lb. Pull-Type (TY25010) 125 Lb. Pull-Type (TY25011) 175 Lb. Pull-Type (TY25012) 175 Lb. Pull-Type (LPBST35JD) NEED TO UPDATE ALL SPECS 40 Lb. Push-Type (TY24375) Hopper Material Stainless Steel (40 Lb.) Polyethylene (80-, 125-, 175, 110- Lb.) 80 Setting Dial-A-Matic Rate Control Knob Solid, One-Place Axle	Drive Gears Delron/Nylon (40- and 80-Lb.) Heavy-Duty Die Cast Metal (110-, 125-, and 175-Lb.) Tires: 10 In. Pneumatic (80 Lb.) 14 In. Pneumatic (125- and 175-Lb.) 8x2.25 In. Semi-Pneumatic (40 Lb.) 13x5 In. Turf Saver (110 Lb) Powder-Coated 16 gauge Tubular Steel Frame Stainless Steel Hopper Bottom	No-Stick Nylon Rate Gauge Stainless Steel Rate Gauge Linkage and Rotary Agitator One-Year Limited Warranty
--	---	---

CODE	ATTACHMENT IDENTIFIER	DESCRIPTION	SUGGESTED LIST PRICE USD (\$)
ATTACHMENTS FOR FIELD CONVERSION			
		Carts / Hitches:	
	LPUT21JD	21 Steel Utility Cart <i>Available through Order Zone</i>	In Catalog
		FRONT MOUNTED THATCHERS:	
	TY13036	8 In. Front Thatcher (Extension)	53.50
		Miscellaneous:	
	AM105666	Extension, Wiring Harness (X400/X500 HDGT's, X700's, 322, 330, 332, 425, 445, 455) <i>30 in extension for use with sprayers on (X400's, X500's, 322, 330, 332, 425, 445, 455)</i>	See Parts
		Order Zone:	
	LP3100	100 Lb. Push-Type Spreader	In Catalog
	LP25011	125 Lb. Pull-Type Spin Spreader	In Catalog
	LPB536JD	175 LB. Broadcast Spreader	In Catalog
	LP25012	175 Lb. Pull-Type Spin Spreader	In Catalog
	LPVRT36JD	36 In. Tow Behind Lawn Roller	In Catalog
	LPAS40JD	40 In. Tow Behind Aerator-Spreader	In Catalog
	LPPA40JD	40 In. Tow Behind Plug Aerator	In Catalog
	LPSAT40JD	40 In. Tow Behind Spiker Aerator	In Catalog
	LPTA40JD	40 In. Tow Behind Thatcherator	In Catalog
	LPST42JD	42 in. Lawn Sweeper	In Catalog
	LPPA48JD	48 In. Tow Behind Plug Aerator <i>Compatible with GT, GX, X500 M-T, X700 and similar-sized lawn and garden tractors.</i>	In Catalog
	LP3050	50 Lb. Push-Type Spin Spreader	In Catalog
	LPPTK10	Cart Hard Top - 10 cu. Ft.	In Catalog

JOHN DEERE LAWN & GARDEN PRODUCTS
EQUIPMENT FOR RIDERS & TRACTORS

Tow Behind Carts, Trailers, Spreaders, and Implements for RLE Tractors
Continued

CODE	ATTACHMENT IDENTIFIER	DESCRIPTION	SUGGESTED LIST PRICE USD (\$)
		ATTACHMENTS FOR FIELD CONVERSION Continued...	
	LP19478	Tow Behind Sprayer, 15 Gallon	In Catalog
	LP19479	Tow Behind Sprayer, 25 Gallon	In Catalog
	LPPCT10JD	Utility Cart, 10P	In Catalog
	LPHDC18JD	Utility Cart, 18 <i>The loaded weight of the cart should never exceed the weight of the tractor plus the operator. Compatible with GT, GX, X500 M-T, X700 and similar-sized lawn and garden tractors.</i>	In Catalog
	LP20485	Sprayers / Pressure Washers: 45 Gallon Tow-Behind Sprayer <i>Compatible with GT, GX, X500M-T and similar sized Lawn and Garden Tractors.</i>	In Catalog



2013 Whole Goods Dealer Price List

27134 S. Parklane Drive / Sioux Falls, SD / 800.658.5561 / diamondmowers.com

BOOM MOWERS

To order a boom mower: 1) select boom, 2) select mower head, 3) select controls and other options.

Order Code	Description	List Price	NJPA
Attachment Booms			
DBM-C-M	19 Foot Side Fold	\$ 24,045	\$ 19,236
DBM-C-A	21 Foot Side Fold	\$ 25,257	\$ 20,206
DBM-C-D	23 Foot Side Fold	\$ 27,102	\$ 21,682
DBM-C-P	20 Foot Rear Cradle Boom (standard with hydraulic actuator)	\$ 35,238	\$ 28,190

Rear Cradle Booms			
DBM-C-N	22 Foot STD Rear Cradle	\$ 29,134	\$ 23,307
DBM-C-H	23 Foot STD Rear Cradle	\$ 31,643	\$ 25,314
DBM-C-B	23 Foot HD Rear Cradle	\$ 34,705	\$ 27,764
DBM-C-G	25 Foot HD Rear Cradle	\$ 39,552	\$ 31,642
DBM-C-S	28 Foot HD Rear Cradle	\$ 47,040	\$ 37,632
DBM-C-O	30 Foot HD Rear Cradle	\$ 49,318	\$ 39,454

Note: Side fold and rear cradle booms include boom, mounting hardware, 4-spool valve, cable controls, Lexan safety glass & wheel weights. Axle stabilizer included on 25 foot and larger.

Bi-Directional Booms - Mounted to New Holland Bi-Directional Tractors			
BAM-C-Z	21 Foot RH Mow	\$ 33,694	\$ 26,955
BAM-C-AA	23 Foot RH Mow	\$ 38,363	\$ 30,690
BBM-C-BB	21 Foot RH & LH Mow	\$ 51,237	\$ 40,990
BBM-C-CC	24 Foot RH & LH Mow	\$ 56,454	\$ 45,163

Note: Bi-directional booms come standard with hydraulic actuator.

Options For Side Fold and Rear Cradle Booms			
101	Joystick - Four-Function Proportional Control	\$ 7,777	\$ 6,222
107	Joystick - Five-Function Proportional Control	\$ 9,840	\$ 7,872
119	Joystick - Four-Function Soft-Shift	\$ 2,995	\$ 2,396
115	Small Hydraulic Actuator (22 ft & smaller booms)	\$ 7,322	\$ 5,858
116	Large Hydraulic Actuator (23 ft & larger booms)	\$ 8,723	\$ 6,978
160	Factory Mount - Side Fold Boom Mowers	\$ 4,657	\$ 3,726
125	Rack & Pinion Surcharge	\$ 1,855	\$ 1,484
102	Transport Lock	\$ 429	\$ 343

Note: Hydraulic acutator required on Tier 4 tractors.

Additional Options For Rear Cradle Booms			
126	Dx2 Mainframe, Accepts Side-Fold Attachments (22 ft & smaller booms)	\$ 14,308	\$ 11,446
127	Dx2 Mainframe, Accepts Side-Fold Attachments (23 ft & larger booms)	\$ 15,846	\$ 12,677
128	Boom Knuckle (requires 5-function joystick)	\$ 2,471	\$ 1,977
110	Rear Cradle Extension	\$ 1,023	\$ 818
161	Factory Mount - Rear Cradle Boom Mowers	\$ 8,318	\$ 6,654
114	Front Axle Stabilizer	\$ 863	\$ 690

Note: Dx2 mainframe upgrade includes hydraulic actuator. When attachment is installed, boom must be stowed. Mounting includes labor and hydraulic oil.

Order Code	Description	List Price	NJPA
3-Point Hitch Booms, STD			
RBM-C-V	14 Foot Standard Duty	\$ 15,675	\$ 12,540
RBM-C-W	16 Foot Standard Duty	\$ 16,203	\$ 12,962

Note: Standard duty 3-point boom mowers can only accept 40" rotary or 42" flail head.

3-Point Hitch Booms, HD			
RBM-C-T	17 Foot Heavy Duty	\$ 19,586	\$ 15,669
RBM-C-U	20 Foot Heavy Duty	\$ 21,598	\$ 17,278

Note: Heavy duty 3-point boom mowers can take 50" rotary or 44" flail head.

Options for 3-Point Hitch Booms			
162	3-Point Boom Mower Install & Set up	\$ 785	\$ 628

Note: 3-Point Hitch Booms come standard with soft-shift joystick controls.

Wheel Loader Booms			
LBM-C-DD	23 Foot (25,000 lb. or larger loader)	\$ 69,369	\$ 55,495
LBM-C-EE	25 Foot (30,000 lb. or larger loader)	\$ 74,722	\$ 59,778

Note: Wheel loader boom mowers include 4-function proportional-control joystick, actuator and safety glass. Wheel loader boom mowers can take all boom heads except the 40" rotary and 42" flail. Wheel Loader Booms do not include the wheel loader hooks.

Boom Mower Heads			
DBR040-H	40" Rotary (available on STD 3-point booms only)	\$ 6,623	\$ 5,298
DBR050-H	50" Rotary	\$ 10,874	\$ 8,699
DBR060-H	60" Rotary	\$ 11,538	\$ 9,230
DBF042-H	42" Flail (available on STD 3-point booms only)	\$ 7,838	\$ 6,270
DBF044-H	44" HD Flail	\$ 12,883	\$ 10,306
DBF050-H	50" HD Flail	\$ 13,234	\$ 10,587
DBF063-H	63" Flail	\$ 13,234	\$ 10,587
DBS048-H	48" Saw Head	\$ 10,500	\$ 8,400
DBD022-H	Ditcher	\$ 11,103	\$ 8,882

Options for Boom Mower Heads			
103	Hydraulic Trap Door, 50" & 60" Rotary Heads	\$ 912	\$ 730
113	Hydraulic Trap Door, 50" Flail	\$ 1,331	\$ 1,065
22-3001	48" Blade (fits 50" rotary head and 48" saw head)	\$ 4,929	\$ 3,943
106	Sawblade Tooth kit	\$ 642	\$ 514

ROTARY MOWERS

Side Rotary Mowers			
DSR060-CA	60" Side Rotary with Cable Lift	\$ 19,598	\$ 15,678
DSR060-CO	60" Side Rotary with Combo Lift (required on 4WD)	\$ 20,128	\$ 16,102
DSR072-CO	72" Side Rotary with Combo Lift (required on 4WD)	\$ 20,762	\$ 16,610

Note: Side rotary mowers require 2-spool valve or 2 tractor hydraulic remotes.

Side & Rear Rotary Mowers			
DDR120-CA	60" Side and 60" Rear Mower with Cable Lift	\$ 36,618	\$ 29,294
DDR120-CO	60" Side and 60" Rear Mower with Combo Lift	\$ 37,132	\$ 29,706
DDR132-CO	72" Side and 60" Rear Mower with Combo Lift	\$ 37,823	\$ 30,258
DDR144-CO	72" Side and 72" Rear Mower with Combo Lift	\$ 38,771	\$ 31,017

Note: Side & rear rotary mowers require 3-spool valve or 3 tractor hydraulic remotes.

Options for Rotary Mowers			
163	Factory Mount - Side Rotary Mowers	\$ 4,134	\$ 3,307
164	Factory Mount - Side & Rear Rotary Mowers	\$ 6,488	\$ 5,190
201	Front Chain Guards	\$ 883	\$ 706
202	Rear Chain Guards	\$ 883	\$ 706
205	Electric Dual Travel Lock	\$ 652	\$ 522

Note: Mounting includes labor and hydraulic oil.

MAINFRAME ATTACHMENTS

Mainframe Attachments			
DBM-A-A	21 Foot Side Fold Boom	\$ 18,186	\$ 14,549

Order Code	Description	List Price	NJPA
DBM-A-D	23 Foot Side Fold Boom	\$ 21,531	\$ 17,225
DSR060-A	60" Side Rotary with Combo Lift	\$ 9,997	\$ 7,998
DSR072-A	72" Side Rotary with Combo Lift	\$ 11,111	\$ 8,889
DSF060-A	60" Side Flail Attachment	\$ 13,868	\$ 11,094
DSF075-A	75" Side Flail Attachment	\$ 14,300	\$ 11,440
DSF090-A	90" Side Flail Attachment	\$ 14,708	\$ 11,766

Note: Attachments require Dx2 Mainframe or Diamond Attachment Mainframe. Mower heads for boom mower attachments sold separately.

RAIL RAZOR

Rail Razor

DRR036-S	Skid Steer Rail Razor Attachment	\$ 29,160	\$ 23,328
DRR036-F	Front Mount Rail Razor	\$ 31,952	\$ 25,562

Note: Rail Razor requires minimum hydraulic flow rate of 15 GPM and three remotes. Front-mount Rail Razor includes mounting frame and hardware.

Options for Rail Razor

168	Factory Mount - Rail Razor	\$ 1,811	\$ 1,449
-----	----------------------------	----------	----------

FLAIL MOWERS

Heavy Duty Flail Mowers, 3-Point Hitch

DRF090-CE	90" Center Flail Mower	\$ 11,057	\$ 8,846
DRF090-OF	90" Offset Flail Mower	\$ 11,057	\$ 8,846
DRF102-CE	102" Center Flail Mower	\$ 11,508	\$ 9,206
DRF102-OF	102" Offset Flail Mower	\$ 11,508	\$ 9,206

Note: 3-Point hitch flail mowers require 540 PTO.

Heavy Duty Side Flail Mower

DSF060-C	60" Side Mount Flail Mower	\$ 20,495	\$ 16,396
DSF075-C	75" Side Mount Flail Mower	\$ 20,928	\$ 16,742
DSF090-C	90" Side Mount Flail Mower	\$ 21,295	\$ 17,036

Note: Flail mowers require 2-spool valve or 2 tractor hydraulic remotes.

Heavy Duty Triple Gang Flail Mower

DTF222-C	17 Foot - 102" Rear, 60" Left and Right	\$ 50,103	\$ 40,082
DTF252-C	19 Foot - 102" Rear, 75" Left and Right	\$ 50,715	\$ 40,572
DTF282-C	21.5 Foot - 102" Rear, 90" Left and Right	\$ 54,531	\$ 43,625

Note: Mounting includes labor and hydraulic oil. Triple flail mowers include 4-spool valve and cable controls

Options For Side Flail and Triple Gang Mowers

165	Factory Mount - Side Flail Mower	\$ 4,134	\$ 3,307
166	Factory Mount - Triple Gang Flail Mower	\$ 8,318	\$ 6,654
301	Auto Shut-off Switch (1 per side mower required)	\$ 678	\$ 542

Rear Swing Flail, 3-Point Hitch

RSF075-C	75" Heavy Duty	\$ 15,829	\$ 12,663
----------	----------------	-----------	-----------

Note: Rear swing flails require 540 PTO and 2 tractor hydraulic remotes and Cat II hitch.

Order Code	Description	List Price	NJPA
------------	-------------	------------	------

WETBLADE™ SYSTEMS

WetBlade Boom Mower Systems

WBR050-H	50" Rotary Boom Mower WetBlade System	\$ 18,663	\$ 14,930
WBR060-H	60" Rotary Boom Mower WetBlade System	\$ 19,297	\$ 15,438

Note: WetBlade boom mower systems include head, pump, tank and controls. Boom sold separately.

WetBlade Skid-steer, Flexwing and Rotary Mower Systems

WRS072-C	72" Skid Steer WetBlade System	\$ 22,106	\$ 17,685
WFW144-C	12 Foot PTO-Drive Flexwing WetBlade System	\$ 46,055	\$ 36,844
WFW180-C	15 Foot PTO-Drive Flexwing WetBlade System	\$ 49,131	\$ 39,305
WFH180-C	15 Foot Hydraulic-Drive Flexwing WetBlade System	\$ 65,992	\$ 52,794
WDP072-C	72" 3-PT PTO-driven Rotary Mower WetBlade System	\$ 20,714	\$ 16,571

Note: WetBlade skid-steer, flexwing and rotary mower systems include mower, pump, tank and controls.

FLEXWING MOWERS

Flexwing Mowers, PTO-Driven

DFW120-C	10 Foot PTO-Driven Flexwing Mower	\$ 25,595	\$ 20,476
DFW144-C	12 Foot PTO-Driven Flexwing Mower	\$ 26,997	\$ 21,598
DFW180-C	15 Foot PTO-Driven Flexwing Mower	\$ 29,660	\$ 23,728

Note: 10 and 15 Foot flexwing mowers require 1,000 PTO. 12 Foot flexwing requires 540 PTO. 12 and 15 Foot flexwing requires 3 tractor hydraulic remotes. Solid cushion rubber tires standard.

Flexwing Mowers, Hydraulic

DFH120-C	10 Foot Hydraulic-Drive Flexwing Mower	\$ 40,371	\$ 32,297
DFH180-C	15 Foot Hydraulic-Drive Flexwing Mower	\$ 45,843	\$ 36,674

Note: Hydraulic flexwing mowers require 1,000 PTO. 15 Foot hydraulic flexwing mowers require 3 tractor hydraulic remotes.

Options For Flexwing Mowers

AT-10	Airplane Tires, 10 Foot	\$ 1,752	\$ 1,402
AT-12	Airplane Tires, 12 Foot	\$ 1,752	\$ 1,402
AT-15	Airplane Tires, 15 Foot	\$ 2,343	\$ 1,874

SKID-STEER & ATTACHMENT MOWERS

Skid-Steer Rotary Mowers

DLR060-C	60" Rotary Skid Steer Mower	\$ 10,325	\$ 8,260
DLR072-C	72" Rotary Skid Steer Mower	\$ 11,377	\$ 9,102

Note: Skid-steer rotary mowers work with high-flow or low-flow hydraulics. Provide machine flow rate when ordering.

Skid-Steer Flail Mowers

DLF075-C	75" Flail Skid Steer Mower	\$ 11,660	\$ 9,328
DLF090-C	90" Flail Skid Steer Mower	\$ 12,146	\$ 9,717

Note: Skid-steer flail mowers work only with high-flow hydraulics.

Options For Skid Steer Mowers

169	4,000 PSI Hoses	\$ 342	\$ 274
-----	-----------------	--------	--------

Excavator Mowers

DER040-C	40" Rotary Mini Excavator Mower	\$ 6,623	\$ 5,298
DER050-C	50" Rotary Excavator Mower	\$ 12,637	\$ 10,110
DER060-C	60" Rotary Excavator Mower	\$ 14,340	\$ 11,472
DER072-C	72" Rotary Excavator Mower	\$ 16,080	\$ 12,864

Note: Excavator attachment mowers include pin-on mounting brackets and pins. Excavator mowers do not include hoses from the motor to excavator arm.

TRACTOR-MOWER COMBINATIONS

Order Code	Description	List Price	NJPA
TMC-101	New Holland TS6.110 2WD, 90 PTO HP with Diamond 60" Side Rotary Mower	\$ 74,284	\$ 69,432
TMC-102	New Holland TS6.110 2WD, 90 PTO HP with Diamond 75" HD Side Flail Mower	\$ 75,084	\$ 70,072
TMC-103	New Holland TS6.110 2WD, 90 PTO HP with Diamond 21 Foot Side Fold Boom, 50" Rotary Head	\$ 90,810	\$ 82,652
TMC-104	New Holland TS6.110 4WD, 90 PTO HP with Diamond 60" Side Rotary Mower	\$ 77,708	\$ 72,856
TMC-105	New Holland TS6.110 4WD, 90 PTO HP with Diamond 75" HD Side Flail Mower	\$ 78,508	\$ 73,496
TMC-106	New Holland TS6.110 4WD, 90 PTO HP, Diamond 21' Side Fold Boom, 50" Rotary Head, Cable Controls	\$ 94,234	\$ 86,076
TMC-107	New Holland TS6.125 4WD, 105 PTO HP, Diamond 21 Foot Side Fold Boom, 50" Rotary, Cable Controls	\$ 100,911	\$ 92,753
TMC-108	New Holland TS6.125 4WD, 105 PTO HP, Diamond 22' Rear Cradle Boom, 50" Rotary, Cable Controls	\$ 108,449	\$ 98,784
TMC-111	New Holland T6.165 4WD, 105 PTO HP, Diamond 23' HD Rear Cradle Boom, 50" Rotary, Joystick Controls	\$ 146,256	\$ 132,177
TMC-112	New Holland T6.165 4WD, 105 PTO HP, Diamond 25' HD Boom, 50" Rotary, Actuator, Joystick Controls	\$ 151,103	\$ 136,054
TMC-113	New Holland T6.165 4WD, 105 PTO HP, Diamond 30' HD Boom, 50" Rotary, Actuator, Joystick Controls	\$ 160,869	\$ 143,867
TMC-114	New Holland T5.115 4WD, 98 PTO HP with Diamond 60" Side Rotary Mower	\$ 87,397	\$ 82,545
TMC-115	New Holland T5.115 4WD, 98 PTO HP with Diamond 75" HD Side Flail Mower	\$ 88,197	\$ 83,185
TMC-116	New Holland T5.115 4WD, 98 PTO HP with Diamond 21' Side Fold Boom, 50" Rotary Head, Cable Controls	\$ 103,923	\$ 95,765
TMC-117	New Holland TV6070 4WD, 105 PTO HP, Diamond 21.5' Triple Flail (102" HD Rear and 90" HD Left & Right Flail)	\$ 180,765	\$ 168,195
TMC-118	New Holland TV6070 4WD, 105 PTO HP, Diamond 23' RH Boom, 50" Rotary, Actuator, Joystick Controls	\$ 183,248	\$ 170,182

STANDARD AVAILABLE OPTIONS

Options Available for All Mowers			
605	Extended Warranty - 2-year warranty	7%	7%
606	Extended Warranty - 3-year warranty	14%	14%
602	Operators Manual	\$ 62	\$ 50
603	Parts Book	\$ 85	\$ 68
502	Pump Guard	\$ 349	\$ 279
503	Pump & Grill Guard	\$ 594	\$ 475
129	Hydraulic Oil Cooler	\$ 1,752	\$ 1,402
205A	3-Spool Valve and Cable Controls	\$ 3,589	\$ 2,871
203	2-Spool Valve and Cable Controls	\$ 2,902	\$ 2,322
118	Chevron Rando HDZ Hydraulic Oil - 55 gal drum	\$ 1,225	\$ 980
117	Chevron Rando HDZ Hydraulic Oil - Factory Mount Upgrade	\$ 425	\$ 340
122	Standard Hydraulic Oil	\$ 680	\$ 544
504	Wheel Weights, 25" 415lbs.	\$ 1,045	\$ 836
505	Lexan Safety Glass	\$ 1,643	\$ 1,314

BLADE KITS

44-0228	40", 50", 60" and 72" Rotary Mowers	\$ 205.56	\$ 164
44-0256	44" Boom Flail	\$ 638.00	\$ 510
44-0229	50" Boom Flail	\$ 758.40	\$ 607

MISCELLANEOUS EQUIPMENT

Miller Front End Loaders			
GL25	GL-25 Front End Loader	\$ 19,126	\$ 15,301
GL30	GL-30 Front End Loader	\$ 20,038	\$ 16,030
Options for Front End Loaders			
167	Loader Mounting	\$ 1,351	\$ 1,081
701	Self-Leveler	\$ 575	\$ 460
702	48" Pallet Fork	\$ 2,798	\$ 2,238
All American Disk			
AAD	All American Disk, Cat II 3-Point Mount	\$ 7,262	\$ 5,810
703	All American Disk Swing Kit	\$ 1,326	\$ 1,061



NJPA Price List

Turf Products

JACOBSEN®
A Textron Company

CUSHMAN®
A Textron Company

Effective September 1, 2013

SUPERSEDES AND VOIDS ALL PREVIOUS PRICES

All prices and terms are subject to change without notice. Orders are accepted with the understanding that prices and terms in effect at the time of shipment will prevail. All prices are Ex Works (buyer bears the cost/risks from the factory works to the buyer's destination), unless otherwise stated. The prices exclude freight, dealer set-up charges and any local, city or state taxes.

Model numbers must be specified when ordering.

The Manufacturer reserves the right to change and modify design or equipment as herein set forth without incurring any obligations either with respect to machines previously sold or in process of construction.

© COPYRIGHT 2013 A Textron Company/Textron Innovations, Inc.
"All rights reserved, including the right to reproduce this material or portions thereof in any form."

JACOBSEN®
A Textron Company

11108 Quality Drive
Charlotte, North Carolina 28273

TURF PRODUCT PRICE LIST CONTENTS

Effective September 1, 2013

Product Line / Model

**Page
Revision Date**

**Page
Number**

Walking Greens Mowers

ECLIPSE® 2 Series	September 1, 2013	1 - 3
PGM 22™	September 1, 2013	3 - 4
Greens King 500 Series	September 1, 2013	4 - 5
Mower Caddy® Walking Greens Mower Trailer	September 1, 2013	5

Riding Greens Mowers

ECLIPSE® 322	September 1, 2013	6 - 7
GP400	September 1, 2013	7 - 8
Greens King™ IV	September 1, 2013	8
E-Plex	September 1, 2013	9

Trim Mowers

Tri-King® Triplex Mowers 1900 Series	September 1, 2013	9 - 10
TR-3™ Triplex Mower	September 1, 2013	10
AR-3™ Triplex Mower	September 1, 2013	10

Fairway Mowers

SLF-1880 Super Lightweight Fairway Mower	September 1, 2013	11
LF510, LF550, LF570, LF-4677	September 1, 2013	11-14

Turf Groomers

Turf Groomer® for Riding Greens Mowers and LF Mowers	September 1, 2013	14
--	-------------------------	----

Out-Front Rotary Mower

628 TurfCat®	September 1, 2013	15
--------------------	-------------------------	----

Wide Area Rotary Mowers

AR522™	September 1, 2013	16
AR722T™	September 1, 2013	16
HR-6010™	September 1, 2013	16
R311T™	September 1, 2013	16 - 17
HR-9016™ Turbo	September 1, 2013	17 - 18

Renovation and Finishing Equipment

Groom Master® II	September 1, 2013	18
214 Verticut	September 1, 2013	18
Greensaire® 24 Aerator	September 1, 2013	19

Utility Vehicles and Spray Trucks

Cushman® Turf-Truckster®	September 1, 2013	20 - 24
Cushman® SprayTek™	September 1, 2013	24 - 27

ROPS

ROPS	September 1, 2013	27
------------	-------------------------	----

Model No.	Description	NJPA Price 26% Disc.	List Price USD
Walking Greens Mowers			
ECLIPSE2 118	ECLIPSE2 Series fixed and floating head walking greens mowers in Hybrid or Battery power. "F" models feature a fully floating cutting head. All models feature InCommand™ control systems with Operator Presence Controls (OPC). Includes two 48 volt brushless DC weather sealed motors, electronic control module with LCD display, grass catcher, band type brakes and kickstand. Hybrid versions feature gen-set with sealed brushless generator. Battery versions feature removable 48 Volt 20-amp battery pack (less battery cells) and 5-amp (dual voltage) charger. All models less front roller and transport wheels. All models ship crated.		

Hybrid Models

063334	ECLIPSE2 118, Hybrid, 18" w/ 11 blade reel, Super Tournament bedknife	\$8,431.56	\$11,394.00
063335	ECLIPSE2 118, Hybrid, 18" w/ 15 blade reel, Super Tournament bedknife	\$8,556.62	\$11,563.00
063336	ECLIPSE2 118F, Hybrid, 18" w/ 11 blade reel, Super Tournament bedknife	\$8,808.22	\$11,903.00
063337	ECLIPSE2 118F, Hybrid, 18" w/ 15 blade reel, Super Tournament bedknife	\$8,925.14	\$12,061.00

Battery Models

063343	ECLIPSE2 118, Battery, 18" w/ 11 blade reel, Super Tournament bedknife	\$7,890.62	\$10,663.00
063344	ECLIPSE2 118, Battery, 18" w/ 15 blade reel, Super Tournament bedknife	\$8,014.94	\$10,831.00
063345	ECLIPSE2 118F, Battery, 18" w/ 11 blade reel, Super Tournament bedknife	\$8,256.18	\$11,157.00
063346	ECLIPSE2 118F, Battery, 18" w/ 15 blade reel, Super Tournament bedknife	\$8,381.98	\$11,327.00

Rollers (1 required unless Turf Groomer is selected)

063318	18" Grooved machined aluminum roller (2 - 3/16" diameter)	\$249.38	\$337.00
068616	18" Grooved machined steel roller (2 - 3/16" diameter)	\$249.38	\$337.00
068626	18" Solid tube steel roller, with scraper (2 - 3/16" diameter)	\$288.60	\$390.00
* 4108920	18" Hollow smooth tube steel roller (2" diameter)	\$165.12	\$223.14

Accessories

063305	Power Module, Hybrid (includes gen-set & hardware)	\$1,285.38	\$1,737.00
063306	Power Module, Battery (includes battery box assy, charger, mounting tray and hardware)	\$747.40	\$1,010.00
063320	LED Light Kit	\$259.00	\$350.00
062293	Wheel Kit, Pneumatic Transport Tires	\$270.84	\$366.00
062828	TrueSet Cutting Unit ECLIPSE 18" 11 Blade (less links, motor and front roller) (replaces 063309)	\$1,502.94	\$2,031.00
062829	TrueSet Cutting Unit ECLIPSE 18" 15 Blade (less links, motor and front roller) (Replaces 062824)	\$1,619.86	\$2,189.00
063309	18" 11 blade reel assembly for ECLIPSE2 118F (Original 4 Point Adjustment Cutting Units - limited availability, check with customer service)	\$1,460.02	\$1,973.00
062824	18" 15 blade reel assembly for ECLIPSE2 118F (Original 4 Point Adjustment Cutting Units - limited availability, check with customer service)	\$1,571.76	\$2,124.00
4266510	18" TrueSet bedknife adjustment conversion kit (convert previous 4-point to new TrueSet) - requires service parts 4266550, 4268351 and 4268352 for units not predrilled	\$228.66	\$309.00
068660	Trailer mounting kit for battery box (to mount Battery Pack onto Trailer)	\$104.34	\$141.00
068122	Grass Catcher (ECLIPSE2 118 and GK518 replacement catcher only)	\$216.82	\$293.00
* 4203300	Grass Catcher (ECLIPSE2 118F replacement catcher only)	\$227.39	\$307.29
067933	18" Turf Groomer .25" spacing for ECLIPSE2 118/118F (ECLIPSE2 118 req 067965) (replaces 067970)	\$1,724.94	\$2,331.00
067965	Kit, Adapts Turf Groomer for use on ECLIPSE2 118 and 122	\$119.14	\$161.00
068661	5-Amp Battery Charger	\$335.96	\$454.00
068668	Battery Box Assembly (less four 12V20AH battery cells)	\$304.14	\$411.00
* 4173620	Reel to bedknife adjustment wrench for ECLIPSE 118F & 122F (4 Point Adjuster)	\$18.38	\$24.84

Model No.	Description	NJPA Price 26% Disc.	List Price USD
ECLIPSE2 122	ECLIPSE2 Series fixed and floating head walking greens mowers in Hybrid or Battery power. "F" models feature a fully floating cutting head. All models feature InCommand™ control systems with Operator Presence Controls (OPC). Includes two 48 volt brushless DC weather sealed motors, electronic control module with LCD display, grass catcher, band type brakes and kickstand. Hybrid versions feature gen-set with sealed brushless generator. Battery versions feature removable 48 Volt 20-amp battery pack (less battery cells) and 5-amp (dual voltage) charger. All models less front roller and transport wheels. All models ship crated.		

Hybrid Models

063338	ECLIPSE2 122, Hybrid, 22" w/ 11 blade reel, Super Tournament bedknife	\$8,359.04	\$11,296.00
063339	ECLIPSE2 122, Hybrid, 22" w/ 15 blade reel, Super Tournament bedknife	\$8,473.74	\$11,451.00
063340	ECLIPSE2 122F, Hybrid, 22" w/ 11 blade reel, Super Tournament bedknife	\$8,723.86	\$11,789.00
063341	ECLIPSE2 122F, Hybrid, 22" w/ 15 blade reel, Super Tournament bedknife	\$8,840.04	\$11,946.00

Battery Models

063347	ECLIPSE2 122, Battery, 22" w/ 11 blade reel, Super Tournament bedknife	\$7,822.54	\$10,571.00
063348	ECLIPSE2 122, Battery, 22" w/ 15 blade reel, Super Tournament bedknife	\$7,937.98	\$10,727.00
063349	ECLIPSE2 122F, Battery, 22" w/ 11 blade reel, Super Tournament bedknife	\$8,185.14	\$11,061.00
063350	ECLIPSE2 122F, Battery, 22" w/ 15 blade reel, Super Tournament bedknife	\$8,302.06	\$11,219.00

Rollers (1 required unless Turf Groomer is selected)

068527	22" Grooved assembly steel disc roller (2" diameter)	\$206.46	\$279.00
068673	22" Grooved segmented machined aluminum roller (2 - 1/4" diameter)	\$232.36	\$314.00
068530	22" Solid tube steel roller with scraper (light) (2" diameter)	\$174.64	\$236.00
068641	22" Solid tube steel roller with scraper (2" diameter)	\$229.40	\$310.00
068613	22" Grooved machined steel roller (2 - 3/16" diameter)	\$241.98	\$327.00
068614	22" Grooved machined aluminum roller (2 - 3/16" diameter)	\$241.98	\$327.00

Accessories

063305	Power Module, Hybrid (includes gen-set & hardware)	\$1,285.38	\$1,737.00
063306	Power Module, Battery (includes battery box assy, charger, mounting tray and hardware)	\$747.40	\$1,010.00
063320	LED Light Kit	\$259.00	\$350.00
062293	Wheel Kit, Pneumatic Transport Tires	\$270.84	\$366.00
062832	TrueSet Cutting Unit ECLIPSE 22" 11 Blade (less links, motor and front roller) (replaces 062808 and 063308)	\$1,376.40	\$1,860.00
062833	TrueSet Cutting Unit ECLIPSE 22" 15 Blade (less links, motor and front roller) (replaces 062822 and 063333)	\$1,491.84	\$2,016.00
063308	22" 11 blade reel assembly for ECLIPSE2 122F (less links, motor and front roller) (Original 4 Point Adjustment Cutting Units - limited availability, check with customer service)	\$1,317.94	\$1,781.00
063333	22" 15 blade reel assembly for ECLIPSE2 122F (less links, motor and front roller) (Original 4 Point Adjustment Cutting Units - limited availability, check with customer service)	\$1,431.16	\$1,934.00
* 4266530	22" TrueSet bedknife adjustment conversion kit (convert previous 4-point to new TrueSet) -	\$222.00	\$300.00
067138	Verticut reel .75" spacing for ECLIPSE2 122F only (requires kit 4172441)	\$1,289.82	\$1,743.00
068611	22" Push brush attachment (ECLIPSE2 122/122F)	\$409.22	\$553.00
068536	22" front roller fine bristle brush	\$61.42	\$83.00
068660	Trailer mounting kit for battery box (to mount Battery Pack onto Trailer)	\$104.34	\$141.00
068123	Grass Catcher (ECLIPSE2 122 replacement catcher only)	\$216.82	\$293.00
* 4239563	Grass Catcher (ECLIPSE2 122F, GP400 replacement catcher only) (Replaces pn 4214181)	\$238.57	\$322.39
067995	22" Turf Groomer .25" spacing for ECLIPSE2 122/122F for TrueSet cutting unit (ECLIPSE2 122	\$1,724.94	\$2,331.00
067996	22" Turf Groomer .50" spacing for ECLIPSE2 122/122F for TrueSet cutting unit (ECLIPSE2 122	\$1,724.94	\$2,331.00
067966	22" Turf Groomer .25" spacing for ECLIPSE2 122/122F (ECLIPSE2 122 req 067965, for	\$1,724.94	\$2,331.00
067965	Kit, Adapts Turf Groomer for use on ECLIPSE2 118 and 122	\$119.14	\$161.00
068661	5-Amp Battery Charger	\$335.96	\$454.00
068668	Battery Box Assembly (less four 12V20AH battery cells)	\$304.14	\$411.00

Model No.	Description	NJPA Price 26% Disc.	List Price USD
4190120	Battery relocation kit for ECLIPSE 122 (ECLIPSE 100 series only, allows increased front roller weight)	\$163.54	\$221.00
* 4172441	Reel conversion kit (adapts right hand drive hydraulic reel for use on ECLIPSE2 122F)	\$343.46	\$464.14
* 4172485	Reel conversion kit (adapts left hand drive hydraulic reel for use on ECLIPSE2 122F)	\$643.30	\$869.32
* 4173620	Reel to bedknife adjustment wrench for ECLIPSE2 118F & 122F	\$18.38	\$24.84

ECLIPSE2 126

ECLIPSE2 Series fixed and floating head walking greens mowers in Hybrid or Battery power. "F" models feature a fully floating cutting head. All models feature InCommand™ control systems with Operator Presence Controls (OPC). Includes two 48 volt brushless DC weather sealed motors, electronic control module with LCD display, grass catcher, band type brakes and kickstand. Hybrid versions feature gen-set with sealed brushless generator. Battery versions feature removable 48 Volt 20-amp battery pack (less battery cells) and 5-amp (dual voltage) charger. All models less front roller and transport wheels. All models ship crated.

Hybrid Models

063342	ECLIPSE2 126, Hybrid, 26" w/ 7 blade reel and High Profile bedknife	\$8,768.26	\$11,849.00
--------	---	------------	-------------

Battery Models

063351	ECLIPSE2 126, Battery, 26" w/ 7 blade reel and High Profile bedknife	\$8,231.02	\$11,123.00
--------	--	------------	-------------

Note: ECLIPSE 100 Series - limited availability, check with customer service before quoting/ordering - discontinued when out of stock

063315	ECLIPSE 126 Battery 26" w/ 7 blade reel and High Profile bedknife (ECLIPSE 100 Series - limited availability)	\$7,758.16	\$10,484.00
--------	---	------------	-------------

Rollers (1 required unless Turf Groomer is selected)

068617	26" Grooved machined aluminum roller (2 - 3/16" diameter)	\$286.38	\$387.00
068628	26" Grooved machined steel roller (2 - 3/16" diameter)	\$355.94	\$481.00
068627	26" Solid tube steel roller, with scraper (2 - 3/16" diameter)	\$338.18	\$457.00

Accessories

063305	Power Module, Hybrid (includes gen-set & hardware)	\$1,285.38	\$1,737.00
063306	Power Module, Battery (includes battery box assy, charger, mounting tray and hardware)	\$747.40	\$1,010.00
063320	LED Light Kit	\$259.00	\$350.00
062293	Wheel Kit, Pneumatic Transport Tires	\$270.84	\$366.00
068660	Trailer mounting kit for battery box (to mount Battery Pack onto Trailer)	\$104.34	\$141.00
068124	Grass catcher (ECLIPSE2 126 replacement catcher only)	\$216.82	\$293.00
067975	26" Turf Groomer .50" spacing for ECLIPSE2 126 (ECLIPSE2 122 req 067965)	\$1,724.94	\$2,331.00
068661	5-Amp Battery Charger	\$335.96	\$454.00
068668	Battery Box Assembly (less four 12V20AH battery cells)	\$304.14	\$411.00

PGMs

All PGM mowers feature InCommand™ control systems with Operator Presence Controls (OPC), grass catcher, band type brakes, kickstand and Honda engine. All models less front roller and transport wheels. All models ship crated.

063286	PGM, 22" w/ 15 blade reel, Super Tournament bedknife (replaces 63280)	\$6,373.62	\$8,613.00
--------	---	------------	------------

Rollers (1 required unless Turf Groomer is selected)

068527	22" Grooved assembly steel disc roller (2" diameter)	\$206.46	\$279.00
068673	22" Grooved segmented machined aluminum roller (2 - 1/4" diameter)	\$232.36	\$314.00
068530	22" Solid tube steel roller with scraper (light) (2" diameter)	\$174.64	\$236.00
068641	22" Solid tube steel roller with scraper (2" diameter)	\$229.40	\$310.00
068613	22" Grooved machined steel roller (2 - 3/16" diameter)	\$241.98	\$327.00
068614	22" Grooved machined aluminum roller (2 - 3/16" diameter)	\$241.98	\$327.00

Model No.	Description	NJPA Price 26% Disc.	List Price USD
Accessories			
062293	Transport wheel kit, set of 2 (fits all PGM, GK 500 and Eclipse 100 Series walkers)	\$270.84	\$366.00
068121	Grass catcher (PGM 22 replacement catcher only)	\$216.82	\$293.00
068500	22" Push brush attachment	\$409.22	\$553.00
068579	22" Turf Groomer .25" spacing	\$1,798.20	\$2,430.00
* 5002962	Light kit	\$114.66	\$154.95

GK 518 Greens King 518 Series mowers feature InCommand™ control systems with Operator Presence Controls (OPC), grass catcher, band type brakes, kickstand and Honda engine. All models less front roller and transport wheels. All models ship crated.

063287	Greens King 518, 18" w/ 15 blade reel, Super Tournament bedknife (replaces 063281)	\$6,601.54	\$8,921.00
--------	--	------------	------------

Rollers (1 required unless Turf Groomer is selected)

063318	18" Grooved machined aluminum roller (2 - 3/16" diameter)	\$249.38	\$337.00
068616	18" Grooved machined steel roller (2 - 3/16" diameter)	\$249.38	\$337.00
068626	18" Solid tube steel roller, with scraper (2 - 3/16" diameter)	\$288.60	\$390.00
* 4108920	18" Hollow smooth tube steel roller (2" diam.)	\$157.72	\$213.14

Accessories

062293	Transport wheel kit, set of 2 (fits all PGM, GK 500 and Eclipse 100 Series walkers)	\$270.84	\$366.00
068122	Grass Catcher (ECLIPSE2 118 and GK518 replacement catcher only)	\$216.82	\$293.00
068624	18" Turf Groomer .25" spacing	\$1,798.20	\$2,430.00
* 5002962	Light kit	\$114.66	\$154.95

GK 522 Greens King 522 mowers feature InCommand™ control systems with Operator Presence Controls (OPC), grass catcher, band type brakes, kickstand and Honda engine. All models less front roller and transport wheels. All models ship crated.

063288	Greens King 522, 22" w/ 15 blade reel, Super Tournament bedknife (replaces 063282)	\$6,631.14	\$8,961.00
--------	--	------------	------------

Rollers (1 required unless Turf Groomer is selected)

068527	22" Grooved assembly steel disc roller (2" diameter)	\$206.46	\$279.00
068673	22" Grooved segmented machined aluminum roller (2 - 1/4" diameter)	\$232.36	\$314.00
068530	22" Solid tube steel roller with scraper (light) (2" diameter)	\$174.64	\$236.00
068641	22" Solid tube steel roller with scraper (2" diameter)	\$229.40	\$310.00
068613	22" Grooved machined steel roller (2 - 3/16" diameter)	\$241.98	\$327.00
068614	22" Grooved machined aluminum roller (2 - 3/16" diameter)	\$241.98	\$327.00

Accessories

062293	Transport wheel kit, set of 2 (fits all PGM, GK 500 and Eclipse 100 Series walkers)	\$270.84	\$366.00
068123	Grass catcher (GK 522 replacement catcher only)	\$216.82	\$293.00
068611	22" Push brush attachment	\$409.22	\$553.00
068536	22" Front roller fine bristle brush	\$61.42	\$83.00
067935	22" Turf Groomer .5" spacing	\$1,798.20	\$2,430.00
068605	22" Turf Groomer .25" spacing	\$1,798.20	\$2,430.00
* 5002962	Light kit	\$114.66	\$154.95

Model No.	Description	NJPA Price 26% Disc.	List Price USD
GK 526	All PGM and Greens King 500 Series mowers feature InCommand™ control systems with Operator Presence Controls (OPC), grass catcher, band type brakes, kickstand and Honda engine. All models less front roller and transport wheels. All models ship crated.		

063285	Greens King 526, 26" w/ 7 blade reel, High Profile bedknife	\$7,419.24	\$10,026.00
--------	---	------------	-------------

Rollers (1 required unless Turf Groomer is selected)

068617	26" Grooved machined aluminum roller (2 - 3/16" diameter)	\$286.38	\$387.00
068628	26" Grooved machined steel roller (2 - 3/16" diameter)	\$355.94	\$481.00
068627	26" Solid tube steel roller, with scraper (2 - 3/16" diameter)	\$338.18	\$457.00

Accessories

062293	Transport wheel kit, set of 2 (fits all PGM, GK 500 and Eclipse 100 Series walkers)	\$270.84	\$366.00
068124	Grass catcher (GK 526 replacement catcher only)	\$216.82	\$293.00
* 5002962	Light kit	\$114.66	\$154.95

Mower Caddy Trailer	Walking Greens Mower Trailer: Each Mower Caddy requires a mounting kit for each mower.
----------------------------	---

063322	Mower Caddy Trailer [replaces 063321]	\$1,090.02	\$1,473.00
--------	---------------------------------------	------------	------------

Mounting Kits

063354	ECLIPSE2 Mower Caddy Mounting Kit (Fits all ECLIPSE2 models for 063321 or 063322 Trailer)	\$121.36	\$164.00
4243882	18" Mounting Kit for Greens King 518, Eclipse 118 and 118F (Fits 063321 or 063322 Trailer; does not fit ECLIPSE2)	\$121.36	\$164.00
4243883	22" Mounting Kit for Greens King 522, Eclipse 122 and 122F (Fits 063321 or 063322 Trailer; does not fit ECLIPSE2)	\$121.36	\$164.00
4243884	26" Mounting Kit for Greens King 526, Eclipse 126 (Fits 063321 or 063322 Trailer; does not fit ECLIPSE2)	\$121.36	\$164.00
4243885	22" Mounting kit for PGM 22 (Fits 063321 or 063322 Trailer)	\$121.36	\$164.00
068660	Mower Caddy battery mounting kit (for E-Walk or ECLIPSE battery pack)	\$104.34	\$141.00
063323	Dew Whip Holder (Fits 06321 or 063322 Trailer)	\$73.26	\$99.00
063324	Grass Catcher Basket Holder (Fits 06321 or 063322 Trailer)	\$31.82	\$43.00

Note: Mounting Kits for 068648 trailer are limited availability - discontinued when out of stock

068649	Mower Caddy mounting kit for GK 518, Eclipse 118 (Fits 068648 Trailer)	\$260.48	\$352.00
063317	Mower Caddy mounting kit for Eclipse 118F (Fits 068648 Trailer)	\$260.48	\$352.00
068650	Mower Caddy mounting kit for GK 522, Eclipse 122 (Fits 068648 Trailer)	\$260.48	\$352.00
063310	Mower Caddy mounting kit for Eclipse 122F (Fits 068648 Trailer)	\$260.48	\$352.00
068652	Mower Caddy mounting kit for PGM (Fits 068648 Trailer)	\$260.48	\$352.00
068672	Mower Caddy mounting kit for TC-22 (Fits 068648 Trailer)	\$260.48	\$352.00
068651	Mower Caddy mounting kit for GK 526, Eclipse 126 (Fits 068648 Trailer)	\$260.48	\$352.00
068653	Mower Caddy mounting kit for Toro 1000 (Fits 068648 Trailer)	\$260.48	\$352.00

Model No.	Description	NJPA Price 26% Disc.	List Price USD
Riding Greens Mowers			

ECLIPSE 322 Eclipse 322 riding greens mowers in Hybrid or Battery power. All models feature standard ROPS with seat belt, grass catchers, reel motors, LED headlight, and one piece seat; less cutting units. Battery model features on board charger and battery watering system. Battery model shipped crated, less batteries. Each battery powered Eclipse requires six Trojan T-890 batteries. For maximum performance, it is critical that only the T-890 batteries are installed. Visit www.trojanbattery.com to locate the closest distributor.

062801	ECLIPSE 322 Battery	\$26,622.24	\$35,976.00
062803	ECLIPSE 322 Gasoline Hybrid	\$28,646.14	\$38,711.00
062805	ECLIPSE 322 Diesel Hybrid	\$30,383.66	\$41,059.00
062825	ECLIPSE 322 Diesel Hybrid with Premium Seat, Crated	\$31,536.58	\$42,617.00
062800	ECLIPSE 322 3WD Battery	\$29,833.84	\$40,316.00
062802	ECLIPSE 322 3WD Gasoline Hybrid	\$31,857.74	\$43,051.00
062804	ECLIPSE 322 3WD Diesel Hybrid	\$33,595.26	\$45,399.00
062826	ECLIPSE 322 3WD Diesel Hybrid, Premium Seat, Crated	\$34,748.18	\$46,957.00

Cutting Units; less front roller (3 required)

062833	TrueSet Cutting Unit ECLIPSE 22" 15 Blade (replaces 062822 and 063333)	\$1,491.84	\$2,016.00
062832	TrueSet Cutting Unit ECLIPSE 22" 11 Blade (replaces 062808 and 063308)	\$1,376.40	\$1,860.00
062831	TrueSet Cutting Unit ECLIPSE 22" 9 Blade (replaces 062807)	\$1,457.80	\$1,970.00
062830	TrueSet Cutting Unit ECLIPSE 22" 7 Blade (replaces 062806)	\$1,457.80	\$1,970.00
067138	22" Verticut reel, .75" spacing (includes front roller, less lift yokes 4197000 (center), 4225300 (front)); Requires kit 4218680 for each reel	\$1,289.82	\$1,743.00
062822	22" 15 blade reel (Original 4 Point Adjustment Cutting Units - limited availability, check with customer service)	\$1,448.18	\$1,957.00
062808	22" 11 blade reel (Original 4 Point Adjustment Cutting Units - limited availability, check with customer service)	\$1,336.44	\$1,806.00
062807	22" 9 blade reel (Original 4 Point Adjustment Cutting Units - limited availability, check with customer service)	\$1,415.62	\$1,913.00
062806	22" 7 blade reel (Original 4 Point Adjustment Cutting Units - limited availability, check with customer service)	\$1,415.62	\$1,913.00
* 4266530	22" TrueSet bedknife adjustment conversion kit (convert previous 4-point to new TrueSet) -	\$222.00	\$300.00

Rollers (1 front roller per cutting unit required unless Turf Groomer is selected)

068527	22" Grooved assembly steel disc roller (2" diameter)	\$206.46	\$279.00
068673	22" Grooved segmented machined aluminum roller (2 - 1/4" diameter)	\$232.36	\$314.00
068530	22" Solid tube steel roller with scraper (light) (2" diameter)	\$174.64	\$236.00
068641	22" Solid tube steel roller with scraper (2" diameter)	\$229.40	\$310.00
068613	22" Grooved machined steel roller (2 - 3/16" diameter)	\$241.98	\$327.00
068614	22" Grooved machined aluminum roller (2 - 3/16" diameter)	\$241.98	\$327.00

Accessories

062827	ECLIPSE 322 3WD Kit – Diesel and Battery (for use on 2WD units with serial numbers before and including 6280102499, 6280502499, 6282502499)	\$3,505.38	\$4,737.00
063353	ECLIPSE 322 3WD Kit – Gas (for use on 2WD units with serial numbers before and including 6280302499)	\$3,505.38	\$4,737.00
063352	ECLIPSE 322 3WD Kit – Diesel Hybrid, Gas Hybrid, Battery (for use on 2WD units with all serial numbers higher than and including 6280102500, 6280302500, 6280502500, and 6282502500)	\$3,505.38	\$4,737.00
067995	22" Turf Groomer .25" spacing for ECLIPSE2 122/122F for TrueSet cutting unit (ECLIPSE2 122)	\$1,724.94	\$2,331.00
067996	22" Turf Groomer .50" spacing for ECLIPSE2 122/122F for TrueSet cutting unit (ECLIPSE2 122)	\$1,724.94	\$2,331.00
068664	Quick Roll greens roller, set of 3 (requires one kit 4211921 for 322)	\$3,080.62	\$4,163.00
068665	Spiker attachment w/ frame assy, 2" spacing, 30 blades, set of 3 (requires 1 kit 4211921)	\$2,868.24	\$3,876.00
* 4211921	Mounting kit for Quick Roll or Spiker	\$571.08	\$771.73
068536	22" front roller fine bristle brush	\$61.42	\$83.00
062818	Powered rear roller brush (requires 4261251 if used without Turf Groomer)	\$444.74	\$601.00
* 4261251	Counterweight Kit (replaces 4225601)	\$102.59	\$138.64
068634	High cut kit (15/16" when used with 2 - 3/16" roller)	\$73.26	\$99.00

Model No.	Description	NJPA Price 26% Disc.	List Price USD
* 4218680	Reel conversion kit (Converts one G-Plex or E-Plex reel for use on the Eclipse 322)	\$193.63	\$261.66
062813	Premium Seat - Grammer seat, gray vinyl, suspension base, adjustable backrest	\$731.86	\$989.00
4214980	LED Light Kit, ROPS mounted	\$363.34	\$491.00
062809	Dew whip holder	\$74.00	\$100.00
4239562	ECLIPSE 322 Grass Catcher	\$222.00	\$300.00
068127	Canopy / Sunshade Kit - Adjustable	\$735.56	\$994.00
062811	Tow Bar (to safely tow a disabled Eclipse 322)	\$231.62	\$313.00
062817	Traction Tire Assembly 18 x 9.5 x 8 (wheel and tire, set of 2)	\$234.58	\$317.00
062816	Crating option (Eclipse 322 Hybrid models only)	\$459.54	\$621.00
4235382	International Charger Kit for Eclipse 322 Battery Units (220V and IEC Standard)	\$187.96	\$254.00
4264951	3WD Demo switch (for 3WD units to disable 3WD to demo as 2WD; Dealer use only)	#VALUE!	N/A

GP400 GP400 models feature standard ISO21299 ROPS with seat belt, joystick control, automotive handbrake, GreensCare biodegradable hydraulic fluid, one piece seat and headlights; less cutting units and grass catchers. Backlap is standard on GP400 Gas and Diesel. All models ship crated.

062706	GP400, Vanguard Gas Engine	\$20,697.06	\$27,969.00
062707	GP400, Kubota Diesel Engine	\$25,376.82	\$34,293.00

Cutting Units; less front roller (3 required)

062849	TrueSet Cutting Unit GP400 22" 15 Blade	\$1,491.84	\$2,016.00
062836	TrueSet Cutting Unit GP400 22" 11 Blade (replaces 067135)	\$1,356.42	\$1,833.00
062835	TrueSet Cutting Unit GP400 22" 9 Blade (replaces 067136)	\$1,393.42	\$1,883.00
062834	TrueSet Cutting Unit GP400 22" 7 Blade (replaces 067137)	\$1,423.76	\$1,924.00
067138	22" Verticut reel, .75" spacing (includes front roller; less lift yoke) Requires motor adapter 845278 for each reel	\$1,289.82	\$1,743.00
067136	22" 9 blade reel (Original 4 Point Adjustment Cutting Units - limited availability, check with customer service)	\$1,353.46	\$1,829.00
067137	22" 7 blade reel (Original 4 Point Adjustment Cutting Units - limited availability, check with customer service)	\$1,383.06	\$1,869.00
* 4266530	22" TrueSet bedknife adjustment conversion kit (convert previous 4-point to new TrueSet) -	\$222.00	\$300.00

Rollers (1 front roller per cutting unit required unless Turf Groomer is selected)

068527	22" Grooved assembly steel disc roller (2" diameter)	\$206.46	\$279.00
068673	22" Grooved segmented machined aluminum roller (2 - 1/4" diameter)	\$232.36	\$314.00
068530	22" Solid tube steel roller with scraper (light) (2" diameter)	\$174.64	\$236.00
068641	22" Solid tube steel roller with scraper (2" diameter)	\$229.40	\$310.00
068613	22" Grooved machined steel roller (2 - 3/16" diameter)	\$241.98	\$327.00
068614	22" Grooved machined aluminum roller (2 - 3/16" diameter)	\$241.98	\$327.00

Accessories

4223940	GP400 Grass catcher kit (New Eclipse Style) (3 Required)	\$239.02	\$323.00
067912	22" Turf Groomer, .25" spacing for 5" x 22" cutting unit	\$1,847.04	\$2,496.00
067914	22" Turf Groomer, .50" spacing for 5" x 22" cutting unit	\$1,847.04	\$2,496.00
068664	Quick Roll greens roller, set of 3 (Requires one kit 2702018 for GP Series)	\$3,080.62	\$4,163.00
068665	Spiker attachment w/ frame assembly, 2" spacing, 30 blades, 3 weights, set of 3 (Requires one kit 2702018)	\$2,868.24	\$3,876.00
2702018	Roller/spiker adapter Kit	\$491.36	\$664.00
068536	22" front roller fine bristle brush	\$61.42	\$83.00
062820	Powered rear roller brush for 5"x22" cutting unit (replaces 068643)	\$435.86	\$589.00
068643	Powered rear roller brush for 5" reel; limited availability	\$428.46	\$579.00
068634	High cut kit (15/16" when used with 2 - 3/16" roller)	\$73.26	\$99.00

Company Confidential

* Service item - purchased through the parts department. (N)- new item or updated part number. All prices are Ex Works Charlotte, NC unless otherwise specified

Model No.	Description	NJPA Price 26% Disc.	List Price USD
062703	Backlap kit (G-Plex III Gas only; standard on G-Plex III Diesel)	\$708.18	\$957.00
LMAC418	GP400 3WD Kit	\$2,411.66	\$3,259.00
LMAC142	Operator Protective Structure (G-Plex III only-certified to BS 6912-25)	\$851.00	\$1,150.00
LMAC236	Kit, Automatic Mow Speed Selection (G-Plex III only)	\$154.66	\$209.00
LMAC329	Joystick conversion kit (G-Plex III only)	\$241.24	\$326.00

Greens King IV

Greens King IV models feature standard ROPS with seat belt, GreensCare Biodegradable hydraulic fluid, backlap, one piece seat, grass catchers; less cutting units. All models ship crated.

062305	Greens King IV, 16 hp Vanguard Gas engine, manual steering	\$16,166.78	\$21,847.00
062306	Greens King IV Plus, 18 hp Vanguard Gas engine, power steering	\$18,552.54	\$25,071.00
062304	Greens King IV Plus 18 hp Kubota Diesel engine, power steering	\$22,059.40	\$29,810.00

Cutting Units; less front roller (2 RH and 1 LH required)

062848	TrueSet Cutting Unit GK IV 22" 15 Blade RH	\$1,546.60	\$2,090.00
062847	TrueSet Cutting Unit GK IV 22" 15 Blade LH	\$1,546.60	\$2,090.00
062846	TrueSet Cutting Unit GK IV 22" 11 Blade RH (replaces 068622)	\$1,477.78	\$1,997.00
062845	TrueSet Cutting Unit GK IV 22" 11 Blade LH (replaces 068621)	\$1,477.78	\$1,997.00
062844	TrueSet Cutting Unit GK IV 22" 9 Blade RH (replaces 068600)	\$1,285.38	\$1,737.00
062843	TrueSet Cutting Unit GK IV 22" 9 Blade LH (replaces 068599)	\$1,285.38	\$1,737.00
062842	TrueSet Cutting Unit GK IV 22" 7 Blade RH (replaces 068588)	\$1,331.26	\$1,799.00
062841	TrueSet Cutting Unit GK IV 22" 7 Blade LH (replaces 068589)	\$1,331.26	\$1,799.00
068550	22" Verticut reel, .75" spacing RH (includes front roller; less lift yokes)	\$1,289.82	\$1,743.00
068549	22" Verticut reel, .75" spacing LH (includes front roller; less lift yokes)	\$1,289.82	\$1,743.00
068622	22" 11 blade reel RH (Original 4 Point Adjustment Cutting Units - limited availability, check with customer service)	\$1,434.86	\$1,939.00
068621	22" 11 blade reel LH (Original 4 Point Adjustment Cutting Units - limited availability, check with customer service)	\$1,434.86	\$1,939.00
* 4266530	22" TrueSet bedknife adjustment conversion kit (convert previous 4-point to new TrueSet) -	\$222.00	\$300.00

Rollers (1 front roller per cutting unit required unless Turf Groomer is selected)

068527	22" Grooved assembly steel disc roller (2" diameter)	\$206.46	\$279.00
068673	22" Grooved segmented machined aluminum roller (2 - 1/4" diameter)	\$232.36	\$314.00
068530	22" Solid tube steel roller with scraper (light) (2" diameter)	\$174.64	\$236.00
068641	22" Solid tube steel roller with scraper (2" diameter)	\$229.40	\$310.00
068613	22" Grooved machined steel roller (2 - 3/16" diameter)	\$241.98	\$327.00
068614	22" Grooved machined aluminum roller (2 - 3/16" diameter)	\$241.98	\$327.00

Accessories

067911	22" Turf Groomer, .25" spacing for 5" x 22" cutting unit (RH - 2 required)	\$1,847.04	\$2,496.00
067912	22" Turf Groomer, .25" spacing for 5" x 22" cutting unit (LH - 1 required)	\$1,847.04	\$2,496.00
067913	22" Turf Groomer, .50" spacing for 5" x 22" cutting unit (RH - 2 required)	\$1,847.04	\$2,496.00
067914	22" Turf Groomer, .50" spacing for 5" x 22" cutting unit (LH - 1 required)	\$1,847.04	\$2,496.00
068664	Quick Roll greens roller, set of 3 (requires 2811909 & 2812316)	\$3,080.62	\$4,163.00
068665	Spiker w/ frame assy, 2" spacing, 30 blades, set of 3 (requires 2811909 & 2812316)	\$2,868.24	\$3,876.00
* 2812316	Mounting Kit for Quick Roller and Spiker	\$173.30	\$234.19
068536	22" front roller fine bristle brush	\$61.42	\$83.00
062820	Powered rear roller brush for 5"x22" cutting unit (replaces 068643)	\$435.86	\$589.00
068634	High cut kit (15/16" when used with 2 - 3/16" roller)	\$73.26	\$99.00
067891	Grass catcher	\$210.16	\$284.00
068127	Canopy / Sunshade Kit - Adjustable	\$735.56	\$994.00
* 4139438	Seat Assembly Kit	\$181.08	\$244.70
* 4139431	Arm Rest Kit	\$72.14	\$97.49
* 2811909	Hydraulic Motor Storage Kit	\$206.69	\$279.32
* 2811910	Light Kit (requires 2811909)	\$111.81	\$151.09

Company Confidential

* Service item - purchased through the parts department. (N)- new item or updated part number. All prices are Ex Works Charlotte, NC unless otherwise specified

Model No.	Description	NJPA Price 26% Disc.	List Price USD
-----------	-------------	-------------------------	-------------------

E-Plex

E-Plex models discontinued and no longer available from factory. Cutting units and accessories listed for field reference.

Cutting Units; less front roller (3 required)

062849	TrueSet Cutting Unit GP400 22" 15 Blade	\$1,491.84	\$2,016.00
062836	TrueSet Cutting Unit GP400 22" 11 Blade (replaces 067135)	\$1,356.42	\$1,833.00
062835	TrueSet Cutting Unit GP400 22" 9 Blade (replaces 067136)	\$1,393.42	\$1,883.00
062834	TrueSet Cutting Unit GP400 22" 7 Blade (replaces 067137)	\$1,423.76	\$1,924.00
067136	22" 9 blade reel (Original 4 Point Adjustment Cutting Units - limited availability, check with customer service)	\$1,353.46	\$1,829.00
067137	22" 7 blade reel (Original 4 Point Adjustment Cutting Units - limited availability, check with customer service)	\$1,383.06	\$1,869.00

Rollers (1 front roller per cutting unit required)

068527	22" Grooved assembly steel disc roller (2" diameter)	\$206.46	\$279.00
068673	22" Grooved segmented machined aluminum roller (2 - 1/4" diameter)	\$232.36	\$314.00
068530	22" Solid tube steel roller with scraper (light) (2" diameter)	\$174.64	\$236.00
068641	22" Solid tube steel roller with scraper (2" diameter)	\$229.40	\$310.00
068613	22" Grooved machined steel roller (2 - 3/16" diameter)	\$241.98	\$327.00
068614	22" Grooved machined aluminum roller (2 - 3/16" diameter)	\$241.98	\$327.00

Accessories

4139851	US charger kit	\$512.82	\$693.00
---------	----------------	----------	----------

Trim Mowers**Tri-King**

The Tri-King features standard ROPS with seat belt, 3WD backlap, and one piece seat; less cutting units. Ships crated. Factory filled with GreensCare 68 Bio hydraulic fluid.

067069	Tri-King	\$20,291.54	\$27,421.00
--------	----------	-------------	-------------

72" width of cut

Cutting Units; less front roller 72" width of cut (26" reels)

067114	26" 7 blade reel, LH front	\$1,710.14	\$2,311.00
067115	26" 7 blade reel, RH front	\$1,710.14	\$2,311.00
067116	26" 7 blade reel, Center	\$1,710.14	\$2,311.00
067139	26" Verticut reel, LH front (includes front roller)	\$1,684.24	\$2,276.00
067140	26" Verticut reel, RH front (includes front roller)	\$1,684.24	\$2,276.00
067141	26" Verticut reel, Center (includes front roller)	\$1,684.24	\$2,276.00

Rollers (1 front roller per cutting unit required) and Accessories for 72" width of cut (26" reels)

067731	26" Grooved steel front rollers, set of 3	\$829.54	\$1,121.00
069147	26" Grooved front roller scrapers, set of 3	\$170.94	\$231.00
067909	26" Rear roller scraper	\$51.06	\$69.00
069151	26" Grass catchers, w/ hardware, set of 3	\$828.80	\$1,120.00
* 132639	(1) 26" Solid tube steel rear roller (2 1/2") (Mounting hardware not included)	\$114.03	\$154.10

84" width of cut

Cutting Units; less front roller for 84" width of cut (30" reels)

067123	30" 7 blade reel, LH front	\$2,143.04	\$2,896.00
067124	30" 7 blade reel, RH front	\$2,143.04	\$2,896.00
067125	30" 7 blade reel, Center	\$2,143.04	\$2,896.00

Company Confidential

* Service item - purchased through the parts department. (N)- new item or updated part number. All prices are Ex Works Charlotte, NC unless otherwise specified

Model No.	Description	NJPA Price 26% Disc.	List Price USD
Rollers (1 front roller per cutting unit required) and Accessories for 84" width of cut (30" reels)			
067729	30" Grooved steel front rollers, set of 3	\$844.34	\$1,141.00
069148	30" Grooved front roller scrapers, set of 3	\$187.96	\$254.00
067910	30" Rear roller scraper	\$51.06	\$69.00
069150	30" Grass catchers, w/ hardware, set of 3	\$917.60	\$1,240.00
* 132640	(1) 30" Solid tube steel rear roller (2 ½") (Mounting hardware not included)	\$113.76	\$153.73
Accessories			
068127	Canopy / Sunshade Kit - Adjustable	\$735.56	\$994.00
069149	Work lights	\$194.62	\$263.00
* 4139431	Arm Rest Kit	\$72.14	\$97.49
* 5003062	600 rpm Reel Kit - 1900D	\$128.86	\$174.14

TR-3	The TR-3 features standard OPS with seat belt, 3WD, and suspension seat with armrest; less cutting units. Ships crated. Factory filled with GreensCare 46 Bio hydraulic fluid.		
-------------	---	--	--

069160	TR-3 Triplex Reel Mower	\$23,295.94	\$31,481.00
--------	-------------------------	-------------	-------------

Cutting Units; less front roller (one of each required)

068093	26" 7 blade reel, LH front	\$1,649.46	\$2,229.00
068094	26" 7 blade reel, RH front	\$1,649.46	\$2,229.00
068097	26" 7 blade reel, Center	\$1,649.46	\$2,229.00

Rollers (1 front roller per cutting unit required)

067731	26" Grooved steel front rollers, set of 3	\$829.54	\$1,121.00
--------	---	----------	------------

Accessories

069147	26" Grooved front roller scrapers, set of 3	\$170.94	\$231.00
067909	(1) 26" Rear roller scraper (3 required)	\$51.06	\$69.00
LMAC182	26" Grass catchers, gray w/ hardware, set of 3	\$814.74	\$1,101.00
LMAC378	Backlap valve kit	\$465.46	\$629.00
LMAC163	Work Lights	\$193.14	\$261.00
068127	Canopy / Sunshade Kit - Adjustable	\$735.56	\$994.00
* 4160780	Quick connect jumper cables (connects to adapter provided on unit)	\$198.59	\$268.36

AR-3	The AR-3 features standard OPS with seat belt, 3WD, and suspension seat with armrest; includes three TrimTek rotary cutting decks with 67.5" width of cut lift arms. Factory filled with GreensCare 46 Bio hydraulic fluid.		
-------------	--	--	--

069173	AR-3 Triplex Rotary Mower including decks	\$29,207.80	\$39,470.00
--------	---	-------------	-------------

Accessories

LMAC163	Working Lights	\$193.14	\$261.00
068127	Canopy / Sunshade Kit - Adjustable	\$735.56	\$994.00
LMAC199	Lift Arm Field Kit, converts 72" machine to 67.5" WOC	\$673.40	\$910.00
LMAC213	Lift Arm Field Kit, converts 67.5" machine to 72" WOC	\$673.40	\$910.00
068099	3 TrimTek Cutting Decks Pack (includes deck frames and shells, w/ casters and rollers. Does not include 4138728 (3 required))	\$4,418.54	\$5,971.00
* 4138728	Reverse Rotation (counter clock wise) Hydraulic Deck Motors	\$452.64	\$611.68
* 4160780	Quick connect jumper cables (connects to adapter provided on unit)	\$198.59	\$268.36
* LMAC174	Transport Latch Fitting Kit (for 72" machines)	\$140.05	\$189.25

Model No.	Description	NJPA Price 26% Disc.	List Price USD
Fairway Mowers			

SLF-1880 SLF-1880 Super Lightweight Fairway Mower models feature standard ROPS with seat belt, headlights, and suspension seat with armrest; less cutting units and grass catchers. Factory filled with GreensCare 68 Bio fluid.

067955	SLF-1880 2WD	\$26,608.18	\$35,957.00
067956	SLF-1880 4WD	\$29,134.54	\$39,371.00
067957	SLF-1880 4WD Turbo	\$34,131.76	\$46,124.00

Cutting Units; less front roller (5 required)

062837	TrueSet Cutting Unit SLF1880, 18" 8 blade (replaces 067933)	\$1,417.84	\$1,916.00
062838	TrueSet Cutting Unit SLF1880, 18" 11 blade reel (replaces 067932)	\$1,464.46	\$1,979.00
067928	Verticut reel, .75-inch spacing (includes front and rear rollers; less lift yoke set 067934)	\$1,211.38	\$1,637.00
067934	Lift yoke set for Verticut reels (set of 5)	\$722.24	\$976.00

Rollers (1 front roller per cutting unit required unless Turf Groomer is selected)

068626	18" Solid tube front roller w/ scraper (2 - 3/16" diameter)	\$288.60	\$390.00
067925	18" Grooved steel front roller w/ scraper (3" diameter)	\$259.00	\$350.00
068616	18" Grooved machined steel roller (2 - 3/16" diameter)	\$249.38	\$337.00
068674	18" Solid tube rear roller w/ scraper (2 - 3/16" diameter)	\$241.98	\$327.00
* 4108920	18" Hollow smooth tube steel roller (2" diameter)	\$165.12	\$223.14
* 4115860	15.5" Narrow width solid tube steel rear roller (2 - 3/16" diameter) (5 per machine)	\$143.59	\$194.04

Accessories

067926	18" Turf Groomer .5" spacing for 5" x 18" cutting unit	\$1,699.04	\$2,296.00
067930	Grass Catcher	\$194.62	\$263.00
062819	Powered rear roller brush for 5"x18" cutting unit (requires counterweight 4257240)	\$364.82	\$493.00
* 4257240	Counterweight kit (for use with powered rear roller brush)	\$42.69	\$57.69
068634	High cut kit (extends HOC to 15/16" when used with 2-3/16" roller)	\$73.26	\$99.00
068127	Canopy / Sunshade Kit - Adjustable	\$735.56	\$994.00
* 4266510	18" TrueSet bedknife adjustment conversion kit (convert previous 4-point to new TrueSet) -	\$222.00	\$300.00

LF510 LF510 Lightweight Fairway Mowers models feature standard headlights, suspension seat with armrest, onboard control module, and backlapping; less cutting units and grass catchers. Factory filled with standard 10W-30 (red) hydraulic fluid. 2WD model standard less ROPS and seatbelt; 4WD model equipped standard with ROPS and seat belt.

067991	LF510 2WD	\$29,922.64	\$40,436.00
067992	LF510 4WD	\$33,419.14	\$45,161.00

5" Diameter Cutting Units; less front roller (3 LH and 2 RH required for LF550, LF510)

062839	TrueSet Cutting Unit LF510, LF550, 7 blade reel LH (3 required) (replaces 067984)	\$1,475.56	\$1,994.00
062840	TrueSet Cutting Unit LF510, LF550, 7 blade reel RH (2 required) (replaces 067985)	\$1,475.56	\$1,994.00
067894	Verticut reel, .75" spacing (includes front and rear rollers, and lift yoke; LH-3 required)	\$1,384.54	\$1,871.00
067895	Verticut reel, .75" spacing (includes front and rear rollers, and lift yoke; RH-2 required)	\$1,384.54	\$1,871.00

Rollers (1 front roller per cutting unit required unless Turf Groomer is selected)

068527	22" Grooved assembly steel disc roller (2" diameter)	\$206.46	\$279.00
068673	22" Grooved segmented machined aluminum roller (2 - 1/4" diameter)	\$232.36	\$314.00
068530	22" Solid tube steel roller with scraper - light (2" diameter)	\$174.64	\$236.00
068641	22" Solid tube steel roller with scraper - heavy (2" diameter)	\$229.40	\$310.00
068613	22" Grooved machined steel roller (2 - 3/16" diameter)	\$241.98	\$327.00
068614	22" Grooved machined aluminum roller (2 - 3/16" diameter)	\$241.98	\$327.00
* 123268	22" Grooved steel front roller (3" diameter)	\$185.47	\$250.64
* 391202	Front roller scraper for 3" grooved steel front roller (fits LF550, LF510)	\$32.08	\$43.35

Model No.	Description	NJPA Price 26% Disc.	List Price USD
* 1004990	22" Solid tube steel rear roller (2" diameter)	\$75.84	\$102.49
* 1000770	22" Solid tube steel rear roller (2" diameter)	\$118.03	\$159.50
* 5003687	20" Solid tube steel rear roller (2 - 1/2" diameter)	\$121.71	\$164.47
* 1003728	22" Solid tube steel rear roller (2 - 1/2" diameter)	\$132.73	\$179.37
* 1002446	24" Solid tube steel rear roller (2 - 1/2" diameter)	\$122.89	\$166.07
Accessories			
067998	LF510 ROPS & Seatbelt Kit (Jacobsen recommends the use of a certified ROPS and seat	\$498.02	\$673.00
067999	LF510 Control Console Arm Swivel Kit (side-to-side movement like LF550/570) for serial	\$333.74	\$451.00
067144	LF510 Control Console Arm Swivel Kit (side-to-side movement like LF550/570) for serial	\$333.74	\$451.00
067145	LF510 Control Console Arm Swivel Kit (side-to-side movement like LF550/570) for serial	\$333.74	\$451.00
062820	Powered rear roller brush for 5"x22" cutting unit (replaces 068643)	\$435.86	\$589.00
067891	Grass Catcher (no mounting kit required for 5" reel)	\$210.16	\$284.00
068127	Canopy / Sunshade Kit - Adjustable	\$735.56	\$994.00
067911	22" Turf Groomer, .25" spacing for 5" x 22" cutting unit (recommended for greens applications only); 2 required	\$1,847.04	\$2,496.00
067913	22" Turf Groomer, .50" spacing for 5" x 22" cutting unit; 2 required	\$1,847.04	\$2,496.00
067912	22" Turf Groomer, .25" spacing for 5" x 22" cutting unit (recommended for greens applications only); 3 required	\$1,847.04	\$2,496.00
067914	22" Turf Groomer, .50" spacing for 5" x 22" cutting unit; 3 required	\$1,847.04	\$2,496.00
4265199	LF550/570, LF510 Jacobsen Ball Cage – ACC for dealer installation	\$2,484.18	\$3,357.00
4265200	LF550/570, LF510 Jacobsen Ball Cage – MOD, factory installed	\$2,949.64	\$3,986.00
* 1004049	Hood Locking Latch (required for CE)	\$86.38	\$116.73
067917	High Height of Cut kit for 5" reel (5 required for LF550, LF510) - extends HOC to 1 - 3/16"	\$115.44	\$156.00
* 4238742	Premium Seat - Grammer, air suspension (for LF550/570, LF510)	\$1,397.31	\$1,888.26
* 4266530	22" TrueSet bedknife adjustment conversion kit (convert previous 4-point to new TrueSet) -	\$222.00	\$300.00

LF550

LF550 Lightweight Fairway Mowers model feature standard ROPS with seat belt, headlights, suspension seat with armrest, onboard control module, and backlapping; less cutting units and grass catchers. Factory filled with GreensCare 68 Bio hydraulic fluid.

067978	LF550	\$34,599.44	\$46,756.00
067979	LF550 4WD	\$37,655.64	\$50,886.00
067980	LF550 4WD Turbo	\$41,745.62	\$56,413.00

5" Diameter Cutting Units; less front roller (3 LH and 2 RH required for LF550, LF510)

062839	TrueSet Cutting Unit LF510, LF550, 7 blade reel LH (3 required) (replaces 067984)	\$1,475.56	\$1,994.00
062840	TrueSet Cutting Unit LF510, LF550, 7 blade reel RH (2 required) (replaces 067985)	\$1,475.56	\$1,994.00
067894	Verticut reel, .75" spacing (includes front and rear rollers, and lift yoke; LH-3 required)	\$1,384.54	\$1,871.00
067895	Verticut reel, .75" spacing (includes front and rear rollers, and lift yoke; RH-2 required)	\$1,384.54	\$1,871.00

Rollers (1 front roller per cutting unit required unless Turf Groomer is selected)

068527	22" Grooved assembly steel disc roller (2" diameter)	\$206.46	\$279.00
068673	22" Grooved segmented machined aluminum roller (2 - 1/4" diameter)	\$232.36	\$314.00
068530	22" Solid tube steel roller with scraper - light (2" diameter)	\$174.64	\$236.00
068641	22" Solid tube steel roller with scraper - heavy (2" diameter)	\$229.40	\$310.00
068613	22" Grooved machined steel roller (2 - 3/16" diameter)	\$241.98	\$327.00
068614	22" Grooved machined aluminum roller (2 - 3/16" diameter)	\$241.98	\$327.00
* 123268	22" Grooved steel front roller (3" diameter)	\$185.47	\$250.64
* 391202	Front roller scraper for 3" grooved steel front roller (fits LF550, LF510)	\$32.08	\$43.35
* 1004990	22" Solid tube steel rear roller (2" diameter)	\$75.84	\$102.49
* 1000770	22" Solid tube steel rear roller (2" diameter)	\$118.03	\$159.50
* 5003687	20" Solid tube steel rear roller (2 - 1/2" diameter)	\$121.71	\$164.47
* 1003728	22" Solid tube steel rear roller (2 - 1/2" diameter)	\$132.73	\$179.37
* 1002446	24" Solid tube steel rear roller (2 - 1/2" diameter)	\$122.89	\$166.07

Model No.	Description	NJPA Price 26% Disc.	List Price USD
Accessories			
062820	Powered rear roller brush for 5"x22" cutting unit (replaces 068643)	\$435.86	\$589.00
067891	Grass Catcher (no mounting kit required for 5" reel)	\$210.16	\$284.00
068127	Canopy / Sunshade Kit - Adjustable	\$735.56	\$994.00
067911	22" Turf Groomer, .25" spacing for 5" x 22" cutting unit (recommended for greens applications only); 2 required	\$1,847.04	\$2,496.00
067913	22" Turf Groomer, .50" spacing for 5" x 22" cutting unit; 2 required	\$1,847.04	\$2,496.00
067912	22" Turf Groomer, .25" spacing for 5" x 22" cutting unit (recommended for greens applications only); 3 required	\$1,847.04	\$2,496.00
067914	22" Turf Groomer, .50" spacing for 5" x 22" cutting unit; 3 required	\$1,847.04	\$2,496.00
4265199	LF550/570, LF510 Jacobsen Ball Cage – ACC for dealer installation (6-post ROPS, Canopy, Lexan windshield, Steel framed doors including RH door bump out)	\$2,484.18	\$3,357.00
4265200	LF550/570, LF510 Jacobsen Ball Cage – MOD, factory installed	\$2,949.64	\$3,986.00
* 1004049	Hood Locking Latch (required for CE)	\$86.38	\$116.73
067917	High Height of Cut kit for 5" reel (5 required for LF550, LF510) - extends HOC to 1 - 3/16"	\$115.44	\$156.00
* 4238742	Premium Seat - Grammer, air suspension (for LF550/570, LF510)	\$1,397.31	\$1,888.26
* 4238642	LED Light Kit - Operator platform mounted, includes one LED Light (for LF550, LF570)	\$312.69	\$422.56
* 4266530	22" TrueSet bedknife adjustment conversion kit (convert previous 4-point to new TrueSet) -	\$222.00	\$300.00

LF570 & LF-4677

LF570 & LF-4677 Lightweight Fairway Mowers models feature standard ROPS with seat belt, headlights, suspension seat with armrest, onboard control module, and backlapping; less cutting units and grass catchers. Factory filled with GreensCare 68 Bio hydraulic fluid.

067981	LF570	\$37,799.94	\$51,081.00
067982	LF570 4WD	\$40,482.44	\$54,706.00
067983	LF570 4WD Turbo	\$44,744.84	\$60,466.00
067963	LF-4677 4WD Turbo (7 x 7" reels)	\$47,288.22	\$63,903.00

7" Diameter Cutting Units; less front roller (5 required for LF570; 7 required for LF-4677)

067986	11 blade reel	\$1,662.78	\$2,247.00
067987	9 blade reel	\$1,654.64	\$2,236.00
067854	Verticut reel, 1" spacing (includes front and rear rollers; less lift yoke #1003361)	\$1,534.02	\$2,073.00

Rollers (1 front roller per cutting unit required unless Turf Groomer is selected)

068527	22" Grooved assembly steel disc roller (2" diameter)	\$206.46	\$279.00
068673	22" Grooved segmented machined aluminum roller (2 - 1/4" diameter)	\$232.36	\$314.00
068530	22" Solid tube steel roller with scraper - light (2" diameter)	\$174.64	\$236.00
068641	22" Solid tube steel roller with scraper - heavy (2" diameter)	\$229.40	\$310.00
068613	22" Grooved machined steel roller (2 - 3/16" diameter)	\$241.98	\$327.00
068614	22" Grooved machined aluminum roller (2 - 3/16" diameter)	\$241.98	\$327.00
* 123268	22" Grooved steel front roller (3" diameter)	\$185.47	\$250.64
* 3006263	Front roller scraper for 3" grooved steel front roller (fits LF570, LF-4677)	\$21.48	\$29.03
* 1004990	22" Solid tube steel rear roller (2" diameter)	\$75.84	\$102.49
* 1000770	22" Solid tube steel rear roller (2" diameter)	\$118.03	\$159.50
* 5003687	20" Solid tube steel rear roller (2 - 1/2" diameter)	\$121.71	\$164.47
* 1003728	22" Solid tube steel rear roller (2 - 1/2" diameter)	\$132.73	\$179.37
* 1002446	24" Solid tube steel rear roller (2 - 1/2" diameter)	\$122.89	\$166.07

Accessories

062821	Powered rear roller brush for 7"x22" cutting unit (replaces 067832)	\$510.60	\$690.00
4239802	Heavy-duty rear roller scraper bar kit for 7" reel with rear roller brush (set of 5)	\$148.00	\$200.00
067891	Grass Catcher (catcher mounting hardware kit required for 7" reel)	\$210.16	\$284.00
067919	RH Catcher Mounting Hardware Kit, 7" reel (3 for LF570, 4 for LF-4677)	\$51.06	\$69.00
067920	LH Catcher Mounting Hardware Kit, 7" reel (2 for LF570, 3 for LF-4677)	\$51.06	\$69.00

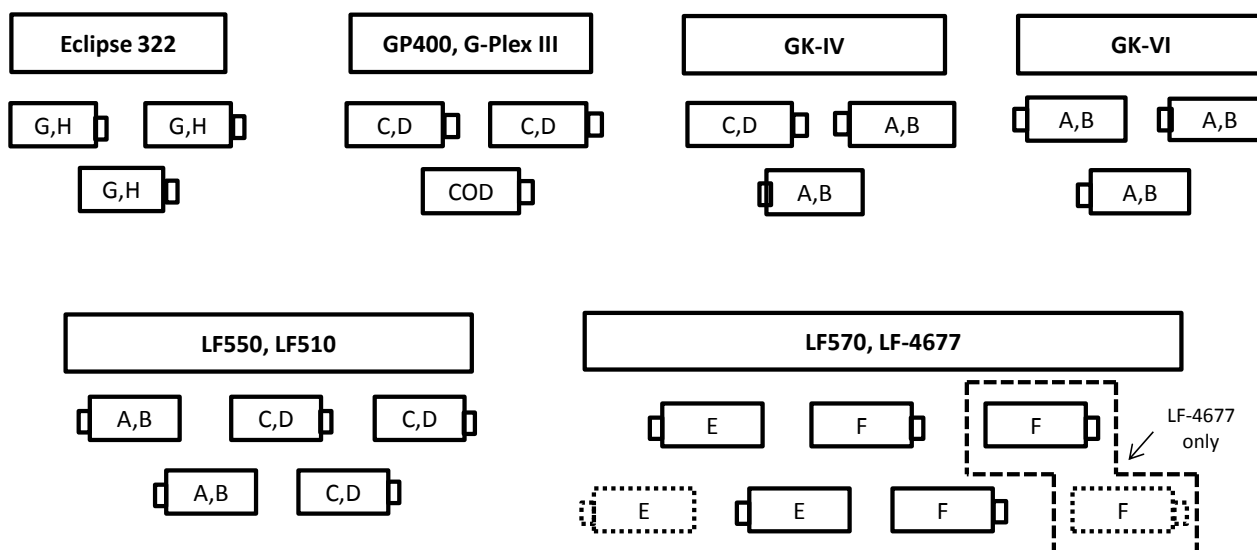
Model No.	Description	NJPA Price 26% Disc.	List Price USD
068127	Canopy / Sunshade Kit - Adjustable	\$735.56	\$994.00
067989	22" Turf Groomer, .50" spacing for 7" x 22" cutting unit; 2 required for LF570, 3 for LF-4677	\$1,864.80	\$2,520.00
067988	22" Turf Groomer, .50" spacing for 7" x 22" cutting unit; 3 required for LF570, 4 for LF-4677	\$1,864.80	\$2,520.00
4265199	LF550/570, LF510 Jacobsen Ball Cage – ACC for dealer installation	\$2,484.18	\$3,357.00
4265200	LF550/570, LF510 Jacobsen Ball Cage – MOD, factory installed	\$2,949.64	\$3,986.00
* 1004049	Hood Locking Latch (required for CE)	\$86.38	\$116.73
* 1003361	Lift Yoke for 7" Cutting unit or Verticut reel (5 required for LF570, 7 for LF-4677))	\$141.53	\$191.26
* 4113920	High Height of Cut Kit for 7" reel (5 for LF570, 7 for LF-4677) - extends HOC to 1 - 9/16"	\$108.80	\$147.03
* 4238742	Premium Seat - Grammer, air suspension (for LF550/570, LF510)	\$1,397.31	\$1,888.26
* 4238642	LED Light Kit - Operator platform mounted, includes one LED Light (for LF550, LF570)	\$312.69	\$422.56

Turf Groomers for Riding Greens and Fairway Mowers

Turf Groomer

Use the diagram below to select the correct Turf Groomer part number and quantity. The 0.25" spacing recommended for greens use only.

067911	22" Turf Groomer, .25" spacing for 5" x 22" cutting unit	A	\$1,847.04	\$2,496.00
067913	22" Turf Groomer, .50" spacing for 5" x 22" cutting unit	B	\$1,847.04	\$2,496.00
067912	22" Turf Groomer, .25" spacing for 5" x 22" cutting unit	C	\$1,847.04	\$2,496.00
067914	22" Turf Groomer, .50" spacing for 5" x 22" cutting unit	D	\$1,847.04	\$2,496.00
067989	22" Turf Groomer, .50" spacing for 7" x 22" cutting unit	E	\$1,864.80	\$2,520.00
067988	22" Turf Groomer, .50" spacing for 7" x 22" cutting unit	F	\$1,864.80	\$2,520.00
067995	22" Turf Groomer, .25" spacing for 5" x 22" cutting unit	G	\$1,724.94	\$2,331.00
067996	22" Turf Groomer, .50" spacing for 5" x 22" cutting unit	H	\$1,724.94	\$2,331.00



Model No.	Description	NJPA Price 26% Disc.	List Price USD
Out-Front Rotary Mower			

TurfCat	628 TurfCat models feature standard ROPS with seat belt and suspension seat; less cutting decks.		
----------------	---	--	--

069175	628 TurfCat	\$15,585.14	\$21,061.00
069176	628 TurfCat 4WD	\$17,217.58	\$23,267.00

Cutting Units (dealer installed, includes mounting kit)

956023	60" Rear discharge deck; hydraulic drive	\$2,966.66	\$4,009.00
956314	63" Side discharge deck; hydraulic drive	\$2,966.66	\$4,009.00
957238	72" Envirodeck mulching deck; hydraulic drive	\$4,041.14	\$5,461.00
957234	72" Rear discharge deck; hydraulic drive	\$3,520.18	\$4,757.00
957233	72" Side discharge deck; hydraulic drive	\$3,520.18	\$4,757.00

956025	60" Flail Mower; hydraulic drive	\$4,294.22	\$5,803.00
--------	----------------------------------	------------	------------

Accessories

068127	Canopy / Sunshade Kit - Adjustable	\$735.56	\$994.00
970017	Leaf mulcher kit (for 72" side discharge cutting deck)	\$474.34	\$641.00
970211	Traction assist/steering brakes	\$345.58	\$467.00
970116	Differential lock kit (2WD only)	\$897.62	\$1,213.00
* 4128815	High volume wheel motor kit	\$1,236.91	\$1,671.50
* 2811454	CareFree Tires (2 required)	\$47.77	\$64.56
* 2811455	CareFree Tire installation tool	\$32.44	\$43.84
* 2192304.7	Additional Counterweight, 23 lbs each (11 come standard on 2WD, 8 come standard on 4WD)	\$60.52	\$81.79
* 148098	Exhaust spark arrestor (required in California)	\$170.55	\$230.47

Climate Controlled Cabs and Cab Accessories

4265610	TurfCat Jacobsen Cab – ACC, for dealer installation (ROPS glass cab, Heater, defrost fan, interior mirror, front wiper and washer, front work lights, 4-way flashers/signals, rear weights)	\$5,848.96	\$7,904.00
4265190	TurfCat Jacobsen Cab – MOD, factory installed (ROPS glass cab, Heater, defrost fan, interior mirror, front wiper and washer, front work lights, 4-way flashers/signals, rear weights)	\$6,538.64	\$8,836.00
4265198	Rear Adjustable Work Light Kit for TurfCat Cab	\$71.04	\$96.00

TurfCat Third-party Accessories

The following attachments have been designed and approved for use by the respective manufacturer on the TurfCat.

Rotary Brush / Front Blades / Snow Blower

M-B Company

1200 Park Street Box 148, Chilton, WI 53014-0148

Phone: 888-558-5801 or 920-898-4203 Fax: 920-898-4588

Debris Blower

Buffalo Turbine Agricultural Equipment Co. Inc.

180 Zoar Road, Springfield, NY 14141

Phone: 716-592-2700 Fax: 716-592-2460

Model No.	Description	NJPA Price 26% Disc.	List Price USD
Large Area Rotary Mowers			

AR522 The AR522 features standard five TrimTek decks, SureTrac 4WD, ROPS with seat belt, headlights, suspension seat with armrest and onboard control module. Factory filled with GreensCare 68 Bio hydraulic fluid.

068131	AR522 [AR522-T4I, replaces 068098]	\$44,055.16	\$59,534.00
--------	------------------------------------	-------------	-------------

Accessories

068127	Canopy / Sunshade Kit - Adjustable	\$735.56	\$994.00
4265201	AR522 Jacobsen Ball Cage – ACC for dealer installation (6-post ROPS, Canopy, Lexan windshield, Steel framed doors, Metal mesh fixed windows, sides and rear surround, Rear wheel and bumper weights)	\$2,484.18	\$3,357.00
4265202	AR522 Jacobsen Ball Cage – MOD, factory installed (6-post ROPS, Canopy, Lexan windshield, Steel framed doors, Metal mesh fixed windows, sides and rear surround, Rear wheel and bumper weights)	\$2,949.64	\$3,986.00

AR722T The AR722T features standard seven TrimTek decks, SureTrac 4WD, foldable ROPS with seat belt, headlights, premium air-ride suspension seat with armrests. Factory filled with GreensCare 68 Bio hydraulic fluid. Tier 4 Final (Stage IIIB) Engine (common rail and DPF) - requires use of Ultra-low sulfur diesel

(N) 068233	AR722T [AR722T-T4F] <i>Availability starting in late Oct/early Nov</i>	\$60,162.00	\$81,300.00
------------	---	-------------	-------------

Accessories

068127	Canopy / Sunshade Kit - Adjustable	\$735.56	\$994.00
--------	------------------------------------	----------	----------

HR-6010 HR-6010 features standard ROPS with seat belt, 4WD and deluxe suspension seat.

069170	HR-6010	\$51,128.82	\$69,093.00
--------	---------	-------------	-------------

Accessories

970268	Leaf Mulcher Kit (for 3 decks)	\$887.26	\$1,199.00
LMAC135	Light kit for Straight type ROPS (Limited Availability)	\$1,413.40	\$1,910.00

* LMAC346	Seat Belt Kit (Limited Availability)	\$98.57	\$133.20
-----------	--------------------------------------	---------	----------

Third-party Accessories

The following attachments have been designed and approved for use by the respective manufacturer on the HR-6010.

Rotary Brush / Front Blades

M-B Company

1200 Park Street Box 148, Chilton, WI 53014-0148

Phone: 888-558-5801 or 920-898-4203 Fax: 920-898-4588

R311T R311T features standard folding ROPS with seat belt, 4WD, cruise control and deluxe air suspension seat.

069177	R311T [R311T-T4I, replaces 069171]	\$52,207.74	\$70,551.00
--------	------------------------------------	-------------	-------------

Accessories

069174	Leaf Mulcher Kit (for 3 decks; for HR-5111, R-311, R311T, and R311T)	\$1,322.38	\$1,787.00
068127	Canopy / Sunshade Kit - Adjustable	\$735.56	\$994.00
* 4207582	Light Kit - Front and rear lights with mounting hardware (R311T is pre-wired)	\$225.87	\$ 305.23

Model No.	Description	NJPA Price 26% Disc.	List Price USD
* 2811453	CareFree Tire kit (includes 10 tires and pressing tool; for HR-5111, R-311, R311T, and R311T)	\$495.53	\$ 669.64
Climate Controlled Cabs and Cab Accessories			
4265112	R311T Jacobsen Cab – ACC, for dealer installation (ROPS glass cab, A/C & heater, defrost fan, interior & exterior mirrors, front & rear wipers, front washer, front & rear work lights, 4-way flashers/signals, 90amp Alternator kit and hose kit)	\$10,895.76	\$14,724.00
4265113	R311T Jacobsen Cab – MOD, factory installed	\$12,146.36	\$16,414.00
4264901		\$513.56	\$694.00
4264902	Radio/CD, Speakers & Antenna Kit for R311T or HR-9016T Cab Roof Rotating Amber Beacon Kit for R311T or HR-9016T Cab	\$167.24	\$226.00

Third-party Accessories

The following attachments have been designed and approved for use by the respective manufacturer on the R-311T.

Snow Blower / Rotary Brush / Front Blade

M-B Company

1200 Park Street Box 148, Chilton, WI 53014-0148

Phone: 888-558-5801 or 920-898-4203 Fax: 920-898-4588

HR-9016T	The HR-9016T features standard ROPS with seat belt, 4WD and deluxe air suspension seat. Tier 3 (Stage IIIA) Engine (common rail) - requires use of Ultra-low sulfur diesel
-----------------	---

070539	HR-9016T (Tier 3 Engine)	\$76,920.04	\$103,946.00
070538	HR 9016T (Tier 3 Engine); shipped less ROPS, requires installation of ROPS Certified Cab	\$76,086.06	\$102,819.00

Accessories

071055	Leaf Mulcher Kit (for 3 decks)	\$1,810.78	\$2,447.00
078154	Road Package Kit (includes flashers, turn signals, tail light and 2 headlights; 5003564 required)	\$1,030.82	\$1,393.00
078155	Working Light Kit (the below 5003564 required)	\$518.74	\$701.00
068127	Canopy / Sunshade Kit - Adjustable	\$735.56	\$994.00
067888	Cruise Control Kit	\$555.74	\$751.00
* 5003564	Light Accessory Harness Kit	\$846.01	\$1,143.26
* 2812307	Rear steering wheel weight kit (130# each)	\$1,819.13	\$2,458.28
* 2811453	Carefree Tire kit (includes 10 tires for 11" caster wheels and pressing tool)	\$495.53	\$669.64

Climate Controlled Cabs and Cab Accessories

4264890	HR-9016T Jacobsen Cab – ACC, for dealer installation (for use on #070538 HR-9016T traction unit less ROPS) [ROPS glass cab, A/C & heater, defrost fan, Left glass gas-assist door with locking handle and right emergency exit window, interior & exterior mirrors, front & rear wipers, front washer, front & rear work lights]	\$10,671.54	\$14,421.00
4264911	HR-9016T Jacobsen Cab – MOD, factory installed (for use on #070538 HR-9016T traction	\$11,921.40	\$16,110.00
4264900	4-Way Flashers/Signals for HR-9016T Cab	\$301.18	\$407.00
4264901	Radio/CD, Speakers & Antenna Kit for HR-9016T or R-311T Cabs	\$513.56	\$694.00
4264902	Roof Rotating Amber Beacon Kit for HR-9016T or R-311T Cabs	\$167.24	\$226.00
4264903	Roof Strobe Amber Beacon Kit for HR-9016T Cab	\$189.44	\$256.00
4264904	Road Light Kit for HR-9016T Cab (Includes: Headlights, 4-Way flasher/signals, and rear safety light)	\$614.94	\$831.00

Company Confidential

* Service item - purchased through the parts department. (N)- new item or updated part number. All prices are Ex Works Charlotte, NC unless otherwise specified

Model No.	Description	NJPA Price 26% Disc.	List Price USD
-----------	-------------	-------------------------	-------------------

Third-party Accessories

The following attachments have been designed and approved for use by the respective manufacturer on the HR-9016. Communications, including ordering, pricing and terms, should be made directly with the listed suppliers. Jacobsen makes no warranty or commitment with regard to the functionality, reliability, or safety of these third-party products.

Brush / Sweeper / Front Blade / Snow Blower

M-B Company

1200 Park Street Box 148, Chilton, WI 53014-0148

Phone: 888-558-5801 or 920-898-4203 Fax: 920-898-4588

Renovation and Finishing Equipment

Groom Master II	Groom Master II models feature standard ROPS with seat belt, 3WD, headlight, power steering, hydraulic implement lift, and hand rake holder.
------------------------	--

088010	Groom Master II, Vanguard Gas engine	\$13,795.82	\$18,643.00
088042	Groom Master II, Kubota Diesel engine	\$16,290.36	\$22,014.00

Accessories

088023	Crating (stackable)	\$473.60	\$640.00
088019	Blade, manual lift	\$527.62	\$713.00
088114	Cultivator (includes hydraulic controls - choice of feet below must be ordered separately)	\$742.22	\$1,003.00
4139789	Straight blade feet (less aggressive than duck feet below)	\$102.86	\$139.00
4139788	Duck feet (as previously supplied with old cultivator)	\$177.60	\$240.00
088115	Hydraulic controls for blade or scarifier	\$327.82	\$443.00
891768	Drag mat with carrier	\$677.84	\$916.00
891763	Fan rake, add-on	\$322.64	\$436.00
894134	Rear rake implement	\$505.42	\$683.00
891717	Scarifier with leveling blade (Requires 088115)	\$670.44	\$906.00

Third-party Accessories

The following attachments have been designed and approved for use by the respective manufacturer on the Groom Master II.

Box Blade / Flip-up finishing brush / Infield Conditioner (straight blades or spring tine types)

Rahn Industries, 9409 McColl Drive, Savage, MN 55378

Phone: 1-800-298-1707 Fax: 952-445-0606

www.rahngroomer.com/texttron.html

214 Verticut	The tractor mounted 214 Verticut features three 30" Verticut reels with a combined cutting width of 84". Reels are hydraulically driven by a self contained hydraulic system powered from the tractor by mechanical PTO. A manual selector valve provides forward, reverse or neutral rotation. Requires 30hp, 1-3/8" x 6 spline 540rpm PTO and a Cat 1 or Cat 2 three-point hitch.
---------------------	---

USAV201	214 Verticut	\$15,434.00	\$22,049.00
---------	--------------	-------------	-------------

Model No.	Description	NJPA Price 26% Disc.	List Price USD
GA-24	The Greensaire GA-24 aerator with OPC (operator presence control) comes standard with twelve DuraTine XLT 1/2" diameter (5/8" mount diameter) top eject tines in Twin Tine holders producing a 2" x 2" hole pattern over a 24" width. Use of 1/2" or 3/4" mount requires an accessory tine holder.		

058234	GA-24	\$13,184.58	\$17,817.00
--------	-------	-------------	-------------

Accessories

058231	Quad Tine Kit with 1/2" (5/8" mount) coring tines, quad tine holder, and turfguard	\$700.04	\$946.00
4116986	Quad Tine Kit with 1/4" (1/2" mount) coring tines, quad tine holder, and turfguard	\$657.86	\$889.00
4116987	Quad Tine Kit with 1/4" (1/2" mount) solid tines, quad tine holder, and turfguard	\$698.56	\$944.00
* 547849	Quad Tine holder for 1/4" (1/2" mount) tines	\$71.21	\$96.23
* 4176460	Quad Tine holder for 1/2" (5/8" mount) tines	\$109.15	\$147.50
* 547860	Twin Tine holder for 1/2" (5/8" mount) tines	\$53.99	\$72.96
* 547861	Twin Tine holder for 5/8" (3/4" mount) tines	\$53.32	\$72.06
0544918	Windrow (removes cores from wheel path)	\$550.56	\$744.00

Tines

* 523864	Original - 1/4" Solid Side Eject, 1/2" Mount Diameter	\$3.46	\$4.67
* 4180561	DuraTine XLT - 1/4" Solid Side Eject, 1/2" Mount Diameter	\$10.61	\$14.34
* 517486	Original - 1/4" Top Eject, 5/8" Mount Diameter	\$1.60	\$2.16
* 4180562	DuraTine XL - 1/4" Solid, 1/2" Mount Diameter	\$5.15	\$6.96
* 4180563	DuraTine XL - 1/4" Solid, 5/8" Mount Diameter	\$6.06	\$8.19
* 517487	Original - 3/8" Top Eject, 5/8" Mount Diameter	\$1.31	\$1.77
* 4180564	DuraTine XL - 3/8" Solid, 5/8" Mount Diameter	\$4.83	\$6.53
* 517488	Original - 1/2" Top Eject, 5/8" Mount Diameter	\$1.44	\$1.94
* 4180566	DuraTine XL - 1/2" Top Eject, 5/8" Mount Diameter	\$3.62	\$4.89
* 4180567	DuraTine XLT - 1/2" Top Eject, 5/8" Mount Diameter	\$9.64	\$13.03
* 517489	Original - 5/8" Top Eject, 3/4" Mount Diameter	\$2.90	\$3.92
* 4180571	DuraTine XL - 5/8" Top Eject, 3/4" Mount Diameter	\$5.03	\$6.80
* 4180572	DuraTine XL T - 5/8" Top Eject, 3/4" Mount Diameter	\$10.83	\$14.64
* 4180573	DuraTine XL - 5/8" Solid, 3/4" Mount Diameter	\$6.93	\$9.37
* 2702060	VenTine - 3/16" x 5/8" Vent, 5/8" Mount Diameter	\$8.83	\$11.93

Model No.	Description	NJPA Price 26% Disc.	List Price USD
Utility Vehicles and Sprayers			

CUSHMAN TURF- TRUCKSTER GAS MODELS	All Cushman Turf-Truckster gas models feature standard 4-post ROPS with seat belt, bucket seats, liquid-cooled engine, 2-speed rear axle, front under hood storage area, governor and hand throttle controls, head lights, horn, phone/cup holder, 12V power plug outlet, Cushman pin disconnect system, hydraulics with auxiliary outlets, 4-ply turf tread rear tires.
---	--

84067	TURF-TRUCKSTER, Gas, 5 Speed Manual Transmission	\$16,931.00	\$24,187.00
84068	TURF-TRUCKSTER, Gas, 3 Speed Automatic Transmission	\$17,620.00	\$25,171.00

Modifications (Factory Installed)

4158181	Axle Truss Kit	\$367.04	\$496.00
4147942	Hydraulics, high/low (Gas)	\$691.16	\$934.00
53716	P.T.O., heavy-duty, hydraulic (requires hydraulics mod 4147942 for 056/057/061/067/068/069 or 053718 for 063)	\$856.18	\$1,157.00
53715	ROPS with seat belts and integrated canopy (certified to SAE J1194)	\$563.14	\$761.00
53721	Cab, installed, black (includes ROPS (certified to SAE J1194), windshield with wiper & rear window)	\$1,450.40	\$1,960.00
53603	Doors, steel, Jacobsen orange	\$2,293.26	\$3,099.00
53602	Doors, steel, Ransomes green	\$2,293.26	\$3,099.00
53728	Light, dome (requires factory installed cab)	\$104.34	\$141.00
53735	Turn signals	\$315.24	\$426.00
53743	Heater/defroster	\$700.78	\$947.00
53723	Crating	\$421.80	\$570.00
53772	"All Function" wire harness & Ram Mount, use with TurfMaster (can not be used with heater/defroster)	\$500.98	\$677.00
53773	Ransomes green color (on hood & seat pan)	\$327.82	\$443.00

Accessories (Dealer Installed)

4158161	Axle Truss Kit	\$354.46	\$479.00
889983	Flatbed, 47", quick disconnect	\$643.06	\$869.00
890010	Box assembly, 47", sides and tailgate with automatic tailgate release (requires 889983 flatbed)	\$650.46	\$879.00
888532	Box liner (for 890010 box assembly)	\$287.86	\$389.00
894769	Flatbed, 60", quick disconnect	\$708.18	\$957.00
2703394	Box assembly, 60", sides and tailgate with automatic tailgate release (requires 894769 flatbed)	\$1,295.00	\$1,750.00
892530	Box assembly, poly box 42.5 L x 46" W x 13" Deep	\$1,238.02	\$1,673.00
4114386	Hitch, receiver style w/ drawbar (male insert 1 - 1/2")	\$328.56	\$444.00
4114481	Drawbar (male insert only) (requires 4114386)	\$123.58	\$167.00
4114566	Hitch, flat bar style	\$193.14	\$261.00
894690	Fifth wheel ball hitch, includes electric brake controller (fits new truck only)	\$2,006.14	\$2,711.00
890170	Fifth wheel ball hitch, includes electric brake controller (fits old truck)	\$2,266.62	\$3,063.00
4147940	Hydraulics, high/low (Gas)	\$942.02	\$1,273.00
894644	P.T.O., hydraulic (requires 4147940 hydraulics for 056/057/061/067/068/069 or 894713 hydraulics for 063)	\$813.26	\$1,099.00
2701650	Top Dresser 1500 (fits old or new truck) Textured 'crescent' belt with V guide	\$5,841.56	\$7,894.00
894809	Conversion Kit to mount Top Dresser (mounts old top dresser to new truck)	\$120.62	\$163.00
4119652	Core Harvester , for mounting to 47" or 60" steel bed	\$4,777.44	\$6,456.00
894810	Conversion Kit to mount Core Harvester (used when moving Core Harvester from pre 1997 Truckster to current model Truckster)	\$352.24	\$476.00
892820	Mounting kit for Core Harvester to poly box	\$182.78	\$247.00

Model No.	Description	NJPA Price 26% Disc.	List Price USD
Accessories (Dealer Installed) continued			
2701600	Vicon Spreader (requires power kit)	\$4,388.20	\$5,930.00
2701601	Vicon hydraulic power kit (requires hi/lo hydraulics)	\$1,068.56	\$1,444.00
2701602	Vicon mechanical power kit (Truckster requires PTO)	\$831.02	\$1,123.00
894807	Conversion Kit to mount older Vicon Spreaders (models 888486 and 888401) Limited Availability	\$130.98	\$177.00
2701529	Quick Aerator (includes deep slicing knives)	\$4,021.16	\$5,434.00
892493	Implement Lift ("A" frame)	\$1,351.98	\$1,827.00
4205580	Standard 4-Post ROPS (certified to ISO 21299)	\$416.62	\$563.00
894761	ROPS with seat belts and integrated canopy (Certified to SAE J1194)	\$759.24	\$1,026.00
2701303	Door, orange steel, left only (Requires 894761 ROPS)	\$1,492.58	\$2,017.00
2701304	Door, orange steel, right only (Requires 894761 ROPS)	\$1,492.58	\$2,017.00
894755	Door, green steel, left only (Requires 894761 ROPS)	\$1,492.58	\$2,017.00
894756	Door, green steel, right only (Requires 894761 ROPS)	\$1,492.58	\$2,017.00
894757	Windshield with wiper (requires 894761 ROPS)	\$774.04	\$1,046.00
894758	Window, rear (requires 894761 ROPS)	\$537.24	\$726.00
894760	Heater/defroster	\$981.98	\$1,327.00
894764	Turn signals (includes R.H. taillight)	\$315.98	\$427.00
894768	Mirrors, outside (left and right)	\$176.86	\$239.00
894778	Bumper, front	\$206.46	\$279.00
2703183	Alarm, back-up kit, variable pitch	\$178.34	\$241.00
4119630	"All Function" wire harness (use with Turf Master)	\$367.78	\$497.00
4119631	Ram Mount (Sprayer control mount)	\$64.38	\$87.00
* 882574	Exhaust spark arrestor	\$226.34	\$305.87
* 4243008	Tire AY, 24x13-12 w/ 10.5" Rim	\$238.29	\$322.01
* 4203381	Vent Cover Kit	\$48.48	\$65.52

Third-party Accessories

The following attachments have been designed and approved for use by the respective manufacturer on the Cushman Turf-

Levelers, Groomer, Scarifiers, Flip-up Finishing Brush

Rahn Industries, 9409 McColl Drive, Savage, MN 55378

Phone: 1-800-298-1707 Fax: 952-445-0606

www.rahngroomer.com/texttron.html

Debris Blower

Buffalo Turbine Agricultural Equipment Co. Inc.

180 Zoar Road, Springfield, NY 14141

Phone: 716-592-2700 Fax: 716-592-2460

www.buffaloturbine.com

Truck Mounted Tree Spades

Tree Toad, 213 Main Street P.O. Box 2562, Kalispell, MT 55903-2562

Phone: 888-255-0653 or 406-257-6512 Fax: 406-756-0055

**CUSHMAN
TURF-
TRUCKSTER
DIESEL
MODEL**

The Cushman Turf-Truckster diesel model feature standard 4-post ROPS with seat belt, bucket seats, liquid-cooled engine, 2-speed rear axle, front under hood storage area, governor and hand throttle controls, head lights, horn, phone/cup holder, 12V power plug outlet, Cushman pin disconnect system, hydraulics with auxiliary outlets, 4-ply turf tread rear tires.

84063	TURF-TRUCKSTER, Diesel, 4 Speed Manual Transmission	\$20,334.46	\$27,479.00
Modifications (Factory Installed)			
4158181	Axle Truss Kit	\$367.04	\$496.00
53718	Hydraulics, high/low (Diesel)	\$833.24	\$1,126.00
53716	P.T.O., heavy-duty, hydraulic (requires hydraulics mod 4147942 for 056/057/061/067/068/069 or 053718 for 063)	\$856.18	\$1,157.00
53715	ROPS with seat belts and integrated canopy (certified to SAE J1194)	\$563.14	\$761.00
53726	P.T.O., heavy-duty, mechanical	\$868.02	\$1,173.00
53721	Cab, installed, black (includes ROPS (certified to SAE J1194), windshield with wiper & rear window)	\$1,450.40	\$1,960.00

Company Confidential

* Service item - purchased through the parts department. (N)- new item or updated part number. All prices are Ex Works Charlotte, NC unless otherwise specified

Model No.	Description	NJPA Price 26% Disc.	List Price USD
53603	Doors, steel, Jacobsen orange	\$2,293.26	\$3,099.00
53602	Doors, steel, Ransomes green	\$2,293.26	\$3,099.00
53728	Light, dome (requires factory installed cab)	\$104.34	\$141.00
53735	Turn signals	\$315.24	\$426.00
53745	Heater/defroster	\$695.60	\$940.00
53723	Crating	\$421.80	\$570.00
53772	"All Function" wire harness & Ram Mount, use with TurfMaster (can not be used with heater/defroster)	\$500.98	\$677.00
53773	Ransomes green color (on hood & seat pan)	\$327.82	\$443.00
Accessories (Dealer Installed)			
4158161	Axle Truss Kit	\$354.46	\$479.00
889983	Flatbed, 47", quick disconnect	\$643.06	\$869.00
890010	Box assembly, 47", sides and tailgate with automatic tailgate release (requires 889983 flatbed)	\$650.46	\$879.00
888532	Box liner (for 890010 box assembly)	\$287.86	\$389.00
894769	Flatbed, 60", quick disconnect	\$708.18	\$957.00
2703394	Box assembly, 60", sides and tailgate with automatic tailgate release (requires 894769 flatbed)	\$1,295.00	\$1,750.00
892530	Box assembly, poly box 42.5 L x 46" W x 13" Deep	\$1,238.02	\$1,673.00
4114386	Hitch, receiver style w/ drawbar (male insert 1 - 1/2")	\$328.56	\$444.00
4114481	Drawbar (male insert only) (requires 4114386)	\$123.58	\$167.00
4114566	Hitch, flat bar style	\$193.14	\$261.00
894690	Fifth wheel ball hitch, includes electric brake controller (fits new truck only)	\$2,006.14	\$2,711.00
890170	Fifth wheel ball hitch, includes electric brake controller (fits old truck)	\$2,266.62	\$3,063.00
894713	Hydraulics, high/low (Diesel)	\$750.36	\$1,014.00
4112981	P.T.O., heavy-duty, mechanical	\$919.82	\$1,243.00
894644	P.T.O., hydraulic (requires 4147940 hydraulics for 056/057/061/067/068/069 or 894713 hydraulics for 063)	\$813.26	\$1,099.00
2701650	Top Dresser 1500 (fits old or new truck) Textured 'crescent' belt with V guide	\$5,841.56	\$7,894.00
894809	Conversion Kit to mount Top Dresser (mounts old top dresser to new truck)	\$120.62	\$163.00
4119652	Core Harvester , for mounting to 47" or 60" steel bed	\$4,777.44	\$6,456.00
894810	Conversion Kit to mount Core Harvester (used when moving Core Harvester from pre 1997 Truckster to current model Truckster)	\$352.24	\$476.00
892820	Mounting kit for Core Harvester to poly box	\$182.78	\$247.00
Accessories (Dealer Installed) continued			
2701600	Vicon Spreader (requires power kit)	\$4,388.20	\$5,930.00
2701601	Vicon hydraulic power kit (requires hi/lo hydraulics)	\$1,068.56	\$1,444.00
2701602	Vicon mechanical power kit (Truckster requires PTO)	\$831.02	\$1,123.00
894807	Conversion Kit to mount older Vicon Spreaders (models 888486 and 888401) Limited Availability	\$130.98	\$177.00
2701529	Quick Aerator (includes deep slicing knives)	\$4,021.16	\$5,434.00
892493	Implement Lift ("A" frame)	\$1,351.98	\$1,827.00
4205580	Standard 4-Post ROPS (certified to ISO 21299)	\$416.62	\$563.00
894761	ROPS with seat belts and integrated canopy (Certified to SAE J1194)	\$759.24	\$1,026.00
2701303	Door, orange steel, left only (Requires 894761 ROPS)	\$1,492.58	\$2,017.00
2701304	Door, orange steel, right only (Requires 894761 ROPS)	\$1,492.58	\$2,017.00
894755	Door, green steel, left only (Requires 894761 ROPS)	\$1,492.58	\$2,017.00
894756	Door, green steel, right only (Requires 894761 ROPS)	\$1,492.58	\$2,017.00
894757	Windshield with wiper (requires 894761 ROPS)	\$774.04	\$1,046.00
894758	Window, rear (requires 894761 ROPS)	\$537.24	\$726.00
894760	Heater/defroster	\$981.98	\$1,327.00
894764	Turn signals (includes R.H. taillight)	\$315.98	\$427.00
894768	Mirrors, outside (left and right)	\$176.86	\$239.00
894778	Bumper, front	\$206.46	\$279.00

Model No.	Description	NJPA Price 26% Disc.	List Price USD
2703183	Alarm, back-up kit, variable pitch	\$178.34	\$241.00
4119630	"All Function" wire harness (use with Turf Master)	\$367.78	\$497.00
4119631	Ram Mount (Sprayer control mount)	\$64.38	\$87.00
* 882574	Exhaust spark arrestor	\$226.34	\$305.87
* 4243008	Tire AY, 24x13-12 w/ 10.5" Rim	\$238.29	\$322.01
* 4203381	Vent Cover Kit	\$48.48	\$65.52

Third-party Accessories

The following attachments have been designed and approved for use by the respective manufacturer on the Cushman Turf-

Levelers, Groomer, Scarifiers, Flip-up Finishing Brush

Rahn Industries, 9409 McColl Drive, Savage, MN 55378

Phone: 1-800-298-1707 Fax: 952-445-0606

www.rahngroomer.com/texttron.html

Debris Blower

Buffalo Turbine Agricultural Equipment Co. Inc.

180 Zoar Road, Springfield, NY 14141

Phone: 716-592-2700 Fax: 716-592-2460

www.buffaloturbine.com

Truck Mounted Tree Spades

Tree Toad, 213 Main Street P.O. Box 2562, Kalispell, MT 55903-2562

Phone: 888-255-0653 or 406-257-6512 Fax: 406-756-0055

**CUSHMAN
TURF-
TRUCKSTER
RV MODEL**

The Cushman Turf-Truckster RV model feature standard 4-post ROPS with seat belt, bucket seats, liquid-cooled engine, 2-speed rear axle, front under hood storage area, governor and hand throttle controls, head lights, horn, phone/cup holder, 12V power plug outlet, Cushman pin disconnect system, hydraulics with auxiliary outlets, 4-ply turf tread rear tires.

84069	TURF-TRUCKSTER RV, Gas, 5 Speed Manual Transmission w/ 26 mph top speed	\$27,806.98	\$37,577.00
-------	---	-------------	-------------

Modifications (Factory Installed)

4158181	Axle Truss Kit	\$367.04	\$496.00
4147942	Hydraulics, high/low (Gas)	\$691.16	\$934.00
53716	P.T.O., heavy-duty, hydraulic (requires hydraulics mod 4147942 for 056/057/061/067/068/069 or 053718 for 063)	\$856.18	\$1,157.00
53715	ROPS with seat belts and integrated canopy (certified to SAE J1194)	\$563.14	\$761.00
53773	Ransomes green color (on hood & seat pan)	\$327.82	\$443.00

Accessories (Dealer Installed)

4158161	Axle Truss Kit	\$354.46	\$479.00
889983	Flatbed, 47", quick disconnect	\$643.06	\$869.00
890010	Box assembly, 47", sides and tailgate with automatic tailgate release (requires 889983 flatbed)	\$650.46	\$879.00
888532	Box liner (for 890010 box assembly)	\$287.86	\$389.00
894769	Flatbed, 60", quick disconnect	\$708.18	\$957.00
2703394	Box assembly, 60", sides and tailgate with automatic tailgate release (requires 894769 flatbed)	\$1,295.00	\$1,750.00
892530	Box assembly, poly box 42.5 L x 46" W x 13" Deep	\$1,238.02	\$1,673.00
4114386	Hitch, receiver style w/ drawbar (male insert 1 - 1/2")	\$328.56	\$444.00
4114481	Drawbar (male insert only) (requires 4114386)	\$123.58	\$167.00
4114566	Hitch, flat bar style	\$193.14	\$261.00
894690	Fifth wheel ball hitch, includes electric brake controller (fits new truck only)	\$2,006.14	\$2,711.00
890170	Fifth wheel ball hitch, includes electric brake controller (fits old truck)	\$2,266.62	\$3,063.00
4147940	Hydraulics, high/low (Gas)	\$942.02	\$1,273.00
894644	P.T.O., hydraulic (requires 4147940 hydraulics for 056/057/061/067/068/069 or 894713 hydraulics for 063)	\$813.26	\$1,099.00

Company Confidential

* Service item - purchased through the parts department. (N)- new item or updated part number. All prices are Ex Works Charlotte, NC unless otherwise specified

Model No.	Description	NJPA Price 26% Disc.	List Price USD
Accessories (Dealer Installed) continued			
2701650	Top Dresser 1500 (fits old or new truck) Textured 'crescent' belt with V guide	\$5,841.56	\$7,894.00
894809	Conversion Kit to mount Top Dresser (mounts old top dresser to new truck)	\$120.62	\$163.00
4119652	Core Harvester , for mounting to 47" or 60" steel bed	\$4,777.44	\$6,456.00
894810	Conversion Kit to mount Core Harvester (mounts old core harvester to new truck)	\$352.24	\$476.00
892820	Mounting kit for Core Harvester to poly box	\$182.78	\$247.00
2701600	Vicon Spreader (requires power kit)	\$4,388.20	\$5,930.00
2701601	Vicon hydraulic power kit (requires hi/lo hydraulics)	\$1,068.56	\$1,444.00
2701602	Vicon mechanical power kit (Truckster requires PTO)	\$831.02	\$1,123.00
894807	Conversion Kit to mount older Vicon Spreaders (models 888486 and 888401) Limited Availability	\$130.98	\$177.00
2701529	Quick Aerator (includes deep slicing knives)	\$4,021.16	\$5,434.00
892493	Implement Lift ("A" frame)	\$1,351.98	\$1,827.00
4205580	Standard 4-Post ROPS (certified to ISO 21299)	\$416.62	\$563.00
894761	ROPS with seat belts and integrated canopy (Certified to SAE J1194)	\$759.24	\$1,026.00
894778	Bumper, front	\$206.46	\$279.00
2703183	Alarm, back-up kit, variable pitch	\$178.34	\$241.00
* 882574	Exhaust spark arrestor	\$226.34	\$305.87
* 4243008	Tire AY, 24x13-12 w/ 10.5" Rim	\$238.29	\$322.01
* 4203381	Vent Cover Kit	\$48.48	\$65.52

Third-party Accessories

The following attachments have been designed and approved for use by the respective manufacturer on the Cushman Turf-

Levelers, Groomer, Scarifiers, Flip-up Finishing Brush

Rahn Industries, 9409 McColl Drive, Savage, MN 55378

Phone: 1-800-298-1707 Fax: 952-445-0606

www.rahngroomer.com/texton.html

Debris Blower

Buffalo Turbine Agricultural Equipment Co. Inc.

180 Zoar Road, Springfield, NY 14141

Phone: 716-592-2700 Fax: 716-592-2460

www.buffaloturbine.com

Truck Mounted Tree Spades

Tree Toad, 213 Main Street P.O. Box 2562, Kalispell, MT 55903-2562

Phone: 888-255-0653 or 406-257-6512 Fax: 406-756-0055

**CUSHMAN
SPRAYTEK**

All Cushman Spraytek dedicated sprayer models feature standard 4-post ROPS with seat belt, bucket seat, liquid-cooled engine, 2-speed rear axle, front under hood storage area, governor and hand throttle controls, head lights, horn, phone/cup holder, 12V power plug outlet, 4-ply turf tread rear tires.

84066	SPRAYTEK DS-175, Gas, 5 Speed Manual transmission	\$20,961.24	\$28,326.00
84062	SPRAYTEK DS-300, Diesel, 4 Speed Manual Transmission	\$27,331.16	\$36,934.00

MODIFICATIONS FOR SPRAYTEK (Factory Installed)

53780	Cab, black, installed (includes ROPS, windshield with wiper and rear window) (certified to SAE J1194)	\$1,450.40	\$1,960.00
53782	Crating for DS-300	\$480.26	\$649.00
53723	Crating for DS-175	\$421.80	\$570.00
53605	Doors, orange steel (requires 053780)	\$2,254.78	\$3,047.00
53728	Light, dome (requires factory installed cab)	\$104.34	\$141.00
4158181	Axle Truss Kit for DS-175 (Standard equipment on DS-300)	\$367.04	\$496.00

ACCESSORIES FOR SPRAYTEK (Dealer Installed)

4158161	Axle Truss Kit for DS-175 (Standard equipment on DS-300)	\$354.46	\$479.00
2701303	Door, orange steel, left only (Requires 894761 ROPS)	\$1,492.58	\$2,017.00
2701304	Door, orange steel right only (Requires 894761 ROPS)	\$1,492.58	\$2,017.00

Model No.	Description	NJPA Price 26% Disc.	List Price USD
894761	ROPS - Roll Over Protection System (includes seat belts) (certified to SAE J1194)	\$759.24	\$1,026.00
894758	Window, rear (requires 894761 ROPS)	\$537.24	\$726.00
894757	Windshield with wiper (requires 894761 ROPS)	\$774.04	\$1,046.00
4205580	4-post ROPS (certified to ISO 21299)	\$416.62	\$563.00
TURFMASTER SPRAYERS, PIN-MOUNTED MODELS (Ex Works Visalia, CA, Order from Charlotte, NC)			
4119804	160 Gallon Sprayer, Deep sump, hydraulic driven, pin mounting system, Hypro 316 stainless steel centrifugal spray pump, Hexajet (6) orifice jet agitator; less boom, all function wire harness, RAM mount, and controls - for Truckster w/ standard hydraulics	\$5,016.46	\$6,779.00
4119805	160 Gallon Sprayer, same as above for Truckster with Hi/Lo hydraulics	\$5,357.60	\$7,240.00
4119806	225 Gallon Sprayer, Deep sump, hydraulically driven, pin mounting system, Hypro 316 stainless steel centrifugal spray pump, Hexajet (6) orifice jet agitator; less boom, all function wire harness, RAM mount, and controls - for heavy-duty 4-wheel Turf Truckster only - for Truckster w/ standard hydraulics	\$5,638.80	\$7,620.00
4119807	225 Gallon Sprayer, same as above for Truckster with Hi/Lo Hydraulics.	\$5,303.58	\$7,167.00
TURFMASTER SPRAYERS, PIN-MOUNTED MODELS Accessories			
4119630	All Function Wire Harness (standard on SprayTek)	\$367.78	\$497.00
4119631	RAM Mount (Sprayer Control Mount) (All Function Wire Harness and RAM Mount required for use with TurfMaster sprayers if not already provided on Truckster as a factory MOD) (not for use on 061 Trucksters)	\$64.38	\$87.00
SDI ELECTRIC CONTROLLER & OPTIONS (Ex Works Visalia, CA Order from Charlotte, NC)			
4119052	SDI "All Function" Electric Control System (SDI motorized boom valves, Triple on/off valves, pressure regulator valve, feed hoses, fittings and "All Function" control box less wire harness)	\$1,526.62	\$2,063.00
4119053	Quick Foam Marker System (Less switch box and wire harness, requires 4119052, SDI Control System)	\$1,494.06	\$2,019.00
4119054	Actuators, Electric Boom Lift (one pair) (Converts Deluxe manual lift booms to electric lift. For use with Deluxe Booms 4132046, 4132048 & Convertible boom 4132044, and Windbreaker 2000, 2702229. Requires 4119052 SDI Control System) - Limited Availability (replaced by 4267393)	\$1,704.96	\$2,304.00
4267393	Actuators, Electric over Hydraulic Boom Lift (one pair) (Converts Deluxe manual lift booms to electric over hydraulic lift. For use with Deluxe Booms 4267390, 4267391, 4267392, [4132044, 4132046, 4132048], and Windbreaker 2000, 2702229. Requires 4119052 SDI Control System)	\$2,154.14	\$2,911.00
4119055	Actuator, Electric Center Section Lift (For center section of shielded boom) (For use with Windbreaker 2000, 2702229. Requires 4119052 SDI Control System) - Limited Availability (replaced by 4267394)	\$964.96	\$1,304.00
4267394	Actuator, Electric over Hydraulic Center Section Lift (For center section of shielded boom) (For use with Windbreaker 2000, 2702229. Requires 4119052 SDI Control System)	\$1,262.44	\$1,706.00

Model No.	Description	NJPA Price 26% Disc.	List Price USD
<u>RAVEN ELECTRIC CONTROLLER & OPTIONS (Ex Works Visalia, CA Order from Charlotte, NC)</u>			
4119056	Raven SCS330 Control System (Includes SDI motorized boom valves, pressure regulator, flow meter, control console and special wire harness from Raven Console to wire harness connector, all hoses and fittings, less speed sensor)	\$3,256.00	\$4,400.00
4119057	Raven SCS440 Control System (Includes SDI motorized boom valves, pressure regulator, flow meter control console and special wire harness from Raven Console to wire harness connector, all hoses and fittings, less speed sensor)	\$3,939.76	\$5,324.00
4119058	Quick Foam Marker System (Includes switch box, requires 4119056 or 4119057, Raven Control System)	\$1,428.94	\$1,931.00
4119059	Actuators, Electric Boom Lift (one pair) (Converts Deluxe manual lift booms to electric lift. For use with Deluxe Booms 4132046, 4132048 & Convertible boom 4132044, and Windbreaker 2000, 2702229. Requires 4119052 SDI Control System) - Limited Availability (replaced by 4267395)	\$1,659.82	\$2,243.00
4267395	Actuators, Electric over Hydraulic Boom Lift (one pair) (Converts Deluxe manual lift booms to electric over hydraulic lift. For use with Deluxe Booms 4267390, 4267391, 4267392, [4132044, 4132046, 4132048], and Windbreaker 2000, 2702229. Requires 4119052 SDI Control System)	\$2,192.62	\$2,963.00
4119060	Actuator, Electric Center Section Lift (For center section of shielded boom) (Requires 4119056 or 4119057 Raven Control System) - Limited Availability (replaced by 4267396)	\$976.80	\$1,320.00
4267396	Actuator, Electric Center Section Lift (For center section of shielded boom) (Requires 4119056 or 4119057 Raven Control System)	\$1,228.40	\$1,660.00
<u>SPEED SENSORS (Dealer Installed) (Ex Works Visalia, CA Order from Charlotte, NC)</u>			
895074	Radar gun speed sensor for Raven 330 or 440 system when mounted on any Truckster or SprayTek (includes mounting bracket)	\$1,544.38	\$2,087.00
4119061	Wheel drive speed sensor for Raven 330 or 440 when mounted on any Truckster or SprayTek (for use with 4119056 or 4119057)	\$397.38	\$537.00
4267397	GPS speed sensor for Raven controls	\$589.04	\$796.00
<u>DELUXE BOOMS (Dealer Installed) (Ex Works Visalia, CA Order from Charlotte, NC)</u>			
4267390	CONVERTIBLE DELUXE SPRAY BOOM, 15 - 21 ft. Full 21 ft. fairway boom (13 triple nozzles)	\$2,042.40	\$2,760.00
4119050	Ground contour wheel kit for Deluxe boom (10" spacing boom)	\$389.98	\$527.00
4119051	Ground contour wheel kit for Deluxe & Convertible boom (20" spacing boom)	\$370.00	\$500.00
4267391	15 ft. dry Deluxe manual lift boom, 9 triple nozzles on 20" centers (replaces 4132046)	\$1,596.18	\$2,157.00
4267392	15 ft. dry Deluxe manual lift boom, 17 triple nozzles on 10" centers (replaces 4132048)	\$2,030.56	\$2,744.00
4132049	Gage wheel (one pair)	\$163.54	\$221.00
<u>WINDBREAKER 2000 BOOM (Dealer Installed) (Ex Works Visalia, CA Order from Charlotte, NC)</u>			
2702229	WINDBREAKER 2000 Shielded Turf Boom, 15 ft.	\$4,092.94	\$5,531.00
2702231	Wilger Spray Tip Monitor Kit, 3 modular flow columns, mounting bracket, hose, fittings, clamps, installation instructions	\$197.58	\$267.00
<u>ACCESSORIES (Dealer Installed) (Ex Works Visalia, CA Order from Charlotte, NC)</u>			
4267398	Low level shut off kit	\$298.22	\$403.00
893304	Air gap-anti siphon filler assembly (fold down type)	\$76.22	\$103.00
889907	Chrome roller and spool assembly	\$274.54	\$371.00
889895	Hose reel, electric, includes mounting bracket, less spray hose	\$1,178.82	\$1,593.00
889896	Hose reel, manual, includes mounting bracket, less spray hose	\$533.54	\$721.00
889951	Spray gun (GreenGarde JD9CT)	\$236.80	\$320.00

Model No.	Description	NJPA Price 26% Disc.	List Price USD
889950	Spray gun (Spraying System 43H brass)	\$158.36	\$214.00
889908	Spray kit, 25 ft, includes hose, fittings, 43HA gun and hose hanger	\$256.78	\$347.00
891638	Spray kit, 50 ft, includes hose, fittings, 43HA gun and hose hanger	\$324.86	\$439.00
891376	Spray hose, 100 ft, includes fittings	\$192.40	\$260.00
891377	Spray hose, 150 ft, includes fittings	\$268.62	\$363.00
891378	Spray hose, 200 ft, includes fittings	\$347.80	\$470.00
4160320	Lightweight Walking Boom with standard carrier bracket	\$1,183.26	\$1,599.00
4160321	Speedometer Option for Lightweight Walking Booms	\$251.60	\$340.00

CUSHMAN SPRAYTEK Third-party Accessories

The following attachments have been designed and approved for use by the respective manufacturer on the Cushman Spraytek.

Cab Air Filtration (Charcoal) Systems

Arctic Traveler (Canada) Ltd.

1416 Graham's Lane

Burlington, Ontario

Canada L7S 1W3

Phone: 905-637-3468 Fax: 905-637-3363

ROPS (Roll-Over Protective Structures) for recent legacy models

ROPS Unless otherwise noted, ROPS is standard on all current production vehicles. ROPS kits for recent legacy models are listed below.

4204383	GK IV Gas - ROPS Kit w/ seatbelt	\$774.04	\$1,046.00
LMAC142	G-Plex III - OPS Kit w/ seatbelt	\$851.00	\$1,150.00
069157	Tri-King - ROPS Kit w/ seatbelt	\$705.96	\$954.00
LMAC164	TR-3, AR-3 - OPS Kit w/ seatbelt	\$826.58	\$1,117.00
066194	SLF-1880 - ROPS Kit w/ seatbelt	\$855.44	\$1,156.00
067844	LF-3400, LF-3800, LF-4675, LF-4677, AR-5, AR-522 - ROPS Kit w/ seatbelt	\$836.94	\$1,131.00
078138	HR-9016 - ROPS Kit w/ seatbelt	\$1,480.74	\$2,001.00
894761	Turf-Truckster, SprayTek - ROPS Kit w/ seatbelt and integrated canopy	\$759.24	\$1,026.00
4205580	Turf-Truckster, SprayTek - ROPS Kit	\$416.62	\$563.00

WHOLEGOODS PRICE LIST EFFECTIVE MARCH 1, 2013

These pages are a complete revision of this section of
your price book. All prices are effective March 1, 2013.

KUBOTA

T, GR, G SERIES

This page intentionally left blank.

T, GR, G SERIES

		PAGE NUMBER	MODEL	GROSS ENGINE H.P.	SUGGESTED LIST PRICE	
CURRENT MODELS	T SERIES	1-4	T1880A-42	18.0	\$3,598.00	
		1-5	T2080A-42	20.0	\$4,248.00	
		1-6	T2380A-48	23.0	\$4,998.00	
		1-7	T Series Matching Chart			
		1-8	T Series Implements and Attachments			
	GR 20 SERIES	1-9	GR2020G-48	20.0	\$8,362.00	
		1-9	GR2020GB48	20.0	\$8,413.00	
		1-10	GR2120-48	21.0	\$9,260.00	
		1-10	GR2120-54	21.0	\$9,388.00	
		1-10	GR2120B54	21.0	\$9,439.00	
		1-13	GR Series Matching Chart			
		1-14	GR Series Implements and Attachments			
	GR 10 SERIES	1-11	GR2010GA-48*	20.0	\$7,998.00	
		1-11	GR2010GAB-48*	20.0	\$8,048.00	
		1-12	GR2110-48*	21.0	\$8,878.00	
		1-12	GR2110-54*	21.0	\$9,003.00	
		1-12	GR2110B54*	21.0	\$9,053.00	
		1-16	T / GR / G / GF Series Replacement Engines			

* Subject to availability.

T1880

*** EQUIPMENT IN STANDARD MACHINE ***

GAS ENGINE

Model CH540V
Kohler, 1 Cyl., 4 Cycle
Overhead Valves — Air Cooled
+18.0 HP
32.6 cu. in., 535 c.c.
Electric Start
Charging System:
18 Amp @ 3200 rpm
Dry Type (Paper) Element
w/Foam Precleaner (Single)

OPERATING FEATURES

Single Pedal HST
Adjustable Seat
Cup Holder

TRANSMISSION

Hydrostatic
Forward Speeds 0 - 5.6 mph
Reverse Speeds 0 - 3.1 mph

FLUID CAPACITY

Fuel Tank 4.0 gal.
Engine Oil 0.4 gal.
Transmission 0.73 gal.

TIRES

Front 15 x 6.00 - 6
Rear 22 x 11.0 - 10

DIMENSIONS

Height 42.9"
Length 72.8"
Wheel Base 50.8"
Uncut Grass Radius 33.4"
Turning Radius 6.3 ft
@ Outer Front Tire

SAFETY EQUIPMENT

Operator Presence Control
Safety Start Switch
Headlights
Parking Brake with Auto. HST
Pedal Lockout
KRA System

MID-MOUNT MOWER

42" Cutting Width Infinity Deck
2 Blades
One Touch Dial Cutting Height
Adjustment
Cutting Height 1.0" - 4.0"
Manual Lift w/Gas Shocks
Belt Tension PTO Clutch
Mulching Function Included
- no additional baffle or blade
blade necessary

+ Manufacturer Estimate

ORDER CODE	DESCRIPTION	APPROX. SHIP WT.	SUGGESTED LIST PRICE
*** STANDARD MACHINE ***			
T1880A-42	18 Hp Lawn Tractor 42" Infinity Mower Deck	700	\$ 3,598.00

T2080

*** EQUIPMENT IN STANDARD MACHINE ***

GAS ENGINE

Model GH710V
Kohler, 2 Cyl., 4 Cycle
Overhead Valves — Air Cooled
+20.0 HP
44.2 cu. In., 725 cc
Electric Start
Charging System:
20 Amp @ 3200 rpm
Dry Type (Paper) Element
w/Foam Precleaner (Single)

OPERATING FEATURES

Cushion Ride Suspension
Adjustable Hi-Back Seat
Cruise Control - Standard
Single Pedal HST
Cup Holder

TRANSMISSION

Hydrostatic
Forward Speeds 0 - 5.6 mph
Reverse Speeds 0 - 3.1 mph

FLUID CAPACITY

Fuel Tank 4.0 gal.
Engine Oil 0.48 gal.
Transmission 0.73 gal.

TIRES

Front 15 x 6.00 - 6
Rear 22 x 11.0 - 10

DIMENSIONS

Height 44.3"
Length 72.8"
Wheel Base 50.8"
Uncut Grass Radius 33.4"
Turning Radius 6.3 ft
@ Outer Front Tire

SAFETY EQUIPMENT

Operator Presence Control
Safety Start Switch
Headlights
Parking Brake with Auto. HST
Pedal Lockout
KRA System

MID-MOUNT MOWER

42" Cutting Width Infinity Deck
2 Blades
One Touch Dial -
Cutting Height Adjustment
Cutting Height 1.0" - 4.0"
Manual Lift w/Gas Shocks
Belt Tension PTO Clutch
Mulching Function Included
- no additional baffle or blade
blade necessary

+ Manufacturer Estimate

ORDER CODE	DESCRIPTION	APPROX. SHIP WT.	SUGGESTED LIST PRICE
*** STANDARD MACHINE ***			
T2080A-42	20 Hp Lawn Tractor 42" Infinity Mower Deck	1000	\$ 4,248.00

T2380

*** EQUIPMENT IN STANDARD MACHINE ***

GAS ENGINE

Model GH720V
Kohler, 2 Cyl., 4 Cycle
Overhead Valves — Air Cooled
V-Twin
+23.0 HP
44.2 cu. In., 725 cc
Electric Start
Charging System:
13 Amp @ 3200 rpm
Dry Type (Paper) Element
w/Foam Precleaner (Single)

OPERATING FEATURES

Cushion Ride Suspension
Adjustable Hi-Back Seat
Cruise Control - Standard
Single Pedal HST
Cup Holder

TRANSMISSION

Hydrostatic
Forward Speeds 0 - 5.6 mph
Reverse Speeds 0 - 3.1 mph

FLUID CAPACITY

Fuel Tank 4.0 gal.
Engine Oil 0.48 gal.
Transmission 0.73 gal.

TIRES

Front 15 x 6.00 - 6
Rear 22 x 11.0 - 10

DIMENSIONS

Height 44.3"
Length 72.8"
Wheel Base 54.3"
Uncut Grass Radius 31.4"
Turning Radius 6.3 ft
@ Outer Front Tire

SAFETY EQUIPMENT

Operator Presence Control
Safety Start Switch
Headlights
Parking Brake with Auto. HST
Pedal Lockout
KRA System

MID-MOUNT MOWER

48" Cutting Width Infinity Deck
2 Blades
One Touch Dial -
Cutting Height Adjustment
Cutting Height 1.0" - 4.0"
Manual Lift w/Gas Shocks
Belt Tension PTO Clutch
Mulching Function Included
- no additional baffle or blade
blade necessary

+ Manufacturer Estimate

ORDER CODE	DESCRIPTION	APPROX. SHIP WT.	SUGGESTED LIST PRICE
---------------	-------------	---------------------	-------------------------

*** STANDARD MACHINE ***

T2380A-48	23 Hp Lawn Tractor 48" Infinity Mower Deck	1000	\$ 4,998.00
------------------	--	------	-------------

T Series Matching Chart

T SERIES IMPLEMENT / ATTACHMENT CHART

Model	T1880A-42	T2080A-42	T2380A-48
Implements			
Grass Catcher -- GCK48-LT23 (1)	X	X	X
42" Replacement Deck -- RCK42-LT20	X	X	--
48" Replacement Deck -- RCK48-LT23	--	--	X
48" Front Blade -- T2722	X	X	X
46" Two-stage Snowblower -- T2724 (2)	X	X	X
Attachments			
Boot Kit (for 42" Deck) -- T2717	X	X	--
Boot Kit (for 48" Deck) -- T2718	--	--	X
42" Replacement Blade Set -- K5124-97520	X	X	--
48" Replacement Blade Set -- K5184-97520	--	--	X
Optional 42" High Lift Blade Set -- K5253-97520	X	X	--
Optional 48" High Lift Blade Set -- K5184-97530	--	--	X
Cruise Control Kit -- T2719	X	Std.	Std.
Hour Meter Kit -- K2561-62510	X	X	X
Spark Arrester -- 70000-01602	X	X	X
Rear Weight Bracket -- T2713	X	X	X
Suitcase Weight -- G8103	X	X	X

(1) Boot Kit T2717 or T2718 is required for use with Grass Catcher

(2) Snowblower applications require T2713 Rear Weight Bracket and (5) G8103 Suitcase Weights

T Series Implements and Attachments

ORDER CODE	DESCRIPTION	APPROX. SHIP WT.	SUGGESTED LIST PRICE
GRASS CATCHERS			
GCK48-LT23	2-Bag Grass Catcher, 7 bu. Capacity Fits T80 Series 42" & 48" Mower Decks Requires Boot Kit	70	\$ 498.00
OPTIONAL / REPLACEMENT MOWER BLADES			
K5124-97520	42" Standard Replacement Blade Set (contains left & right)	See Parts Price Book for Pricing	
K5184-97520	48" Standard Replacement Blade Set (contains left & right)	See Parts Price Book for Pricing	
K5253-97520	42" Optional High Lift Blade Set (contains left & right) *Assists Grass Catcher applications in heavy & wet grass	See Parts Price Book for Pricing	
K5184-97530	48" Optional High Lift Blade Set (contains left & right) *Assists Grass Catcher applications in heavy & wet grass	See Parts Price Book for Pricing	
BOOT KIT, required for use with GCK48-LT23			
T2717	Boot Kit for T1880A-42 & T2080A-42	7	\$ 86.00
T2718	Boot Kit for T2380A-48	7	\$ 86.00
MID MOUNT MOWERS (replacement)			
RCK42-LT20	42" Replacement Deck for T1880A & T2080A	208	\$ 806.00
RCK48-LT23	48" Replacement Deck for T2380A	208	\$ 1,040.00
CRUISE CONTROL KIT			
T2719	For T1880A-42 (standard on T2080A-42 & T2380A-48)	2	\$ 29.00
HOUR METER KIT			
K2561-62510	For all T80(A) Series Lawn & Garden Tractors	Order from Parts Department	
SPARK ARRESTER			
70000-01602	For all T80(A) Series Lawn & Garden Tractors	Order from Parts Department	
FRONT BLADE			
T2722	48" Light Snow / Utility Blade, Manual Lift & Angle	85	\$ 548.00
SNOWBLOWER			
T2724	46" Two-stage Snowblower Requires T2713 Rear Weight Bracket and (5) G8103 Suitcase Weights	307	\$ 2,018.00
REAR WEIGHT BRACKET			
T2713	Required with (5) G8103 Suitcase Weights for use with T2724 Snowblower	14	\$ 96.00
SUITCASE WEIGHTS			
G8103	Suitcase Weight, 25 lbs.	25	\$ 37.00

GR2020

*** EQUIPMENT IN STANDARD MACHINE ***

GAS ENGINE

Model GH630
2 Cyl., 4 cycle OHV
Overhead Valve - Air Cooled
+20 HP Kohler
Electric Start

TRANSMISSION

Hydrostatic - Glide Steer
Forward Speed 0 - 6.2 mph
Reverse Speed 0 - 3.1 mph
Shaft drive - All Wheel Drive

SAFETY EQUIPMENT

Safety Start Switch
Electric Key Shut Off
Internal Expanding Brakes
Parking Brakes
Kubota Reverse Awareness System

FEATURES

Hydrostatic Power Steering
All Wheel Drive
Shaft Drive Transmission
Shaft Mower Drive
Hydraulic Implement Lift
Fuel Gauge
Cup Holder
Adjustable Seat
"Glide Steer" Technology

FLUID CAPACITY

Fuel Tank	4.8 gal
Engine Crankcase	3.0 qts
Transmission	2.6 qts

POWER TAKE OFF

Wet mechanical PTO clutch
Shaft Drive
Live Continuous Running

TIRES AND WHEELS

Front 16 x 7.50 - 8 Turf/Bar
Rear 23 x 10.5 - 12 Turf/Bar

MOWER

48" Fine Cut Deep Deck Mower
1-4" Cut height
5" Deep deck design
1/4" Height adjustment

DIMENSIONS

Overall Height	48.4"
Overall Length	77.1"
Overall Width	60.4"
Weight	862 lbs

+ Manufacturer Estimate

ORDER CODE	DESCRIPTION	APPROX. SHIP WT.	SUGGESTED LIST PRICE
------------	-------------	------------------	----------------------

*** STANDARD MACHINE ***

GR2020G-48	20 Hp Lawn & Garden Tractor 48" Stamped Mower Deck w/ Turf Tires	1453	\$ 8,362.00
GR2020GB48	20 Hp Lawn & Garden Tractor 48" Stamped Mower Deck w/ Bar Tires	1444	\$ 8,413.00

*** TIRES AND WHEELS ***

AGRR8670	Front Turf Tire, 16 x 7.50 - 8 (Right and Left)	13	\$ 75.00
AGRR8660	Rear Turf Tire, 23 x 10.50 - 12 (Right and Left)	34	\$ 128.00
AGRR8672	Front Bar Tire, 16 x 7.50 - 8 (Right and Left)	13	\$ 86.00
AGRR8662	Rear Bar Tire, 23 x 10.50 - 12 (Right and Left)	34	\$ 144.00

GR2120

*** EQUIPMENT IN STANDARD MACHINE ***

DIESEL ENGINE

Model D782
3 Cyl., 47.5 cu. In.
Kubota liquid cooled
+21 Gross Eng. HP
@ 3200 Eng. RPM
12V 75 Amp Hour Battery
14.5 Amp Charge Output

FEATURES

Hydrostatic Power Steering
All Wheel Drive
Shaft Drive Transmission
Shaft Mower Drive
Hydraulic Implement Lift
Fuel Gauge
Cup Holder
Adjustable Seat
"Glide Steer" Technology

TRANSMISSION

Hydrostatic - Glide Steer
Forward Speed 0 - 6.2 mph
Reverse Speed 0 - 3.1 mph
Shaft drive - All Wheel Drive

FLUID CAPACITY

Fuel Tank	4.8 gal
Engine Crankcase	3.0 qts
Transmission	2.6 qts

TIRES AND WHEELS

Front 16 x 7.50 - 8 Turf/Bar
Rear 23 x 10.5 - 12 Turf/Bar

DIMENSIONS

Overall Height	48.4"
Overall Length	77.1"
Overall Width (48" Deck)	60.4"
(54" Deck)	66.3"
Weight	947 lbs

SAFETY EQUIPMENT

Safety Start Switch
Electric Key Shut Off
Internal Expanding Brakes
Parking Brakes
Kubota Reverse Awareness System

POWER TAKE OFF

Wet mechanical PTO clutch
Shaft Drive
Live Continuous Running

MOWER

Fine Cut Deep Deck Mower
1-4" Cut height
5" Deep deck design
1/4" Height adjustment
48" Deck - GR2120-48
54" Deck - GR2120-54/GR2120B54

+ Manufacturer Estimate

ORDER CODE	DESCRIPTION	APPROX. SHIP WT.	SUGGESTED LIST PRICE
------------	-------------	------------------	----------------------

*** STANDARD MACHINE ***

GR2120-48	21 Hp Lawn & Garden Tractor 48" Stamped Mower Deck w/ Turf Tires	1537	\$ 9,260.00
GR2120-54	21 Hp Lawn & Garden Tractor 54" Stamped Mower Deck w/ Turf Tires	1544	\$ 9,388.00
GR2120B54	21 Hp Lawn & Garden Tractor 54" Stamped Mower Deck w/ Bar Tires	1531	\$ 9,439.00

*** TIRES AND WHEELS ***

AGRR8670	Front Turf Tire, 16 x 7.50 - 8 (Right and Left)	13	\$ 75.00
AGRR8660	Rear Turf Tire, 23 x 10.50 - 12 (Right and Left)	34	\$ 128.00
AGRR8672	Front Bar Tire, 16 x 7.50 - 8 (Right and Left)	13	\$ 86.00
AGRR8662	Rear Bar Tire, 23 x 10.50 - 12 (Right and Left)	34	\$ 144.00

GR2010GA

*** EQUIPMENT IN STANDARD MACHINE ***

GAS ENGINE

Model GH630
2 Cyl., 4 cycle OHV
Overhead Valve - Air Cooled
+20 HP Kohler
Electric Start

DIMENSIONS

Overall Height 48.4"
Overall Length 77.1"
Overall Width 60.4"
Weight 862 lbs

SAFETY EQUIPMENT

Safety Start Switch
Electric Key Shut Off
Internal Expanding Brakes
Parking Brakes
Kubota Reverse Awareness System

TRANSMISSION

Hydrostatic - Glide Steer
Forward Speed 0 - 6.2 mph
Reverse Speed 0 - 3.1 mph
All wheel drive
Shaft drive

MOWER

48" Fine Cut Deep Deck Mower
1-4" Cut height
5" Deep deck design
1/4" Height adjustment

POWER TAKE OFF

Wet mechanical PTO clutch
Shaft Drive
Live Continuous Running

FEATURES

Hydrostatic Power Steering
All Wheel Drive
Shaft Drive Transmission
Shaft Mower Drive
Hydraulic Implement Lift
Fuel Gauge
Cup Holder
Adjustable Seat
"Glide Steer" Technology

FLUID CAPACITY

Fuel Tank 4.8 gal
Engine Crankcase 3.0 qts
Transmission 2.6 qts

TIRES AND WHEELS

Front 16 x 7.50 - 8 Turf/Bar
Rear 23 x 10.5 - 12 Turf/Bar

+ Manufacturer Estimate

ORDER CODE	DESCRIPTION	APPROX. SHIP WT.	SUGGESTED LIST PRICE
*** STANDARD MACHINE ***			
GR2010GA-48	* 20 HP Lawn & Garden Tractor 48" Stamped Mower Deck with Turf tires	1453	\$ 7,998.00
GR2010GAB-48	* 20 HPLawn and Garden Tractor 48" Stamped Mower Deck with Bar tires	1444	\$ 8,048.00
*** TIRES AND WHEELS ***			
AGRR8670	Front Turf Tire, 16 x 7.50 - 8 (Right and Left)	13	\$ 75.00
AGRR8660	Rear Turf Tire, 23 x 10.50 - 12 (Right and Left)	34	\$ 128.00
AGRR8672	Front Bar Tire, 16 x 7.50 - 8 (Right and Left)	13	\$ 86.00
AGRR8662	Rear Bar Tire, 23 x 10.50 - 12 (Right and Left)	34	\$ 144.00

* Subject to availability.

GR2110

*** EQUIPMENT IN STANDARD MACHINE ***

DIESEL ENGINE

Model D782
3 Cyl., 47.5 cu. in.
Kubota liquid cooled
+21Gross Eng. HP
@3200 Eng. rpm
12V 75 Amp Hour Battery
Charging output 14.5 amps

TRANSMISSION

Hydrostatic - Glide Steer
Forward Speed 0 - 6.2 mph
Reverse Speed 0 - 3.1 mph
All wheel drive
Shaft drive

FLUID CAPACITY

Fuel Tank 4.8 gal
Engine Crankcase 3.0 qts
Transmission 2.6 qts

TIRES AND WHEELS

Front 16 x 7.50 - 8 Turf/Bar
Rear 23 x 10.5 - 12 Turf/Bar

DIMENSIONS

Overall Height 48.4"
Overall Length 77.1"
Overall Width 66.3"
Weight 947 lbs.

MOWER

(GR2110-48)
48" Fine cut deep deck
1-4" Cut height
5" Deep Deck design
1/4" Height adjustment

MOWER

(GR2110-54/GR2110B54)
54" Fine cut deep deck
1-4" Cut height
5" Deep deck design
1/4" Height adjustment

POWER TAKE OFF

Wet mechanical PTO clutch
Shaft Drive
Live Continuous Running

SAFETY EQUIPMENT

Safety Start Switch
Electric Key Shut Off
Internal Expanding Brakes
Parking Brakes
Kubota Reverse Awareness System

FEATURES

Hydrostatic Power Steering
All Wheel Drive
Shaft Drive Transmission
Shaft Mower Drive
Hydraulic Implement Lift
Fuel Gauge
Cup Holder
Adjustable Seat
"Glide Steer" Technology

+ Manufacturer Estimate

ORDER CODE	DESCRIPTION	APPROX. SHIP WT.	SUGGESTED LIST PRICE
*** STANDARD MACHINE ***			
GR2110-48	* 21 HP Lawn & Garden Tractor 48" Stamped Mower Deck with Turf tires	1537	\$ 8,878.00
GR2110-54	* 21 HP Lawn & Garden Tractor 54" Stamped Mower Deck with Turf tires	1544	\$ 9,003.00
GR2110B54	* 21 HP Lawn & Garden Tractor 54" Stamped Mower Deck with Bar tires	1531	\$ 9,053.00
*** TIRES AND WHEELS ***			
AGRR8670	Front Turf Tire, 16 x 7.50 - 8 (Right and Left)	13	\$ 75.00
AGRR8660	Rear Turf Tire, 23 x 10.50 - 12 (Right and Left)	34	\$ 128.00
AGRR8672	Front Bar Tire, 16 x 7.50 - 8 (Right and Left)	13	\$ 86.00
AGRR8662	Rear Bar Tire, 23 x 10.50 - 12 (Right and Left)	34	\$ 144.00

* Subject to availability.

GR Series Matching Chart

GR SERIES IMPLEMENT / ATTACHMENT CHART

<i>Model</i>	GR2020G	GR2120	GR2010GA*	GR2110*
Implements				
Grass Catcher -- GCK54-GR	X	X	X	X
48" Replacement Deck -- RCK48-GR	X	GR2120-48	X	GR2110-48
54" Replacement Deck -- RCK54-GR	--	GR2120-54, GR2120B54	--	GR2110-54, GR2110B54
48" Front Blade -- GR2705	X	X	X	X
46" Two-stage Snowblower -- GR2707 ^① ^②	--	--	X	X
46" Two-stage Snowblower -- GR2728 ^①	X	X	--	--
Attachments				
48" Mulch Kit -- GR2708	X	GR2120-48	--	--
54" Mulch Kit -- GR2709	--	GR2120-54, GR2120B54	--	--
48" Mulch Kit -- ZG3049	X	--	X	GR2110-48
54" Mulch Kit -- ZG3059	--	--	--	GR2110-54, GR2110B54
Armrest, Seat Option -- GR2702	X	X	X	X
Rear Weight Bracket -- GR2703	X	X	X	X
Suitcase Weight -- G8103	X	X	X	X
Tires (Replacement)				
AGRR8672 Front Bar Tire, 16 x 7.5 – 8	GR2020GB48	GR2120B54	GR2010GAB-48	GR2110B54
AGRR8662 Rear Bar Tire, 23 x 10.5 - 12				
AGRR8670 Front Turf Tire, 16 x 7.5 - 8	GR2020G-48	GR2120-48, GR2120-54	GR2010GA-48	GR2110-48, GR2110-54
AGRR8660 Rear Turf Tire, 23 x 10.5 - 12				

① Snowblower applications require GR2703 Weight Bracket and (4) G8103 Suitcase Weights (not compatible with GR20 Series)

② Compatibility of GR2707 on GR20 Series requires GR2729 Adaptor Kit.

GR Series Implements and Attachments

ORDER CODE	DESCRIPTION	APPROX. SHIP WT.	SUGGESTED LIST PRICE
GRASS CATCHERS			
GCK54-GR	3-Bag Grass Catcher, 10 bu. Capacity Fits GR Series 48" & 54" Mower Decks	212	\$ 1,437.00
MID MOUNT MOWERS (replacement)			
RCK48-GR	48" Deck for GR2010GA-48, GR2010GAB-48, GR2110-48, GR2020G-48, GR2020GB48, and GR2120-48 (s/n above 15656 for GR20 Series)	331	\$ 1,595.00
RCK54-GR	54" Deck for GR2110-54, GR2110B54, GR2120-54, GR2120B54 (s/n above 22869 for GR20 Series)	256	\$ 1,724.00
MULCHING KITS			
GR2708	Mulch Kit for RCK48-GR (s/n above 15656) on GR20 Series	24	\$ 163.00
GR2709	Mulch Kit for RCK54-GR (s/n above 22869) on GR20 Series	20	\$ 175.00
ZG3049	Mulch Kit for RCK48-GR (s/n below 15656) on GR00 /GR10 Series	20	\$ 163.00
ZG3059	Mulch Kit for RCK54-GR (s/n below 22869) on GR00 /GR10 Series	24	\$ 175.00
OPTIONAL / REPLACEMENT MOWER BLADES			
K5575-97530	48" Standard Replacement Blade Set (3 blades)	See Parts Price Book for Pricing	
K5575-97590	48" Replacement Mulch Blade Set (3 blades)	See Parts Price Book for Pricing	
K5617-97530	54" Standard Replacement Blade Set (3 blades)	See Parts Price Book for Pricing	
K5617-97590	54" Replacement Mulch Blade Set (3 blades)	See Parts Price Book for Pricing	
FRONT BLADE			
GR2705	48" Light Snow / Utility Blade, Manual Lift & Angle	91	\$ 560.00
SNOWBLOWER			
GR2707	46" Two-stage Snowblower w/ Hydraulic Lift for GR00/GR10 Series, Requires GR2703 Rear Weight Bracket and (4) G8103 Suitcase Weights	260	\$ 2,488.00
GR2728	46" Two-stage Snowblower w/ Hydraulic Lift for GR20 Series, Requires GR2703 Rear Weight Bracket and (4) G8103 Suitcase Weights	TBD	\$ 2,488.00
GR2729	Snowblower Adaptor Kit For use with GR2707 on GR20 Series applications	TBD	\$ 192.00
OPTIONAL ATTACHMENTS, SNOWBLOWER			
GB2513	Electric Chute Deflector Kit	3	\$ 512.00
GB2514B-1	Electric Chute Rotator Kit	5	\$ 380.00
REAR WEIGHT BRACKET			
GR2703	Required with (4) G8103 Suitcase Weights for use with GR2707 Snowblower	12	\$ 71.00

GR Series Implements and Attachments

ORDER CODE	DESCRIPTION	APPROX. SHIP WT.	SUGGESTED LIST PRICE
SUITCASE WEIGHTS			
G8103	Suitcase Weight, 25 lbs.	25	\$ 37.00
ADDITIONAL ATTACHMENTS			
GR2702	Armrest, Seat Option	7	\$ 55.00
70000-01602	Spark Arrestor	See Parts Price Book for Pricing	
70000-74128	Block Heater, requires kit 70000-02324	See Parts Price Book for Pricing	

T / GR / G / GF Series Replacement Engines

ORDER CODE	DESCRIPTION	FACTORY NUMBER	APPROX. SHIP WT.	SUGGESTED LIST PRICE
TIER I				
E7198-00000	① Replacement engine for T1460			(See Parts Price Book for Pricing)
12498-00000	① Replacement engine for T1560			(See Parts Price Book for Pricing)
E7199-00000	① Replacement engine for T1760			(See Parts Price Book for Pricing)
12499-00000	① Replacement engine for T1700HX			(See Parts Price Book for Pricing)
LE601-00000	① Replacement engine for TG1860G			(See Parts Price Book for Pricing)
D722-E-GX	Replacement engine for TG1860		220	\$ 2,468.00
D662	Replacement engine for G1800, G1800S		216	\$ 2,646.00
D722	Replacement engine for G1900, G1900S		220	\$ 2,881.00
WG750	② Replacement engine for G2000, G2000S		213	
D782EG21	Replacement engine for G2160, G2160-R48S, GR2100		225	\$ 3,169.00
WG752ES24G	Replacement engine for G2460G		225	\$ 2,689.00
D722-EFM	Replacement engine for GF-1800, GF-1800E		220	\$ 2,881.00
TIER II				
D662E2G	Replacement engine for G1800, G1800S		216	\$ 3,266.00
D722E2GX	Replacement engine for TG1860		220	\$ 2,881.00
D722E2G	Replacement engine for G1900/G1900S		220	\$ 2,881.00
D722E2GF	Replacement engine for GF1800, GF1800F		220	\$ 2,881.00
D782E2G21	Replacement engine for G2160/R48S		225	\$ 3,169.00
D782E2GX	Replacement engine for GR2100		225	\$ 3,169.00
TIER III				
E7187-00000	① Replacement engine for T1880(A)			(See Parts Price Book for Pricing)
E7186-00000	① Replacement engine for T2080(A)			(See Parts Price Book for Pricing)
E7185-00000	① Replacement engine for T2380(A)			(See Parts Price Book for Pricing)
E7188-00000	① Replacement engine for GR2000/2010/2020			(See Parts Price Book for Pricing)
TIER IV				
D782E3GX	Replacement engine for GR2100/2110/2020		225	\$ 3,431.00
D722E3GX	Replacement engine for TG1860		220	\$ 3,150.00
D722E3G	Replacement engine for G1900, G1900S		220	\$ 3,150.00
D722E3GF	Replacement engine for GF1800-2 / R / GF1800		220	\$ 3,150.00
D782E3G21	Replacement engine for G2160, G2160-R48S		225	\$ 3,431.00

① Must order through Parts Department. Price subject to change quarterly, refer for Parts for pricing.

② No longer available as replacement engine. Please rebuild from parts.

WHOLEGOODS PRICE LIST EFFECTIVE MARCH 1, 2013

These pages are a complete revision of this section and contain new model and product information. All prices are effective as of March 1, 2013.

NOTE: Tire prices appear per piece.

This page intentionally left blank.

	PAGE NUMBER	MODEL	GROSS ENGINE H.P.	SUGGESTED LIST PRICE
CURRENT MODELS				
Kommander ZG100 Series	Gas	2-4	ZG124E-48 ①	24 \$ 4,985.00
		2-5	ZG123S-48 ①	23 \$ 5,458.00
		2-6	ZG127E-54 ①	27 \$ 5,827.00
		2-7	ZG127S-54 ①	27 \$ 6,300.00
		2-8	ZG100 Series Matching Chart	
		2-8	ZG100 Series Implements & Attachments	
Z200 Series	Gas	2-9	ZG222A-48S	22 \$ 8,160.00
		2-9	ZG222A-48	22 \$ 8,568.00
		2-10	ZG227A-54	27 \$ 9,894.00
		2-10	ZG227LA-60	27 \$ 10,190.00
	Diesel	2-11	ZD221-48	21 \$ 11,659.00
		2-11	ZD221-54	21 \$ 11,863.00
		2-12	Z200 Series Matching Chart	
		2-14	Z200 Series Implements & Attachments	
Z300 Series	Gas	2-17	ZG327PA-60	27 \$ 11,394.00
		2-17	ZG327RPA-60R	27 \$ 11,725.00
		2-18	ZG332P-60	32.5 \$ 14,168.00
		2-18	ZG332LP-72	32.5 \$ 14,678.00
	Pro-pane	2-19	ZP330P-60	31 \$ 15,861.00
		2-19	ZP330LP-72	31 \$ 16,422.00
	Diesel	2-20	ZD323-60	23 \$ 13,872.00
		2-21	ZD326S-60	26 \$ 14,586.00
		2-21	ZD326P-60	26 \$ 14,892.00
		2-21	ZD326RP-60R	26 \$ 14,898.00
		2-22	ZD331P-60	31 \$ 16,167.00
		2-22	ZD331RP-60R	31 \$ 16,173.00
		2-22	ZD331LP-72	31 \$ 16,677.00
		2-23	Z300 Series Matching Chart	
		2-25	Z300 Series Implements & Attachments	
F Series	Diesel	2-29	F2680E ②	25.5 \$ 16,443.00
		2-30	F3080 ②	30 \$ 20,189.00
		2-31	F3680 ②	36 \$ 21,071.00
		2-32	F Series Matching Chart	
		2-33	F Series Implements & Attachments	
		2-37	Z200 / Z300 / F Series Replacement Engines	
		2-39	Prior Models	

① Refer to Bulletin Number: DSB-2012-050 for Promo Pricing

② Price includes standard tires.

Kommander ZG124E

*** EQUIPMENT IN STANDARD MACHINE ***

GASOLINE ENGINE

Briggs & Stratton Professional Series
Air-cooled
V-Twin Vertical Shaft
24 Gross HP @ 3600 rpm*
Displacement 724 cc

TRANSMISSION

Hydro-Gear Commercial ZT3100
Integrated Zero-Turn Transaxle
Internal Parking Brake
Forward Speeds 0 - 8 mph
Reverse Speeds 0 - 4 mph

STEERING / MOTION CONTROL

(2) Hand Levers
Hydraulically Damped

FLUID CAPACITY

Fuel Tank 4.3 gal
Oil 2 qts
Transaxle 2.4 qts

TIRES AND WHEELS

Front Casters 11 x 4
Rear 22 x 10-14 Turf

DIMENSIONS

Height 65"
Length 77.5"
Width Overall 52"
Wheelbase 45.5"
Track 47.5"

OPERATING FEATURES

Zero Turn Radius
Full pressure lube system
Hands-free K-Lift Deck Lift
2 Cup Holders & 4 Storage Compartments

SAFETY EQUIPMENT

Seat Safety Switch
Control Lever Safety Switch
Parking Brake Safety Switch
Fixed ROPS

MOWER DECK

Ogura GT1A Electric Clutch
48" Cutting Width
1.5-4.5" Cut Height, Adjustable
1/4" Increments
Flexible Discharge Cover
Fabricated 10 Gauge Steel
5" Deep Design
3 Blades
18,300 fpm Blade Tip Speed
Maintenance Free Sealed Bearings

* Per SAE J1940

ORDER CODE	DESCRIPTION	APPROX. SHIP WT.	SUGGESTED LIST PRICE**
------------	-------------	------------------	------------------------

*** STANDARD MACHINE ***

ZG124E-48	Zero Turn Mower with ROPS 48" Mower	1472	\$ 4,985.00
-----------	--	------	-------------

Replacement Tires and Wheels (price per piece)

TBD	Front Casters 11 x 4	TBD
TBD	Rear 22 x 10-14 Turf Ultrascaper Z	TBD

**Refer to Bulletin Number: DSB-2012-050 for Promo Pricing

Kommander ZG123S

*** EQUIPMENT IN STANDARD MACHINE ***

GASOLINE ENGINE

Kohler Courage Professional Series
Air-cooled
V-Twin Vertical Shaft
23 Gross HP @ 3600 rpm*
Displacement 725 cc

TRANSMISSION

Hydro-Gear Commercial ZT3100
Integrated Zero-Turn Transaxle
Internal Parking Brake
Forward Speeds 0 - 8 mph
Reverse Speeds 0 - 4 mph

STEERING / MOTION CONTROL

(2) Hand Levers
Hydraulically Damped

FLUID CAPACITY

Fuel Tank 4.3 gal
Oil 2 qts
Transaxle 2.4 qts

TIRES AND WHEELS

Front Casters 11 x 4
Rear 22 x 10-14 Turf

DIMENSIONS

Height 65"
Length 77.5"
Width Overall 52"
Wheelbase 45.5"
Track 47.5"

OPERATING FEATURES

Zero Turn Radius
Full pressure lube system
Hands-free K-Lift Deck Lift
2 Cup Holders & 4 Storage Compartments
LED Headlights
Full Seat Suspension

SAFETY EQUIPMENT

Seat Safety Switch
Control Lever Safety Switch
Parking Brake Safety Switch
Fixed ROPS

MOWER DECK

48" Cutting Width
1.5-4.5" Cut Height, Adjustable
1/4" Increments
Flexible Discharge Cover
Fabricated 10 Gauge Steel
5" Deep Design
3 Blades
18,300 fpm Blade Tip Speed
Maintenance Free Sealed Bearings
Ogura GT1A Electric Clutch

* Per SAE J1940

ORDER CODE	DESCRIPTION	APPROX. SHIP WT.	SUGGESTED LIST PRICE**
------------	-------------	------------------	------------------------

*** STANDARD MACHINE ***

ZG123S-48	Zero Turn Mower with ROPS 48" Mower	1472	\$ 5,458.00
------------------	---	------	-------------

Replacement Tires and Wheels (price per piece)

TBD	Front Casters 11 x 4	TBD
TBD	Rear 22 x 10-14 Turf Ultrascaper Z	TBD

**Refer to Bulletin Number: DSB-2012-050 for Promo Pricing

Kommander ZG127E

*** EQUIPMENT IN STANDARD MACHINE ***

GASOLINE ENGINE

Briggs & Stratton
Cyclonic Commercial Turf
Air-cooled
V-Twin Verticle Shaft
27 Gross HP @ 3600 rpm*
Displacement 724 cc

TRANSMISSION

Hydro-Gear Commercial ZT3100
Integrated Zero-Turn Transaxle
Internal Parking Brake
Forward Speeds 0 - 8 mph
Reverse Speeds 0 - 4 mph

STEERING / MOTION CONTROL

(2) Hand Levers
Hydraulically Damped

FLUID CAPACITY

Fuel Tank 4.3 gal
Oil 2 qts
Transaxle 2.4 qts

TIRES AND WHEELS

Front Casters 11 x 4
Rear 22 x 10-14 Turf

DIMENSIONS

Height 65"
Length 77.5"
Width Overall 57"
Wheelbase 45.5"
Track 47.5"

OPERATING FEATURES

Zero Turn Radius
Full pressure lube system
5-step Integrated Cyclonic Air Cleaner
Hands-free K-Lift Deck Lift
2 Cup Holders & 4 Storage Compartments

SAFETY EQUIPMENT

Seat Safety Switch
Control Lever Safety Switch
Parking Brake Safety Switch
Fixed ROPS

MOWER DECK

54" Cutting Width
1.5-4.5" Cut Height, Adjustable
1/4" Increments
Flexible Discharge Cover
Fabricated 10 Gauge Steel
5" Deep Design
3 Blades
18,300 fpm Blade Tip Speed
Maintenance Free Sealed Bearings
Ogura GT1A Electric Clutch

* Per SAE J1940

ORDER CODE	DESCRIPTION	APPROX. SHIP WT.	SUGGESTED LIST PRICE**
------------	-------------	------------------	------------------------

*** STANDARD MACHINE ***

ZG127E-54	Zero Turn Mower with ROPS 54" Mower	1472	\$ 5,827.00
------------------	---	------	-------------

Replacement Tires and Wheels (price per piece)

TBD	Front Casters 11 x 4	TBD
TBD	Rear 22 x 10-14 Turf Ultrascaper Z	TBD

**Refer to Bulletin Number: DSB-2012-050 for Promo Pricing

Kommander ZG127S

*** EQUIPMENT IN STANDARD MACHINE ***

GASOLINE ENGINE

Kohler Courage Professional Series
Air-cooled
V-Twin Verticle Shaft
27 Gross HP @ 3600 rpm*
Displacement 725 cc

TRANSMISSION

Hydro-Gear Commercial ZT3100
Integrated Zero-Turn Transaxle
Internal Parking Brake
Forward Speeds 0 - 8 mph
Reverse Speeds 0 - 4 mph

STEERING / MOTION CONTROL

(2) Hand Levers
Hydraulically Damped

FLUID CAPACITY

Fuel Tank 4.3 gal
Oil 2 qts
Transaxle 2.4 qts

TIRES AND WHEELS

Front Casters 11 x 4
Rear 22 x 10-14 Turf

DIMENSIONS

Height 65"
Length 77.5"
Width Overall 57"
Wheelbase 45.5"
Track 47.5"

OPERATING FEATURES

Zero Turn Radius
Full pressure lube system
Hands-free K-Lift Deck Lift
2 Cup Holders & 4 Storage Compartments
LED Headlights
Full Seat Suspension

SAFETY EQUIPMENT

Seat Safety Switch
Control Lever Safety Switch
Parking Brake Safety Switch
Fixed ROPS

MOWER DECK

54" Cutting Width
1.5-4.5" Cut Height, Adjustable
1/4" Increments
Flexible Discharge Cover
Fabricated 10 Gauge Steel
5" Deep Design
3 Blades
18,300 fpm Blade Tip Speed
Maintenance Free Sealed Bearings
Ogura GT1A Electric Clutch

* Per SAE J1940

ORDER CODE	DESCRIPTION	APPROX. SHIP WT.	SUGGESTED LIST PRICE**
------------	-------------	------------------	------------------------

*** STANDARD MACHINE ***

ZG127S-54	Zero Turn Mower with ROPS 54" Mower	1472	\$ 6,300.00
------------------	---	------	-------------

Replacement Tires and Wheels (price per piece)

TBD	Front Casters 11 x 4	TBD
TBD	Rear 22 x 10-14 Turf Ultrascaper Z	TBD

**Refer to Bulletin Number: DSB-2012-050 for Promo Pricing

Kommander ZG100 Series Implements and Attachments

Kommander ZG100 SERIES IMPLEMENTS AND ATTACHMENT MATCHING CHART

Model	ZG124E-48	ZG127E-54	ZG123S-48	ZG127S-54
Implements				
Grass Catcher, 2-Bag (6 bushel)	GCK54-100Z			
Replacement Deck	RCK48P-124Z	RCK54P-127Z	RCK48P-124Z	RCK54P-127Z
Attachments				
LED Light Kit	ZG1302			
Mower Deck Lift Assist Kit	ZG1337			
Mulch Kit	ZG1348	ZG1354	ZG1348	ZG1354
Seat Suspension Kit	ZG1356			
Tires (Replacement)				
Front Pneumatic Caster (11x4) -- TBD	TBD			
Rear Turf Tire (22x10 -14) -- TBD	TBD			

ORDER CODE	DESCRIPTION	APPROX. SHIP WT.	SUGGESTED LIST PRICE
GRASS CATCHER			
GCK54-100Z	Grass Catcher ZG100 Series, 2-Bag, 6 Bushel Capacity	270	\$ 760.00
LED LIGHT KIT			
ZG1302	LED Light Kit for ZG100 Series	4	\$ 191.00
MID MOUNT MOWER DECK (REPLACEMENT)			
RCK48P-124Z	48" Mid-mount Mower Deck	190	TBD
RCK54P-127Z	54" Mid-mount Mower Deck	190	TBD
MOWER DECK LIFT ASSIST KIT			
ZG1337	Mower Lift Assist Kit for ZG100 Series	14	\$ 19.00
MULCH KIT			
ZG1348	Mulch Kit for ZG100 with 48" Deck	24	\$ 199.00
ZG1354	Mulch Kit for ZG100 with 54" Deck	24	\$ 199.00
ROPS, FIXED (Replacement)			
SFZG-124	ROPS	150	TBD
SEAT SUSPENSION			
ZG1356	Seat Suspension Kit	20	\$ 238.00
SPARK ARRESTOR			
TBD	Spark Arrestor	TBD	TBD

ZG222

*** EQUIPMENT IN STANDARD MACHINE ***

GASOLINE ENGINE

Kubota KGZ770-E2-M3
Overhead Valve - air cooled
2 Cylinders
+22 Gross HP @ 3600 rpm

FLUID CAPACITY

Fuel Tank	7.4 gal
Crankcase w/ Filter	1.9 qts
Transmission Case and Axle Gear	7.9 qts

OPERATING FEATURES

Zero Turn Radius
Dual Element Air Filter
Hands-free Hydraulic Deck Lift
Hands-free Parking Brake
Cup Holder

TRANSMISSION

Hydrostatic Drive
(2) HST w/Gear Reduction

TIRES AND WHEELS

Front 13 x 5.0 - 6 Turf
Rear 23 x 10.5 - 12 Turf

SAFETY EQUIPMENT

Electric Key Shut Off

Brake - Wet Multi Disks
Forward Speeds 0 - 9 mph
Reverse Speeds 0 - 5 mph

DIMENSIONS

Height	69.9"
Length	
(ZG222A-48S)	81.1"
(ZG222A-48)	82.4"
Width Overall	61.1"
Wheelbase	51.0"

STEERING / MOTION CONTROL

(2) Hand Levers
Hydraulically Damped

POWER TAKE OFF

Hydraulic Independent PTO
Shaft Drive Mower Deck
Wet Disk Clutch

MOWERS

1-5" Cut Height, Adjustable
1/4" Increments
Flexible Discharge Cover
3 Blades
ZG222A-48S, Stamped 10 Gauge,
5" Deep Design Deck
ZG222A-48, Fabricated 9 Gauge,
6" Deep Design Deck

+ Manufacturer Estimate

ORDER CODE	DESCRIPTION	APPROX. SHIP WT.	SUGGESTED LIST PRICE
---------------	-------------	---------------------	-------------------------

*** STANDARD MACHINE ***

ZG222A-48S	Zero Turn Mower with ROPS 48" Mower (Stamped Deck)	1504	\$ 8,160.00
-------------------	--	------	-------------

ZG222A-48	Zero Turn Mower with ROPS 48" PRO Commercial Mower Deck	1504	\$ 8,568.00
------------------	---	------	-------------

Replacement Tires and Wheels (price per piece)

AZR8637	Front 13 x 5.00 - 6 Turf	10	\$ 57.00
AZR8633A	Rear 23 x 10.5 - 12 Turf	40	\$ 146.00

ZG227

*** EQUIPMENT IN STANDARD MACHINE ***

GASOLINE ENGINE

Kubota KGZ770-E2-M2
Overhead Valve - air cooled
2 Cylinders
+27 Gross HP @ 3600 rpm

FLUID CAPACITY

Fuel Tank	7.4 gal
Crankcase w/ Filter	2.1 qts
Transmission Case and Axle Gear	7.9 qts

OPERATING FEATURES

Zero Turn Radius
Dual Element Air Filter
Hands-free Hydraulic Deck Lift
Hands-free Parking Brake
Cup Holder

TRANSMISSION

Hydrostatic Drive
(2) HST w/Gear Reduction
Brake - Wet Multi Disks
Forward Speeds 0 - 9 mph
Reverse Speeds 0 - 5 mph

TIRES AND WHEELS

Front 13 x 5.0 - 6 Turf
Rear 23 x 10.5 - 12 Turf

SAFETY EQUIPMENT

Electric Key Shut Off
Control Lever Safety Switch
Parking Brake Safety Switch
Foldable ROPS

STEERING / MOTION CONTROL

(2) Hand Levers
Hydraulically Damped

DIMENSIONS

Height	69.9"
Length	
(ZG227A-54)	82.4"
(ZG227LA-60)	83.9"
Width Overall	
(ZG227A-54)	67.3"
(ZG227LA-60)	75.2"
Wheelbase	51.0"

MOWERS

6" Deep, Fabricated Decks
1-5" Cut Height, Adjustable
1/4" Increments
Flexible Discharge Cover
3 Blades

Shaft Drive Mower Deck
Wet Disk Clutch

ZG227A-54, 8 Gauge, 54" Cut
ZG227LA-60, 8 Gauge, 60" Cut

+ Manufacturer Estimate

ORDER CODE	DESCRIPTION	APPROX. SHIP WT.	SUGGESTED LIST PRICE
------------	-------------	------------------	----------------------

*** STANDARD MACHINE ***

ZG227A-54	Zero Turn Mower with ROPS 54" PRO Commercial Mower Deck	2042	\$ 9,894.00
ZG227LA-60	Zero Turn Mower with ROPS 60" PRO Commercial Mower Deck	1742	\$ 10,190.00

Replacement Tires and Wheels (price per piece)

AZR8637	Front 13 x 5.00 - 6 Turf	10	\$ 57.00
AZR8633A	Rear 23 x 10.5 - 12 Turf	40	\$ 146.00

ZD221

*** EQUIPMENT IN STANDARD MACHINE ***

DIESEL ENGINE

3 Cylinder, Model # D782
+21 Gross HP @ 3200 rpm
47.5 cu. in. Displacement
12v 450 Amp Hr. Battery
14 Amps Charging Output

FLUID CAPACITY

Fuel Tank	6.1 gal
Engine Coolant	1.53 qts
Crankcase w/ Filter	3.7 qts
Transmission Case and Axle Gear	7.9 qts

OPERATING FEATURES

Zero Turn Radius
Dual Element Air Filter
Hands-free Hydraulic Deck Lift
Hands-free Parking Brake
Cup Holder

TRANSMISSION

Hydrostatic Drive
(2) HST w/Gear Reduction
Brake - Wet Multi Disks
Forward Speeds 0 - 9 mph
Reverse Speeds 0 - 5 mph

TIRES AND WHEELS

Front 13 x 5.0 - 6 Turf
Rear 23 x 10.5 - 12 Turf

DIMENSIONS

Height	69.9"
Length	83.9"
Width Overall	
(ZD221-48)	61.1"
(ZD221-54)	67.3"
Wheelbase	51.0"

STEERING / MOTION CONTROL

(2) Hand Levers
Hydraulically Damped

SAFETY EQUIPMENT

Electric Key Shut Off
Control Lever Safety Switch
Parking Brake Safety Switch
Foldable ROPS

MOWERS

6" Deep, Fabricated Decks
1-5" Cut Height, Adjustable
1/4" Increments
Flexible Discharge Cover
3 Blades
ZD221-48, 8 Gauge, 48" Cut
ZD221-54, 8 Gauge, 54" Cut

POWER TAKE OFF

Hydraulic Independent PTO

Shaft Drive Mower Deck
Wet Disk Clutch

+ Manufacturer Estimate

ORDER CODE	DESCRIPTION	APPROX. SHIP WT.	SUGGESTED LIST PRICE
---------------	-------------	---------------------	-------------------------

*** STANDARD MACHINE ***

ZD221-48	Zero Turn Mower with ROPS 48" PRO Commercial Mower Deck	1455	\$ 11,659.00
ZD221-54	Zero Turn Mower with ROPS 54" PRO Commercial Mower Deck	1587	\$ 11,863.00

Replacement Tires and Wheels (price per piece)

AZR8637	Front 13 x 5.00 - 6 Turf	10	\$ 57.00
AZR8633A	Rear 23 x 10.5 - 12 Turf	40	\$ 146.00

Z200 Series Implements and Attachments

Z200 SERIES IMPLEMENTS AND ATTACHMENT MATCHING CHART

Model	ZG222*	ZG222A	ZG227*	ZG227A	ZD221
Implements					
*Grass Catcher -- GCK54-200ZA ①	X	--	X	--	ZD221 (Below S/N 30001)
Grass Catcher -- GCK54-200ZB ①	X	X	X	X	X
48" Replacement Deck -- RCK48-222Z	ZG222-48S	ZG222A-48S	--	--	--
48" Replacement Deck -- RCK48P-222Z	ZG222-48	ZG222A-48	--	--	ZD221-48
54" Replacement Deck -- RCK54P-227Z	--	--	ZG227-54	ZG227A-54	ZD221-54
60" Replacement Deck -- RCK60P-227Z	--	--	ZG227L-60	ZG227LA-60	--
Attachments					
Mount Kit for use with GCK54-200ZA	ZG3144	--	ZG3144	--	ZD3154
Mount Kit for use with GCK54-200ZB	ZG3144	ZG3164	ZG3144	ZG3164	ZD3154
Blower Kit (for 48" Deck) -- ZD3140	ZG222-48S	ZG222A-48S	--	--	--
Blower Kit (for 48" Deck) -- ZD3141	ZG222-48	ZG222A-48	--	--	ZD221-48
Blower Kit (for 54" Deck) -- ZG3152	--	--	ZG227-54	ZG227A-54	ZD221-54
Blower Kit (for 60" Deck) -- ZG3162	--	--	ZG227L-60	ZG227LA-60	--
Weight Kit (for GCK54-200ZB) -- ZG3131	ZG222-48S, ZG222-48	--	ZG227-54	--	ZD221 (Below S/N 30001)
Weight Kit (for GCK54-200ZB) -- ZG3132	--	ZG222A-48S, ZG222A-48	--	ZG227A-54	ZD221 (Above S/N 30001)
Mulch Kit (for 48" Deck) -- ZG3049	ZG222-48S	ZG222A-48S	--	--	--
Mulch Kit (for 48" Deck) -- ZD3145	ZG222-48	ZG222A-48	--	--	ZD221-48
Mulch Kit (for 54" Deck) -- ZG3156	--	--	ZG227-54	ZG227A-54	ZD221-54
Mulch Kit (for 60" Deck) -- ZG3157	--	--	ZG227L-60	ZG227LA-60	--
Maintenance Lift Kit - ZG3127	X	X	X	X	X
Canopy, Deluxe Fiberglass -- E1123 ②	X	X	X	X	X
Work Light Kit - ZD3116A	X	X	X	X	X
ROPS Organizer -- E1184	X	X	X	X	X
SPARK ARRESTOR KIT -- ZG3123③	X	X	X	X	--
SPARK ARRESTOR KIT -- ZD3125	--	--	--	--	X
Foldable ROPS (replacement) - SFZD-F221	--	--	--	--	X
Foldable ROPS (replacement) - SFZG-F222	--	X	--	X	--
Foldable ROPS (replacement) - SFZG-F27A*	X	--	X	--	X
Tires (Replacement)					
AZR8637 Pneumatic, Front (13x5.0-6)	X	X	X	X	X
AZR8633A Turf, Rear (23x10.5-12)	X	X	X	X	X

① See Grass Catcher Matching Chart for necessary Weight Brackets, Mount Kits, and Blower Kits

② Requires Canopy Mount Kit (E1124) for use with E1123 Deluxe Canopy

③ ZG200A Series require additional ZG Adapter Kit (ZG3133)

*Models to be phased-out

Z200 Series Implements and Attachments

Z200 Series Grass Catchers											
	Grass Catcher		Blower Kit				Mount Kit			Weight Kit	
	GCK54-200ZA	GCK54-200ZB	ZD3140	ZD3141	ZG3152	ZG3162	ZG3144	ZD3154	ZG3164	ZG3131	ZG3132
ZG222A-48S		X	X						X		⑤
ZG222A-48		X		X					X		④
ZG227A-54		X			X				X		X
ZG227LA-60		X				X			X		
ZD221-48 ①		X		X				X			④
ZD221-54 ①		X			X			X			X
ZG222-48S*	X	X	X				X			③	
ZG222-48*	X	X		X			X			③	
ZG227-54*	X	X			X		X			③	
ZG227L-60*	X	X				X	X				
ZD221-48 ②	X	X		X				X		③	
ZD221-54 ②	X	X			X			X		③	

① ZD200 Models ABOVE S/N 30001

② ZD200 Models BELOW S/N 30001

③ Required only for GCK54-200ZB

④ Requires the addition of one (1) G8103 Suitcase Weights

⑤ Requires the addition of two (2) G8103 Suitcase Weights

* Subject to availability.

Z200 Series Implements and Attachments

ORDER CODE	DESCRIPTION	APPROX. SHIP WT.	SUGGESTED LIST PRICE
GRASS CATCHER			
GCK54-200ZA*	2-Bag Grass Catcher, 8 bu. Capacity Fits Z200 Series 48", 54", & 60" decks May require Blower Kit, Weight Kit, Mount Kit	270	\$ 702.00
GCK54-200ZB	2-Bag Grass Catcher, 8 bu. Capacity Fits Z200/Z200A Series 48", 54", & 60" decks May require Blower Kit, Weight Kit, & Mount Kit	270	\$ 703.00
BLOWER KIT, required for use with Grass Catcher			
ZD3140	48" Blower Kit for ZG222(A)-48S	61	\$ 609.00
ZD3141	48" Blower Kit for ZG222(A)-48 & ZD221-48	74	\$ 1,017.00
ZG3152	54" Blower Kit for ZG227(A)-54 & ZD221-54	75	\$ 1,017.00
ZG3162	60" Blower Kit for ZG227L(A)-60	78	\$ 1,232.00
MOUNT KIT, required for use with Grass Catcher			
ZG3144	Mount Kit for ZG200 Series w/ GCK54-200Z(A)(B)	20	\$ 352.00
ZG3164	Mount Kit for ZG200A Series w/ GCK54-200ZB	20	\$ 372.00
ZD3154	Mount Kit for ZD200 Series w/ GCK54-200Z(A)(B)	20	\$ 380.00
WEIGHT KIT, may be required for use with GCK54-200ZB Grass Catcher			
ZG3131	Weight kit for all ZG200, and ZD200 under S/N 30001 (ZG227L-60 does not require Weight Kit)	14	\$ 34.00
ZG3132	Weight kit for all ZG200A, and ZD200 over S/N 30001 (ZG227LA-60 does not require weight kit) **ZG3132 requires (2) G8103 Suitcase Weights	14	\$ 103.00
MULCH KIT			
ZG3049	48" Mulch Kit for ZG222(A)-48S	20	\$ 163.00
ZD3145	48" Mulch Kit for ZG222(A)-48 & ZD221-48	37	\$ 288.00
ZG3156	54" Mulch Kit for ZG227(A)-54 & ZD221-54	24	\$ 288.00
ZG3157	60" Mulch Kit for ZG227L(A)-60	37	\$ 309.00
OPTIONAL / REPLACEMENT MOWER BLADES			
K5575-97530	48" Stamped Deck Replacement Blade Set (3 blades)	See Parts Price Book for Pricing	
K5575-97590	48" Stamped Deck Mulch Blade Set (3 blades)	See Parts Price Book for Pricing	
K5576-97530	48" Pro Deck Replacement Blade Set (3 blades)	See Parts Price Book for Pricing	
K5576-34340	48" Pro Deck Mulch Blade (1 blade)	See Parts Price Book for Pricing	
K5619-97530	54" Pro Deck Replacement Blade Set (3 blades)	See Parts Price Book for Pricing	
K5351-99040	54" Pro Deck Mulch Blade (1 blade)	See Parts Price Book for Pricing	
K5647-97530	60" Pro Deck Replacement Blade Set (3 blades)	See Parts Price Book for Pricing	
K5645-34340	60" Pro Deck Mulch Blade (1 blade)	See Parts Price Book for Pricing	
MAINTENANCE LIFT KIT			
ZG3127	Fits all Z200(A) Series	14	\$ 129.00
CANOPY			
E1123	Canopy Sunshade (Deluxe Fiberglass)	90	\$ 322.00
E1124	Mounting Bracket for E1123	30	\$ 180.00
WORK LIGHT KIT			
ZD3116A	Work Light Kit (ROPS Mounted) Fits all Z-Series	10	\$ 112.00

* Subject to availability.

Z200 Series Implements and Attachments

ORDER CODE	DESCRIPTION	APPROX. SHIP WT.	SUGGESTED LIST PRICE
ROPS ORGANIZER			
E1184	Storage organizer (ROPS mounted) 5 protective pockets with zippers	TBD	\$ 57.00
MID MOUNT MOWERS (replacement)			
RCK48S-222Z	48" Stamped Deck, for ZG222(A)-48S	208	\$ 1,507.00
RCK48P-222Z	48" Fabricated Deck (Pro Commercial) for ZG222(A)-48 & ZD221-48	190	\$ 1,643.00
RCK54P-227Z	54" Fabricated Deck (Pro Commercial) for ZG227(A)-54 & ZD221-54	190	\$ 1,903.00
RCK60P-227Z	60" Fabricated Deck (Pro Commercial) for ZG227L(A)-60	190	\$ 2,233.00
SPARK ARRESTOR MUFFLER KIT			
ZG3123	Screen Type Spark Arrestor. Fits ZG200 Series. **ZG200A Series require additional ZG3133 Adapter Kit	78	\$ 226.00
ZG3133	Adapter Kit, required for ZG200A Models w/ ZG3123	TBD	\$ 20.00
ZD3125	Screen Type Spark Arrestor. Fits ZD200 Series	TBD	TBD
FOLDABLE ROPS (replacement)			
SFZD-F221	Fits ZD200 Series (Supercedes SFZG-F27A)	TBD	\$ 350.00
SFZG-F222	Fits ZG200A Series (Evaporative Regulations)	TBD	\$ 350.00
SFZG-F27A*	Fits all Z200 Series	150	\$ 350.00

* Subject to availability.

This page intentionally left blank.

ZG327

*** EQUIPMENT IN STANDARD MACHINE ***

GASOLINE ENGINE

Kubota KGZ770-E2-M1
Overhead Valve - air cooled
2 Cylinders
+27 Gross HP @ 3600 rpm

TRANSMISSION

Hydrostatic Drive
(2) HST w/Gear Reduction
Brake - Wet Multi Disks
Forward Speeds 0 - 10.6 mph
Reverse Speeds 0 - 5.3 mph

STEERING / MOTION CONTROL

(2) Hand Levers
Hydraulically Damped

POWER TAKE OFF

Hydraulic Independent PTO
Shaft Drive Mower Deck
Wet Disk Clutch

+ Manufacturer Estimate

FLUID CAPACITY

Fuel Tank	12.7 gal
Crankcase w/ Filter	2.1 qts
Transmission Case and Axle Gear	12.8 qts

TIRES AND WHEELS

Front 15 x 6.0 - 6, Flat Free
Rear 26 x 12.0 - 12 Turf

DIMENSIONS

Height	75.4"
Length	87.8"
Width Overall	
(ZG327PA-60)	75.2"
(ZG327RPA-60R)	63.1"
Wheelbase	55.5"

SAFETY EQUIPMENT

Electric Key Shut Off
Control Lever Safety Switch
Parking Brake Safety Switch
Foldable ROPS

OPERATING FEATURES

Zero Turn Radius
Dual Element Air Filter
Deluxe Suspension Seat
Hands-free Hydraulic Deck Lift
Hands-free Parking Brake
Cup Holder

SIDE DISCHARGE MOWER

60" PRO Commercial Deck
7 Gauge, 6.5" Deep Deck
1-5" Cut Height, Adjustable
1/4" Increments
Flexible Discharge Cover
3 Blades

REAR DISCHARGE MOWER

60" Fabricated Deck
5.5" Deep Deck
1-5" Cut Height, Adjustable
1/4" Increments
3 Blades
Bolt-on Skid Bars

ORDER CODE	DESCRIPTION	APPROX. SHIP WT.	SUGGESTED LIST PRICE
------------	-------------	------------------	----------------------

*** STANDARD MACHINE ***

ZG327PA-60	Zero Turn Mower with ROPS 60" PRO Commercial Mower Deck	1742	\$ 11,394.00
ZG327RPA-60R	Zero Turn Mower with ROPS 60" Rear Discharge Mower Deck	1742	\$ 11,725.00
Replacement Tires and Wheels (price per piece)			
AZR8638	Front 15 x 6.00 - 6 Semi-pneumatic, Flat-free	21	\$ 121.00
AZR8632A	Rear 26 x 12.0 - 12 Turf	44	\$ 182.00

ZG332

*** EQUIPMENT IN STANDARD MACHINE ***

GASOLINE ENGINE

Kubota WG972
Liquid Cooled
3 Cylinders
+32.5 Gross HP @ 3600 rpm

FLUID CAPACITY

Fuel Tank	12.7 gal
Crankcase w/ Filter	2.1 qts
Transmission Case and Axle Gear	12.8 qts

OPERATING FEATURES

Zero Turn Radius
Dual Element Air Filter
Deluxe Suspension Seat
Hands-free Hydraulic Deck Lift
Hands-free Parking Brake
Cup Holder

TRANSMISSION

Hydrostatic Drive

TIRES AND WHEELS

Front 15 x 6.0 - 6, Flat Free

(2) HST w/Gear Reduction
Brake - Wet Multi Disks
Forward Speeds 0 - 10.6 mph
Reverse Speeds 0 - 5.3 mph

Rear 26 x 12.0 - 12 Turf

DIMENSIONS

Height	75.4"
Length	
(ZG332P-60/LP-72)	91.7" / 95.0"
Width	
(ZG332P-60/LP-72)	75.2" / 88.0"
Wheelbase	52.5" / 58.9"

SIDE DISCHARGE MOWER

60" or 72" PRO Commercial Deck
7 Gauge, 6.5" Deep Deck
1-5" Cut Height, Adjustable
1/4" Increments
Flexible Discharge Cover
3 Blades

STEERING / MOTION CONTROL

(2) Hand Levers
Hydraulically Damped

POWER TAKE OFF

Hydraulic Independent PTO
Shaft Drive Mower Deck
Wet Disk Clutch

SAFETY EQUIPMENT

Electric Key Shut Off
Control Lever Safety Switch
Parking Brake Safety Switch
Foldable ROPS

+ Manufacturer Estimate

ORDER CODE	DESCRIPTION	APPROX. SHIP WT.	SUGGESTED LIST PRICE
------------	-------------	------------------	----------------------

*** STANDARD MACHINE ***

ZG332P-60	Zero Turn Mower with ROPS 60" PRO Commercial Mower Deck	1742	\$ 14,168.00
------------------	---	------	--------------

ZG332LP-72	Zero Turn Mower with ROPS 72" PRO Commercial Mower Deck	1742	\$ 14,678.00
-------------------	---	------	--------------

Replacement Tires and Wheels (price per piece)

AZR8638	Front 15 x 6.00 - 6 Semi-pneumatic, Flat-free	21	\$ 121.00
AZR8632A	Rear 26 x 12.0 - 12 Turf	44	\$ 182.00

ZP330

*** EQUIPMENT IN STANDARD MACHINE ***

PROPANE ENGINE

Kubota WG972
Liquid Cooled
3 Cylinders
+31.0 Gross HP @ 3600rpm

FLUID CAPACITY

Dual Fuel Tank 33.5 lbs x 2 tanks
Crankcase w/ Filter 2.1 qts
Transmission Case 12.8 qts
and Axle Gear

OPERATING FEATURES

Zero Turn Radius
Dual Element Air Filter
Deluxe Suspension Seat
Hands-free Hydraulic Deck Lift
Hands-free Parking Brake
Cup Holder

TRANSMISSION

Hydrostatic Drive
(2)-HST w/Gear Reduction
Brake - Wet Multi Disc
Forward Speeds 0 – 10.6 mph
Reverse Speeds 0 – 5.3 mph

TIRES AND WHEELS

Front: 15 x 6.0 - 6 Flat-Free
Rear: 26 x 12.0 - 12 Turf

DIMENSIONS

Height 75.4"
Length 91.7"
Width 75.2"
Wheel Base 55.5"

SIDE DISCHARGE MOWER

60" or 72" PRO Commercial Deck
7 Gauge, 6.5" Deep Deck
1-5" Cut Height, Adjustable
1/4" Increments
Flexible Discharge Cover
3 Blades

STEERING / MOTION CONTROL

(2) Hand Levers
Hydraulically damped

POWER TAKE OFF

Hydraulic Independent PTO

SAFETY EQUIPMENT

Electric Key Shut Off
Control Lever Safety Switch

Shaft Drive Mower Deck
Wet Disk Clutch

Parking Brake Safety Switch
Foldable ROPS

+ Manufacturer Estimate

ORDER CODE	DESCRIPTION	APPROX. SHIP WT.	SUGGESTED LIST PRICE
------------	-------------	------------------	----------------------

*** STANDARD MACHINE ***

ZP330P-60	Zero Turn Mower with ROPS 60" PRO Commercial Mower Deck	TBD	\$ 15,861.00
ZP330LP-72	Zero Turn Mower with ROPS 72" PRO Commercial Mower Deck	TBD	\$ 16,422.00
Replacement Tires and Wheels (price per piece)			
AZR8638	Front 15 x 6.00 - 6 Semi-pneumatic, Flat-free	21	\$ 121.00
AZR8632A	Rear 26 x 12.0 - 12 Turf	44	\$ 182.00

ZD323

*** EQUIPMENT IN STANDARD MACHINE ***

DIESEL ENGINE

3 Cylinder, Model # D902
+23 Gross HP @ 3200 rpm
54.8 cu. in. Displacement
12v 450 Amp Hr. Battery
14 Amps Charging Output

FLUID CAPACITY

Fuel Tank 12.9 gal
Engine Coolant 3.96 qts
Crankcase w/ Filter 3.6 qts
Transmission Case 12.8 qts
and Axle Gear

OPERATING FEATURES

Zero Turn Radius
Adj. Front Axle: Rigid/Oscillating
Dual Element Air Filter
Deluxe Suspension Seat
Hands-free Hydraulic Deck Lift
Hands-free Parking Brake
Cup Holder

TRANSMISSION

Hydrostatic Drive
(2) HST w/Gear Reduction
Brake - Wet Multi Disks
Forward Speeds 0 - 9.3 mph
Reverse Speeds 0 - 5.2 mph

TIRES AND WHEELS

Front 15 x 6.0 - 6
Rear 26 x 12.0 - 12 (60" Deck)

DIMENSIONS

Height 75.4"
Length 87.4"
Width Overall 72.8"
Wheelbase 55.5"

SAFETY EQUIPMENT

Electric Key Shut Off
Control Lever Safety Switch
Parking Brake Safety Switch
Foldable ROPS

STEERING / MOTION CONTROL

(2) Hand Levers
Hydraulically Damped

POWER TAKE OFF

Hydraulic Independent PTO
Shaft Drive Mower Deck
Wet Disk Clutch

MOWER

PRO Commercial Deck
6.5" Deep Design (60" deck)
1-5" Cut Height, Adjustable
1/4" Increments
Flexible Discharge Cover
3 Blades

+ Manufacturer Estimate

ORDER CODE	DESCRIPTION	APPROX. SHIP WT.	SUGGESTED LIST PRICE
---------------	-------------	---------------------	-------------------------

*** STANDARD MACHINE ***

ZD323-60	Zero Turn Mower with ROPS 60" PRO Commercial Mower Deck	2064	\$ 13,872.00
-----------------	---	------	--------------

Replacement Tires and Wheels (price per piece)

AZR8636	Front 15 x 6.0 - 6 Turf	10	\$ 62.00
AZR8632A	Rear 26 x 12.0 - 12 Turf	44	\$ 182.00

ZD326

*** EQUIPMENT IN STANDARD MACHINE ***

DIESEL ENGINE

3 Cylinder, Model # D1005
+26 Gross HP @ 3200 rpm
61.1 cu. in. Displacement
12v 450 Amp Hr. Battery
14 Amps Charging Output

FLUID CAPACITY

Fuel Tank 12.9 gal
Engine Coolant 3.96 qts
Crankcase w/ Filter 4.1 qts
Transmission Case 12.8 qts
and Axle Gear

OPERATING FEATURES

Zero Turn Radius
Adj. Front Axle: Rigid/Oscillating
Dual Element Air Filter
Deluxe Suspension Seat
Hands-free Hydraulic Deck Lift
Hands-free Parking Brake
Cup Holder

TRANSMISSION

Hydrostatic Drive
(2) HST w/Gear Reduction
Brake - Wet Multi Disks
Forward Speeds 0 - 9.3 mph (ZD326S)
0 - 10.6 mph (ZD326RP/P)
Reverse Speeds 0 - 5.2 mph (ZD326S)
0 - 5.3 mph (ZD326RP/R)

TIRES AND WHEELS

Front 15 x 6.0 - 6 (ZD326S)
Front 15 x 6.0 - 6 Flat-free (ZD326RP/P)
Rear 26 x 12.0 - 12

DIMENSIONS

Height 75.4"
Length 87.4"
Width Overall
(ZD326S/P) 75.2"
(ZD326RP) 63.1"
Wheelbase 55.5"

STEERING / MOTION CONTROL

(2) Hand Levers
Hydraulically Damped

POWER TAKE OFF

Hydraulic Independent PTO
Shaft Drive Mower Deck
Wet Disk Clutch

SAFETY EQUIPMENT

Electric Key Shut Off
Control Lever Safety Switch
Parking Brake Safety Switch
Foldable ROPS

SIDE DISCHARGE MOWER

60" PRO Commercial Deck
7 Gauge, 6.5" Deep Deck
1-5" Cut Height, Adjustable
1/4" Increments
Flexible Discharge Cover
3 Blades

REAR DISCHARGE MOWER

60" Fabricated Deck
5.5" Deep Deck
1-5" Cut Height, Adjustable
1/4" Increments
3 Blades
Bolt-on Skid Bars

+ Manufacturer Estimate

ORDER CODE	DESCRIPTION	APPROX. SHIP WT.	SUGGESTED LIST PRICE
------------	-------------	------------------	----------------------

*** STANDARD MACHINE ***

ZD326S-60	Zero Turn Mower with ROPS 60" PRO Commercial Mower Deck	2042	\$ 14,586.00
ZD326P-60	Zero Turn Mower with ROPS 60" PRO Commercial Mower Deck	2200	\$ 14,892.00
ZD326RP-60R	Zero Turn Mower with ROPS 60" Rear Discharge Mower Deck	2200	\$ 14,898.00
Replacement Tires and Wheels (price per piece)			
AZR8636	Front 15 x 6.0 - 6 Turf (ZD326S)	10	\$ 62.00
AZR8638	Front 15 x 6.0 - 6 Semi-pneumatic, Flat-free (ZD326RP/P)	21	\$ 121.00
AZR8632A	Rear 26 x 12.0 - 12 Turf	44	\$ 182.00

ZD331

*** EQUIPMENT IN STANDARD MACHINE ***

DIESEL ENGINE

3 Cylinder, Model # D1305
+31 Gross HP @ 3000 rpm
77.0 cu. in. Displacement
12v 450 Amp Hr. Battery
14.5 Amps Charging Output

FLUID CAPACITY

Fuel Tank 12.9 gal
Engine Coolant 3.96 qts
Crankcase w/ Filter 6.0 qts
Transmission Case 12.8 qts
and Axle Gear

OPERATING FEATURES

Zero Turn Radius
Adj. Front Axle: Rigid/Oscillating
Dual Element Air Filter
Deluxe Suspension Seat
Hands-free Hydraulic Deck Lift
Hands-free Parking Brake
Cup Holder

TRANSMISSION

Hydrostatic Drive
(2) HST w/Gear Reduction
Brake - Wet Multi Disks
Forward Speeds 0 - 10.6 mph
Reverse Speeds 0 - 5.3 mph

TIRES AND WHEELS

Front 15 x 6.0 - 6 Flat-free
Rear 26 x 12.0 - 12

DIMENSIONS

Height 75.4"
Length (ZD331RP/P) 87.4"
(ZD331LP) 91.9"
Width Overall (ZD331RP) 63.1"
(ZD331P) 75.2"
(ZD331LP) 87.6"
Wheelbase (ZD331RP/P) 55.5"
(ZD331LP) 59.8"

STEERING / MOTION CONTROL

(2) Hand Levers
Hydraulically Damped

SAFETY EQUIPMENT

Electric Key Shut Off
Control Lever Safety Switch
Parking Brake Safety Switch
Foldable ROPS

SIDE DISCHARGE MOWER

PRO Commercial Deck (60" & 72")
7 Gauge, 6.5" Deep Deck
1-5" Cut Height, Adjustable
1/4" Increments
Flexible Discharge Cover
3 Blades

REAR DISCHARGE MOWER

60" Fabricated Deck
5.5" Deep Deck
1-5" Cut Height, Adjustable
1/4" Increments
3 Blades
Bolt-on Skid Bars

POWER TAKE OFF

Hydraulic Independent PTO
Shaft Drive Mower Deck
Wet Disk Clutch

+ Manufacturer Estimate

ORDER CODE	DESCRIPTION	APPROX. SHIP WT.	SUGGESTED LIST PRICE
------------	-------------	------------------	----------------------

*** STANDARD MACHINE ***

ZD331P-60	Zero Turn Mower with ROPS 60" PRO Commercial Mower Deck	2200	\$ 16,167.00
------------------	---	------	--------------

ZD331RP-60R	Zero Turn Mower with ROPS 60" Rear Discharge Mower Deck	2200	\$ 16,173.00
--------------------	---	------	--------------

ZD331LP-72	Zero Turn Mower with ROPS 72" PRO Commercial Mower Deck	2450	\$ 16,677.00
-------------------	---	------	--------------

Replacement Tires and Wheels (price per piece)

AZR8638	Front 15 x 6.0 - 6 Flat-Free	21	\$ 121.00
AZR8632A	Rear 26 x 12.0 - 12 Turf	44	\$ 182.00

Z300 Series Implements and Attachments

Z300 SERIES IMPLEMENT AND ATTACHMENT MATCHING CHART

Model	ZG327	ZG327A	ZG332	ZP330	ZD321*	ZD323	ZD326	ZD331
Implements								
Grass Catcher – GCK60-331ZA (1)	ZG327P-60	ZG327PA-60	ZG332P-60	--	X	X	ZD326S-60 ZD326P-60	ZD331P-60
Grass Catcher – GCK60H-300Z (1)	ZG327P-60	ZG327PA-60	--	--	X	X	ZD326S-60 ZD326P-60	ZD331P-60
Grass Catcher – GCK60H-332Z (1)	--	--	ZG332P-60	--	--	--	--	--
Grass Catcher – GCK72H-300Z (1)	--	--	--	--	--	--	--	ZD331LP-72
Grass Catcher – GCK72H-332Z (1)	--	--	ZG332LP-72	--	--	--	--	--
Front Push Blade -- ZD3110A	X	x	X	X	X	X	X	X
Stripe Kit -- ZD3122	ZG327P-60	ZG327PA-60	X	ZP330P-60	X	X	ZD326S-60 ZD326P-60	ZD331P-60 ZD331LP-72
54" Replacement Deck -- RCK54P-321Z	--	--	--	--	ZD321N-54	--	--	--
60" Replacement Deck -- RCK60P-327Z	ZG327P-60	ZG327PA-60	ZG332P-60	ZP330P-60	--	--	--	--
60" Replacement Deck -- RCK60P-331Z	--	--	--	--	ZD321-60	ZD323-60	ZD326S-60 ZD326P-60	ZD331P-60
60" Replacement Deck -- RCK60R-331Z	ZG327RP-60R	ZG327RPA-60R	--	--	--	--	ZD326RP-60R	ZD331RP-60R
72" Replacement Deck -- RCK72P-331Z	--	--	--	--	--	--	--	ZD331LP-72
72" Replacement Deck -- RCK72P-332Z	--	--	ZG332LP-72	ZP330LP-72	--	--	--	--
Attachments								
Mount Kit -- ZD3121	--	--	--	--	--	X	ZD326S-60 ZD326P-60	ZD331P-60 ZD331LP-72
Mount Kit -- ZG3126	ZG327P-60	ZG327PA-60	--	--	--	--	--	--
Mount Kit -- ZG3174	--	--	ZG332P-60	--	--	--	--	--
Blower Kit (for 54" Deck) -- ZD3152	--	--	--	--	ZD321N-54	--	--	--
Blower Kit (for 60" Deck) -- ZD3163	ZG327P-60	ZG327PA-60	ZG332P-60	ZP330P-60	ZD321-60	X	ZD326S-60 ZD326P-60	ZD331P-60
Blower Kit (for 72" Deck) -- ZG3172	--	--	ZG332LP-72	--	--	--	--	--
Weight Kit -- ZG3134	--	ZG327PA-60	ZG332P-60	--	--	--	--	--
Weight Kit -- ZG3135	--	--	ZG332LP-72	--	--	--	--	--
Mulch Kit (for 54" Deck) -- ZD3155	--	--	--	--	ZD321N-54	--	--	--
Mulch Kit (for 60" Deck) -- ZD3165	ZG327P-60	ZG327PA-60	--	ZP330P-60	ZD321-60	X	ZD326S-60 ZD326P-60	ZD331P-60
Mulch Kit (for 60" Deck) -- F5266	ZG327RP-60R	ZG327RP-60R	--	--	--	--	ZD326RP-60R	ZD331RP-60R
Mulch Kit (for 72" Deck) -- ZD3175	--	--	ZG332LP-72	ZP330LP-72	--	--	--	ZD331LP-72
Maintenance Lift Kit - ZG3137	X	X	ZG332P-60	ZP330P-60	--	--	--	--
Maintenance Lift Kit - ZG3138	--	--	ZG332LP-72	--	--	--	--	--
Maintenance Lift Kit - ZP3147	-	-	-	ZP330LP-72	--	--	--	--
Canopy, Plastic (includes mount) -- E1133	X	X	X	X	X	X	X	X
Canopy, Deluxe Fiberglass -- E1123 (2)	X	X	X	X	X	X	X	X
Work Light Kit - ZD3116A	X	X	X	X	X	X	X	X
ROPS Organizer -- E1184	X	X	X	X	--	--	--	--
Rear Weight Bracket -- ZD3124 (3)	--	--	--	--	--	--	--	ZD331LP-72
Spark Arresting Muffler Kit -- ZD3125	--	--	--	--	X	X	X	X
Spark Arresting Muffler Kit -- ZG3123	X	--	X	--	--	--	--	--
Spark Arrester Kit -- ZG3133 (4)	--	X	--	X	--	--	--	--
Foldable ROPS (replacement) - SFZD-F31	--	--	--	--	X	X	X	X
Foldable ROPS (replacement) - SFZG-F31	X	X	X	--	--	--	--	--
Foldable ROPS (replacement) - SFZP-F330	--	--	--	X	--	--	--	--

(1) See Grass Catcher Matching Chart for necessary Weight Brackets, Mount Kits, and Blower Kits

(2) Canopy Mount Kit (E1124) is required for use with E1123 Deluxe Canopy

(3) Rear Bracket requires G8103 Suitcase Weights (maximum 4)

(4) Adapter Kit required on ZG300A series with ZG3133

* Subject to availability.

Z300 Series Implements and Attachments

Model	ZG327*	ZG327A	ZG332	ZP330	ZD321*	ZD323	ZD326	ZD331
Tires (Replacement)								
AZR8636 Pneumatic, Front (15x6.0-6.5)	--	--	--	--	X	X	ZD326S-60	--
AZR8638 Semi-Pneumatic, Front (15x6.0-6.5)	X	X	X	X	--	--	ZD326P-60 ZD326RP-60R	X
AZR8634 Turf, Rear (26x10.5-12)	--	--	--	--	ZD321N-54	--	--	--
AZR8532 Turf, Rear (26 x 12.0-12)	X	X	X	X	ZD321-60	X	X	X

* Subject to availability

Z300 Series Grass Catchers						
GCK60-331ZA		Blower Kit			Mount / Weight Kit	
		ZD3151	ZD3161	ZD3163	ZG3174	ZG3134
ZG327P-60*	GCK60-331ZA		(1)	X		
ZG327PA-60			(1)	X		X
ZG332P-60			(1)	X	X	(2)
ZD321N-54*		X				
ZD321-60*			(1)			
ZD323-60			(1)	X		
ZD326S/P-60			(1)	X		
ZD331P-60			(1)	X		
(1) ZD3161 will be replaced by ZD3163						
(2) Requires the addition of two G8103 Suitcase Weights						
* Subject to availability						

Z300 Series Hopper Style Grass Catchers									
	GCK60H-300Z	GCK60H-332Z	GCK72H-300Z	GCK72H-332Z	Blower Kit			Weight & Mount Kits	
					ZD3161	ZD3163	ZG3172	ZD3121	ZG3126 G8103
ZG327P(A)-60	X				(1)	X			X (4)
ZG332P-60		X				X			(6)
ZG332LP-72				X			X		(4)
ZD323-60	X				(1)	X		X	
ZD326S/P-60	X				(1)	X		X	
ZD331P-60	X				(1)	X		X	
ZD331LP-72			(2)						

(1) ZD3161 will be replaced by ZD3163 (updated Blower Kit includes Steel Impeller)

(2) GCK72H-300Z is available for ZD331LP-72

GCK72H-300Z contains Blower & Mount Kit, requires no additions

Boss Kit ZD3128 is required for decks below #30375 (See PSB-2010-009)

(4) Requires addition of four G8103 Suitcase Weights

(6) Requires addition of six G8103 Suitcase Weights

Z300 Series Implements and Attachments

ORDER CODE	DESCRIPTION	APPROX. SHIP WT.	SUGGESTED LIST PRICE
GRASS CATCHERS			
GCK60-331ZA	2-Bag / 1-Tray Grass Catcher, 12.2 bu. Capacity Fits ZG/ZD300(A) Series 54" and 60" Decks May require Blower Kit, Weight Kit, & Mount Kit	270	\$ 1,130.00
GCK60H-300Z	Hopper Style Grass Catcher, 11.4 bu. Capacity Fits ZD323, ZD326S/P, ZG327P(A), & ZD331P, w/ 60" Decks ***May require Blower Kit and Weight / Mount Kit	270	\$ 1,957.00
GCK60H-332Z	Hopper Style Grass Catcher, 11.4 bu capacity Fits ZG332P-60, requires Blower Kit and Weights	270	\$ 2,500.00
GCK72H-300Z	Hopper Style Grass Catcher, 11.4 bu. Capacity Fits ZD331LP-72 Includes Blower Kit and Mount Kit ***May require ZD3128 Boss KIT. See PSB-2010-009	450	\$ 3,887.00
GCK72H-332Z	Hopper Style Grass Catcher, 11.4 bu. Capacity Fits ZG332LP-72, requires Blower Kit	270	\$ 2,522.00
Boss KIT, may be required for use with GCK72H-300Z Grass Catcher (See PSB-2010-009)			
ZD3128	Boss Kit, 72" mower deck for mounting Blower Unit	10	\$ 20.00
BLOWER KIT, required for use with Grass Catcher			
ZD3151	54" Blower Kit for ZD321N-54 (with RCK54 below serial number 30000)	80	\$ 1,437.00
ZG3152	54" Blower Kit for ZD321N-54 (with RCK54 above serial number 30001)	TBD	\$ 1,017.00
ZD3163	60" Blower Kit for ZD323, ZD326, ZG327(A), ZD331, ZG332, and ZP330 (Steel Impeller Fan)	78	\$ 1,582.00
ZD3161	* 60" Blower Kit for ZD321, ZD323, ZD326, ZG327(A), ZD331, and ZG332 (to be replaced by ZD3163)	78	\$ 1,437.00
ZG3172	72" Blower Kit for ZG332LP-72	75	\$ 1,695.00

* Subject to availability.

Z300 Series Implements and Attachments

ORDER CODE	DESCRIPTION	APPROX. SHIP WT.	SUGGESTED LIST PRICE
MOUNT KIT, may be required for use with Grass Catcher			
ZG3174	Mount Kit for ZG332P-60 w/ GCK60-331ZA ***Requires (2) G8103 Suitcase Weights	20	\$ 102.00
ZD3121	Mount Kit for ZD323, ZD326, or ZD331 w/ GCK60H-300Z	103	\$ 390.00
WEIGHT KIT, may be required for use with Grass Catcher			
ZG3134	Weight Kit required for use w/ GCK60-331ZA on ZG327PA & ZG332P-60. Addition of (2) G8103 Suitcase Weights also required for ZG332P-60.	14	\$ 121.00
ZG3126	Weight Kit for ZG327(A) models w/ GCK60H-300Z. Kit includes Weight Bracket ***Requires (4) G8103 Suitcase Weights	14	\$ 391.00
G8103	Single Suitcase Weight	25	\$ 37.00
MULCH KIT			
ZD3155	54" Mulch Kit for ZD321N-54	37	\$ 288.00
ZD3165	60" Mulch Kit for ZD321-60, ZD323-60, ZP330P-60, ZD326S-60, ZD326P-60, ZG327P(A)-60, ZD331P-60, ZG332P-60	46	\$ 309.00
F5266	60" Mulch Kit for ZD326RP-60R, ZG327RP(A)-60R, & ZD331RP-60R	66	\$ 267.00
ZD3175	72" Mulch Kit for ZD331P-72, ZP330LP-72, and ZG332LP-72	56	\$ 332.00
OPTIONAL / REPLACEMENT MOWER BLADES			
K5619-97530	54" Standard Replacement Blade Set (3 blades)	See Parts Price Book for Pricing	
K5647-97530	60" Standard Replacement Blade Set (3 blades)	See Parts Price Book for Pricing	
K5645-97530	60" Rear Discharge Replacement Blade Set (3 blades)	See Parts Price Book for Pricing	
K5677-97530	72" Standard Replacement Blade Set (3 blades)	See Parts Price Book for Pricing	
K5615-34340	54" Replacement Mulch Blade (1 blade)	See Parts Price Book for Pricing	
K5645-34340	60" Replacement Mulch Blade (1 blade)	See Parts Price Book for Pricing	
K5647-97590	60" Rear Discharge Mulch Blade Set (3 blades)	See Parts Price Book for Pricing	
K5698-34340	72" Replacement Mulch Blade (1 blade)	See Parts Price Book for Pricing	

Z300 Series Implements and Attachments

ORDER CODE	DESCRIPTION	APPROX. SHIP WT.	SUGGESTED LIST PRICE
MAINTENANCE LIFT KIT			
ZG3137	Fits all ZG327(A), ZG332, ZP330P-60 Models *Applications on ZG332LP-72 require ZG3138 Bracket	14	\$ 134.00
ZG3138	Fit ZG332LP-72	14	\$ 267.00
ZP3147	Fit ZP330LP-72	TBD	\$ 259.00
CANOPY			
E1133	Canopy Sunshade, includes mount (Plastic, Orange)	63	\$ 437.00
E1123	Canopy Sunshade (Deluxe Fiberglass, Orange)	90	\$ 322.00
E1124	Mounting Bracket for E1123	30	\$ 180.00
WORK LIGHT KIT			
ZD3116A	Work Light Kit (ROPS Mounted) Fits all Z-Series	10	\$ 112.00
STRIPE KIT			
ZD3122	Fits all Z300 Series with side discharge mounted decks	54	\$ 394.00
FRONT BLADE			
ZD3110A	Fits all Z300 Series	177	\$ 675.00
REAR WEIGHT BRACKET			
ZD3124	For ZD331P-72 (requires G8103, maximum 4)	30	\$ 91.00
G8103	Single Suitcase Weight	25	\$ 37.00
MID MOUNT MOWERS (replacement)			
RCK54P-321Z	54" Fabricated Deck (Pro Commercial) for ZD321N-54	190	\$ 2,055.00
RCK60P-327Z	60" Fabricated Deck (Pro Commercial) for ZG327P(A)-60, ZG323P-60, ZP330P-60	190	\$ 2,336.00
RCK60P-331Z	60" Fabricated Deck (Pro Commercial) for ZD321-60, ZD323-60, ZD326S-60, ZD326P-60, & ZD331P-60	190	\$ 2,336.00
RCK60R-331Z	60" Rear Discharge Deck for ZD326RP-60R, ZG327RP(A)-60R, & ZD331RP-60R	190	\$ 3,315.00
RCK72P-331Z	72" Fabricated Deck (Pro Commercial) for ZD331LP-72, ZP330LP-72	190	\$ 2,896.00
RCK72P-332Z	72" Fabricated Deck (Pro Commercial) for ZG332LP-72	190	\$ 2,896.00
SPARK ARRESTOR MUFFLER KIT			
ZD3125	Screen Type Spark Arrestor. Fits ZD300 Series	TBD	TBD
ZG3123	Screen Type Spark Arrestor. Fits ZG300 Series. ZG300A Series require additional ZG3133 Adapter Kit	78	\$ 226.00
ZG3133	Adapter Kit, required for ZG300A Models w/ ZG3123	TBD	\$ 20.00
FOLDABLE ROPS (replacement)			
SFZG-F300	Fits ZG300A Series (Evaporative Regulations)	162	\$ 385.00
SFZG-F332	Fits ZG332 Series	150	\$ 393.00
SFZD-F31	Fits ZD300 Series	150	\$ 385.00
SFZG-F31	Fits ZG300 Series	150	\$ 385.00
ROPS ORGANIZER			
E1184	Storage organizer (ROPS mounted) 5 protective pockets with zippers	TBD	\$ 57.00

This page intentionally left blank.

F2680E

*** EQUIPMENT IN STANDARD MACHINE ***

DIESEL ENGINE

Model #D1105
3 Cyl., 68.5 cu. In.
+25.5 Gross Eng. HP
@3000 Eng. RPM
CARB Certified
Alternator -- 40 Amps
Hand Throttle
Dual Element Air Cleaner

OPERATING FEATURES

Tilt Steering Wheel
Power Steering
Deluxe Suspension Seat
w/ 4 Adj. Controls

HYDRAULICS

Open Center -- Gear Type
2 Point Hitch Lift
Cap. at Lift Point -- 573 lbs
8.6 GPM Hyd. Pump Cap.
6 GPM Remote Outlet

HYD. INDEPENDENT PTO

Hyd. Multi-Disc PTO
Single Speed PTO
2545 rpm @ 3000 Eng. rpm

FLUID CAPACITY

Fuel Tank	16.1 gal
Cooling System	5.5 qts
Engine Oil	3.7 qts
Transmission and Hydraulics	14.8 qts

TIRES AND WHEELS

Front 23 x 10.5 - 12 Multi-Trac C/S
Rear 16 x 6.5 - 8 Multi-Trac C/S

TRANSMISSION

Hydrostatic Drive (F2/R2)
Forward Speed -- 0 - 12.5 mph
Reverse Speed -- 0 - 6.8 mph
Front Differential Lock

INSTRUMENTS

Hour Meter
Electric Fuel Gauge
Temperature Gauge
Easy Checker™
Oil Light
Charge Light
Glow Plug Light

SAFETY EQUIPMENT

2 Post Foldable ROPS w/
Retractable Seat Belt
Safety Start Switch
Operator Presence Control
Parking Brake
Overheat Alarm Buzzer

+ Manufacturer Estimate

ORDER CODE	DESCRIPTION	APPROX. SHIP WT.	SUGGESTED LIST PRICE
------------	-------------	------------------	----------------------

*** STANDARD MACHINE ***

F2680E	2WD FRONT MOWER w/ ROPS (Tires and Mower Decks must be ordered separately)	1,727	\$ 16,443.00 (w/Std. tires and ROPS)
--------	---	-------	---

F2680E					
TIRES AND WHEELS (priced per piece)			Price with Tire Option		
ORDER CODE	DESCRIPTION	APPROX SHIP WT.	SUGGESTED LIST PRICE		SUGG. LIST FACT. NO.
AF9364	** Front TIRE 23x10.5-12 R3 TF Steel Bias BB	34	\$ 117.00		\$ 16,443.00
AF8603	** Rear TIRE 16x6.5-8 R3 TF Steel Bias BB	14	\$ 65.00		

** Standard tires.

F3080

*** EQUIPMENT IN STANDARD MACHINE ***

DIESEL ENGINE

Model #D1305
3 Cyl., 77.0 cu. In.
+30.0 Gross Eng. HP
@3000 Eng. RPM
CARB Certified
Alternator -- 40 Amps
Hand Throttle
Dual Element Air Cleaner

OPERATING FEATURES

Tilt Steering Wheel
Power Steering
Deluxe Suspension Seat
w/ 4 Adj. Controls
Auto-Assist 4WD (Forward/Reverse)
Full-time 4WD Capable

HYDRAULICS

Open Center -- Gear Type
2 Point Hitch Lift
Cap. at Lift Point -- 573 lbs
8.6 GPM Hyd. Pump Cap.
6 GPM Remote Outlet

+ Manufacturer Estimate

HYD. INDEPENDENT PTO

Hyd. Multi-Disc PTO
Single Speed PTO
2545 rpm @ 3000 Eng. rpm

FLUID CAPACITY

Fuel Tank	16.1 gal
Cooling System	5.5 qts
Engine Oil	5.4 qts
Transmission and Hydraulics	14.8 qts

TIRES AND WHEELS

Front 24 x 12 - 12 Pro Tech Turf
Rear 18 x 9.5 - 8 Turf-Trac R/S

TRANSMISSION

Dual-Acting Overrunning Clutch
Hydrostatic Drive (F2/R2)
Forward Speed -- 0 - 12.5 mph
Reverse Speed -- 0 - 6.8 mph
Front Differential Lock

INSTRUMENTS

Hour Meter
Electric Fuel Gauge
Temperature Gauge
Easy Checker™
Oil Light
Charge Light
Glow Plug Light

SAFETY EQUIPMENT

2 Post Foldable ROPS w/
Retractable Seat Belt
Safety Start Switch
Operator Presence Control
Parking Brake
Overheat Alarm Buzzer

ORDER CODE	DESCRIPTION	APPROX. SHIP WT.	SUGGESTED LIST PRICE
------------	-------------	------------------	----------------------

*** STANDARD MACHINE ***

F3080	4WD FRONT MOWER w/ ROPS (Tires and Mower Decks must be ordered separately)	1,757	\$ 20,189.00 (w/Std. tires and ROPS)
--------------	--	-------	--

F3080					
TIRES AND WHEELS (priced per piece)			Price with Tire Option		
ORDER CODE	DESCRIPTION	APPROX SHIP WT.	SUGGESTED LIST PRICE		SUGG. LIST FACT. NO.
AR8641	** Front TIRE 24x12-12 R3 TF Steel Bias BB	45	\$ 190.00		\$ 20,189.00
AF9398A	** Rear TIRE 18x9.5-8 R3 TF Steel Bias EE	18	\$ 83.00		

** Standard tires.

F3680

*** EQUIPMENT IN STANDARD MACHINE ***

DIESEL ENGINE

Model #V1505
4 Cyl., 91.4 cu. In.
+36.0 Gross Eng. HP
@3000 Eng. RPM
CARB Certified
Alternator -- 40 Amps
Hand Throttle
Dual Element Air Cleaner
w/ Air Restriction Indicator

OPERATING FEATURES

Tilt Steering Wheel
Power Steering
Deluxe Suspension Seat
w/ 4 Adj. Controls
Auto-Assist 4WD (Forward/Reverse)
Full-time 4WD Capable

HYDRAULICS

Open Center -- Gear Type
2 Point Hitch Lift

HYD. INDEPENDENT PTO

Hyd. Multi-Disc PTO
Single Speed PTO
2545 rpm @ 3000 Eng. rpm

FLUID CAPACITY

Fuel Tank	16.1 gal
Cooling System	5.5 qts
Engine Oil	5.3 qts
Transmission and Hydraulics	14.8 qts

TIRES AND WHEELS

Front 24 x 12 - 12 Pro Tech Turf
Rear 18 x 9.5 - 8 Turf-Trac R/S

TRANSMISSION

Dual-Acting Overrunning Clutch
Hydrostatic Drive (F2/R2)
Forward Speed -- 0 - 12.5 mph
Reverse Speed -- 0 - 6.8 mph
Front Differential Lock

INSTRUMENTS

Hour Meter
Electric Fuel Gauge
Temperature Gauge
Easy Checker™
Oil Light
Charge Light
Glow Plug Light

SAFETY EQUIPMENT

2 Post Foldable ROPS w/
Retractable Seat Belt
Safety Start Switch
Operator Presence Control
Parking Brake
Overheat Alarm Buzzer

Cap. at Lift Point -- 573 lbs
8.6 GPM Hyd. Pump Cap.
6 GPM Remote Outlet

+ Manufacturer Estimate

ORDER CODE	DESCRIPTION	APPROX. SHIP WT.	SUGGESTED LIST PRICE
------------	-------------	------------------	----------------------

*** STANDARD MACHINE ***

F3680	4WD FRONT MOWER w/ ROPS (Tires and Mower Decks must be ordered separately)	1,688	\$ 21,071.00
--------------	--	-------	--------------

F3680		Price with Tire Option		
TIRES AND WHEELS (priced per piece)		APPROX SHIP WT.	SUGGESTED LIST PRICE	SUGG. LIST FACT. NO.
AR8641	** Front TIRE 24x12-12 R3 TF Steel Bias BB	45	\$ 190.00	\$ 21,071.00
AF9398A	** Rear TIRE 18x9.5-8 R3 TF Steel Bias EE	18	\$ 83.00	

** Standard tires.

F Series Implement Matching Chart

F-SERIES IMPLEMENTS MATCHING CHART

Model	F2680E	F3080	F3680
Implements			
60" HiPro3 Side Discharge Mower		RCK60P-F36	
60" Rear Discharge Mower		RCK60R-F36	
72" HiPro3 Side Discharge Mower		RCK72P-F36	
72" Rear Discharge Mower		RCK72R-F36	
100" Flex Mower Deck ^{④⑤}	---	---	RCL100F-F36
Low Dump Hopper Style Grass Catcher ^{①②}		GCK72-F36	
Front Debris Blower (Quick Attach Style) ^①		F2535D	
Front Blade (Quick Attach Style) ^①		B2765A	
Front Rotary Sweeper (Quick Attach Style) ^①		L2162	
Front Snowblower (Quick Attach Style) ^①		F5220B	
Attachments			
Deluxe Hard Cab ^③		F5205	
Canopy / 2 Post ROPS		E1133	
Cruise Control		F8281	
Hazard Light Kit ^④		F8271	
Performance Baffle Kits – Fine Cut		60" Hi Pro 3 Side Discharge: F5267	
		72" Hi Pro 3 Side Discharge: F5277	
		60" Hi Pro 3 Side Discharge: F5265	
		60" Rear Discharge: F5266	
		72" Hi Pro 3 Side Discharge: F5275	
Mulching Kits		72" Rear Discharge: F5276	
Tachometer, Engine		F8285	
Turn Assist Brakes ^④		F8282	
Worklight Kit (ROPS Mounted) ^④		F8255	
Tires (Replacement)			
AF9364 - Front 23 x 10.5 - 12 Multi-Trac C/S	X	--	--
AF8603 - Rear 16 x 6.50 - 8 Multi-Trac C/S	X	--	--
AF8641 - Front 24 x 12 - 12 Pro-Tech Turf	--	X	X
AF9398A - Rear 18 x 9.5 - 8 Turf Trac R/S	--	X	X

- ① Additional Kits are required for mounting. (Please see Implement Section.) F8284 Second Auxiliary Hydraulic Valve Kit required for use with wholegoods requiring F8283 single valve in conjunction with grass catcher.
- ② Application with F5205 Hard Cab requires F5201 Adaptor Kit.
- ③ Not compatible with F8282 Turn Assist Brakes.
- ④ Not compatible with Hard Cab F5205.
- ⑤ Requires F8283 Hydraulic Valve Kit, F5216 Hyd Hose Kit, (5) M8701 Suitcase Weights and M8703 Bolt/Bar Kit.

F Series Implements and Attachments

ORDER CODE	DESCRIPTION	APPROX. SHIP WT.	SUGGESTED LIST PRICE
FRONT MOUNT MOWERS			
RCK60P-F36	60" Cutting Width, HiPro3 Standard Side Discharge Deck. Fits all F80 Series, 3 – Blade Mower / RH Discharge / Shaft Drive / Quick Mount Mechanism	489	\$ 3,240.00
RCK60R-F36	60" Cutting Width, Fabricated Rear Discharge Deck. Fits all F80 Series, 3 – Blade Mower / Rear Discharge / Shaft Drive / Quick Mount Mechanism	494	\$ 3,315.00
RCK72P-F36	72" Cutting Width, HiPro3 Standard Side Discharge Deck. Fits all F80 Series, 3 – Blade Mower / RH Discharge / Shaft Drive / Quick Mount Mechanism	571	\$ 4,170.00
RCK72R-F36	72" Cutting Width, Fabricated Rear Discharge Deck. Fits all F80 Series, 3 – Blade Mower / Rear Discharge / Shaft Drive / Quick Mount Mechanism	541	\$ 4,246.00
RCL100F-F36	100" Cutting Width, Countour Flex Mower Deck rear discharge, compatible ONLY w/ F3680, five 21" deck pan design, Shart Drive / Belt Driven Decks includes rear weight bracket and front lower links Requires F8283 Hydraulic Valve Kit, F5216 Hydraulic Hose Kit, (5) M8071 Suitcase Weights, and M8073 Bolt Bar Kit. Not compatible with F5205 Deluxe Cab	TBD	\$ 16,254.00
PERFORMANCE BAFFLE KITS - Fine Cut			
F5267	Baffle Kit for RCK60P-F36	14	\$ 74.00
F5277	Baffle Kit for RCK72P-F36	16	\$ 79.00
Note: Performance Baffle Kits are not available for Rear Discharge Decks			
MULCHING KITS, include mulching blades			
F5265	Mulching Kit for RCK60P-F36	42	\$ 257.00
F5266	Mulching Kit for RCK60R-F36	66	\$ 267.00
F5275	Mulching Kit for RCK72P-F36	42	\$ 279.00
F5276	Mulching Kit for RCK72R-F36	66	\$ 290.00
OPTIONAL / REPLACEMENT MOWER BLADES			
K5647-97530	* 60" Side Replacement Blade Set (3 blades)	See Parts Price Book for Pricing	
K5647-97590	* 60" Side Discharge Mulch Blade Set (3 blades.)	See Parts Price Book for Pricing	
K5645-97530	* 60" Rear Replacement Blade Set (3 blades)	See Parts Price Book for Pricing	
K5647-97590	* 60" Rear Discharge Mulch Blade Set (3 blades)	See Parts Price Book for Pricing	
K5677-97530	* 72" Side Replacement Blade Set (3 blades)	See Parts Price Book for Pricing	
K5677-97590	* 72" Side Discharge Mulch Blade Set (3 blades)	See Parts Price Book for Pricing	
K5698-97530	* 72" Rear Replacement Blade Set (3 blades)	See Parts Price Book for Pricing	
K5677-97590	* 72" Rear Discharge Mulch Blade Set (3 blades)	See Parts Price Book for Pricing	

* Subject to availability.

F Series Implements and Attachments

ORDER CODE	DESCRIPTION	APPROX. SHIP WT.	SUGGESTED LIST PRICE
GRASS CATCHERS			
GCK72-F36	Grass Catcher - Low Dump, Hopper Style 12 Bushel Capacity, Hydraulic Dump from Operator's seat Requires Boot Kit and Hydraulic Vavle	515	\$ 4,009.00
Note:	1. Grass Catcher is not compatible with Rear Discharge Decks. 2. Application with F5205 Hard Cab requires F5201 Adapter Kit 3. Requires F8284 Seond Auziliary Hydraulic Valve Kit if used in confuction with a front mounted implement		
BOOT KIT, required for use with GCK72-F36			
F8286	Boot kit for RCK60P-F36 Deck	31	\$ 267.00
F8287	Boot kit for RCK72P-F36 Deck	31	\$ 267.00
HYDRAULIC VALVE, required for use with GCK72-F36 or RCL100F-F36			
F8283	Hydraulic Valve, Single	12	\$ 440.00
F8284	Second Auxiliary Hydraulic Valve Kit For use with wholegoods requiring F8283 Single Valve in conjunction with grass catcher	16	\$ 654.00
GRASS CATCHER ADAPTER KIT			
F5201	For use with GCK72-F36 and F5205 Hard Cab	16	\$ 75.00
BLOCK HEATER			
70000-73274	Engine Block Heater for Cold Weather Starts	Order through Parts Department	
CANOPY			
E1133	Orange, ABS Plastic Canopy Sunshade. Fits all F80 Series	63	\$ 437.00
CRUISE CONTROL KIT			
F8281	Fits all F80 Series	10	\$ 273.00
HAZARD LIGHT KIT			
F8271	Two Light Assembly -- ROPS Mounted Includes all mounting hardware	3	\$ 158.00
REPLACEMENT SEAT			
F8280R	Deluxe Suspension Seat with Adjustable Controls Fits all F80 Series	58	\$ 405.00
TACHOMETER			
F8285	Engine Tachometer	10	\$ 293.00
TURN ASSIST BRAKES			
F8282	Turn Assist Brakes (not compatible with F5205 Hard Cab)	20	\$ 225.00
WORKLIGHT KIT			
F8255	ROPS Mounted Worklight Kit	10	\$ 100.00
ROPS ORGANIZER			
E1184	Storage Organizer (ROPS mounted) 5 protective pockets with zippers	TBD	\$ 57.00

F Series Implements and Attachments

ORDER CODE	DESCRIPTION	APPROX. SHIP WT.	SUGGESTED LIST PRICE
DELUXE HARD CAB			
F5205	Standard features include: metal roof, front windshield, removeable doors, electric wiper, front work lights, and 12-volt auxiliary outlet. Fits all F80 Series. Optional V4238 Overhead Console is available. Note: Not compatible with RCL100F-F36 due to weight restrictions	487	\$ 3,219.00
OVERHEAD CONSOLE			
V4238	Compatible with F5205 Hard Cab Includes: integrated switch panel, AM/FM CD stereo, 2-speed fan, and dome light	25	\$ 750.00
DELUXE HARD CAB HEATER			
F5202A	Heater kit for F5205 Hard Cab Includes mounting and plumbing hardware.	16	\$ 427.00
DEBRIS BLOWER			
F2535D	Produces up to 250 mph air velocity. Hydraulic 230 degree chute rotation is standard. Requires: F5212 Quick Hitch, F5216 Remote Hyd. Kit, F8283 Hydraulic Valve, F2523B ½ PTO Shaft, (1) BX8064 Weight Bracket, (4) BL8060-1 Suitcase Weights, (4) BL8062 Bolt Kits.	350	\$ 2,964.00
FRONT BLADE			
B2765A	60" Heavy Duty Dozer Blade with Quick Attach Design. Hydraulic Lift, Hydraulic Angle, Skid Shoes, and Spring Trip are Standard Equipment. Requires: F5212 Quick Hitch, F5216 Remote Hyd. Kit, F8283 Hydraulic Valve, (1) BX8064 Weight Bracket, (4) BL8060-1 Suitcase Weights, (4) BL8062 Bolt Kits. Optional B2766 60" rubber cutting edge.	411	\$ 1,647.00
B2766	60" Rubber cutting edge, option for B2765A	50	\$ 206.00
ROTARY SWEEPER			
L2162	60" Rotary Sweeper, Hydraulic Angle Standard Requires: F5212 Quick Hitch, F5216 Remote Hyd. Kit, F8283 Hydraulic Valve, (1) BX8064 Weight Bracket, (4) BL8060-1 Suitcase Weights, (4) BL8062 Bolt Kits, (1) F2523B 1/2 PTO Shaft Kit.	300	\$ 3,539.00
BL2178	Gauge Wheel Kit, option for L2162	47	\$ 439.00
L2168	Rubber Dust Deflector Kit, option for L2162	31	\$ 153.00

F Series Implements and Attachments

ORDER CODE	DESCRIPTION		APPROX. SHIP WT.	SUGGESTED LIST PRICE
SNOWBLOWER				
F5220B	Heavy Duty 51" Two Stage Snowblower with 4 Blade 17.75" Impeller. Features Hydraulic Chute Rotator standard with Manual Chute Deflector. Requires: F5212 Quick Hitch, F5216 Remote Hyd. Kit, F8283 Hydraulic Valve, (1) BX8064 Weight Bracket, (4) BL8060-1 Suitcase Weights, (4) BL8062 Bolt Kits.		625	\$ 3,617.00
B2516	Electric Chute Deflector, option for F5220B		8	\$ 597.00
B2786	Side Extensions (5" overall), option for F5220B		27	\$ 113.00
SUBFRAMES (MOUNTING KITS)				
F5212	Male Quick Hitch	K229F32	103	\$ 294.00
HYDRAULIC KITS / VALVE				
F5216	Remote Hydraulic Kit, Hose Kit Requires F8283 Hydraulic Valve, Single		4	\$ 170.00
F8283	Hydraulic Valve, Single		12	\$ 440.00
F8284	Second Auxiliary Hydraulic Valve Kit For use with wholegoods requiring F8283 Single Valve in conjunction with grass catcher		16	\$ 654.00
WEIGHT BRACKETS (Rear)				
BX8064A	Rear Weight Bracket		25	\$ 103.00
SUITCASE WEIGHT				
BL8060-1	One (1) 55 lbs. Weight, requires one (1) BL8062 Bolt Kit		55	\$ 71.00
BL8062	Suitcase Weight Bolt Kit (Qty: 1)		1	\$ 6.00
M8071	One (1) Suitcase Weight (100" Flex Deck)		105	\$ 85.00
M8073	Bolt/Bar Kit for M8071 Weights (Qty: 1) (100" Flex Deck)		9	\$ 52.00
PTO KITS				
F2523B	1/2 PTO Shaft Kit for F2535D and L2162		7	\$ 185.00

F/ZD Replacement Engines

ORDER CODE	DESCRIPTION	APPROX. SHIP WT.	SUGGESTED LIST PRICE	
TIER I				
D1005-EFM	Replacement engine for F-2260	270	\$	2,767.00
D1105-EFM	Replacement engine for F-2560, F-2560E, ZD28	270	\$	3,736.00
V1305-FM	Replacement engine for F-3060	308	\$	3,938.00
D1105-FZ	Replacement engine for FZ2400	197	\$	3,092.00
D722EXFM5	Replacement engine for ZD18	230	\$	3,029.00
D782EXFM5	Replacement engine for ZD21, ZD21-PRO	250	\$	3,332.00
TIER II				
D1005E2F22	Replacement engine for F-2206-R	270	\$	3,533.00
D1105E2FZ	Replacement engine for FZ2400	197	\$	3,736.00
D1005E2ZD	Replacement engine for ZD25F	225	\$	3,533.00
D1105E2ZD	Replacement engine for ZD28F	225	\$	3,837.00
D1105E2F28	Replacement engine for F-2880	270	\$	3,736.00
V1505E2F36	Replacement engine for F-3680	270	\$	4,342.00
D1005E2ZD2	Replacement engine for ZD326	225	\$	3,533.00
KGZ770E2M1	Replacement engine for ZG327	225	\$	2,542.00
KGZ770E2M2	Replacement engine for ZG227	225	\$	2,542.00
KGZ770E2M3	Replacement engine for ZG222	250	\$	2,201.00
EG371-11000	Replacement engine for ZG327PA-60	(See Parts Price Book for Pricing)		
EG805-51000	Replacement engine for ZG332P-60, ZG332LP-72	(See Parts Price Book for Pricing)		
INTERIM TIER IV				
D1305E3ZD	Replacement engine for ZD331P-60, ZD331LP-72	225	\$ \$	4,263.00
V1505E3F36	Replacement engine for F3680	270	\$ \$	4,472.00
TIER IV				
D722E3ZD	Replacement engine for ZD18F	230	\$ \$	3,150.00
D782E3ZD	Replacement engine for ZD21F	250	\$ \$	3,431.00
D782E3ZD2	Replacement engine for ZD321	250	\$ \$	3,431.00
D1005E3ZD	Replacement engine for ZD25F	225	\$ \$	3,639.00
D1005E3ZD2	Replacement engine for ZD326	225	\$ \$	3,639.00
D1005E3F22	Replacement engine for F-2260, -R	270	\$ \$	3,639.00
D1105E3F25	Replacement engine for F-2560, -R / F-2560E, -R	270	\$ \$	3,983.00
D1105E3F24	Replacelment engine for F2400, 01	400	\$ \$	3,983.00
D1105E3F26	Replacement engine for F2680E	270	\$ \$	3,983.00
D1305E3F30	Replacement engine for F3080	300	\$ \$	4,160.00
D1105E3FZ	Replacement engine for FZ2400	197	\$ \$	3,983.00

This page intentionally left blank.

WHOLEGOODS PRICE LIST EFFECTIVE MARCH 1, 2013

Please replace all pages of this section of the current price book. These pages are a complete revision of this section. All prices are effective as of March 1, 2013.

This page intentionally left blank.

PAGE NUMBER	MODEL	PTO H.P.	SUGGESTED LIST PRICE
3-4	BX1870	13.7	\$9,636.00
3-5	BX2370	17.5	\$11,163.00
3-6	BX25DLB-T	17.7	\$18,289.00
3-7	BX2670	19.5	\$12,556.00
3-8	BX1860*	13.7	\$9,318.00
3-9	BX2360*	17.5	\$10,795.00
3-10	BX25LB-T*	17.7	\$18,799.00
3-11	BX2660*	19.5	\$12,142.00
3-12	BX60/70 Series Implement and Attachment Chart		
3-13	BX60/70 Series Implements		
3-18	BX60/70 Series Dealer Installed Options		
3-20	BX Series Replacement Engines		
3-21	Prior Models		

*Subject to availability.

ASSEMBLY CHARGES (Added to Invoice)

BX25/BX25D	\$250.00
------------	----------

BX1870

*** EQUIPMENT IN STANDARD MACHINE ***

DIESEL ENGINE

Model # D722E3BX2
3 Cyl., 43.9 cu. in.
+ 18 Gross Eng. HP
+ 13.7 PTO HP
@ 3200 Eng. rpm
12V 435 CCA Battery
Charging Output 40 amps

HYDRAULICS

Open Center — Gear Type
6.3 gpm Pump Output
Cat I 3-point Hitch
At Lift Point 992 lbs.
24" Behind 670 lbs.

Quarter Inching

FRONT AXLE

Hydrostatic Power Steering
Cast Iron
Bevel Gear 4WD
Tread Spacing Non-adjustable

DRIVE TRAIN

Hydrostatic Drive
Forward Speeds —
Lo Range 0 – 3.7 mph
Hi Range 0 – 7.8 mph
Reverse Speeds —
Lo Range 0 – 2.8 mph
Hi Range 0 – 5.9 mph
Rear Differential Lock Std.

FLUID CAPACITY

Fuel Tank 6.6 gal.
Cooling System 2.6 qts.
Crankcase 3.06 qts.
Transmission and 3.1 gal.
Hydraulics

TIRES AND WHEELS

Front 16 x 7.50 - 8
Rear 24 x 12.00 - 12

POWER TAKE OFF

Rear PTO – 1 Speed
SAE Std 1 3/8" Six Spline
540 rpm @ 3200 Eng. Rpm
Mid PTO – 1 Speed
2500 rpm @ 3200 Eng. Rpm
Independent PTO

FEATURES/INSTRUMENTS

Analog Tachometer/Digital Hour Meter
Fuel Gauge
Charge/Oil Pressure
Engine Coolant Temperature

SAFETY EQUIPMENT

Two Post Foldable ROPS w/
Retractable Seat Belt
Safety Start Switches
Parking Brakes
Electric Key Shut-Off
Flip up PTO Shield
Wet Disc Brakes
SMV Sign

+ Manufacturer Estimate

ORDER CODE	DESCRIPTION	APPROX. SHIP WT.	SUGGESTED LIST PRICE
*** STANDARD MACHINE ***			
BX1870	4WD Tractor With Foldable ROPS (must order tires separately)	1563	\$9,636.00
BX1870V	4WD Tractor With Foldable ROPS and Loader Valve (must order tires separately)	1756	\$10,292.00
BX1870TV48P	4WD Tractor with Foldable ROPS, Loader Valve, Turf Tires and RCK48P18BX Mower Deck	1928	\$12,161.00
BX1870T54	4WD Tractor with Foldable ROPS, Turf Tires, and RCK54-23BX Mower Deck	1874	\$11,640.00
BX1870TV54	4WD Tractor with Foldable ROPS, Loader Valve, Turf Tires, and RCK54-23BX Mower Deck	1949	\$12,296.00

BX1870				
ORDER CODE	DESCRIPTION	FACTORY NUMBER	APPROX. SHIP WT.	SUGGESTED LIST PRICE
ABXR8781	F-TIRE 16x7.5-8 R3 TF Steel	K31B98	14	\$41.00
ABXR8782	R-TIRE 24x12-12 R3 TF Steel	K80B34	39	\$103.00
ABXR8783	F-TIRE 16x7.5-8 Steel Bia	K35B10	17	\$45.00
ABXR8784	R-TIRE 24x12-12 Steel Bia	K88B14	45	\$113.00

BX2370

*** EQUIPMENT IN STANDARD MACHINE ***

DIESEL ENGINE

Model # D902E3BX2
3 Cyl., 54.8 cu. in.
+ 23 Gross Eng. HP
+ 17.7 PTO HP
@ 3200 eng. Rpm
12 v 535CCA Battery
Charging Output 40 amps

HYDRAULICS

Open Center – Gear Type
6.3 gpm Pump Output
Cat I 3-Point Hitch
At lift point 992 lbs.
24" Behind 670 lbs.
Quarter Inching Valve

FRONT AXLE

Bevel Gear, 4WD
Hydrostatic Power Steering
Cast Iron - Heavy Duty
Tread Spacing, Nonadjustable

TRANSMISSION

Hydrostatic Drive
Forward Speeds
Lo Range 0 – 3.7 mph
Hi Range 0 – 8.4 mph
Reverse Speeds
Lo Range 0 – 2.8 mph
Hi Range 0 – 6.5 mph
Rear Differential Lock
FLUID CAPACITY
Fuel Tank 6.6 gal.
Cooling System 2.8 qts.
Crankcase 3.3 qts.
Transmission and 3.1 gal.
Hydraulics

TIRES AND WHEELS

Front 18 x 8.50 - 10
Rear 26 x 12.00 – 12

POWER TAKE OFF

Rear PTO– 1 Speed
SAE Std 1 3/8" Six Spline
540 rpm @ 3200 Eng. RPM
Mid PTO – 1 Speed
2500 rpm @3200 Eng. Rpm
Independent PTO
Operators Presence Control System

FEATURES/INSTRUMENTS

Deluxe Reclining High-back Seat
with Arm Rests
Analog Tachometer/Digital Hour Meter
Fuel Gauge
Engine Coolant Temperature
Charge/Oil Pressure

SAFETY EQUIPMENT

Two Post Foldable ROPS with Retractable
Seat Belt
Safety Start Switches
Parking Brakes
Electric Key Shut-Off
Flip Up PTO Shield
Wet Disc Brakes
SMV Sign

+ Manufacturer Estimate

ORDER CODE	DESCRIPTION	APPROX. SHIP WT.	SUGGESTED LIST PRICE
------------	-------------	------------------	----------------------

*** STANDARD MACHINE ***

BX2370	4WD Tractor with Foldable ROPS (Must order tires separately)	1715	\$11,163.00
BX2370V	4WD Tractor with Foldable ROPS and Loader Valve (Must order tires separately.)	1658	\$11,819.00
BX2370TV54P	4WD Tractor with Foldable ROPS, Loader Valve, Turf Tires and RCK54P23BX Mower Deck	1894	\$13,988.00
BX2370TV60	4WD Tractor with Foldable ROPS, Loader Valve, Turf Tires and RCK60B23BX Mower Deck	1839	\$14,099.00
BX2370RV	4WD Tractor with Foldable ROPS Loader Valve and R4 Industrial Tires	1861	\$12,099.00
BX2370RV60	4WD Tractor with Foldable ROPS, Loader Valve, R4 Tires and RCK60B23BX Mower Deck	2092	\$14,149.00
BX2370T60	4WD Tractor with Foldable ROPS, Turf Tires, and RCK60B23BX Mower Deck	2034	\$13,443.00

BX2370			
ORDER CODE	DESCRIPTION	APPROX. SHIP WT.	SUGGESTED LIST PRICE
ABXR8771	F-TIRE 18x8.50-10 R3 TF STL	19	\$62.00
ABXR8712	R-TIRE 26x12-12 R3 TF Steel	46	\$108.00
ABXR8772	F-TIRE 18X8.50-10 R1 AG STL	21	\$65.00
ABXR8714	R-TIRE 26x12-12 Steel Bia	49	\$123.00
ABXR8717	F-TIRE 18X8.50-10 R4 IN STL	22	\$68.00
ABXR8718	R-TIRE 26x12.00-12 R4 IN ST	48	\$127.00

BX25D

*** EQUIPMENT IN STANDARD MACHINE ***

DIESEL ENGINE

Model # D902E3BX2
3 Cyl., 54.8 cu. In.
+ 23 Gross HP
+ 17.5 PTO HP
@ 3200 Engine RPM
Charging output 40 Amps
12 V x 535CCA

HYDRAULICS

Open Center — Gear Type
6.3 gpm Pump Output
Cat I 3-point Hitch (Optional)
At lift point 992 lbs.
24" Behind 670 lbs.
Position Control

FRONT AXLE

Bevel-Gear, 4 WD
Hydrostatic Power Steering
Cast Iron — Heavy Duty
Tread spacing, Non-adjustable

TRANSMISSION

Hydrostatic Drive
Forward Speeds
Lo Range 0 — 3.7 mph
Hi Range 0 — 8.4 mph
Reverse Speeds
Lo Range 0 — 2.8 mph
Hi Range 0 — 6.5 mph
Rear Differential Lock

FLUID CAPACITY

Fuel Tank 6.6 gal.
Cooling System 2.8 qts.
Crankcase 3.3 qts.
Transmission 3.1 gal.
and Hydraulics

TIRES AND WHEELS

Front 18 x 8.50 - 10
Rear 26 x 12.00 — 12

POWER TAKE OFF

Rear PTO — 1 speed
SAE Std — 1-3/8, 6 splines
540 rpm @ 3068 Eng. Rpm
Mid PTO — 1 Speed
2500 rpm @ 3125 Eng. Rpm
Independent PTO

FEATURES/INSTRUMENTS

Deluxe Reclining High-back Seat
with Arm Rests
Analog Tachometer/Digital Hour Meter
Fuel Gauge
Engine Coolant Temperature
Charge/Oil Pressure

SAFETY EQUIPMENT

2 Post Foldable ROPS w/Retractable
Seat Belt
Flip-Up PTO Shield
Safety Start Switch
Electric Key Shut Off
Wet Disc Brakes
Parking Brakes
SMV Signs

+ Manufacturer Estimate

**BX25DTRACTOR, LA240A LOADER, BT602 BACKHOE COMPLETELY ASSEMBLED.
HIGH PERFORMANCE 4 POSITION VALVE (REMAINS WITH TRACTOR) STANDARD
ORDER OPTIONS: TURF OR R4 TIRES**

ORDER CODE	DESCRIPTION	APPROX. SHIP WT.	SUGGESTED LIST PRICE
*** STANDARD MACHINE ***			
BX25DLB-T	BX25D Tractor, LA240A Loader, BT602 Backhoe, 4 Position Valve, Turf tires	2475	\$19,289.00
BX25DLB-R	BX25D Tractor, LA240A Loader, BT602 Backhoe, 4 Position Valve, R4 Industrial Tires	2475	\$19,339.00

3-POINT HITCH (CAT. I)

BX2506	3 POINT HITCH KIT FOR BX25	55	\$216.00
--------	----------------------------	----	----------

*** MANDATORY - MUST ORDER ONE ***

BUCKETS

BT2930	8" BACKHOE BUCKET	31	\$361.00
BT2931	12" BACKHOE BUCKET	42	\$491.00

BX2670

*** EQUIPMENT IN STANDARD MACHINE ***

DIESEL ENGINE

Model # D1005E3BX
3 Cyl., 61.1 cu. in.
+ 25.5 Gross Eng. HP
+ 19.5 PTO HP
@ 3200 eng. Rpm
12 v 535CCA Battery
Charging Output 40 amps

HYDRAULICS

Open Center – Gear Type
6.3 gpm Pump Output
Cat I 3-Point Hitch
At lift point 1210 lbs.
24" Behind 670 lbs.
Quarter Inching Valve

FRONT AXLE

Bevel Gear, 4WD
Hydrostatic Power Steering
Cast Iron - Heavy Duty
Tread Spacing, Nonadjustable

TRANSMISSION

Hydrostatic Drive
Forward Speeds
Lo Range 0 – 3.7 mph
Hi Range 0 – 8.1 mph
Reverse Speeds
Lo Range 0 – 2.8 mph
Hi Range 0 – 6.5 mph
Rear Differential Lock
FLUID CAPACITY
Fuel Tank 6.6 gal.
Cooling System 3.1 qts.
Crankcase 3.7 qts.
Transmission and 3.1 gal.
Hydraulics

TIRES AND WHEELS

Front 18 x 8.50 - 10
Rear 26 x 12.00 – 12

POWER TAKE OFF

Rear PTO– 1 Speed
SAE Std 1 3/8" Six Spline
540 rpm @ 3200 Eng. RPM
Mid PTO – 1 Speed
2500 rpm @3200 Eng. Rpm
Independent PTO
Operators Presence Control System

FEATURES/INSTRUMENTS

Deluxe Reclining High-back Seat
with Arm Rests
Analog Tachometer/Digital Hour Meter
Fuel Gauge
Engine Coolant Temperature
Charge/Oil Pressure

SAFETY EQUIPMENT

Two Post Foldable ROPS with Retractable
Seat Belt
Safety Start Switches
Parking Brakes
Electric Key Shut-Off
Flip Up PTO Shield
Wet Disc Brakes
SMV Sign

+ Manufacturer Estimate

ORDER CODE	DESCRIPTION	APPROX. SHIP WT.	SUGGESTED LIST PRICE
------------	-------------	------------------	----------------------

*** STANDARD MACHINE ***

BX2670	4WD Tractor with Foldable ROPS (Must order tires separately)	1715	\$12,556.00
BX2670TV	4WD Tractor with Foldable ROPS, Loader Valve, and Turf Tires	1861	\$13,442.00
BX2670BV	4WD Tractor with Foldable ROPS, Loader Valve, and Bar Tires	1861	\$13,478.00
BX2670RV	4WD Tractor with Foldable ROPS Loader Valve and R4 Industrial Tires	1861	\$13,492.00
BX2670TV60	4WD Tractor with Foldable ROPS, Loader Valve, Turf Tires and RCK60B23BX Mower Deck	2139	\$15,492.00
BX2670RV60	4WD Tractor with Foldable ROPS, Loader Valve, R4 Tires and RCK60B23BX Mower Deck	2168	\$15,542.00

BX2660			
ORDER CODE	DESCRIPTION	APPROX. SHIP WT.	SUGGESTED LIST PRICE
ABXR8771	F-TIRE 18x8.50-10 R3 TF STL	19	\$62.00
ABXR8712	R-TIRE 26x12-12 R3 TF Steel	46	\$108.00
ABXR8772	F-TIRE 18X8.50-10 R1 AG STL	21	\$65.00
ABXR8714	R-TIRE 26x12-12 Steel Bia	49	\$123.00
ABXR8717	F-TIRE 18X8.50-10 R4 IN STL	22	\$68.00
ABXR8718	R-TIRE 26x12.00-12 R4 IN ST	48	\$127.00

BX1860

*** EQUIPMENT IN STANDARD MACHINE ***

DIESEL ENGINE

Model # D722E3BX2
3 Cyl., 43.9 cu. in.
+ 18 Gross Eng. HP
+ 13.7 PTO HP
@ 3200 Eng. rpm
12V 435 CCA Battery
Charging Output 40 amps

HYDRAULICS

Open Center — Gear Type
6.3 gpm Pump Output
Cat I 3-point Hitch
At Lift Point 992 lbs.
24" Behind 670 lbs.

Quarter Inching

FRONT AXLE

Hydrostatic Power Steering
Cast Iron
Bevel Gear 4WD
Tread Spacing Non-adjustable

DRIVE TRAIN

Hydrostatic Drive
Forward Speeds —
Lo Range 0 — 3.7 mph
Hi Range 0 — 7.8 mph
Reverse Speeds —
Lo Range 0 — 2.8 mph
Hi Range 0 — 5.7 mph
Rear Differential Lock Std.

FLUID CAPACITY

Fuel Tank 6.6 gal.
Cooling System 2.6 qts.
Crankcase 3.06 qts.
Transmission and 3.1 gal.
Hydraulics

TIRES AND WHEELS

Front 16 x 7.50 - 8
Rear 24 x 12.00 - 12

POWER TAKE OFF

Rear PTO — 1 Speed
SAE Std 1 3/8" Six Spline
540 rpm @ 3200 Eng. Rpm
Mid PTO — 1 Speed
2500 rpm @ 3200 Eng. Rpm
Independent PTO

INSTRUMENTS

Tachometer/Hour Meter
Fuel Gauge
Charge/Oil Pressure
Engine Coolant Temperature

SAFETY EQUIPMENT

Two Post ROPS w/
Retractable Seat Belt
Safety Start Switches
Parking Brakes
Electric Key Shut-Off
Flip up PTO Shield
Wet Disc Brakes
SMV Sign

+ Manufacturer Estimate

ORDER CODE	DESCRIPTION	APPROX. SHIP WT.	SUGGESTED LIST PRICE
*** STANDARD MACHINE ***			
BX1860*	4WD Tractor With Rigid ROPS (must order tires separately)	1563	\$9,318.00
BX1860V*	4WD Tractor With Rigid ROPS and Loader Valve (must order tires separately)	1756	\$9,954.00
BX1860TV48P*	4WD Tractor with Rigid ROPS, Loader Valve, Turf Tires and RCK48P18BX Mower Deck	1928	\$11,761.00
BX1860T54*	4WD Tractor with Rigid ROPS, Turf Tires, and RCK54-23BX Mower Deck	1874	\$11,256.00
BX1860TV54*	4WD Tractor with Rigid ROPS, Loader Valve, Turf Tires, and RCK54-23BX Mower Deck	1949	\$11,892.00

* Subject to availability.

BX1860			
ORDER CODE	DESCRIPTION	APPROX. SHIP WT.	SUGGESTED LIST PRICE
ABXR8781	F-TIRE 16x7.5-8 R3 TF Steel	14	\$41.00
ABXR8782	R-TIRE 24x12-12 R3 TF Steel	39	\$103.00
ABXR8783	F-TIRE 16x7.5-8 Steel Bia	17	\$45.00
ABXR8784	R-TIRE 24x12-12 Steel Bia	45	\$113.00

BX2360

*** EQUIPMENT IN STANDARD MACHINE ***

DIESEL ENGINE

Model # D902E3BX2
3 Cyl., 54.8 cu. in.
+ 23 Gross Eng. HP
+ 17.7 PTO HP
@ 3200 eng. Rpm
12 v 535CCA Battery
Charging Output 40 amps

HYDRAULICS

Open Center – Gear Type
6.3 gpm Pump Output
Cat I 3-Point Hitch
At lift point 992 lbs.
24" Behind 670 lbs.
Quarter Inching Valve

FRONT AXLE

Bevel Gear, 4WD
Hydrostatic Power Steering
Cast Iron - Heavy Duty
Tread Spacing, Nonadjustable

TRANSMISSION

Hydrostatic Drive
Forward Speeds
Lo Range 0 – 3.7 mph
Hi Range 0 – 8.4 mph
Reverse Speeds
Lo Range 0 – 2.8 mph
Hi Range 0 – 6.2 mph
Rear Differential Lock
FLUID CAPACITY
Fuel Tank 6.6 gal.
Cooling System 2.8 qts.
Crankcase 3.3 qts.
Transmission and 3.1 gal.
Hydraulics

TIRES AND WHEELS

Front 18 x 8.50 - 10
Rear 26 x 12.00 – 12

POWER TAKE OFF

Rear PTO– 1 Speed
SAE Std 1 3/8" Six Spline
540 rpm @ 3200 Eng. RPM
Mid PTO – 1 Speed
2500 rpm @3200 Eng. Rpm
Independent PTO
Operators Presence Control System

INSTRUMENTS

Tachometer/Hour Meter
Fuel Gauge
Engine Coolant Temperature
Charge/Oil Pressure

SAFETY EQUIPMENT

Two Post ROPS with Retractable
Seat Belt
Safety Start Switches
Parking Brakes
Electric Key Shut-Off
Flip Up PTO Shield
Wet Disc Brakes
SMV Sign

+ Manufacturer Estimate

ORDER CODE	DESCRIPTION	APPROX. SHIP WT.	SUGGESTED LIST PRICE
---------------	-------------	---------------------	-------------------------

*** STANDARD MACHINE ***

BX2360*	4WD Tractor with Rigid ROPS (Must order tires separately)	1715	\$10,795.00
BX2360V*	4WD Tractor with Rigid ROPS and Loader Valve (Must order tires separately.)	1658	\$11,431.00
BX2360TV54P*	4WD Tractor with Rigid ROPS, Loader Valve, Turf Tires and RCK54P23BX Mower Deck	1894	\$13,527.00
BX2360TV60*	4WD Tractor with Rigid ROPS, Loader Valve, Turf Tires and RCK60B23BX Mower Deck	1839	\$13,635.00
BX2360RV*	4WD Tractor with Rigid ROPS Loader Valve and R4 Industrial Tires	1861	\$11,685.00
BX2360RV60*	4WD Tractor with Rigid ROPS, Loader Valve, R4 Tires and RCK60B23BX Mower Deck	2092	\$13,675.00
BX2360T60*	4WD Tractor with Rigid ROPS, Turf Tires, and RCK60B23BX Mower Deck	2034	\$12,999.00

* Subject to availability.

BX2360			
ORDER CODE	DESCRIPTION	APPROX. SHIP WT.	SUGGESTED LIST PRICE
ABXR8771	F-TIRE 18x8.50-10 R3 TF STL	19	\$62.00
ABXR8712	R-TIRE 26x12-12 R3 TF Steel	46	\$108.00
ABXR8772	F-TIRE 18X8.50-10 R1 AG STL	21	\$65.00
ABXR8714	R-TIRE 26x12-12 Steel Bia	49	\$123.00
ABXR8717	F-TIRE 18X8.50-10 R4 IN STL	22	\$68.00
ABXR8718	R-TIRE 26x12.00-12 R4 IN ST	48	\$127.00

BX25

*** EQUIPMENT IN STANDARD MACHINE ***

DIESEL ENGINE

Model # D902E3BX2
3 Cyl., 54.8 cu. In.
+ 23 Gross HP
+ 17.5 PTO HP
@ 3200 Engine RPM
Charging output 40 Amps
12 V x 535CCA

HYDRAULICS

Open Center — Gear Type
6.3 gpm Pump Output
Cat I 3-point Hitch (Optional)
At lift point 992 lbs.
24" Behind 670 lbs.
Position Control

FRONT AXLE

Bevel-Gear, 4 WD
Hydrostatic Power Steering
Cast Iron — Heavy Duty
Tread spacing, Non-adjustable

TRANSMISSION

Hydrostatic Drive
Forward Speeds
Lo Range 0 – 3.7 mph
Hi Range 0 – 8.4 mph
Reverse Speeds
Lo Range 0 – 2.8 mph
Hi Range 0 – 6.3 mph
Rear Differential Lock

FLUID CAPACITY

Fuel Tank 6.6 gal.
Cooling System 2.8 qts.
Crankcase 3.3 qts.
Transmission 3.1 gal.
and Hydraulics

TIRES AND WHEELS

Front 18 x 8.50 - 10
Rear 26 x 12.00 – 12

POWER TAKE OFF

Rear PTO – 1 speed
SAE Std – 1-3/8, 6 splines
540 rpm @ 3068 Eng. Rpm
Mid PTO – 1 Speed
2500 rpm @ 3125 Eng. Rpm
Independent PTO

INSTRUMENT PANEL

Tachometer/Hour Meter
Fuel Gauge
Engine Coolant Temperature
Charge/Oil Pressure

SAFETY EQUIPMENT

2 Post Foldable ROPS w/Retractable
Seat Belt
Flip-Up PTO Shield
Safety Start Switch
Electric Key Shut Off
Wet Disc Brakes
Parking Brakes
SMV Signs

+ Manufacturer Estimate

**BX25 TRACTOR, LA240 LOADER, BT601 BACKHOE COMPLETELY ASSEMBLED.
HIGH PERFORMANCE 4 POSITION VALVE (REMAINS WITH TRACTOR) STANDARD
ORDER OPTIONS: TURF OR R4 TIRES**

ORDER CODE	DESCRIPTION	APPROX. SHIP WT.	SUGGESTED LIST PRICE
------------	-------------	------------------	----------------------

*** STANDARD MACHINE ***

BX25LB-T*	BX25 Tractor, LA240 Loader, BT601 Backhoe, 4 Position Valve, Turf tires	2475	\$18,799.00
BX25LB-R*	BX25 Tractor, LA240 Loader, BT601 Backhoe, 4 Position Valve, R4 Industrial Tires	2475	\$18,839.00

* Subject to availability.

3-POINT HITCH (CAT. I)

BX2506	3 POINT HITCH KIT FOR BX25	55	\$216.00
--------	----------------------------	----	----------

*** MANDATORY - MUST ORDER ONE ***

BUCKETS

BT2930	8" BACKHOE BUCKET	31	\$361.00
BT2931	12" BACKHOE BUCKET	42	\$491.00

BX2660

*** EQUIPMENT IN STANDARD MACHINE ***

DIESEL ENGINE

Model # D1005E3BX
3 Cyl., 61.1 cu. in.
+ 25.5 Gross Eng. HP
+ 19.5 PTO HP
@ 3200 eng. Rpm
12 v 535CCA Battery
Charging Output 40 amps

HYDRAULICS

Open Center – Gear Type
6.3 gpm Pump Output
Cat I 3-Point Hitch
At lift point 1210 lbs.
24" Behind 670 lbs.
Quarter Inching Valve

FRONT AXLE

Bevel Gear, 4WD
Hydrostatic Power Steering
Cast Iron - Heavy Duty
Tread Spacing, Nonadjustable

TRANSMISSION

Hydrostatic Drive
Forward Speeds
Lo Range 0 – 3.7 mph
Hi Range 0 – 8.1 mph
Reverse Speeds
Lo Range 0 – 2.8 mph
Hi Range 0 – 6.2 mph
Rear Differential Lock

FLUID CAPACITY

Fuel Tank 6.6 gal.
Cooling System 3.1 qts.
Crankcase 3.7 qts.
Transmission and 3.1 gal.
Hydraulics

TIRES AND WHEELS

Front 18 x 8.50 - 10
Rear 26 x 12.00 – 12

POWER TAKE OFF

Rear PTO– 1 Speed
SAE Std 1 3/8" Six Spline
540 rpm @ 3200 Eng. RPM
Mid PTO – 1 Speed
2500 rpm @3200 Eng. Rpm
Independent PTO
Operators Presence Control System

INSTRUMENTS

Tachometer/Hour Meter
Fuel Gauge
Engine Coolant Temperature
Charge/Oil Pressure

SAFETY EQUIPMENT

Two Post ROPS with Retractable
Seat Belt
Safety Start Switches
Parking Brakes
Electric Key Shut-Off
Flip Up PTO Shield
Wet Disc Brakes
SMV Sign

+ Manufacturer Estimate

ORDER CODE	DESCRIPTION	APPROX. SHIP WT.	SUGGESTED LIST PRICE
------------	-------------	------------------	----------------------

*** STANDARD MACHINE ***

BX2660*	4WD Tractor with Rigid ROPS (Must order tires separately)	1715	\$12,142.00
BX2660TV*	4WD Tractor with Rigid ROPS, Loader Valve, and Turf Tires	1861	\$12,992.00
BX2660BV*	4WD Tractor with Rigid ROPS, Loader Valve, and Bar Tires	1861	\$13,018.00
BX2660RV*	4WD Tractor with Rigid ROPS Loader Valve and R4 Industrial Tires	1861	\$13,032.00
BX2660TV60*	4WD Tractor with Rigid ROPS, Loader Valve, Turf Tires and RCK60B23BX Mower Deck	2139	\$14,982.00
BX2660RV60*	4WD Tractor with Rigid ROPS, Loader Valve, R4 Tires and RCK60B23BX Mower Deck	2168	\$15,022.00

* Subject to availability.

BX2660			
ORDER CODE	DESCRIPTION	APPROX. SHIP WT.	SUGGESTED LIST PRICE
ABXR8771	F-TIRE 18x8.50-10 R3 TF STL	19	\$62.00
ABXR8712	R-TIRE 26x12-12 R3 TF Steel	46	\$108.00
ABXR8772	F-TIRE 18X8.50-10 R1 AG STL	21	\$65.00
ABXR8714	R-TIRE 26x12-12 Steel Bia	49	\$123.00
ABXR8717	F-TIRE 18X8.50-10 R4 IN STL	22	\$68.00
ABXR8718	R-TIRE 26x12.00-12 R4 IN ST	48	\$127.00

BX60/70 Series Attachment / Implement Chart

IMPLEMENTS	BX1860/70	BX2360/70	BX2660/70	BX25/BX25D
Front Loader	LA203/LA203A	LA243/LA243A	LA243/LA243A	LA240 (Std)/LA240A (Std)
Quick Attach for Loader	BX6315	BX6315	BX6315	BX6315
Pallet Fork Frame (Quick Attach)	BX6314	BX6314	BX6314	BX6314
Pallet Forks	K9184	K9184	K9184	K9184
Straight Blade (Quick Attach)	BX2767	BX2767	BX2767	BX2767
Blade (Front)①	TG2754 BX2763A	TG2754 BX2763A	TG2754 BX2763A	TG2754 BX2763A
Rotary Sweeper① (Optional attachment)	BX2537A	BX2537A	BX2537A	BX2537A
Snowblower Front Mount①	BX2750D	BX2750D	BX2750D	BX2750D
Rear Snowblower (3-pt Mounted)	B2789	B2789	B2789	B2789
Mid Mount Mower⑦⑧⑨⑩	RCK48-18BX RCK54-23BX RCK48P18BX	RCK54-23BX RCK60B23BX RCK54P23BX	RCK54-23BX RCK60B23BX RCK54P23BX	RCK54-23BX RCK60B23BX RCK54P23BX
Mulching Kits⑤	ZG3049	ZG3059	ZG3059	ZG3059
Grass Catcher①⑥	GCK60-23BX	GCK60-23BX	GCK60-23BX	GCK60-23BX
Backhoe	N/A	N/A	N/A	BT601 (Std)
Backhoe Buckets	N/A	N/A	N/A	BT2930 (8") BT2931 (12")
Backhoe Stabilizer Flip Pads	N/A	N/A	N/A	BX9468
Mechanical Thumb	N/A	N/A	N/A	BX6316
ATTACHMENTS				
Front Grille Guard - Orange	BX2334	BX2334	BX2334	STD (Silver w/BX Logo)
Weight Bracket (Front)	BX8064A	BX8064A	BX8064A	BX8064A
Suitcase Weight	BL8060-1	BL8060-1	BL8060-1	BL8060-1
Suitcase Weight Bolt Kit	BL8062	BL8062	BL8062	BL8062
Ballast Box	B8160	B8160	B8160	B8160
Double Acting Dual Rear Remote Valves	BX7326/ BX7376	BX7326/ BX7376	BX7326/ BX7376	N/A
Mid PTO Drive Kit	BX2752	BX2753	BX2753	BX2753
ROPS	SFBX-23	SFBX-23	SFBX-23	SFBX-F24
Canopy	E1133	E1133	E1133	E1133
Deluxe Fiberglass Canopy③	E1123 (60s Only)	E1123 (60s Only)	E1123 (60s Only)	N/A
LED Fender Lights	BX7346	BX7346	BX7346	BX7346
LED ROPS Lights	BX7356	BX7356	BX7356	BX7356
Worklights (Rear)	BX7330	BX7330	BX7330	N/A
Wheel Weight (Rear)	G8100A	G8100A	G8100A	G8100A
Cruise Control Kit	BX7350	STD	STD	STD
Block Heater	70000-00298	70000-00771	70000-43274	70000-00771
Extra Length Seat Belt	BX7320	BX7320	BX7320	BX7320

① Requires additional kit(s) for mounting. (See dealer installed options pages for more information.)

③ E1123 requires E1124 Mounting Kit. Does not fit on 70 Series.

④ The Grille Guard must be removed for installation.

⑤ The ZG3049 mulching kit is only compatible with the RCK48P18BX Mid Mount Mower and the ZG3059 is only compatible with the RCK54P23BX Mid Mount Mower. Both include 3 blades.

⑥ BX24/25 requires B3086 Conversion Kit to prevent Backhoe Subframe interference.

⑦ Requires BX3028 Boot Kit for RCK54P23BX fine cut mower.

⑧ RCK54-23BX requires 70000-70037 Mulching Blades (3).

⑨ RCK60B23BX requires 70000-70038 Mulching Blades (3).

⑩ RCK60B23BX requires 70000-02507 Left Baffle Kit

BX60/70 Series Implements

ORDER CODE	DESCRIPTION	APPROX. SHIP WT.	SUGGESTED LIST PRICE																		
FRONT LOADER																					
LA203A	①② Reinforced Front Loader for optional Quick Attach Includes: The Loader package includes the loader frame and bucket. Hydraulic Control Valve and BX2334 Grille Guard Kit must be ordered separately. Please refer to chart below.	549	\$2,164.00																		
LA203	①② Front Loader Package Includes: The Loader package includes the loader frame and bucket. Hydraulic Control Valve and BX2334 Grille Guard Kit must be ordered separately. Please refer to chart below.	549	\$2,164.00																		
BX2316	Four Position Control Valve (LA203A) Compatible with Front Quick Hitch Implements.	57	\$656.00																		
BX2314	Four Position Control Valve (LA203) Compatible with Front Quick Hitch Implements.	57	\$656.00																		
<table><tr><td></td><td>BX2314/BX2316 Valve Standard</td><td>BX2314/BX2316 Valve NOT Standard</td></tr><tr><td>BX1860 / BX1870</td><td></td><td>X</td></tr><tr><td>BX1860V / BX1870V</td><td>X</td><td></td></tr><tr><td>BX1860TV48P / BX1870TV48P</td><td>X</td><td></td></tr><tr><td>BX1860T54 / BX1870T54</td><td></td><td>X</td></tr><tr><td>BX1860TV54 / BX1870TV54</td><td>X</td><td></td></tr></table>					BX2314/BX2316 Valve Standard	BX2314/BX2316 Valve NOT Standard	BX1860 / BX1870		X	BX1860V / BX1870V	X		BX1860TV48P / BX1870TV48P	X		BX1860T54 / BX1870T54		X	BX1860TV54 / BX1870TV54	X	
	BX2314/BX2316 Valve Standard	BX2314/BX2316 Valve NOT Standard																			
BX1860 / BX1870		X																			
BX1860V / BX1870V	X																				
BX1860TV48P / BX1870TV48P	X																				
BX1860T54 / BX1870T54		X																			
BX1860TV54 / BX1870TV54	X																				
LA243A	①② Front Loader Package Includes: The Loader package includes the loader frame and bucket. Hydraulic Control Valve and BX2334 Grill Guard Kit must be ordered separately. Please refer to chart below	619	\$2,376.00																		
LA243	①② Front Loader Package Includes: The Loader package includes the loader frame and bucket. Hydraulic Control Valve and BX2334 Grill Guard Kit must be ordered separately. Please refer to chart below	619	\$2,376.00																		
BX2317	Four Position Control Valve (LA243A/LA240A) Compatible with Front Quick Hitch Implements.	55	\$656.00																		
BX2324	Four Position Control Valve (LA243/LA240) Compatible with Front Quick Hitch Implements.	55	\$656.00																		

	BX2324/BX2317 Valve Standard	BX2324/BX2317 Valve NOT Standard
BX2360 / BX2370		X
BX2360TV54P / BX2370TV54P	X	
BX2360TV60 / BX2370TV60	X	
BX2360RV60 / BX2370RV60	X	
BX2360V / BX2370V	X	
BX2360RV / BX2370RV	X	
BX2360T60 / BX2370T60		X
BX2660 / BX2670		X
BX2660TV / BX2670TV	X	
BX2660BV / BX2670BV	X	
BX2660RV / BX2670RV	X	
BX2660TV60 / BX2670TV60	X	
BX2660RV60 / BX2670RV60	X	

① Remove Loader when using Tractor Front Quick Hitch Implements.

② Note: Rear Ballast is required with loader installed. If Ballast Box is not ordered with Loader, proper ballast must be supplied. See Operator's Manual for ballast information.

BX60/70 Series Implements

ORDER CODE		DESCRIPTION	APPROX. SHIP WT.	SUGGESTED LIST PRICE
FRONT LOADER "QUICK ATTACH" ATTACHMENTS				
BX6315	③	Front Loader Quick Attach for LA203A, LA243A, LA240A	TBA	\$279.00
BX6314		Front Loader Quick Attach Pallet Fork Frame Requires BX6315 Quick Attach and K9184 Pallet Forks	TBA	\$636.00
BX2767		60" Straight Blade for Front Loader Quick Attach Manual Angle adjustment, requires BX6315	TBA	\$1,464.00
K9184		32" Pallet Forks for BX6314	TBA	\$338.00
FRONT GRILLE GUARD				
BX2334	①	Grille Guard for LA203/LA203A and LA243/LA243A Loader (Orange, no "BX" Logo)	24	\$162.00
REPLACEMENT BUCKETS				
BX2344		48" Replacement Bucket for the LA203/LA203A ONLY	33	\$360.00
BX2354		48" Replacement Bucket for the LA243/LA243A and LA240/LA240A ONLY	213	\$360.00
MID-MOUNT MOWERS				
RCK48-18BX		48" CUTTING WIDTH BX1850/60/70 3-Blade Finishing Mower/RH Discharge/ Shaft Drive / Quick Mount Mechanism	250	\$1,573.00
RCK48P18BX		48" CUTTING WIDTH BX1850/60/70 Fine Cut Finishing Mower / RH Discharge / Shaft Drive / Quick Mount Mechanism	253	\$1,689.00
RCK54-23BX		54" CUTTING WIDTH BX1850 / BX1860 / BX1870 / BX2350 / BX2360 / BX2370 / BX2660 / BX2670 / BX24 / BX25 / BX25D 3-Blade Finishing Mower / RH Discharge Shaft Drive / Quick Mount Mechanism	282	\$1,824.00
RCK54P23BX		54" CUTTING WIDTH BX2350 / BX2360 / BX2370 / BX2660 / BX2670 / BX24 / BX25 / BX25D Fine Cut Finishing Mower / RH Discharge / Shaft Drive Quick Mount Mechanism	302	\$1,939.00
RCK60B23BX		60" CUTTING WIDTH BX2350 / BX2360 / BX2370 / BX2660 / BX2670 / BX24 / BX25 / BX25D 3-Blade Finishing Mower / RH Discharge / Shaft Drive / Quick Mount Mechanism	317	\$2,050.00
GRASS CATCHER				
GCK60-23BX	②	3-Bag Grass Catcher 9.50 bu. Capacity, rear PTO driven Fits RCK48-18BX, RCK54-23BX, RCK60B23BX, RCK48P18BX and RCK54P23BX. BX25/BX25D requires BX3086 Conversion Kit RCK48-18BX requires BX3025 Boot Kit RCK54-23BX requires BX3026 Boot Kit RCK60B23BX requires BX3027 Boot Kit RCK48P18BX requires BX3028 Boot Kit RCK54P23BX requires BX3028 Boot Kit	284	\$1,968.00

① Must remove Grille Guard when using Front Quick Hitch Implements and BX8064 Front Weight Bracket.

② BT601/BT602 Backhoe must be removed when used with BX24/BX25/BX25D. Requires BX3086 Conversion Kit for BX24/BX25/BX25D.

③ For use on LA203A, LA243A, and LA240A Loaders only. While BX6315 Front Loader Quick Attach may fit on previous Loaders, those Loaders are not reinforced to accommodate additional load requirements of the BX6315 and attachments.

BX60/70 Series Implements

ORDER CODE	DESCRIPTION	APPROX. SHIP WT.	SUGGESTED LIST PRICE
BOOT KITS			
BX3025	Boot Kit, 48" Tunnel Deck	28	\$165.00
BX3026	Boot Kit, 54" Tunnel Deck	28	\$165.00
BX3027	Boot Kit, 60" Tunnel Deck	33	\$165.00
BX3028	Boot Kit, 48" and 54" Deep Flat Deck	30	\$165.00
CONVERSION KIT			
BX3086	Conversion Kit for Mounting GCK60-23BX to BX24 and BX25/BX25D.	2	\$31.00
BX3042	Conversion Kit for Mounting GCK60-23BX to BX1500, BX1800, BX1830, BX2200 and BX2230	10	\$146.00
MULCHING KITS			
ZG3049	For RCK48P18BX	20	\$163.00
ZG3059	For RCK54P23BX	19	\$175.00
70000-72900	Mulching Kit for RCK48-18BX (Blades included)	(See Parts Price List)	
70000-70467	Mulching Kit for RCK54-23BX Requires: 70000-77037 Mulching Blades (3)	(See Parts Price List)	
70000-02505	Mulching Kit for RCK60B23BX Requires: 70000-70038 Mulching Blades (3) and 70000-02507 (1) Left Baffle Kit	(See Parts Price List)	
BALLAST BOX			
B8160	Ballast Box Important: Three point hitch ballast is required with loader installed for tractor stability. See Operators Manual for Ballast recommendations.	102	\$245.00

BX60/70 Series Implements

ORDER CODE	DESCRIPTION	APPROX. SHIP WT.	SUGGESTED LIST PRICE
------------	-------------	------------------	----------------------

BX TRACTOR QUICK ATTACH SYSTEM FRONT MOUNTED IMPLEMENTS

REQUIRED FOR TRACTOR QUICK ATTACH SYSTEM

HYDRAULIC VALVE KIT			
BX2314	Hydraulic Valve Kit (4-Position Dump Spool) (BX1850/BX1860/BX1870)	57	\$656.00
BX2324	Hydraulic Valve Kit (4-Position Dump Spool) (BX2350/BX2360/BX2660/BX2670)	55	\$656.00
PTO KIT (MID)			
BX2752	Mid PTO Drive Kit (BX1850, BX1860, BX1870) Required for BX2750C and BX2537A	25	\$567.00
BX2753	Mid PTO Drive Kit (BX2350, BX2360, BX2370 BX2660, BX2670, BX24, BX25, BX25D) Required for BX2750C and BX2537A	22	\$624.00
SUBFRAME, MOUNTING KITS			
BX2751	Quick Attach Subframe for BX2750C, TG2754, BX2537A, or BX2763A. (All 50/60/70 Series BX tractors)	82	\$604.00

Not compatible with Mid-Mount Mower, BX2334 Grille Guard, or BX8064 Front Weight Bracket.

FRONT BLADE

TG2754	① 54" Snow/Utility Blade Manual Angle Requires BX2751 Quick-Hitch Subframe Kit, BX2314 or BX2324 Front Loader Valve.	120	\$434.00
BX2763A	① 60" Snow/Utility Blade, Hydraulic Angle Requires BX2751 Quick Hitch Subframe Kit, BX2314 or BX2324 Front Loader Valve. Rubber (squeegee) edge B2766 optional.	284	\$1,298.00
BX2762	Skid Shoes required for BX2763	28	\$136.00
B2766	Rubber (squeegee) edge to protect surfaces To be used with BX2763A Blade	50	\$206.00

FRONT SNOWBLOWER

BX2750D	① 50" Two Stage Snowblower Mid-PTO driven, Hyd. Lift, Manual Chute & Deflector. Requires BX2751 Quick Hitch Subframe Kit, BX2314 or BX2324 Front Loader Valve, BX2752 Mid PTO Kit (BX1850/1860/1870), Or BX2753 Mid PTO Kit (BX2350/BX2360/BX2370/ BX2660/BX2670/BX24/BX25/BX25D).	333	\$1,977.00
---------	--	-----	------------

SNOWBLOWER OPTIONAL ATTACHMENTS

GB2513	Electric Chute Deflector Kit	8	\$512.00
GB2514B-1	Electric Chute Rotator Kit	8	\$380.00
BX2754	Hydraulic Chute Rotator Kit	12	\$804.00
BX2755	Retro Fit Kit for use of BX2750(A) and (B) with BX1850, BX1860, BX1870, BX2350, BX2360, BX2370, BX2660, BX2670, BX24, BX25, BX25D	1	\$18.00

① Compatible with LA203/A, LA243/A, and LA240/A Loader Sub-frame. Not compatible with Mid Mount Mower BX2334 Grille Guard, or BX8064 Front Weight Bracket.

BX60/70 Series Implements

ORDER CODE	DESCRIPTION	FACTORY NUMBER	APPROX. SHIP WT.	SUGGESTED LIST PRICE
FRONT ROTARY SWEEPER				
BX2537A	① 47" Rotary Sweeper Manual Angle (Optional) BX2737 Dethatching Wheel Kit Requires BX2751 Quick Hitch Subframe Kit, BX2752 Mid-PTO Kit (BX1850), BX2753 Mid-PTO Kit (BX2350/BX24), BX2314 or BX2324 Front Loader Valve.		300	\$1,938.00
BX2761	Hydraulic Angle Kit		17	\$464.00
WHEEL KIT				
BX2737	Dethatching Wheel Kit For use with BX2547A Sweeper in lawn dethatching applications		30	\$264.00

① Compatible with LA203/A, LA243/A, and LA240/A Loader Sub-frame. Not compatible with Mid Mount Mower BX2334 Grille Guard, or BX8064 Front Weight Bracket.

REAR MOUNTED SNOWBLOWERS

B2789	51" Rear, Cat. I. Three Point Hitch Rear Snowblower, requires BL2665 or B2784		390	\$2,497.00
BL2665	Manual Chute Rotation Kit		11	\$161.00
B2784A	Hydraulic Chute Rotation Kit (Male hydraulic couplers not included.)		12	\$787.00

BX50/60/70 Series Dealer Installed Options

ORDER CODE		DESCRIPTION	APPROX. SHIP WT.	SUGGESTED LIST PRICE
REAR REMOTE HYDRAULICS				
BX7326	①	Dual-Double Acting Rear Remote Valve Kit (50/60 Series)	22	\$332.00
BX7376	①	Dual-Double Acting Rear Remote Valve Kit (70 Series)	23	TBA
BLOCK HEATERS				
70000-00771		Block Heater for BX2350, BX2360, BX2370, BX24, BX25, BX25D	(See Parts Price Book)	
70000-73274		Block Heater for BX2660, BX2670	(See Parts Price Book)	
70000-00298		Block Heater for BX1850, BX1860, BX1870	(See Parts Price Book)	
ROPS				
SFBX-23		2 Post Rigid ROPS for BX1850, BX1860, BX2660, BX2350, and BX2360	125	\$280.00
SFBX-F26		Replacement ROPS (Foldable) for BX1870/2370/2670		\$480.00
SFBX-F24		2 Post Foldable ROPS for BX24, BX25	125	\$480.00
SFBX-F25		Replacement ROPS (Foldable) for BX25D		\$480.00
CANOPY				
E1133		Canopy for all Models	63	\$437.00
E1123	①	Deluxe Fiberglass Canopy requires E1124 Mounting Kit, does not fit BX70 Series or BX25/BX25D	90	\$322.00
E1124		Mounting Kit	30	\$180.00
CRUISE CONTROL				
BX7350		Cruise Control Kit for BX1850, BX1860, BX1870	2	\$88.00

① Not compatible with BX24, BX25, BX25D.

BX50/60/70 Series Dealer Installed Options

ORDER CODE	DESCRIPTION	APPROX. SHIP WT.	SUGGESTED LIST PRICE
RETRACTABLE SEAT BELT			
BX7320	Retractable Seat Belt Kit For All Models	3	\$70.00
REAR WHEEL WEIGHT			
G8100A	One Plastic Weight with Bolt Kit One per wheel (Must order two for set)	50	\$30.00
WORK LIGHT KITS			
BX7346	4-LED Adjustable, 700 Lumen, Fender-Mount Lights (2)		\$198.00
BX7356	4-LED Front/Rear Adjustable, 700 Lumen, ROPS-Mount Lights (2)		\$198.00
BX7336	Standard (Non-LED) ROPS-Mount Lights (2)		\$97.00
BX7330	Rear Work Light Kit	5	\$79.00
WEIGHT BRACKET (FRONT)			
BX8064A	Front Weight Bracket	25	\$103.00
WEIGHT SUITCASE			
BL8060-1	Front Suitcase Weight (1-5 Weights) Requires: (1) BL8062 Bolt Kit Per Weight	55	\$71.00
BL8062	Bolt Kit	1	\$6.00
SPARK ARRESTER KIT			
70000-01604	Spark Arrester Kit for all BX Models except BX1500	(See Parts Price List)	
BT601/BT602 BACKHOE OPTIONS			
BX9468	Rubber Flip Pad Set (2 Sets Required)	18	\$124.00
BT2930	8" Backhoe Bucket	31	\$361.00
BT2931	12" Backhoe Bucket	42	\$491.00
BX6316	Mechanical Thumb (BT602 Only)	15	\$375.00
TOOL BOX			
BX3058	Tool Box Kit		\$65.00

BX Series Replacement Engines

ORDER CODE	DESCRIPTION	APPROX. SHIP WT.	SUGGESTED LIST PRICE
REPLACEMENT ENGINES			
Tier II			
D722E2BX2*	Replacement engine for BX1850	220	\$3,029.00
D905E2BX	Replacement engine for BX2200	220	\$3,332.00
D905E2BXOP	Replacement engine for BX22 and BX23	220	\$3,332.00
Tier IV			
Z602E3BX	Replacement engine for BX1500	185	\$2,912.00
D722E3BX	Replacement engine for BX1800D/BX1830	220	\$3,150.00
D722E3BX2	Replacement engine for BX1850/BX1860/BX1870	220	\$3,150.00
D902E3BX	Replacement engine for BX2230D	220	\$3,553.00
D902E3BX2	Replacement engine for BX2350/BX2360/BX2370 BX25/BX25D	220	\$3,553.00
D1005E3BX	Replacement engine for BX2660/BX2670	240	\$3,639.00

WHOLEGOODS PRICE LIST EFFECTIVE MARCH 1, 2013

These pages are a complete revision of
this section of your price book.
All prices are effective March 1, 2013

NOTE: Tire prices appear per piece.

PAGE NUMBER	MODEL	PTO HP	SUGGESTED LIST PRICE
4-3	B2320DTWO	18.0	\$11,728.00
4-4	B2320DT	18.0	\$12,317.00
4-5	B2320HSD	17.0	\$13,499.00
4-6	B2620HSD	19.0	\$14,648.00
4-7	B2920HSD	21.0	\$15,539.00
4-8	B2320DTN-1	18.0	\$12,909.00
4-9	B2320HSDN	17.0	\$13,896.00
4-10	B3200HSDWO	23.0	\$15,874.00
4-10	B3200HSD	23.0	\$16,425.00
4-12	B3300SUHSDP	25.0	\$15,365.00
4-13	B3000HSDC	23.0	\$23,007.00
4-14	B3000HSDCC	23.0	\$24,395.00
4-15	B2650HSDC	19.5	\$24,195.00
4-16	B3350HSDC	27.0	\$28,865.00
4-18	Attachment Matching Chart		
4-21	Dealer Installed Options		
4-27	Loader Matching Chart		
4-28	Front Loaders		
4-32	Backhoes		
4-35	Mounted Mowers		
4-40	Grass Catchers		
4-43	Front Mounted Implements		
4-48	Snowblowers		
4-50	Rotary Tillers		
4-52	Replacement Engines		
4-55	Prior Models		

* Subject to availability

B2320DTWO Standard B Series

*** EQUIPMENT IN STANDARD MACHINE ***

DIESEL ENGINE

Model # D1005E3D22
E-TVCS Indirect Injection
3 Cyl. 61.1 cu. In.
+ 23 Gross Eng. HP
+ 18 PTO HP
@ 2800 Eng. rpm
12V – 430CCA
Charging Output 14.5 Amps
Radial Air Flow Cooling
Dual Air Cleaner Element

HYDRAULICS

Open Center
Tandem Pumps Gear Type
3.6 gpm Power Steering
4.7 gpm Remote/3 Pt. Hitch
8.3 gpm Total Hyd. Flow
Cat I 3-point Hitch
At lift Point 1356 lbs.
24" Behind 1058 lbs.

FRONT AXLE

Integral Power Steering
Cast Iron
Bevel Gear, 4WD
Tread Spacing, Nonadjustable

+ Manufacturer estimate.

DRIVE TRAIN

Gear Drive
9 Forward Speeds
3 Reverse Speeds
Rear Differential Lock
Wet Disc Brakes

FLUID CAPACITY

Fuel Tank	6.9 gal.
Cooling System	4.1 qts.
Crankcase	3.3 qts.
Transmission and Hydraulics	3.7 gal.
Front Axle Differential	3.4 qts.

DIMENSIONS

Overall Length w/ROPS	83.9"
Overall Length w/3pt.	106.4"
Wheel Base	61.5"
Crop Clearance	12.0"

POWER TAKE OFF

Transmission driven with
over running clutch
Rear PTO – 2 Speed
SAE Std 1 3/8" Six Spline
540 rpm @ 2773 Eng. rpm
960 rpm @ 2722 Eng. rpm
Mid PTO – 1 Speed
2500 rpm @ 2750 Eng. rpm

SAFETY EQUIPMENT

2-Post Foldable ROPS w /
Retractable Seat Belt
Flip-Up PTO Shield
Safety Start Switches
Electric Key Shut Off
Parking Brakes
SMV Sign

TIRES AND WHEELS

Front 6.0 -- 12 F2 AG
Rear 9.5 -- 16 R1 AG

ORDER CODE	DESCRIPTION	APPROX. SHIP WT.	SUGGESTED LIST PRICE
*** STANDARD MACHINE ***			
B2320DTWO	4WD TRACTOR (Not equipped with Loader Valve) With 2 Post Foldable ROPS Folded ROPS height 66.8" with standard tires	1348	\$ 11,728.00

B2320DTWO		Price with Tire Option		
TIRES AND WHEELS (priced per piece)		APPROX SHIP WT.	SUGG. LIST PRICE	SUGG. LIST
BR8701**	F-TR 6-12B FR SV LUG-M	33	\$ 139.00	\$11,728.00
ABR8755B**	R-TIRE 9.5-16 R1 AG Steel Bias CA	76	\$ 308.00	
BR8735	F-TIRE 22x8.50-12 R3 B-Stone PillowDiam1	24	\$ 139.00	\$11,840.00
ABR8790	R-TIRE 31x15.5-15 HF-1 Gdyr Xtra Trac	80	\$ 364.00	
ABR8727	F-TIRE 23x8.50-12 R3 Sup Turf K500 FenWh	27	\$ 159.00	\$11,784.00
ABR8779	R-TIRE 33x12.5-15 R3 TF Steel Bias CE	82	\$ 316.00	
ABR8763	F-TIRE 23x8.5-12 R4 IN Steel Bias AA	45	\$ 180.00	\$11,854.00
ABR8764	R-TIRE 12-16.5 R4 IN Steel Bias AA	103	\$ 330.00	

** Standard tires.

B2320DT Standard B Series

*** EQUIPMENT IN STANDARD MACHINE ***

DIESEL ENGINE

Model # D1005E3D22
E-TVCS Indirect Injection
3 Cyl. 61.1 cu. In.
+ 23 Gross Eng. HP
+ 18 PTO HP
@ 2800 Eng. rpm
12V – 430CCA
Charging Output 14.5 Amps
Radial Air Flow Cooling
Dual Air Cleaner Element

HYDRAULICS

Open Center
Tandem Pumps Gear Type
3.6 gpm Power Steering
4.7 gpm Remote/3 Pt. Hitch
8.3 gpm Total Hyd. Flow
Cat I 3-point Hitch
At lift Point 1356 lbs.
24" Behind 1058 lbs.

FRONT AXLE

Integral Power Steering
Cast Iron
Bevel Gear, 4WD
Tread Spacing,
Nonadjustable

DRIVE TRAIN

Gear Drive
9 Forward Speeds
3 Reverse Speeds
Rear Differential Lock
Wet Disc Brakes

FLUID CAPACITY

Fuel Tank	6.9 gal.
Cooling System	4.1 qts.
Crankcase	3.3 qts.
Transmission and Hydraulics	3.7 gal.
Front Axle Differential	3.4 qts.

DIMENSIONS

Overall Length w/ROPS	83.9"
Overall Length w/3pt.	106.4"
Wheel Base	61.5"
Crop Clearance	12.0"

POWER TAKE OFF

Transmission driven with
over running clutch
Rear PTO – 2 Speed
SAE Std 1 3/8" Six Spline
540 rpm @ 2773 Eng. rpm
960 rpm @ 2722 Eng. rpm
Mid PTO – 1 Speed
2500 rpm @ 2750 Eng. rpm

SAFETY EQUIPMENT

2-Post Foldable ROPS w /
Retractable Seat Belt
Flip-Up PTO Shield
Safety Start Switches
Electric Key Shut Off
Parking Brakes
SMV Sign

TIRES AND WHEELS

Front 6 -- 12 R1
Rear 9.5 x 16

+ Manufacturer Estimate

ORDER CODE	DESCRIPTION	APPROX. SHIP WT.	SUGGESTED LIST PRICE
------------	-------------	---------------------	-------------------------

*** STANDARD MACHINE ***

B2320DT	4WD TRACTOR (Equipped with Loader Valve) With 2 Post Foldable ROPS Compatible with a Backhoe Folded height 66.8" with standard tires	1348	\$ 12,317.00
----------------	---	------	--------------

B2320DT		Price with Tire Option		
TIRES AND WHEELS (priced per piece)		APPROX SHIP WT.	SUGG. LIST PRICE	SUGG. LIST
ORDER CODE	DESCRIPTION			
BR8701**	F-TR 6-12B FR SV LUG-M	33	\$ 139.00	\$12,317.00
ABR8755B**	R-TIRE 9.5-16 R1 AG Steel Bias CA	76	\$ 308.00	
BR8735	F-TIRE 22x8.50-12 R3 B-Stone PillowDiam1	24	\$ 139.00	\$12,429.00
ABR8790	R-TIRE 31x15.5-15 HF-1 Gdyr Xtra Trac	80	\$ 364.00	
ABR8727	F-TIRE 23x8.50-12 R3 Sup Turf K500 FenWh	27	\$ 159.00	\$12,373.00
ABR8779	R-TIRE 33x12.5-15 R3 TF Steel Bias CE	82	\$ 316.00	
ABR8763	F-TIRE 23x8.5-12 R4 IN Steel Bias AA	45	\$ 180.00	\$12,443.00
ABR8764	R-TIRE 12-16.5 R4 IN Steel Bias AA	103	\$ 330.00	

** Standard tires.

B2320HSD Standard B Series

*** EQUIPMENT IN STANDARD MACHINE ***

DIESEL ENGINE

Model # D1005E3D22
E-TVCS Indirect Injection
3 Cyl. 61.1 cu. In.
+ 23 Gross Eng. HP
+ 17 PTO HP
@ 2800 Eng. rpm
12V – 430CCA
Charging Output 14.5 Amps
Radial Air Flow Cooling
Dual Air Cleaner Element

HYDRAULICS

Open Center
Tandem Pumps Gear Type
3.6 gpm Power Steering
4.7 gpm Remote/3 Pt. Hitch
8.3 gpm Total Hyd. Flow
Cat I 3-point Hitch
At lift Point 1356 lbs.
24" Behind 1058 lbs.

FRONT AXLE

Integral Power Steering
Cast Iron
Bevel Gear, 4WD
Tread Spacing, Nonadjustable

TRANSMISSION

Hydrostatic Drive
Forward Speeds
Hi Range 0 – 11.7 mph
Med Range 0 – 5.8 mph
Lo Range 0 – 3.5 mph
Reverse Speeds
Hi Range 0 – 9.4 mph
Med Range 0 – 4.6 mph
Lo Range 0 – 2.8 mph
Rear Differential Lock
Cruise Control
Wet Disc Brakes

FLUID CAPACITY

Fuel Tank	6.9 gal.
Cooling System	4.1 qts.
Crankcase	3.3 qts.
Transmission and Hydraulics	4.0 gal.
Front Axle Differential	3.4 qts.

DIMENSIONS

Overall Height w/ROPS	83.9"
Overall Length w/3pt.	106.4"
Wheel Base	61.5"
Crop Clearance	12.0"

POWER TAKE OFF

Live Continuous Running
Rear PTO – 2 Speed
SAE Std 1 3/8" Six Spline
540 rpm @ 2773 Eng. rpm
960 rpm @ 2722 Eng. rpm
Mid PTO – 1 Speed
2500 rpm @ 2750 Eng. rpm

SAFETY EQUIPMENT

2-Post Foldable ROPS w / Retractable
Seat Belt
Flip-Up PTO Shield
Safety Start Switches
Electric Key Shut Off
Parking Brakes
SMV Sign

TIRES AND WHEELS

Front 6 -- 12 R1 AG
Rear 9.5 - 16 R1 AG

+ Manufacturer Estimate

ORDER CODE	DESCRIPTION	APPROX. SHIP WT.	SUGGESTED LIST PRICE
------------	-------------	---------------------	-------------------------

*** STANDARD MACHINE ***

B2320HSD	4WD TRACTOR (Equipped with Loader Valve) With 2 Post Foldable ROPS Compatible with a Backhoe Folded height 66.8" with standard tires	1392	\$ 13,499.00
-----------------	---	------	--------------

B2320HSD		Price with Tire Option		
TIRES AND WHEELS (priced per piece)		APPROX SHIP WT.	SUGG. LIST PRICE	SUGG. LIST
BR8701**	F-TR 6-12B FR SV LUG-M	33	\$ 139.00	\$13,499.00
ABR8755B**	R-TIRE 9.5-16 R1 AG Steel Bias CA	76	\$ 308.00	
BR8735	F-TIRE 22x8.50-12 R3 B-Stone PillowDiam1	24	\$ 139.00	\$13,611.00
ABR8790	R-TIRE 31x15.5-15 HF-1 Gdyr Xtra Trac	80	\$ 364.00	
ABR8727	F-TIRE 23x8.50-12 R3 Sup Turf K500 FenWh	27	\$ 159.00	\$13,555.00
ABR8779	R-TIRE 33x12.5-15 R3 TF Steel Bias CE	82	\$ 316.00	
ABR8763	F-TIRE 23x8.5-12 R4 IN Steel Bias AA	45	\$ 180.00	\$13,625.00
ABR8764	R-TIRE 12-16.5 R4 IN Steel Bias AA	103	\$ 330.00	

** Standard tires.

B2620HSD Standard B Series

*** EQUIPMENT IN STANDARD MACHINE ***

DIESEL ENGINE

Model # D1105E3D22
E-TVCS Indirect Injection
3 Cyl., 68.5 cu. in.
+ 26 Gross Eng. HP
+ 19 PTO HP
@ 2800 Eng. rpm
12 V – 430CCA
Charging Output 14.5 Amps
Radial Air Flow Cooling
Dual Air Cleaner Element

HYDRAULICS

Open Center
Tandem Pumps Gear Type
3.6 gpm Power Steering
4.7 gpm Remote Output
8.3 gpm Total
Cat I 3-point Hitch
at Lift Point 1356 lbs.
24" Behind 1058 lbs.

FRONT AXLE

Integral Power Steering
Cast Iron
Bevel Gear, 4WD
Tread Spacing -
Nonadjustable

DRIVE TRAIN

Hydrostatic Drive
Forward Speeds —
Hi Range 0 - 12.6 mph
Med Range 0 - 6.2 mph
Lo Range 0 - 3.7 mph
Reverse Speeds —
Hi Range 0 - 10.0 mph
Med Range 0 - 4.9 mph
Lo Range 0 - 3.0 mph
Rear Differential Lock
Wet Disc Brakes
Cruise Control

FLUID CAPACITY

Fuel Tank	6.9 gal.
Cooling System	4.1 qts.
Crankcase	3.3 qts.
Transmission and Hydraulics	4.0 gal.
Front Axle Differential	3.4 qts.

DIMENSIONS

Overall Height w/ROPS	85.0"
Overall Length w/3pt.	106.4"
Wheel Base	61.5"
Crop Clearance	12.8

POWER TAKE OFF

Live Continuous Running
Rear PTO — 2 Speed
SAE Std 1 3/8" Six Spline
540 rpm @ 2773 Eng. rpm
960 rpm @ 2722 Eng. rpm
Mid PTO - 1 Speed
2500 rpm @ 2750 Eng. rpm

SAFETY EQUIPMENT

2-Post Foldable ROPS w/Retractable
Seat Belt
Flip-Up PTO Shield
Safety Start Switches
Electric Key Shut Off
Parking Brake
SMV Sign

TIRES AND WHEELS

Front 7 -- 12 R1 AG
Rear 11.2 - 16 R1 AG

+ Manufacturer Estimate

ORDER CODE	DESCRIPTION	APPROX. SHIP WT.	SUGGESTED LIST PRICE
*** STANDARD MACHINE ***			
B2620HSD	4WD TRACTOR (Equipped with Loader Valve) With 2 Post Foldable ROPS Compatible with a Backhoe Folded height 69.3" with standard tires.	1392	\$ 14,648.00

B2620HSD		Price with Tire Option		
TIRES AND WHEELS (priced per piece)		APPROX SHIP WT.	SUGG. LIST PRICE	SUGG. LIST
BR8707A**	F-TIRE 7-12 R1 B-Stone Farm Service Lug	44	\$ 170.00	\$14,648.00
ABR8769**	R-TIRE 11.2-16 R1 Goodyear Dyna Torq II	95	\$ 323.00	
BR8735	F-TIRE 22x8.50-12 R3 B-Stone PillowDiam1	24	\$ 139.00	\$14,668.00
ABR8790	R-TIRE 31x15.5-15 HF-1 Gdyr Xtra Trac	80	\$ 364.00	
ABR8727	F-TIRE 23x8.50-12 R3 Sup Turf K500 FenWh	27	\$ 159.00	\$14,612.00
ABR8779	R-TIRE 33x12.5-15 R3 TF Steel Bias CE	82	\$ 316.00	
BR8701	F-TR 6-12B FR SV LUG-M	33	\$ 139.00	\$14,556.00
ABR8755B	R-TIRE 9.5-16 R1 AG Steel Bias CA	76	\$ 308.00	
ABR8763	F-TIRE 23x8.5-12 R4 IN Steel Bias AA	45	\$ 180.00	\$14,682.00
ABR8764	R-TIRE 12-16.5 R4 IN Steel Bias AA	103	\$ 330.00	

** Standard tires.

B2920HSD Standard B Series

*** EQUIPMENT IN STANDARD MACHINE ***

DIESEL ENGINE

Model # D1305E3D22
E-TVCS Indirect Injection
3 Cyl. 77.0 cu. In.
+ 29 Gross Eng. HP
+ 21.0 PTO HP
@ 2800 Eng. Rpm
12V – 430CCA
Charging Output 14.5 Amps
Dual Air Cleaner Element

HYDRAULICS

Open Center
Tandem Pumps Gear Type
3.6 gpm Power Steering
4.7 gpm Remote/3 Pt. Hitch
8.3 gpm Total Hyd. Flow
Cat I 3-point Hitch
At lift Point 1356 lbs.
24" Behind 1058 lbs.

FRONT AXLE

Integral Power Steering
Cast Iron
Bevel Gear, 4WD
Tread Spacing, Nonadjustable

TRANSMISSION

Hydrostatic Drive
Forward Speeds
Hi Range 0 – 12.6 mph
Med. Range 0 – 6.2 mph
Lo Range 0 – 3.7 mph
Reverse Speeds
Hi Range 0 – 10.0 mph
Med. Range 0 – 4.9 mph
Lo Range 0 – 3.0 mph
Rear Differential Lock
Wet Disc Brakes
Cruise Control

FLUID CAPACITY

Fuel Tank	6.9 gal.
Cooling System	4.6 qts.
Crankcase	3.7 qts.
Transmission and Hydraulics	4.0 gal.
Front Axle Differential	3.4 qts.

DIMENSIONS

Overall Height w/ROPS	85.0"
Overall Length w/3pt.	106.4"
Wheel Base	61.5"
Crop Clearance	12.8

POWER TAKE OFF

Live Continuous Running
Rear PTO – 2 Speed
SAE Std 1 3/8" Six Spline
540 rpm @ 2773 Eng. rpm
960 rpm @ 2722 Eng. rpm
Mid PTO – 1 Speed
2500 rpm @ 2750 Eng. rpm

SAFETY EQUIPMENT

2-Post Foldable ROPS w /
Retractable Seat Belt
Flip-Up PTO Shield
Safety Start Switches
Electric Key Shut Off
Parking Brakes
SMV Sign

TIRES AND WHEELS

Front 7 -- 12 R1 AG
Rear 11.2 x 16 R1 AG

+ Manufacturer Estimate

ORDER CODE	DESCRIPTION	APPROX. SHIP WT.	SUGGESTED LIST PRICE
------------	-------------	---------------------	-------------------------

*** STANDARD MACHINE ***

B2920HSD	4WD TRACTOR (Equipped with Loader Valve) With 2 Post Foldable ROPS Compatible with a Backhoe Folded height 69.3" with standard tires	1403	\$ 15,539.00
-----------------	---	------	--------------

B2920HSD		Price with Tire Option		
TIRES AND WHEELS (priced per piece)		APPROX SHIP WT.	SUGG. LIST PRICE	SUGG. LIST
BR8707A**	F-TIRE 7-12 R1 B-Stone Farm Service Lug	44	\$ 170.00	\$15,539.00
ABR8769**	R-TIRE 11.2-16 R1 Goodyear Dyna Torq II	95	\$ 323.00	
BR8735	F-TIRE 22x8.50-12 R3 B-Stone PillowDiam1	24	\$ 139.00	\$15,559.00
ABR8790	R-TIRE 31x15.5-15 HF-1 Gdyr Xtra Trac	80	\$ 364.00	
ABR8727	F-TIRE 23x8.50-12 R3 Sup Turf K500 FenWh	27	\$ 159.00	\$15,503.00
ABR8779	R-TIRE 33x12.5-15 R3 TF Steel Bias CE	82	\$ 316.00	
BR8701	F-TR 6-12B FR SV LUG-M	33	\$ 139.00	\$15,447.00
ABR8755B	R-TIRE 9.5-16 R1 AG Steel Bias CA	76	\$ 308.00	
ABR8763	F-TIRE 23x8.5-12 R4 IN Steel Bias AA	45	\$ 180.00	\$15,573.00
ABR8764	R-TIRE 12-16.5 R4 IN Steel Bias AA	103	\$ 330.00	

** Standard tires.

B2320DTN-1 Standard B Series

*** EQUIPMENT IN STANDARD MACHINE ***

DIESEL ENGINE

Model # D1005E3D22
E-TVCS Indirect Injection
3 Cyl. 61.1 cu. In.
+ 23 Gross Eng. HP
+ 18 PTO HP
@ 2800 Eng. rpm
12V – 430CCA
Charging Output 14.5 Amps
Radial Air Flow Cooling
Dual Air Cleaner Element

HYDRAULICS

Open Center
Tandem Pumps Gear Type
3.6 gpm Power Steering
4.7 gpm Remote/3 Pt. Hitch
8.3 gpm Total Hyd. Flow
Cat I 3-point Hitch
At lift Point 1655 lbs.
24" Behind 1300 lbs.
Position Control Valve

FRONT AXLE

Integral Power Steering
Cast Iron (Narrow)
Bevel Gear, 4WD
Tread Spacing,
Nonadjustable

DRIVE TRAIN

Gear Drive
9 Forward Speeds
3 Reverse Speeds
Rear Differential Lock
Wet Disc Brakes

FLUID CAPACITY

Fuel Tank	6.9 gal.
Cooling System	4.1 qts.
Crankcase	3.3 qts.
Transmission and Hydraulics	3.7 gal.
Front Axle Differential	3.4 qts.

DIMENSIONS

Overall Height w/ROPS	75.2"
Overall Length w/3pt	92.9"
Wheel Base	61.5"
Crop Clearance	11.8"

POWER TAKE OFF

Transmission driven with
over running clutch
Rear PTO – 2 Speed
SAE Std 1 3/8" Six Spline
540 rpm @ 2773 Eng. rpm
960 rpm @ 2722 Eng. rpm

SAFETY EQUIPMENT

2-Post Rigid ROPS w /
Retractable Seat Belt
Flip-Up PTO Shield
Safety Start Switches
Electric Key Shut Off
Parking Brakes
SMV Sign

TIRES AND WHEELS

Front 5 x 12 R1 AG
Rear 8 x 16 R1 AG
Adjustable Rear Tread
35.4" Outside Rear Wheel Width
(Minimum Tread)

+ Manufacturer Estimate

ORDER CODE	DESCRIPTION	APPROX. SHIP WT.	SUGGESTED LIST PRICE
------------	-------------	------------------	----------------------

*** STANDARD MACHINE ***

B2320DTN-1	4WD TRACTOR	1348	\$ 12,909.00
	With 2 Post Rigid ROPS		
	Not compatible with Loader or Backhoe		

B2320DTN-1		Price with Tire Option		
TIRES AND WHEELS (priced per piece)		APPROX SHIP WT.	SUGG. LIST PRICE	SUGG. LIST
BR8762**	F-TIRE 5-12 R1 B-Stone Farm Service Lug	24	\$ 114.00	\$12,909.00
BR8754A**	R-TIRE 8-16 R1 Bridgestone Farm Svc Lug	62	\$ 260.00	
BR8701	F-TR 6-12B FR SV LUG-M	33	\$ 139.00	\$12,931.00
ABR8753B	F/R-TIRE 8.3-16 R1 AG Steel Bias BA	68	\$ 246.00	

** Standard tires.

B2320HSDN Standard B Series

*** EQUIPMENT IN STANDARD MACHINE ***

DIESEL ENGINE

Model # D1005E3D22
E-TVCS Indirect Injection
3 Cyl. 61.1 cu. In.
+ 23 Gross Eng. HP
+ 17.0 PTO HP
@ 2800 Eng. rpm
12V – 430CCA
Charging Output 14.5 Amps
Radial Air Flow Cooling
Dual Air Cleaner Element

HYDRAULICS

Open Center
Tandem Pumps Gear Type
3.6 gpm Power Steering
4.7 gpm Remote/3 Pt. Hitch
8.3 gpm Total Hyd. Flow
Cat I 3-point Hitch
At lift Point 1655 lbs.
24" Behind 1300 lbs.
Position Control Valve

FRONT AXLE

Integral Power Steering
Cast Iron (Narrow)
Bevel Gear, 4WD
Tread Spacing,
Nonadjustable

DRIVE TRAIN

Hydrostatic Drive
Forward Speeds
Hi Range 0 – 11.0 mph
Med Range 0 – 5.4 mph
Lo Range 0 – 3.2 mph
Reverse Speeds
Hi Range 0 – 8.8 mph
Med Range 0 – 4.3 mph
Lo Range 0 – 2.6 mph
Rear Differential Lock
Wet Disc Brakes

FLUID CAPACITY

Fuel Tank	6.9 gal.
Cooling System	4.1 qts.
Crankcase	3.3 qts.
Transmission and Hydraulic	4.0 gal.
Front Axle Differential	3.4 qts.

DIMENSIONS

Overall Height w/ROPS	75.2"
Overall Length w/3pt.	106.4"
Wheel Base	61.5"
Crop Clearance	11.8"

POWER TAKE OFF

Live Continuous Running
Rear PTO – 2 Speed
SAE Std 1 3/8" Six Spline
540 rpm @ 2773 Eng. rpm
960 rpm @ 2722 Eng. rpm
Mid PTO – 1 Speed
2500 rpm @ 2750 Eng. rpm

SAFETY EQUIPMENT

2-Post Rigid ROPS w /
Retractable Seat Belt
Flip-Up PTO Shield
Safety Start Switches
Electric Key Shut Off
Parking Brakes
SMV Sign

TIRES AND WHEELS

Front 5 x 12 R1 AG
Rear 8 x 16 R1 AG

+ Manufacturer Estimate

ORDER CODE	DESCRIPTION	APPROX. SHIP WT.	SUGGESTED LIST PRICE
------------	-------------	------------------	----------------------

*** STANDARD MACHINE ***

B2320HSDN	4WD TRACTOR	1348	\$ 13,896.00
	With 2 Post Rigid ROPS		
	Not compatible with Loader or Backhoe		

B2320HSDN		Price with Tire Option		
TIRES AND WHEELS (priced per piece)		APPROX SHIP WT.	SUGG. LIST PRICE	SUGG. LIST
BR8762**	F-TIRE 5-12 R1 B-Stone Farm Service Lug	24	\$ 114.00	\$13,896.00
BR8754A** ①	R-TIRE 8-16 R1 Bridgestone Farm Svc Lug	62	\$ 260.00	
BR8701	F-TR 6-12B FR SV LUG-M	33	\$ 139.00	\$13,918.00
ABR8753B	F/R-TIRE 8.3-16 R1 AG Steel Bias BA	68	\$ 246.00	

** Standard tires.

① Optional Rear Wheel Weights B8048 are dedicated to this wheel combination only.

B3200HSDWO/B3200HSD Standard B Series

*** EQUIPMENT IN STANDARD MACHINE ***

DIESEL ENGINE

Model # V1505E3D24
Interim Tier IV Engine
4 Cyl. 91.5 cu. In.
+ 32 Gross Eng. HP
+ 23.0 PTO HP
@ 2700 Eng. Rpm
12V – 433CCA
Charging Output 14.5 Amps
Dual Air Cleaner Element

HYDRAULICS

Open Center
Tandem Pumps Gear Type
3.2 gpm Power Steering
6.7 gpm Remote/3 Pt. Hitch
9.9 gpm Total Hyd. Flow
Cat I 3-point Hitch
At lift Point 1655 lbs.
24" Behind 1300 lbs.

FRONT AXLE

Integral Power Steering
Cast Iron
Bevel Gear, 4WD
Tread Spacing, Nonadjustable

+ Manufacturer estimate

TRANSMISSION

Hydrostatic Drive
Forward Speeds
Hi Range 0 – 12.4 mph
Med. Range 0 – 5.8 mph
Lo Range 0 – 3.3 mph
Reverse Speeds
Hi Range 0 – 9.9 mph
Med. Range 0 – 4.5 mph
Lo Range 0 – 2.6 mph
Rear Differential Lock

FLUID CAPACITY

Fuel Tank 8.1 gal.
Cooling System 4.7 qts.
Crankcase 5.7 qts.
Transmission and Hydraulics 3.8 gal.
Front Axle Differential 4.7 qts.

DIMENSIONS

Overall Height w/ROPS 89.4"
Overall Length w/3pt 109.8"
Wheel Base 65.6"
Crop Clearance 14.6"

POWER TAKE OFF

Live Continuous Running
Rear PTO – 1 Speed
SAE Std 1 3/8" Six Spline
540 rpm @ 2600 Eng. rpm
Mid PTO – 1 Speed
2500 rpm @ 2578 Eng. rpm
Operator Presence Control System

SAFETY EQUIPMENT

2-Post ROPS w / Retractable
Seat Belt
Flip-Up PTO Shield
Safety Start Switches
Electric Key Shut Off
Wet Disc Brakes
Parking Brakes

TIRES AND WHEELS

Front 7 - 12 R1
Rear 12.4 x 16 R1

ORDER CODE	DESCRIPTION	APPROX. SHIP WT.	SUGGESTED LIST PRICE
------------	-------------	------------------	----------------------

*** STANDARD MACHINE ***

B3200HSDWO	4WD TRACTOR With 2 Post Foldable ROPS Compatible with a Backhoe Folded height 69.3" with standard tires	1403	\$ 15,874.00
B3200HSD	4WD TRACTOR (Includes Loader Valve) With 2 Post Foldable ROPS Compatible with a Backhoe Folded height 69.3" with standard tires	1403	\$ 16,425.00

B3200HSDWO		Price with Tire Option		
TIRES AND WHEELS (priced per piece)		APPROX SHIP WT.	SUGG. LIST PRICE	SUGG. LIST
BR8707A**	F-TIRE 7-12 R1 B-Stone Farm Service Lug	44	\$ 170.00	\$15,874.00
ABR9382**	R-TIRE 12.4-16 R1 AG Steel Bias DA	93	\$ 395.00	
ABR8742	F-TIRE 24x8.5-14 R3 TF Steel Bias AA	43	\$ 181.00	\$15,952.00
ABR8744	R-TIRE 13.6-16 R3 TF Steel Bias AA	133	\$ 423.00	
ABR8726	F-TIRE 23x8.5-14 R4 IN Steel Bias AA	47	\$ 179.00	\$15,954.00
BR8749	R-TIRE 12.4-16 R4 IN Steel Bias CA	108	\$ 426.00	

** Standard tires.

B3200HSDWO/B3200HSD

B3200HSD				
TIRES AND WHEELS (priced per piece)		Price with Tire Option		
ORDER CODE	DESCRIPTION	APPROX SHIP WT.	SUGG. LIST PRICE	SUGG. LIST
BR8707A**	F-TIRE 7-12 R1 B-Stone Farm Service Lug	44	\$ 170.00	\$16,425.00
ABR9382**	R-TIRE 12.4-16 R1 AG Steel Bias DA	93	\$ 395.00	
ABR8742	F-TIRE 24x8.5-14 R3 TF Steel Bias AA	43	\$ 181.00	\$16,503.00
ABR8744	R-TIRE 13.6-16 R3 TF Steel Bias AA	133	\$ 423.00	
ABR8726	F-TIRE 23x8.5-14 R4 IN Steel Bias AA	47	\$ 179.00	\$16,505.00
BR8749	R-TIRE 12.4-16 R4 IN Steel Bias CA	108	\$ 426.00	

** Standard tires.

B3300SUHSDP Standard B Series

*** EQUIPMENT IN STANDARD MACHINE ***

DIESEL ENGINE

Model # V1505E3D24H
Interim Tier IV Engine
4 Cyl. 91.5 cu. In.
+ 33 Gross Eng. HP
+ 25 PTO HP
@ 2700 Eng. Rpm
12V – 430CCA
Charging Output 14.5 Amps
Dual Air Cleaner Element

HYDRAULICS

Open Center
Tandem Pumps Gear Type
3.2 gpm Power Steering
6.7 gpm Remote/3 Pt. Hitch
9.9 gpm Total Hyd. Flow
Cat I 3-point Hitch
24" Behind 1367 lbs.

FRONT AXLE

Integral Power Steering
Cast Iron
Bevel Gear, 4WD
Tread Spacing, Nonadjustable

TRANSMISSION

Hydrostatic Drive
Forward Speeds (w/std tires)
Hi Range 0 – 12.4 mph
Med. Range 0 – 5.8 mph
Lo Range 0 – 3.3 mph
Reverse Speeds (w/std tires)
Hi Range 0 – 9.9 mph
Med. Range 0 – 4.5 mph
Lo Range 0 – 2.6 mph
Rear Differential Lock

FLUID CAPACITY

Fuel Tank	8.1 gal.
Cooling System	4.7 qts.
Crankcase	5.7 qts.
Transmission and Hydraulics	3.8 gal.
Front Axle Differential	4.7 qts.

DIMENSIONS

Overall Height w/ROPS	88.4"
Overall Length w/3pt.	109.8"
Wheel Base	66.8"
Crop Clearance	14.6"

POWER TAKE OFF

Live Continuous Running
Rear PTO – 1 Speed
SAE Std 1 3/8" Six Spline
540 rpm @ 2600 Eng. rpm

SAFETY EQUIPMENT

2-Post ROPS w / Retractable
Seat Belt
Flip-Up PTO Shield
Safety Start Switches
Electric Key Shut Off
Wet Disc Brakes
Parking Brakes

TIRES AND WHEELS

Front 7 - 12 R1
Rear 12.4 x 16 R1

+ Manufacturer Estimate

ORDER CODE	DESCRIPTION	APPROX. SHIP WT.	SUGGESTED LIST PRICE
------------	-------------	------------------	----------------------

*** STANDARD MACHINE ***

B3300SUHSDP	4WD TRACTOR (Includes Loader Valve)	1403	\$ 15,365.00
	With 2 Post Foldable ROPS		
	Compatible with a Backhoe		
	Folded height 69.3" with standard tires		

B3300SUHSDP		Price with Tire Option		
TIRES AND WHEELS (priced per piece)		APPROX SHIP WT.	SUGG. LIST PRICE	SUGG. LIST
BR8707A**	F-TIRE 7-12 R1 B-Stone Farm Service Lug	44	\$ 170.00	\$15,365.00
ABR9382**	R-TIRE 12.4-16 R1 AG Steel Bias DA	93	\$ 395.00	
ABR8742	F-TIRE 24x8.5-14 R3 TF Steel Bias AA	43	\$ 181.00	\$15,443.00
ABR8744	R-TIRE 13.6-16 R3 TF Steel Bias AA	133	\$ 423.00	
ABR8767	F-TIRE 25 X 8.50-14 R4 IND TIRE ASSY	45	\$ 191.00	\$15,903.00
ABR8768	R-TIRE 15 X 19.5 R4 IND TIRE ASSEMBY	174	\$ 643.00	

** Standard tires.

B3000HSDC Premier Plus B Series

*** EQUIPMENT IN STANDARD MACHINE ***

DIESEL ENGINE

Model # V1505E2D21Q
Interim Tier IV Engine
4 Cyl. 91.5 cu. In.
+ 30 Gross Eng. HP
+ 23.0 PTO HP
@ 2600 Eng. Rpm
12V – 433CCA
Charging Output 40 Amps
Dual Air Cleaner Element

HYDRAULICS

Open Center
Tandem Pumps Gear Type
3.9 gpm Power Steering
5.2 gpm Remote/3 Pt. Hitch
9.1 gpm Total Hyd. Flow
Cat I 3-point Hitch
At lift Point 2139 lbs.
24" Behind 1676 lbs.

FRONT AXLE

Hydrostatic Power Steering
Cast Iron
Bevel Gear, 4WD
Tread Spacing, Nonadjustable

+ Manufacturer Estimate

TRANSMISSION

Hydrostatic Drive
Forward Speeds
Hi Range 0 – 11.9 mph
Med. Range 0 – 5.3 mph
Lo Range 0 – 3.1 mph
Reverse Speeds
Hi Range 0 – 9.4 mph
Med. Range 0 – 4.3 mph
Lo Range 0 – 2.5 mph
Rear Differential Lock

FLUID CAPACITY

Fuel Tank 8.1 gal.
Cooling System 4.5 qts.
Crankcase 4.3 qts.
Transmission and Hydraulics 4.0 gal.
Front Axle Differential 5.0 qts.

DIMENSIONS

Overall Height w/CAB 84.6"
Overall Length w/3pt. 115.0"
Wheel Base 65.6"
Crop Clearance 14.6"

TIRES AND WHEELS

Front 7 - 12 R1
Rear 12.4 x 16 R1

POWER TAKE OFF

Independent PTO
Rear PTO – 1 Speed
SAE Std 1 3/8" Six Spline
540 rpm @ 2592 Eng. rpm
Mid PTO – 1 Speed
2500 rpm @ 2600 Eng. rpm

SAFETY EQUIPMENT

2-Post ROPS w / Retractable Seat Belt
Flip-Up PTO Shield
Safety Start Switches
Electric Key Shut Off
Wet Disc Brakes
Parking Brakes
Turn Signals / Hazard Lights

PREMIER PLUS FEATURES

Tilt Steering Wheel
Deluxe Cruise Control
AC / Heater
Enclosed operator controls

ORDER CODE	DESCRIPTION	APPROX. SHIP WT.	SUGGESTED LIST PRICE
------------	-------------	------------------	----------------------

*** STANDARD MACHINE ***

B3000HSDC	4WD CAB TRACTOR With ROPS Certified Cab	2271	\$ 23,007.00
------------------	---	------	--------------

B3000HSDC		Price with Tire Option		
TIRES AND WHEELS (priced per piece)		APPROX SHIP WT.	SUGG. LIST PRICE	SUGG. LIST
BR8707A**	F-TIRE 7-12 R1 B-Stone Farm Service Lug	44	\$ 170.00	\$23,007.00
ABR9382**	R-TIRE 12.4-16 R1 AG Steel Bias DA	93	\$ 395.00	
ABR8742	F-TIRE 24x8.5-14 R3 TF Steel Bias AA	43	\$ 181.00	\$23,085.00
ABR8744 ①	R-TIRE 13.6-16 R3 TF Steel Bias AA	133	\$ 423.00	
ABR8726	F-TIRE 23x8.5-14 R4 IN Steel Bias AA	47	\$ 179.00	\$23,087.00
BR8749	R-TIRE 12.4-16 R4 IN Steel Bias CA	108	\$ 426.00	

** Standard tires.

* Subject to availability.

① When using these tires for RCK60-27B, Stopper Extensions must be installed. Stopper extensions are included with RCK60-27B Mid-Mount Mower from Serial #22715 and above. Prior model mid-mount mowers Serial 22714 and lower, require Part #70000-00158 Stopper Extension Kit for compatibility.

B3000HSDCC Premier Plus B Series

*** EQUIPMENT IN STANDARD MACHINE ***

DIESEL ENGINE

Model # V1505E2D21Q2
Interim Tier IV Engine
4 Cyl. 91.5 cu. In.
+ 30 Gross Eng. HP
+ 23.0 PTO HP
@ 2600 Eng. Rpm
12V – 433CCA
Charging Output 60 Amps
Dual Air Cleaner Element

HYDRAULICS

Open Center
Tandem Pumps Gear Type
3.9 gpm Power Steering
5.2 gpm Remote/3 Pt. Hitch
9.1 gpm Total Hyd. Flow
Cat I 3-point Hitch
At lift Point 2139 lbs.
24" Behind 1676 lbs.

FRONT AXLE

Hydrostatic Power Steering
Cast Iron
Bevel Gear, 4WD
Tread Spacing, Nonadjustable

TRANSMISSION

Hydrostatic Drive
Forward Speeds
Hi Range 0 – 11.9 mph
Med. Range 0 – 5.3 mph
Lo Range 0 – 3.1 mph
Reverse Speeds
Hi Range 0 – 9.4 mph
Med. Range 0 – 4.3 mph
Lo Range 0 – 2.5 mph
Rear Differential Lock

FLUID CAPACITY

Fuel Tank	8.1 gal.
Cooling System	4.5 qts.
Crankcase	4.3 qts.
Transmission and Hydraulics	4.0 gal.
Front Axle Differential	5.0 qts.

DIMENSIONS

Overall Height w/CAB	84.6"
Overall Length w/3pt.	115.0"
Wheel Base	65.6"
Crop Clearance	14.6"

TIRES AND WHEELS

Front 7 - 12 R1
Rear 12.4 x 16 R1

POWER TAKE OFF

Independent PTO
Rear PTO – 1 Speed
SAE Std 1 3/8" Six Spline
540 rpm @ 2592 Eng. rpm
Mid PTO – 1 Speed
2500 rpm @ 2600 Eng. rpm

SAFETY EQUIPMENT

2-Post ROPS w / Retractable Seat Belt
Flip-Up PTO Shield
Safety Start Switches
Electric Key Shut Off
Wet Disc Brakes
Parking Brakes
Turn Signals / Hazard Lights

PREMIER PLUS FEATURES

Tilt Steering Wheel
Deluxe Cruise Control
AC / Heater
Adjustable Seat Suspension
Seat with Arm Rests
3 Pt. Lower extendible links
Ratchet right link
Enclosed operator controls
Rear Defogger with 60A Alternator
Rear Wiper
Front Work Light
Telescoping Stabilizers

+ Manufacturer Estimate

ORDER CODE	DESCRIPTION	APPROX. SHIP WT.	SUGGESTED LIST PRICE
*** STANDARD MACHINE ***			
B3000HSDCC	4WD CAB TRACTOR With Factory Cold Climate Cab	2271	\$ 24,395.00

B3000HSDCC		Price with Tire Option		
TIRES AND WHEELS (priced per piece)		APPROX SHIP WT.	SUGG. LIST PRICE	SUGG. LIST
BR8707A**	F-TIRE 7-12 R1 B-Stone Farm Service Lug	44	\$ 170.00	\$24,395.00
ABR9382**	R-TIRE 12.4-16 R1 AG Steel Bias DA	93	\$ 395.00	
ABR8742	F-TIRE 24x8.5-14 R3 TF Stee	43	\$ 181.00	\$24,473.00
ABR8744 ①	R-TIRE 13.6-16 R3 TF Steel	133	\$ 423.00	
ABR8726	F-TIRE 23x8.5-14 R4 IN Stee	47	\$ 179.00	\$24,475.00
BR8749	R-TIRE 12.4-16 R4 IN Steel	108	\$ 426.00	

** Standard tires.

① When using these tires for RCK60-27B, Stopper Extensions must be installed. Stopper extensions are included with RCK60-27B Mid-Mount Mower from Serial #22715 and above. Prior model mid-mount mowers Serial 22714 and lower, require Part #70000-00158 Stopper Extension Kit for compatibility.

B2650HSDC

*** EQUIPMENT IN STANDARD MACHINE ***

DIESEL ENGINE

Model # D1305E4D26Q
Tier IV Engine
3 Cyl. 77.0 cu. In.
+ 26 Gross Eng. HP
+ 19.5 PTO HP
@ 2500 Eng. Rpm
12V – 430CCA
Charging Output 60 Amps
Dual Air Cleaner Element

HYDRAULICS

Open Center
Gear Pump
Hyd. Pump Cap.
3.7 gpm Power Steering
5.0 gpm Remote/3 Pt. Hitch
8.7 gpm Total Hyd. Flow
Cat I 3-point Hitch
At lift Point 2139 lbs.
24" Behind 1676 lbs.
Position Control

DRIVETRAIN

Hydrostatic Power Steering
Cast Iron
Spur Gear, 4WD
Tread Spacing, Nonadjustable

TRANSMISSION

Hydrostatic Drive
3 Range Hi-Med-Low
Forward Speeds
Hi Range 0 – 11.8 mph
Med. Range 0 – 5.3 mph
Lo Range 0 – 3.6 mph
Reverse Speeds
Hi Range 0 – 8.9 mph
Med. Range 0 – 3.9 mph
Lo Range 0 – 2.7 mph
Rear Differential Lock

FLUID CAPACITY

Fuel Tank 7.4 gal.
Cooling System 4.5 qts.
Crankcase 4.2 qts.
Transmission and Hydraulics 4.0 gal.
Front Axle 5.0 qts.

DIMENSIONS

Overall Height w/ROPS 84.6"
Overall Length w/3pt. 114.2"
Wheel Base 65.6"
Crop Clearance 14.6"

TIRES AND WHEELS

Front 7 - 12 R1
Rear 12.4 x 16 R1

POWER TAKE OFF

Live Independent Hydraulic PTO
Rear PTO – 1 Speed
SAE Std 1 3/8" Six Spline
563 rpm @ 2500 Eng. rpm
Mid PTO – 1 Speed
2500 rpm @ 2500 Eng. rpm

SAFETY EQUIPMENT

Factory Certified ROPS Cab
Flip-Up PTO Shield
Safety Start Switches
Electric Key Shut Off
Wet Disc Brakes
Parking Brakes
Turn Signals / Hazard Lights

CAB FEATURES

Tilt Steering Wheel
Deluxe Cruise Control
AC / Heater
Adjustable Seat Suspension
Seat with Arm Rests
3 Pt. Lower extendible links
Ratchet right link
Enclosed operator controls
Rear Defogger with 60A Alternator
Front / Rear Wiper w/washer
12V Outlet and Cup Holder
Rear View Mirror

+ Manufacturer Estimate

ORDER CODE	DESCRIPTION	APPROX. SHIP WT.	SUGGESTED LIST PRICE
------------	-------------	------------------	----------------------

*** STANDARD MACHINE ***

B2650HSDC **4WD CAB TRACTOR** \$ 24,195.00
With Factory Certified ROPS Cab (84.6" High)

B2650HSDC		Price with Tire Option		
TIRES AND WHEELS (priced per piece)		APPROX SHIP WT.	SUGG. LIST PRICE	SUGG. LIST
ORDER CODE	DESCRIPTION			
BR8707A**	F-TIRE 7-12 R1 B-Stone Farm Service Lug	44	\$ 170.00	\$24,195.00
ABR9382**	R-TIRE 12.4-16 R1 AG Steel Bias DA	93	\$ 395.00	
ABR8742	F-TIRE 24x8.5-14 R3 TF Steel Bias AA	43	\$ 181.00	\$24,273.00
ABR8744 ①	R-TIRE 13.6-16 R3 TF Steel Bias AA	133	\$ 423.00	
ABR8726	F-TIRE 23x8.5-14 R4 IN Steel Bias AA	47	\$ 179.00	\$24,275.00
BR8749	R-TIRE 12.4-16 R4 IN Steel Bias CA	108	\$ 426.00	

** Standard tires.

① When using these tires for RCK60-27B, Stopper Extensions must be installed. Stopper extensions are included with RCK60-27B Mid-Mount Mower from Serial #22715 and above. Prior model mid-mount mowers Serial 22714 and lower, require Part #70000-00158 Stopper Extension Kit for compatibility.

B3350HSDC

*** EQUIPMENT IN STANDARD MACHINE ***

DIESEL ENGINE

Model # V1505TE4D26Q
Tier IV Engine with DPF
4 Cyl. 91.5 cu. In.
+ 33.0 Gross Eng. HP
+ 27.0 PTO HP
@ 2500 Eng. Rpm
12V – 430CCA
Charging Output 60 Amps
Dual Air Cleaner Element

HYDRAULICS

Open Center
Gear Type
Hyd. Pump Cap.
3.7 gpm Power Steering
5.0 gpm Remote/3 Pt. Hitch
8.7 gpm Total Hyd. Flow
Cat I 3-point Hitch
At lift Point 2139 lbs.
24" Behind 1676 lbs.
Position Control

DRIVETRAIN

Hydrostatic Power Steering
Cast Iron
Bevel Gear, 4WD
Tread Spacing, Nonadjustable

TRANSMISSION

Hydrostatic Drive
3 Range Hi-Med-Low
Forward Speeds
Hi Range 0 – 13.6 mph
Med. Range 0 – 5.8 mph
Lo Range 0 – 3.6 mph
Reverse Speeds
Hi Range 0 – 10.3 mph
Med. Range 0 – 4.3 mph
Lo Range 0 – 2.7 mph
Rear Differential Lock

FLUID CAPACITY

Fuel Tank 7.4 gal.
Cooling System 4.3 qts.
Crankcase 4.8 qts.
Transmission and Hydraulics 4.0 gal.
Front Axle 5.0 qts.

DIMENSIONS

Overall Height w/ROPS 84.6"
Overall Length w/3pt. 114.2"
Wheel Base 65.6"
Crop Clearance 14.6"

TIRES AND WHEELS

Front 7 - 12 R1
Rear 12.4 x 16 R1

POWER TAKE OFF

Live Independent Hydraulic PTO
Rear PTO – 1 Speed
SAE Std 1 3/8" Six Spline
563 rpm @ 2500 Eng. rpm
Mid PTO – 1 Speed
2500 rpm @ 2600 Eng. rpm

SAFETY EQUIPMENT

Factory Certified ROPS Cab
Flip-Up PTO Shield
Safety Start Switches
Electric Key Shut Off
Wet Disc Brakes
Parking Brakes
Turn Signals / Hazard Lights

CAB FEATURES

Tilt Steering Wheel
Deluxe Cruise Control
AC / Heater
Adjustable Seat Suspension
Seat with Arm Rests
3 Pt. Lower extendible links
Ratchet right link
Enclosed operator controls
Rear Defogger with 60A Alternator
Front / Rear Wiper w/washer
12V Outlet and Cup Holder
Rear View Mirror

+ Manufacturer Estimate

ORDER CODE	DESCRIPTION	APPROX. SHIP WT.	SUGGESTED LIST PRICE
------------	-------------	------------------	----------------------

*** STANDARD MACHINE ***

B3350HSDC	4WD CAB TRACTOR	\$	28,865.00
	with Factory Certified ROPS Cab (84.6" High)		

B3350HSDC		Price with Tire Option		
TIRES AND WHEELS (priced per piece)		APPROX SHIP WT.	SUGG. LIST PRICE	SUGG. LIST
ORDER CODE	DESCRIPTION			
BR8707A**	F-TIRE 7-12 R1 B-Stone Farm Service Lug	44	\$ 170.00	\$28,865.00
ABR9382**	R-TIRE 12.4-16 R1 AG Steel Bias DA	93	\$ 395.00	
ABR8742	F-TIRE 24x8.5-14 R3 TF Steel Bias AA	43	\$ 181.00	\$28,943.00
ABR8744 ①	R-TIRE 13.6-16 R3 TF Steel Bias AA	133	\$ 423.00	
ABR8726	F-TIRE 23x8.5-14 R4 IN Steel Bias AA	47	\$ 179.00	\$28,945.00
BR8749	R-TIRE 12.4-16 R4 IN Steel Bias CA	108	\$ 426.00	

** Standard tires.

① When using these tires for RCK60-27B, Stopper Extensions must be installed. Stopper extensions are included with RCK60-27B Mid-Mount Mower from Serial #22715 and above. Prior model mid-mount mowers Serial 22714 and lower, require Part #70000-00158 Stopper Extension Kit for compatibility.

This page intentionally left blank.

Attachment Chart

NOTE: THIS CHART IS FOR QUICK REFERENCE ONLY. YOU MUST REFER TO THE APPROPRIATE SECTION FOR ADDITIONAL DETAILS OF KITS THAT MAY BE REQUIRED.

MODEL	B2320DT B2320HSD B2320DTWO	B2620HSD	B2920HSD	B2320DTN(-1)	B2320HSDN
Rigid ROPS	N/A	N/A	N/A	SFB-232N	SFB-232N
Foldable ROPS①	SFB-F292	SFB-F292	SFB-F292	N/A	N/A
Mid PTO Kit②	STD	STD	STD	N/A	STD
Sunshade③	E1133 / E1123	E1133 / E1123	E1133 / E1123	E1133 / E1123	E1133 / E1123
Front Suitcase Weight	BL8060-1	BL8060-1	BL8060-1	BL8060-1	BL8060-1
Front Weight Bracket	BX8064A	BX8064A	BX8064A	BX8064A	BX8064A
Power Steering	STD	STD	STD	STD	STD
Drawbar	STD	STD	STD	STD	STD
High Capacity Alternator	B7311	B7311	B7311	B7311	B7311
Block Heater	70000-73274	70000-73274	70000-73274	70000-73274	70000-73274
Speed Set Control	STD (HSD)	STD	STD	N/A	STD
Double Element Air Cleaner	STD	STD	STD	STD	STD
Spark Arrestor Kit	70000-01605	70000-01605	70000-01605	70000-01605	70000-01605
Work Light (Rear)	B7335	B7335	B7335	B7335	B7335
Front Grill Guard (Non-Loader Use)	B1642	B1642	B1642	B1642	B1642
Fender Extension Kit	N/A	N/A	N/A	N/A	N/A
Wheel Spacer Kit	B8786	B8786	B8786	N/A	N/A

	B3200HSDWO B3200HSD	B3300SUHSDP	B2630HSD B3030HSD	B3000HSDC	B3000HSDCC
Rigid ROPS	N/A	N/A	SFB-30	N/A	N/A
Foldable ROPS ①	SFB-F32	SFB-F32	SFB-F30	N/A	N/A
Mid PTO Kit ②	STD	N/A	STD	STD	STD
Sunshade ③	E1133 / E1123	E1133 / E1123	E1133 / E1123	N/A	N/A
Front Suitcase Weight	BL8060-1	BL8060-1	BL8060-1	BL8060-1	BL8060-1
Front Weight Bracket	BX8064A	BX8064A	BX8064A	BX8064A	BX8064A
Power Steering	STD	STD	STD	STD	STD
Drawbar	STD	B9302	STD	STD	STD
High Capacity Alternator	B7324	B7324	B7324	STD (40 Amp)	STD (60 Amp)
Block Heater	70000-73274	70000-73274	70000-73274	70000-73274	70000-73274
Speed Set Control	STD	B9331	STD	STD	STD
Double Element Air Cleaner	STD	STD	STD	STD	STD
Spark Arrestor Kit	70000-01605	70000-01605	70000-01605	70000-01605	70000-01605
Work Light (Front)	N/A	N/A	N/A	B7359	STD
Work Light (Rear)	B7335	B7335	B7331	B7327	B7327
Front Grill Guard (Non-Loader Use)	B1642	B1642	B2335	B2335	B2335
Fender Extension Kit	N/A	N/A	B7365 ④	B7365 ④	B7365 ④
Optional Arm Rest	N/A	N/A	STD	B7358	STD
Wheel Spacer Kit	B8785	B8785	B8785	B8785	B8785

- ① Required for Backhoe application. Optional SFB-F29 is 10.45 inches taller than rigid ROPS, optional SFB-F30 is the same height as rigid ROPS.
- ② B7800HSD-R Mid-PTO optional, dealer installed cassette style.
- ③ E1123 requires E1124 Mounting Kit.
- ④ Not compatible with GCK60-24B Grass Catcher

See Prior Model Section at the end of this section for Prior Model Matching Chart

Attachment Chart

NOTE: THIS CHART IS FOR QUICK REFERENCE ONLY. YOU MUST REFER TO THE APPROPRIATE SECTION FOR ADDITIONAL DETAILS OF KITS THAT MAY BE REQUIRED.

MODEL	B2650HSDC	B3350HSDC
Mid PTO Kit	STD	STD
Front Suitcase Weight	BL8060-1	BL8060-1
Front Weight Bracket	BX8064-A	BX8064-A
Power Steering	STD	STD
Drawbar	STD	STD
High Capacity Alternator	STD	STD
Block Heater	70000-73274	70000-73274
Speed Set Control	STD	STD
Double Element Air Cleaner	STD	STD
Spark Arrestor Kit	TBA	Not applicable with DPF
Work Light (Rear)	B7337	B7337
Front Grill Guard (Non-Loader Use)	B2336	B2336
Fender Extension Kit	TBA	TBA
Wheel Spacer Kit	B8785	B8785
Rear Defogger	STD	STD
3 rd Function Valve	B7302	B7302

See Prior Model Section at the end of this section for Prior Model Matching Chart

Attachment Chart

NOTE: THIS CHART IS FOR QUICK REFERENCE ONLY. YOU MUST REFER TO THE APPROPRIATE SECTION
FOR ADDITIONAL DETAILS OF KITS THAT MAY BE REQUIRED.

TRACTOR		REAR REMOTE VALVE KIT			
		First Position Complete Base Kit	OTHER REQUIRED ITEMS	Stacking Kit for Additional Valves	Additional Valves
B2320DTWO	without loader valve	B7333	No Additional parts needed	BL7343 or BL7353	BL7373 and/or BL7393
B2320DT B2320HSD B2620HSD B2920HSD B2320DTN(-1)① B2320HSDN①	with loader valve	B7309B	No Additional parts needed		
B3200HSDWO	without loader valve	B7333	(1) 75536-68112 Hydraulic Block (Parts) (2) 75336-68132 O-Rings. (Parts)		
B3200HSD B3300SUHSDP	with loader valve	B7309B	No Additional parts needed		

TRACTOR		REAR REMOTE VALVE KIT			
		First Position Base Kit without valve	OTHER REQUIRED ITEMS	Stacking Kit for Additional Valve	Valve Section
B2630 B3030HSD/C/CC B3000HSDC/HSDCC		B7306	No Additional parts needed	B7307	B7304 and/or B7305
B2650HSDC B3350HSDC		B7316	No Additional parts needed	B7317	B7304 and/or B7305

① B7309B is not compatible with the narrow tractor.

See Prior Model Section at the end of this section for Prior Model Matching Chart

Dealer Installed Options

ORDER CODE		DESCRIPTION	APPROX. SHIP WT.	SUGGESTED LIST PRICE
BACKHOE ROPS				
SFB-F24	①	Foldable (Replacement) ROPS (Use for Backhoe application.) For B7300, B7400, B7500, B7510, B7610, B2410, B1700, B2100, B2400	115	\$580.00
SFB-F29	①	Foldable (Replacement) ROPS (Use for Backhoe application.) For B2710, B2910, B7800	115	\$580.00
SFB-F30	*①	Foldable (Replacement) ROPS (Use for Backhoe application.) For B2630HSD-R and B3030HSD-R	115	\$580.00
MID-PTO KIT				
B7361		Mid-PTO Kit for B7800HSD-R	35	\$180.00
SUPPORT FRAME KIT				
B4671A	②③	Support Frame Kit		\$190.00
SUNSHADE FOR ROPS				
E1133		Canopy for all models	63	\$437.00
E1123		Deluxe Fiberglass Canopy Requires E1124 Mounting Kit	90	\$322.00
E1124		Mounting Kit	30	\$180.00
SPARK ARRESTING MUFFLER				
B7341		B1700, B2100, B2400, B2410, B2710, B2910, B7800	10	\$66.00
70000-01605		Spark Arrestor Kit (B2320/2620/2920, B2630/3030, B3200, B3300, B3000)		(Order from the Parts Department)
FENDER EXTENSION KIT				
B7301		For B1700, B2100, B7300, B7400, B7500, B7410, B7510 and B7610, B7500DTN and B7510DTN Tractors only.	30	\$209.00
B7365	⑤	For B2630, B3030, and B3000		\$107.00
OPTIONAL STEP (for B-30 Series and B3200)④				
6A700-51350		Part Number Step (Must order bolts 01125-50816)		(Order from the Parts Department)
01125-50816		Bolts (4 required)		(Order from the Parts Department)

* Subject to availability.

① Backhoe ROPS are eligible for \$225.00 credit, see DSB-2002-016 ROPS Promotion Policy, submit Backhoe Discount Request Form. Credit is only available when std. ROPS has to be replaced with Backhoe ROPS, credit is available with Kubota Backhoe only. Required for Backhoe applications to replace standard ROPS: SFB-24A on B7400, B7500, or B2410; or SFB-29 on B2710, B2910, B7800 tractors.

② Required for B4672A Backhoe and/or B5550A Trencher (not required on B2710, B2910, and B7800).

③ Use B4671A instead of B4671 frame kit if tractor is equipped with RCK54-24B or RCK60-24B Mid Mount Mowers. B4671A is also compatible with RC54-24B and RC60-24B Mid Mount Mowers.

④ Not compatible with a mid mount mower, or cab models.

⑤ Not compatible with GCK60-24B Grass Catcher.

Dealer Installed Options

ORDER CODE	DESCRIPTION	APPROX. SHIP WT.	SUGGESTED LIST PRICE
Rear Remote Hydraulics (B2320, B2620, B2920, B3200, B3300)			
B7333	① 1st Position Complete Valve and Hose Kit 3-Position 4-Way type (B2320DTWO, B3200HSDWO, B2320DTN(-1) and B2320HSDN)	29	\$721.00
B7309B	1st Position Complete Valve and Hose Kit 3-Position, 4-Way type, Double Acting (B2320DT, B2320HSD, B2620HSD, B2920HSD, B3200HSD, and B3000SUHSDP)		\$721.00
<i>To install additional valves you need ONE stacking kit (hardware) from below and one or two additional valve kit sections depending on how many additional valves you want to install</i>			
Stacking Kits (Hardware)			
BL7343	2nd Position Stacking Kit to install 2nd valve Hardware and O-rings to install ONE additional valve section. Requires 1st position valve B7333, or B7309B and (requires any one BL7373, or BL7393 valve section.)	2	\$50.00
BL7353	3rd Position Stacking Kit to install 2nd and 3rd valve Hardware and O-rings to install TWO additional valve sections. Requires 1st position valve B7333 or B7309B and (requires any two B7373 and/or BL7393 valve section.)	2	\$50.00
Additional Valve Sections (dealer installed, select valve section(s) and appropriate stacking kit to complete.			
BL7373	3-Position, DV-Detent Valve (Not Self-canceling) Closed Detent Valve Section for B7333 and B7309(B) Hydraulic Kit.	5	\$273.00
BL7393	FD- Float Detent Section For BL7303and B7309B Hydraulic Kit	6	\$319.00
① Tractors without a Kubota Loader installed require the following parts: (1) hydraulic block 75536-68112 and (2) O-Rings 75536-68132.			

Dealer Installed Options

ORDER CODE	DESCRIPTION	APPROX. SHIP WT.	SUGGESTED LIST PRICE
Rear Remote Hydraulics (B2630 / B3030 / B3000) Must order Base Kit and one Valve Section to complete installation.			
B7306	First Position Base Kit and 1st Lever Requires B7304 Double Acting Valve	16	\$482.00
B7307	Second Position Stacking Kit for 2nd Valve Includes Hardware and 2nd Lever Requires: B7306 Base Kit and 1st Lever, and either B7304 or B7305 Valve Section	10	\$240.00
B7304	Double Acting Valve Section	15	\$240.00
B7305	Float Detent Valve Section (Can only be used in 2nd position)	10	\$302.00
Rear Remote Hydraulics (B2650HSDC/B3350HSDC) Must order Base Kit and one Valve Section to complete installation.			
B7316	Base Kit and 1st Lever Requires B7304 Double Acting Valve		\$499.00
B7317	Second Position Stacking Kit and 2nd Lever Includes Hardware and 2nd Lever Requires: B7316 Base Kit and 1st Lever, and either B7304 or B7305 Valve Section		\$273.00
B7304	Double Acting Valve Section		\$240.00
B7305	Float Detent Valve Section (for 2nd position only)		\$302.00
Joystick Hydraulic Control Valve			
B2056-1	① Joystick Control Valve for non-loader applications (B7300, B7400, B7500, B7410, B7510, B761C and B2410)	30	\$699.00
B2099-1	② Joystick Control Valve for non-loader applications (B2710, B2910 and B7800)	58	\$699.00
① Tractors without a Kubota Loader installed require the following parts: (1) hydraulic block 75536-68112 and (2) O-Rings 75536-68132.			
② Requires additional part to complete the installation order (1) 6C040-95100 Rear Hydraulic outlet block.			

Dealer Installed Options

ORDER CODE	DESCRIPTION	APPROX SHIP WT.	SUGGESTED LIST PRICE
REAR WHEEL WEIGHTS (For Narrow Tractors Only)			
B8048	Rear Weights for B7500DTN, B7510DTN, B2320DTN(-1) and B2320HSDN with narrow tires only. Use only with BR8754(A). Set includes (2) weights and hardware.	140	\$249.00
WHEEL SPACER KIT			
B8785	① Wheel Spacer Kit provides additional 1.5" clearance between tire and fender for tire chains. Not compatible with B-20 Series tractors.	35	\$299.00
B8786	① Wheel Spacer Kit for B-20 Series tractors provides 1 3/8" clearance between tire and fender for tire chains	38	\$299.00
CAB MODEL OPTIONS - B3030 / B3000			
B7327	Rear Work Light Kit	3	\$131.00
B7326	Rear Wiper Kit (Std. on B3030/B3000HSDCC)	5	\$143.00
B7328	Rear Defogger w/60A Alternator (Std. on B3030/B3000HSDCC)	35	\$557.00
B7358	Arm Rest (B3000HSDC)	10	\$78.00
B7359	Front Work Light (B3000HSDC)	10	\$98.00
B7325	Radio Mounting Kit	3	\$302.00
E9299A	② AM/FM Radio with MP3 Port and 7-Channel Weather Band. Requires B7325 Mounting Kit		\$310.00
E9276B	② AM/FM Radio CD/MP3 Player with 7-Channel Weather Band. Requires B7325 Mounting Kit	4	\$440.00
CAB OPTIONS - B2650HSDC / B3350HSDC			
B7337	Rear Work Light Kit		\$131.00
E9276B	② AM/FM Radio CD/MP3 Player with 7-Channel Weather Band.		\$440.00
E9299A	② AM/FM Radio with MP3 Port and 7- Channel Weather Band.		\$310.00
FRONT GRILLE GUARD KIT			
B1775	For B7300, B7400, B7410, B7500, B7510, B7610, B1700, B2100, B2400, B2410, B2710, B2910, B7800 (Non-Loader Applications)	30	\$168.00
B2335	For B2630, B3030, B3000. Includes mounting hardware. (Non-Loader Applications)	20	\$211.00
B1642	For B2320, B2620, B2920, B3200 and B3300SU. Includes mounting hardware. (Non-Loader Applications)	17	\$172.00
B2336	For B2650HSDC, B3350HSDC Includes mounting hardware.		\$211.00

① Not compatible with mid-mount mower decks.

② Radios have a 2 year warranty

Dealer Installed Options

ORDER CODE	DESCRIPTION	APPROX. SHIP WT.	SUGGESTED LIST PRICE
REAR WORK LIGHT KIT			
B7331	For B1700, B2100, B2400, B2410, B7610, B2710, B7800, B2910, B2630, B3030, B3000, B7510DTN Tractors only. One per tractor.	10	\$82.00
B7335	For B2320, B2620, B2920, B3200, and B3300SU One per tractor.	4	\$89.00
BLOCK HEATER (Available only from Parts)			
Applicable Models			
70000-73274	B1700 - B2100 - B2400 - B2410 - B7610 - B2710 - B2910 – B7500 - B7510 - B7800 - B2630 - B3030 - B2320 - B2920 – B2920 - B3200-B2650HSDC-B3350HSDC	(Order from the Parts Department)	
70000-74128	B7300HSD - B7400HSD - B7410DT	(Order from the Parts Department)	
FRONT BUMPER WEIGHTS (You must order Weight and One Bolt Kit per Weight)			
BL8060-1	Front Suitcase Weight. 3 Weights per standard Tractor bracket. Requires one bolt kit per weight.	55	\$71.00
BX8064A	Optional Weight Bracket that attaches to the tractor for up to 2 additional weights for all B Series tractors	25	\$103.00
BL8060B	Bolt Kit (B200 - B50 Series)	1	\$2.00
BL8062	Bolt Kit Required for B1700, B2100, B7410, B7510, B7610, B2400, B2410, B2710, B2910 B7300, B7400, B7500, B7800, B2630, B3030 B2320, B2620, B2920, B3200, B3300SU, B3000, B2650HSDC, B3350HSDC	1	\$6.00
ARM REST KIT			
70000-73930	Arm Rest	(Order from the Parts Department)	
B7358	Arm Rest Kit (B3300)	\$78.00	
EXTRA LENGTH SEAT BELT			
70000-00041	All B Series (Except B2630, B3030, and B3000)	(Order from the Parts Department)	
70002-06605	B2630, B3030/B3000HSD/C	(Order from the Parts Department)	
STEERING STOP KIT			
B7386	Steering Stop Kit for use when the B2791A Quick Hitch and ABR8767 R4 on tires are installed. This kit is to prevent interference between tire and Quick Hitch. on B3300SUHSDP only	1	\$21.00

Dealer Installed Options

ORDER CODE	DESCRIPTION	APPROX. SHIP WT.	SUGGESTED LIST PRICE
HIGH CAPACITY ALTERNATOR KIT			
B7311	B1700, B2100, B2400, B2410, B7500, B7510, B7610, B2320, B2620, and B2920	10	\$192.00
B7324	40 Amp High Capacity Alternator Kit (B2710, B2910, B7800,B2630HSD, B3030HSD (Std. on B3030/B3000HSDC, B3200, B3300SU)	10	\$199.00
Storage Covers (Order from Parts Dept.)			
70000-73732	Storage Cover Fits all B-Series Tractors Made of Dura-Lite fabric.	(Order from the Parts Department)	
REPLACEMENT ROPS			
SFB-232N	Replacement Rigid ROPS for B2320DTN(-1) and B2320HSDN	115	\$380.00
SFB-F32	Replacement ROPS for B3200 and B3300SU	115	\$580.00
SFB-F292	Replacement Foldable Rops for B2320DT/HSD, B2620HSD, B2920HSD		\$580.00
REPLACEMENT CAB			
B7040	Replacement cab for B3030HSDC/HSDCC <i>Field installation required. attachment system, lights, electrical harness, glass, roof, front frames, rear frames, and seat belt are included. Some components from old cab need to be installed in new cab.</i>	1000	\$6,350.00
B7056	Replacement cab for B3000HSDC/HSDCC <i>Field installation required. attachment system, lights, electrical harness, glass, roof, front frames, rear frames, and seat belt are included. Some components from old cab need to be installed in new cab.</i>		\$6,950.00
B7076	Replacement cab for B2650HSDC <i>Field installation required. attachment system, lights, electrical harness, glass, roof, front frames, rear frames, and seat belt are included. Some components from old cab need to be installed in new cab.</i>		TBA
B7075	Replacement cab for B3350HSDC <i>Field installation required. attachment system, lights, electrical harness, glass, roof, front frames, rear frames, and seat belt are included. Some components from old cab need to be installed in new cab.</i>		TBA

Loader Matching Chart

NOTE: THIS CHART IS FOR QUICK REFERENCE ONLY. YOU MUST REFER TO THE APPROPRIATE SECTION FOR ADDITIONAL DETAILS OF KITS THAT MAY BE REQUIRED.

Tractor Models	Front Loader	Hydraulic Valve	Grille Guard	Bucket Struck / Heaped Capacity	Other Attachments
Current Models					
B2320DTWO B2320DT B2320HSD	LA304FL	Std on tractors except B2320DTWO (B1980)	Std on Loader (B1642)	Std on Loader (B1623: 48" bucket) 4.2 cu. ft. / 4.9 cu. ft.	N/A
B2620HSD B2920HSD	LA364FL	Std on tractors (B1980)	Std on Loader (B1642)	Std on Loader (B1624: 50" width) 5.5 cu. ft. / 6.5 cu. ft.	N/A
B2320DTN(-1) B2320HSDN	N/A	N/A	N/A	N/A	N/A
B3200HSDWO B3200HSD B3300SUHSDP	LA504	Std on tractors except B3200HSDWO (B1651)	Std on Loader (B1642)	B1625: 54" bucket (Pin-on / Kubota Q.C.) B1626: 60" bucket (Pin-on / Kubota Q.C.)	B1658: Kubota Quick Coupler B1659: Kubota Q.C. Pallet Fork Frame K9048: 36" Pallet Forks
B2630HSD B3030HSD B3030HSDCC B3000HSDC B3000HSDCC	LA403	B2315: ROPS Model B2325(A) Cab Model	Std on Loader (B2335)	B2345: 54" bucket (Pin-on / Kubota Q.C.) 6.7 cu. ft. / 8.8 cu. ft. B2355: 60" bucket (Pin-on / Kubota Q.C.) 8.1 cu. ft. / 10.2 cu. ft.	B2365: Kubota Quick Coupler B2375: Kubota Q.C. Pallet Fork Frame K9048: 36" Pallet Forks
B2650HSDC B3350HSDC	LA534	Standard on Tractor	B2336	B2324: 54" Quick Attach Bucket B2356: 60" Light Material Quick Attach Bucket" B1625: 54" Bucket (Pin-on / Kubota Q.C.) B1626: 60" Bucket (Pin-on / Kubota Q.C.)	B2366: Mechanical 2 Lever Q.C. B2376: Q.A. Pallet Fork Frame K9048 36" Pallet Forks ①B2759 72" Q.A. Straight Blade w Hyd/ Angulation ①B2749 60" Q.A. Straight Blade w Hyd/ Angulation B7302 3 rd Function Valve

IMPORTANT: Three point hitch ballast is required for stability with loader installed. See operator's manual for ballast recommendations.

① Requires 3rd Function Valve.

See Prior Model Section at the end of this section for Prior Model Matching Chart

Front Loaders

ORDER CODE	DESCRIPTION	APPROX. SHIP WT.	SUGGESTED LIST PRICE
CURRENT B-SERIES LOADERS (All compatible with mid-mount mowers)			
LA304FL	FRONT LOADER Includes Mounting Kit, Grill Guard and 48" bucket.	732	\$2,825.00
LA364FL	FRONT LOADER Includes Mounting Kit, Grill Guard and 50" bucket.	710	\$3,238.00
LA504	FRONT LOADER Includes Mounting Kit and Grille Guard. Requires Valve and Bucket.	845	\$3,094.00
LA403	FRONT LOADER Includes Mounting Kit and Grille Guard. Requires Valve and Bucket.	845	\$2,780.00
LA534	FRONT LOADER Includes Mounting Kit and Bucket Level Indicator. Loader Valve Standard on Tractor Requires Bucket.		\$3,208.00
PRIOR B-SERIES LOADERS (All compatible with mid-mount mowers)			
LA272FL-1	* FRONT LOADER Includes Mounting Kit, 4-Position Valve and 48" Bucket.	690	\$2,996.00
LA302FL-1	* FRONT LOADER Includes Mounting Kit, Grille Guard, 4-Position Valve and 48" Bucket	732	\$3,268.00
LA352FL-1	①* FRONT LOADER Includes Mounting Kit, Grille Guard, 4-Position Valve, and 50" Bucket	1000	\$3,566.00
LA402-1	* FRONT LOADER Includes Mounting Kit, Grille Guard and 4-Position Valve. Requires Bucket	845	\$3,460.00
BALLAST BOX B8160	BALLAST BOX for BX and B Series tractors Note: If Ballast Box is not ordered with loader, proper ballast must be supplied. See operator's manual for ballast recommendations.	101	\$245.00

① For compatibility with quick hitch front mount implements, use B2079 four position valve

IMPORTANT: Three point hitch ballast is required with Loader installed for stability. See operator's manual for ballast recommendations.

Front Loaders

ORDER CODE	DESCRIPTION	APPROX. SHIP WT.	SUGGESTED LIST PRICE
LOADER ATTACHMENTS			
LA304FL / LA364FL LOADER VALVES			
B1980	Loader Control Valve for B2320DTWO only. (Standard on the other B2320/2620/2920 models)	57	\$669.00
LA504 LOADER VALVES			
B1651	Loader Hydraulic Valve Kit For B3200HSDWO only. Standard on B3200HSD and B3300SUHSDP.	57	\$620.00
LA504 LOADER OPTIONAL EQUIPMENT			
B1658	Kubota Quick Coupler For B1625, B1626, B1659	19	\$285.00
B1625	54" Bucket (Pin-on / Kubota Q.C.)	125	\$462.00
B1626	60" Light Material Bucket (Pin-on / Kubota Q.C.)	150	\$571.00
B1659	Kubota Q.C. Pallet Fork Frame	165	\$649.00
K9048	36" Pallet Forks	176	\$407.00
LA403 LOADER VALVES			
B2315	Four Position, for use on ROPS model	38	\$687.00
B2325A	Four Position, for use on Cab model	38	\$917.00
LA403 LOADER OPTIONAL ATTACHMENTS			
B2365	Kubota Quick Coupler	47	\$279.00
B2345	54" Bucket (Pin-on / Kubota Q.C.)	125	\$452.00
B2355	60" Bucket (Pin-on / Kubota Q.C.)	125	\$559.00
B2375	Kubota Q.C. Pallet Fork Frame	165	\$636.00
K9048	36" Pallet Forks	176	\$407.00
LA534 LOADER OPTIONAL ATTACHMENTS			
B2366	Mechanical 2-Lever Type Quick Coupler	TBA	\$432.00
B2324	Quick Attach Bucket 54"	TBA	\$452.00
B2356	Quick Attach Light Material Bucket 60"	TBA	\$559.00
B1625	Pin-On / Q.A. 54" Bucket	125	\$462.00
B1626	Pin-On / Q.A. Light Material Bucket 60"	150	\$571.00
B2376	Quick Attach Pallet Fork Frame	TBA	\$636.00
K9048	36" Pallet Forks	176	\$407.00
B2749	① 60" Q.A. Straight Blade with Hyd/ Angulation	TBA	\$2,108.00
B2759	① 72" Q.A. Straight Blade with Hyd/ Angulation	TBA	\$2,262.00
B7302	3rd Function Valve Kit		\$799.00

① Requires 3rd Function Valve

IMPORTANT: Three point hitch ballast is required with loader installed for stability. See operator's manual for ballast recommendations.

Front Loaders

ORDER CODE		DESCRIPTION	APPROX. SHIP WT.	SUGGESTED LIST PRICE
PRIOR MODEL LOADER ATTACHMENTS				
LA272 AND LA352 LOADER VALVES (Only for old loaders. Not for use with LA272FL-1 or LA352FL-1)				
B2006*	①	Three Position, Bucket Spool	32	\$597.00
B2007*	②	Optional Four Position, Bucket Spool Required for FZB2019 Front Blade / Loader combination.	30	\$641.00
LA302 LOADER VALVES (Only for old loaders. Not for use with LA302FL-1)				
B2008*	①	Three Position, Bucket Spool	30	\$597.00
B2009*	②	Optional Four Position, Bucket Spool Required for FZB2019 Front Blade / Loader combination.	30	\$641.00
LA402 LOADER VALVES				
B2069*	①	Three Position, Bucket Spool Only for old loaders. Not for use with LA402-1	20	\$597.00
B2079*	②	Optional Four Position, Bucket Spool Required for Front Blade or Snowblower / Loader combination.	20	\$641.00
LA401 AND LA402 LOADER OPTIONAL ATTACHMENTS				
BL1767*		Kubota Quick Coupler for LA401 and LA402	65	\$279.00
L2077A*	③	Kubota Q.C. Pallet Fork Frame	165	\$613.00
K9048		36" Pallet Forks	176	\$407.00

- ① Three position bucket spool provides immediate regenerative bucket dumping.
- ② Four position bucket spool, the regenerative circuit is detented, push control lever past detent for fast regenerative dumping.
- ③ L2077A is compatible with BL1767 Quick Coupler. The previous L2077 is not compatible with BL1767 Quick Coupler.
- * Subject to Availability

Front Loaders

ORDER CODE		DESCRIPTION	APPROX. SHIP WT.	SUGGESTED LIST PRICE
GRILLE GUARDS FOR NON-LOADER APPLICATIONS				
B1642		GRILLE GUARD for B2320, B2620, B2920, B3200, B3300SU	17	\$172.00
B2335	*	GRILLE GUARD for B2630, B3030, B3000	20	\$211.00
B1775	①	GRILLE GUARD for B1700, B2100, B2400, B7300, B2710, B7400, B7410, B7500, B7510, B7800, B7610, B2410, B2910	30	\$168.00
B1763	*	GRILLE GUARD B7300HSD, B7400HSD, B7500DT/HSD	20	\$114.00
B2336		GRILLE GUARD For B2650HSDC, B3350HSDC		\$211.00

① The B1775 Kit provides compatibility with Mid Mount Mowers, Front Blade, Snowblower and Front Weights.

REPLACEMENT FRONT LOADER BUCKETS				
B1623	*	48" Bucket (LA304)	125	\$379.00
B1624	*	50" Bucket (LA364)	125	\$421.00
B1625		54" Bucket (LA504) (LA534)	125	\$462.00
B1626		60" Light Material (LA504) (LA534)	150	\$571.00
B2345		54" Bucket (LA403)	125	\$452.00
B2355		60" Bucket (LA403)	125	\$559.00
B2324		54" Quick Attach Bucket (LA534)		\$452.00
B2325		60" Quick Attach Light Material (LA534)		\$899.00
B1614	*	48" Standard (LA271- LA301-LA272-LA302)	120	\$371.00
B1615	*	50" Standard (LA351-LA352)	137	\$412.00
B1616	*	54" Bucket (LA401-LA402)	125	\$452.00
B1617	*	60" Bucket (LA401-LA402)	150	\$559.00
B1607	*	48" Standard (LA300)	160	\$476.00
B1608A	*	50" Standard (LA350A)	176	\$411.00

* Subject to Availability

Backhoes

NOTE: THIS CHART IS FOR QUICK REFERENCE ONLY. YOU MUST REFER TO THE APPROPRIATE SECTION FOR ADDITIONAL DETAILS OF KITS THAT MAY BE REQUIRED.

BH76/BH77 BACKHOE COMPATIBILITY CHART

Tractor Model	Acceptable ROPS Models for Backhoe Application	Backhoe Model BH65 (6.5 FT)	Backhoe Model BH76 (7.5 FT)	Backhoe Model BH77 (7.7 FT)	Backhoe Model BH75(A) (7.5 FT)	Backhoe Model B4672A ^① (6.0 FT)	10" BT1950A	12" BT1951A	16" BT1952A	24" BT1953A
B2320 B2620 B2920	SFB-F292 (Std)	X ^②					X	X	X	
B2630 B3030	SFB-F30		X	X ^⑤	X		X	X	X	X
B3200 B3300SU	SFB-F32 (Std)		X ^②	X	③	X ^④	X	X	X	X
B3000	N/A			X ^⑥			X	X	X	X
B2650HSDC B3350HSDC	N/A			X			X	X	X	X

If your Tractor ***is not*** equipped with one of these corresponding ROPS, one must be ordered separately.

- ① Not compatible with Top-N-Tilt Kits.
- ② Not compatible with Grass Catcher GCK60-76BA.
- ③ If mounting a BH75A using BH4984 Subframe, longer mounting pin must be ordered from parts, #7K501-16570 (5 ¾" long).
- ④ Requires B4673 Backhoe Support Frame.
- ⑤ ROPS Models only.
- ⑥ BH77 Backhoes with serial number A0576 and prior are not compatible with the B3000 cab tractors.

Old Subframes			
Tractor	Backhoe	Seat	Subframe
B7800	BH76	Need to Order BH7681 Seat Kit	BH4974
---			---
B2630/3030			BH4975A
L2800/3400			BH4976
L3240/3540			BH4996

New Subframes		
Tractor	Backhoe	Subframe / Seat
---	BH76	---
B3200/3300SU		BH4984 (Includes reversible seat bracket)
B2630/3030		BH4975B (Includes regular fixed seat)
L2800/3400		BH4976A (Includes regular fixed seat)
L3240/3540		BH4996A (Includes regular fixed seat)

Old Subframes			
Tractor	Backhoe	Seat	Subframe
B7800	BH77	Need to Order BH7681 Seat Kit	BH4974
B2630/3030 (ROPS)			BH4975A
L2800/3400L3700SU			BH4976
L3240/3540 (ROPS)			BH4996

New Subframes		
Tractor	Backhoe	Subframe / Seat
B3200/3300SU	BH77	BH4984 (Includes reversible seat bracket)
B2630/3030 ROPS		BH4975B (Includes regular fixed seat)
B3000 Cab ^①		BH4972 (Includes regular fixed seat)
L2800/3400/3700SU		BH4976A (Includes regular fixed seat)
L3200/L3800		BH4988 (Includes regular fixed seat)
L3240/3540 (ROPS)		BH4996A (Includes regular fixed seat)
L3240-3/L3540-3 (ROPS)		BH4986 (Includes regular fixed seat)
B2650HSDC/B3350HSDC		BH4973

- ① BH77 Backhoes with serial number A0576 and prior are not compatible with the B3000 cab tractor.

See Prior Model Section at the end of this section for Prior Model Matching Chart

Backhoes

ORDER CODE		DESCRIPTION	APPROX. SHIP WT.	SUGGESTED LIST PRICE
BH65	①②	BACKHOE 4-pt mounted with Quick Attach, easy-on, easy-off, no tools design. Performance designed, requires integral sub-frame kit BH4965, works with tractor hydraulics	1400	\$5,715.00
BH76*	②	BACKHOE 4-pt mounted with Quick Attach, easy-on, easy-off, no tools design. Requires integral sub frame kit. Backhoe seat is part of sub frame. See BH76 Backhoe Compatibility Chart for seat type. Not compatible with B3030 Cab model.	1400	\$6,844.00
BH77	③	BACKHOE 4-pt mounted with Quick Attach, easy-on, easy-off, no tools design. Requires integral sub frame kit.	2048	\$6,844.00
BX9468		Rubber Flip Pad Kit for BH65. Must order 2.	18	\$124.00
L9467		Rubber Flip Pad Kit for BH75(A), BH76 and BH77 Must order 2.	16	\$79.00

① BH4975 Sub frame Kit does not interfere with 3-pt operation. 3-pt Linkage must be moved for Backhoe operation. Is compatible with mid-mount mowers RCK54-29B and RCK60-29B.

② Not compatible with Grass Catcher GCK60-76BA or GCK60-30B.

③ BH77 Backhoes with serial number A0576 and prior are not compatible with the B3000 Cab tractors.

* Subject to availability.

Backhoes

ORDER CODE	DESCRIPTION	APPROX. SHIP WT.	SUGGESTED LIST PRICE
BH65 / BH75(A) SUBFRAME KITS			
	TRACTORS		
BH4965	B2320 / B2620 / B2920 with BH65	202	\$984.00
BH4975A	B2630 / B3030 (Foldable ROPS only) with BH75(A)	202	\$495.00
BH4974*	B7800 with BH75(A)	202	\$486.00
BH76 SUBFRAME KITS (One Required)			
	TRACTORS		
BH4984	B3200/B3300SU (Reversible seat mechanism included in sub frame kit.)	202	\$1,010.00
BH4974	④ B7800	202	\$486.00
BH4975B*	B2630 / B3030 (Fixed Seat included in sub frame kit)	202	\$754.00
BH77 SUBFRAME KITS (One Required)			
	TRACTORS		
BH4984	B3200/B3300SU (Reversible seat mechanism included in sub frame kit.)	202	\$1,010.00
BH4975B*	B2630 / B3030 ROPS (Fixed seat included in sub frame kit)	202	\$754.00
BH4972*	B3000 (Cab) (Includes regular fixed seat)	202	\$958.00
BH4973	B2650HSDC / B3350HSDC		\$939.00
BH76 SEATS			
BH7681*	Seat Kit for BH76 Backhoe mounted with BH4974, BH4975A.	50	\$260.00
B4672A SUPPORT FRAME KIT (One Required)			
	TRACTORS		
B4671A*	①② B1700 / B2100 / B2400 / B7300	20	\$190.00
B4681*	② B7400 / B7500 / B2410 / B7410 / B7510 / B7610	20	\$194.00
B4673	B3200/B3300SU	20	\$73.00
BH65, BH75(A), BH76, BH77, B4672A, AND BL4690B BACKHOE BUCKETS AND THUMBS			
BT1950A	10" Bucket — 3 Teeth	69	\$415.00
BT1951A	12" Bucket — 3 Teeth	69	\$491.00
BT1952A	16" Bucket — 4 Teeth	84	\$648.00
BT1953A	③ 24" Bucket — 5 Teeth	118	\$847.00
BH1976	6 Position mechanical thumb for BH65/BH76/BH77	51	\$475.00

① B4671A is compatible with RCK54-24B, RCK54-75B, or RCK60-24B Mid-Mount Mower Decks.

② B4681 can be used for prior model B1700, B2100, B2400 and B7300, but hydrostatic model requires additional parts. You must order from Parts (1) 6C050-99650 HST Pedal Stay and (1) 70000-74002 M12 - 1.25 x 55 special bolt. The B4681 will supersede the B4671A when current inventory is depleted.

③ Not available for BH65.

④ Need to order BH7681 Seat Kit

* Subject to availability.

Mower Matching Chart

NOTE: THIS CHART IS FOR QUICK REFERENCE ONLY. YOU MUST REFER TO THE APPROPRIATE SECTION
FOR ADDITIONAL DETAILS OF KITS THAT MAY BE REQUIRED.

<u>Tractor Model Number</u>	<u>Mowers</u>	<u>Comments</u>								
Please Match comments with appropriate number designation										
CURRENT MODELS										
B2320 B2620 B2920	RCK54-29B RCK60-29B	Drive over deck design GCK60-76BA Grass Catcher not compatible with BH65 subframe.								
B3200HSDWO B3200HSD④ ①	RCK60-27BA or RC72-27BA	Mower is compatible with BH4984 Backhoe subframe kit. However, Backhoe MUST be removed in order to install 3 pt hitch to raise/lower mower deck								
B3300SUD	N/A									
B2630HSD B3030HSD/C B3000HSDC/CC	RCK60-30BA①③ RC72-30B ①②③	Quick mount mechanism allows mower deck to be mounted and dismounted easily without tools Mowers are compatible with the following tire combinations								
B2650HSDC B3350HSDC	60" TBA RC72-30B ①②③	<table><tr><th>Front Tire</th><th>Rear Tire</th></tr><tr><td>BR8707(A), 7 - 12 Ag</td><td>ABR9382, 12.4 - 16 Ag</td></tr><tr><td>ABR8742, 24 x 8.50 - 14 Turf</td><td>ABR8743, 13.6 - 16 Turf</td></tr><tr><td>ABR8726, 23 x 8.50 - 14 Ind</td><td>BR8749, 12.4 - 16 Ind</td></tr></table>	Front Tire	Rear Tire	BR8707(A), 7 - 12 Ag	ABR9382, 12.4 - 16 Ag	ABR8742, 24 x 8.50 - 14 Turf	ABR8743, 13.6 - 16 Turf	ABR8726, 23 x 8.50 - 14 Ind	BR8749, 12.4 - 16 Ind
		Front Tire	Rear Tire							
		BR8707(A), 7 - 12 Ag	ABR9382, 12.4 - 16 Ag							
		ABR8742, 24 x 8.50 - 14 Turf	ABR8743, 13.6 - 16 Turf							
		ABR8726, 23 x 8.50 - 14 Ind	BR8749, 12.4 - 16 Ind							
*Stopper Plate Extensions must be attached to the Rear Stopper Plates when using the ABR8742 and ABR8743 Turf Tires. This will prevent interference between the mower and tires.										
The RCK60-30B mower is compatible with the 70000-02505 Mulching Kit, 70000-02507 Left Baffle Kit, and 70000-25041 Mulching Blades.										

① Not compatible with B2714/B2791A Quick Hitch. Mower must be disconnected when Quick Hitch is installed

② RC72-30B is not compatible with GCK60-30BA Grass Catcher

③ RC72-30B / RCK60-30B is not compatible with B8785 Wheel Spacer Kit

④ RC72-27BA will not fit the B3200HSD unless the following parts are ordered separately: K5791-44512 Front Stay
K5791-61151 Rod, Lift S x2

See Prior Model Section at the end of this section for Prior Model Matching Chart

Mounted Mowers

ORDER CODE		DESCRIPTION	APPROX. SHIP WT.	SUGGESTED LIST PRICE
B SERIES MID-MOUNT MOWERS				
RCK54-29B		54" CUTTING WIDTH 3 - Blade Finishing Mower, RH Discharge, Shaft Drive, Drive Over Deck Design, Quick Mount	433	\$2,103.00
RCK60-29B		60" CUTTING WIDTH 3 - Blade Finishing Mower, RH Discharge, Shaft Drive, Drive Over Deck Design, Quick Mount	316	\$2,575.00
RCK60-27BA	③	60" CUTTING WIDTH 3 - Blade Finishing Mower, RH Discharge, Shaft Drive, Quick Mount Mechanism	446	\$2,854.00
RC72-27BA	① ③	72" CUTTING WIDTH 3 - Blade Finishing Mower, RH Discharge, Shaft Drive, Quick Mount Mechanism	260	\$3,593.00
RCK60-30B	③	60" CUTTING WIDTH 3 - Blade Finishing Mower, RH Discharge, Parallel Linkage, Shaft Drive, Quick Mount Mechanism	445	\$2,854.00
RC72-30B	② ③ ④	72" CUTTING WIDTH 3 - Blade Finishing Mower, RH Discharge, Parallel Linkage, Shaft Drive, Quick Mount Mechanism	528	\$3,593.00
RCK60-30BA	③	60" CUTTING WIDTH 3 - Blade Finishing Mower, RH Discharge, Parallel Linkage, Shaft Drive, Quick Mount Mechanism	TBA	TBA

① RC72-27BA is not compatible with the GCK60-30B.

② RC72-30B is not compatible with GCK60-30BA.

③ B2791A Quick Hitch mounting brackets are compatible with these mowers but Mower must be disconnected when Quick Hitch is installed.

④ B2714 Quick Hitch mounting brackets are compatible with these mowers but Mower must be disconnected when Quick Hitch is installed.

Mounted Mowers

ORDER CODE	DESCRIPTION	APPROX. SHIP WT.	SUGGESTED LIST PRICE
PRIOR MODEL MOWERS			
RCK54-75B	*② 54" CUTTING WIDTH, ECONOMY DECK 3 - Blade Finishing Mower, RH Discharge, Suspended Type, Shaft Drive, Quick Mount Mechanism	383	\$2,062.00
RCK54-24B	*① 54" CUTTING WIDTH 3 - Blade Finishing Mower, RH Discharge, Shaft Drive, Quick Mount Mechanism IMPORTANT: READ FOOTNOTE ①	433	\$2,472.00
RCK60-24B	*① 60" CUTTING WIDTH 3 - Blade Finishing Mower, RH Discharge, Shaft Drive, Quick Mount Mechanism IMPORTANT: READ FOOTNOTE ①	441	\$2,608.00
RC54-24B	*Ⓐ 54" CUTTING WIDTH 3 - Blade Finishing Mower/RH Discharge/ Shaft Drive/Quick Mount Mechanism	256	\$2,309.00
RC60-24B	*Ⓐ 60" CUTTING WIDTH 3 - Blade Finishing Mower/RH Discharge/ Shaft Drive/Quick Mount Mechanism		\$2,317.00
RCK60-27B	* 60" CUTTING WIDTH 3 - Blade Finishing Mower, RH Discharge, Shaft Drive, Quick Mount Mechanism		\$2,638.00
RC72-27B	* 72" CUTTING WIDTH 3 - Blade Finishing Mower, RH Discharge, Shaft Drive, Quick Mount Mechanism	539	\$3,322.00
RC48-62A	* 48" CUTTING WIDTH Requires Front PTO (FP72-A or B2559). RH discharge / 3-Blade finishing Mower / 3 Anti-Scalp Rollers. (Not compatible with 9.5 - 16 R1 Optional Rear Tires.)	342	\$1,670.00
RC60-82H	* 60" CUTTING WIDTH RH discharge / 3-Blade Finishing Mower / Shaft Drive / 3 Anti-Scalp Rollers. (Not compatible with 9.5-16 R1 Optional Rear Tires.)	389	\$1,936.00
RC60-B	* 60" CUTTING WIDTH RH discharge / 3-Blade Finishing Mower / 3 Anti-Scalp Rollers / Shaft Drive. One Lever Quick Mount mechanism.	431	\$2,366.00

* Subject to availability.

① RCK54-24B and RCK60-24B after Serial Numbers 30001 are applicable on B7400, B7500 and B2410 tractors. For B2410 Tractor with ABR8707 and ABR8769 Tires, the Mid-Mount Mower Deck cannot be locked in the transport position with the extension steppers installed.

② B4672A Backhoe H.D. Top Link Bracket not compatible with RCK54-76B Mid-Mount Mower.

Ⓐ Limited availability, use for replacement if customer has GC54-B, GC54-24B, GC60-B or GC60-24B Grass Catcher. If no Grass Catcher, please upgrade replacements to RCK54-24B or RCK60-24B Mower.

Mounted Mowers

ORDER CODE	DESCRIPTION	APPROX. SHIP WT.	SUGGESTED LIST PRICE
CONVERSION KITS FOR MID-MOUNT MOWERS			
B3093*	Conversion Kit	22	\$393.00
B3094*	Conversion Kit	37	\$421.00

OVERRUNNING CLUTCH KIT (order part number below) (Non-current B1550 - B1750 Gear Models)

66414-99110 for RC54-B

66416-99110 for RC60-B

S/N 20001~29999

S/N 10001~19999 with "U" mark behind the S/N requires Shaft 2 (66416-99171)

S/N 10001~19999 without "U" mark behind the S/N requires Shaft 3 (66416-99181)

* Subject to availability.

Grass Catchers

NOTE: THIS CHART IS FOR QUICK REFERENCE ONLY. YOU MUST REFER TO THE APPROPRIATE SECTION FOR ADDITIONAL DETAILS OF KITS THAT MAY BE REQUIRED.

**Grass Catcher Matching Chart
By Tractor Model
By Mower Model**

Current Tractor Models	Grass Catcher	Mower	Boot Kit
B2320 (except narrow) B2620 B2920	GCK60-76BA ①	RCK54-29B	B3045A
		RCK60-29B	B3047
B3200	GCK60-30BA ②	RCK60-27BA	B3046
B3300SU	N/A	N/A	N/A
B2630, s/n 52369 and below B3030, s/n 56209 and below	GCK60-24B ③ *	RCK60-30B	Not required
B2630, s/n 52370 and above B3030, s/n 56210 and above B3000	GCK60-30BA ②	RCK60-30B	B3046
B2650HSDC B3350HSDC	GCK60-30BA②	TBA	TBA

- ① The grass catcher mounting subframe is not compatible with the BH65 Backhoe.
 ② The grass catcher mounting subframe is not compatible with the BH77, BH76 or BH75A Backhoe.
 ③ Requires conversion kit B3098 for B2630 and B3030 Tractors.
 * Subject to availability.

See Prior Model Section at the end of this section for Prior Model Matching Chart

Grass Catchers

ORDER CODE		DESCRIPTION	APPROX. SHIP WT.	SUGGESTED LIST PRICE
B SERIES GRASS CATCHERS				
GCK60-76BA	①	GRASS CATCHER Three (3) Bags; 9.75 bushel capacity B2320, B2620, B2920 RCK54-29B requires Boot Kit B3045A RCK60-29B requires Boot Kit B3047	270	\$2,194.00
B3045A		BOOT KIT - for RCK54-29B	25	\$182.00
B3047		BOOT KIT - for RCK60-29B	31	\$182.00
GCK60-30BA		GRASS CATCHER Three (3) Bags; 9.75 bushel capacity B30 Series, B7800, B3200, and B3000 B2630 serial #52370 or higher B3030 serial #56210 or higher B2650HSDC, B3350HSDC Compatible with RCK60-30B and RCK60-27B Requires B3046 Boot Kit	TBA	\$2,194.00
B3046		BOOT KIT Required for GCK60-30BA with RCK60-27BA Required for GCK60-30BA with RCK60-30B Required for GCK60-76B with RCK60-24B	31	\$182.00
B3098		CONVERSION KIT Converts GCK60-24B to fit RCK60-30B on B2630, B3030 tractor	20	\$145.00
B3097	*	CONVERSION KIT Converts GCK60-24B to fit RCK60-27B on B2710, B2910, B7800 tractor	20	\$98.00

* Subject to availability.

① Can be used on B7510/7610 with K6058-95200 Lower Link Kit.

Grass Catchers

ORDER CODE		DESCRIPTION	APPROX. SHIP WT.	SUGGESTED LIST PRICE
NON-CURRENT B SERIES GRASS CATCHERS				
GCK60-76B*	①	GRASS CATCHER Three (3) Bags; 9.75 bushel capacity B7510 and B7610 RCK54-24B Mower requires Boot Kit B3045 RCK60-24B Mower requires Boot Kit B3046 (Not compatible with BH65 Backhoe)	270	\$1,823.00
GC60-CV*		CONVERSION KIT Required when mounting RC60-21B Mid-Mount Mower Deck onto B2150 Tractor.	34	\$136.00
B3096*		CONVERSION KIT Converts GC54-24B to GC54B Converts GC60-24B to GC60B	20	\$160.00

① Can be used on B2320/2620/2920 with K6058-55221 Lower Link.

* Subject to availability.

Front Mounted Implements

NOTE: THIS CHART IS FOR QUICK REFERENCE ONLY. YOU MUST REFER TO THE APPROPRIATE SECTION
FOR ADDITIONAL DETAILS OF KITS THAT MAY BE REQUIRED.

Current B-Series Tractors	B2320DTWO B2320DT B2320HSD B2620HSD B2920HSD	B2320DTN(-1) B2320HSDN	B3200HSDWO B3200HSD	B3300SUHSDP	B2630HSD	B3030HSD B3030HSDC(C)	B3000HSDC(C)
Hydraulic Loader Valve	Std on tractor except B2320DTWO (B1980)	N/A	Std on tractor except B3200HSDWO (B1651)	Std on tractor	B2315 B2325 ④	ROPS: B2315 Cab: B2325(A) ③④	B2325A ③④
Quick Hitch	B2733A	N/A	B2791A	B2791A⑤	B2791A	B2791A	B2791A
Mid PTO Driveline Kit	B2788	N/A	B2792	N/A	B2792	ROPS: B2792 CAB: B2793	B2793
PTO Half Shaft for BX Implement	BX2735	N/A	N/A	N/A	N/A	N/A	N/A
PTO Half Shaft for B Implement	B2736	N/A	Std on Driveline Kit	N/A	Std on Driveline Kit	Std on Driveline Kit	Std on Driveline Kit
47" Rotary Broom	BX2537A	N/A	N/A	N/A	N/A	N/A	N/A
Hyd. Angle Kit for 47" Broom	BX2761	N/A	N/A	N/A	N/A	N/A	N/A
60" Rotary Broom	B2779	N/A	B2779	N/A	B2779	B2779	B2779
Hyd. Angle Kit for 60" Broom	Std on Broom	N/A	Std on Broom	N/A	Std on Broom	Std on Broom	Std on Broom
60" Front Blade	BX2763A B2765A	N/A	BX2763A B2765A	BX2763A B2765A	B2765A	B2765A	B2765A
72" Front Blade	N/A	N/A	B2775	B2775	B2775	B2775	B2775
50" Front Mount Snowblower	BX2750D	N/A	N/A	N/A	N/A	N/A	N/A
Electric Chute Deflector Kit ①	GB2513	N/A	N/A	N/A	N/A	N/A	N/A
Electric Chute Rotator Kit ①	GB2514B-1	N/A	N/A	N/A	N/A	N/A	N/A
Hyd. Chute Rotator Kit	BX2754A	N/A	N/A	N/A	N/A	N/A	N/A
51" Front Mount Snowblower	B2781B	N/A	B2781B	N/A	B2781B	B2781B	B2781B
Electric Chute Deflector Kit	B2516A	N/A	B2516A	N/A	B2516A	B2516A	B2516A
Hydraulic Chute Rotator Kit	B2784B	N/A	B2784B	N/A	B2784B	B2784B	B2784B
63" Front Mount Snowblower	N/A	N/A	B2782B	N/A	B2782B	B2782B	B2782B
Electric Chute Deflector Kit	N/A	N/A	B2516A	N/A	B2516A	B2516A	B2516A
Hydraulic Chute Rotator Kit	N/A	N/A	B2784B	N/A	B2784B	B2784B	B2784B
51" 3 Pt. Rear Snowblower	B2789	N/A	B2789	B2789	B2789	B2789	B2789
64" 3 Pt. Rear Snowblower	N/A	N/A	BL2664	BL2664	BL2664	BL2664	BL2664

- ① For BX2750D.
- ③ Cab only.
- ④ Non-loader use, requires B2794 Valve Mounting Kit.
- ⑤ Requires B7386 Steering Stop Kit if equipped with ABR8767 R4 tires.

Front Mounted Implements

Current B-Series Tractors	B2650HSDC	B3350HSDC
Hydraulic Loader Valve	Std. on Tractor	Std. on Tractor
Quick Hitch	B2714	B2714
Mid PTO Driveline Kit	STD	STD
PTO Half Shaft for B Implement	STD	STD
47" Rotary Broom	N/A	N/A
Hyd. Angle Kit for 47" Broom	N/A	N/A
60" Rotary Broom	B2779	B2779
Hyd. Angle Kit for 60" Broom	Std. on Boom	Std. on Boom
60" Front Blade	B2765A	B2765A
72" Front Blade	B2775	B2775
50" Front Mount Snowblower ^①	N/A	N/A
Electric Chute Deflector Kit ^①	N/A	N/A
Electric Chute Rotator Kit ^①	N/A	N/A
Hyd. Chute Rotator Kit	N/A	N/A
51" Front Mount Snowblower	B2781B	B2781B
Electric Chute Deflector Kit	B2516A	B2516A
Hydraulic Chute Rotator Kit	B2784B	B2784B
63" Front Mount Snowblower	B2782B	B2782B
Electric Chute Deflector Kit	B2516A	B2516A
Hydraulic Chute Rotator Kit	B2784B	B2784B
51"3 Pt. Rear Snowblower	B2789	B2789
64" 3 Pt. Rear Snowblower	BL2664	BL2664

① For BX2750D.

See Prior Model Section at the end of this section for Prior Model Matching Chart

Front Mounted Implements

ORDER CODE	DESCRIPTION	APPROX. SHIP WT.	SUGGESTED LIST PRICE
QUICK HITCHES			
B2733A	Quick-Hitch sub frame for B7510, B7610, B7300, B7400, B7500, B2410, B2320, B2620, B2920, B7410. Required Hydraulic Control Valve Kit.	190	\$967.00
B2791A	Quick Hitch and Sub frame for B2630, B2710, B2910, B3030, B3030C, B7800, B3200, B3300SU, B3000 Sub frame brackets must be removed for Mid-mount Mower (Can be used on B2650/B3350HSDC Tractors w/ B2723 Kit installed)	224	\$1,076.00
B7386	Steering Stop Kit Required for B3300SU with ABR8767 R4 tires.	1	\$21.00
B2714	① ② Quick Hitch and Sub frame B2650HSDC, B3350HSDC		TBA
B2723	Retro Fit Kit to convert B2791A to work on B2650/B3350 HSDC tractors.		TBA
B2726	Quick Hitch Frame Support Kit Necessary for when the B2650/B3350HSDC tractor does not have a loader subframe		TBA
HYDRAULIC CONTROL VALVE KIT			
B1980	Loader Control Valve for B2320DTWO only. (Standard on the other B2320/2620/2920 models)	57	\$669.00
B1651	Loader Control Valve for B3200HSDWO only (Standard on the B3200HSD)	57	\$620.00
B2325A	Hydraulic valve kit (4-position Valve) Includes Valve, Joystick and fender mounting hardware. Requires B2794 if tractor is without Loader. For B2630, B3030, B3000	38	\$917.00
B2794	Valve Mounting Kit (ROPS & Cab) Required if tractor is without Loader. For B2630, B3030, B3000. *Must order B2325 Valve Kit.	17	\$78.00
B2056-1	Hydraulic valve kit (4-position Valve) Includes stand for use with tractors without LA272, LA302, or LA352 loaders. For B7400 B7500, B2410	30	\$699.00
B2099-1	Joystick Control Valve for non-loader applications on B7800, B2710, B2910	58	\$699.00
PTO DRIVELINE KITS			
B2788	Mid PTO Driveline Kit for B2320, B2620, B2920 Requires BX2735 or B2736 Front Half PTO.	19	\$425.00
B2792	Mid-PTO Driveline Kit for B2630, B2710, B2910 B3030, B7800, B3200	25	\$639.00
B2793	Mid-PTO Driveline Kit for B3030/B3000 Cab Model B2650HSDC, B3350HSDC	25	\$639.00
B2734	Mid-PTO Drive kit, includes mid drive shaft, Support shaft and bearings. Requires B2736 or BX2735 Front Half PTO. For B7300, B7400, B7500, B7410, B7510, B7610, B2410	19	\$425.00

① When installing a B2714 on tractor without loader subframe, B2726 is necessary.

② B2714 is not compatible when mid mount mower is installed. Mower deck must be removed when Quick Hitch is installed. Hitch brackets can stay on the tractor when Mower is installed.

Front Mounted Implements

ORDER CODE	DESCRIPTION	APPROX. SHIP WT.	SUGGESTED LIST PRICE
FRONT HALF PTOs			
BX2735	Front Half of Mid-PTO drive for all BX Series implements used on the B20 Series (excludes B2320DTN(-1) / HSDN)	7	\$178.00
B2736	Front half of Mid PTO Driveline Kit (B Implements only) for all B Series implements used on the B20 Series (excludes B2320DTN(-1) / HSDN)	7	\$200.00
ROTARY BROOM			
BX2537A	47" Rotary Sweeper Manual angle, parking Stands, 18" polypropylene wafer brush, manual angling. Requires: Mid-PTO Kit B2734, Front half PTO shaft BX2735, Quick-hitch and Loader valve for non-loader applications, Mid PTO Drive Kit and Front Half PTO. For B2320, B2620, B2920, B7300, B7400, B7500, B7410, B7510, B7610, B2410	300	\$1,938.00
B2779	60" Rotary Sweeper Power angle is standard. Requires Quick Hitch, Mid-PTO Driveline Kit, Front Half PTO, and Loader Valves for B7300, B7400, B7500, B7410, B7510, B7610, B2410, B2320, B2920, B2620, B2630, B2710, B2910, B3030, B7800, B3200, B3000. requires Mid-PTO Driveline Kit and Quick Hitch on B2650HSDC, B3350HSDC	300	\$4,075.00
ROTARY BROOM OPTIONS			
BX2737	Side dethatching/caster wheel kit Recommended for snow removal or lawn dethatching for BX2537A	30	\$264.00
BL2178	Side Caster Wheels (Kit) for B3262A and B2779 Sweepers	47	\$439.00
BX2761	Hydraulic Angle Kit, includes cylinder, couplers, and hardware	17	\$464.00
L2168	Rubber Deflector for B2779	31	\$153.00
FRONT BLADE			
BX2763A	60" Snow/Utility Blade Hydraulic Angle Requires: Quick-hitch and a loader Valve and BX2762 skid shoes. For B7400, B7500, B7410, B7510, B7610, B2410, B2320, B2620, B2920	284	\$1,298.00
B2765A	60" Blade with trip spring lockout, Hydraulic Lift. Includes replaceable skid shoes and hydraulic angling with single cylinder, hoses and quick couplers. Requires: Quick-hitch, and Loader Valve. For B7300, B7400, B7500, B7510, B7610, B2410, B2710, B2910, B2630, B3030, B7800, B2320, B2620, B2920, B3200, B3300SU, B3000. Requires Quick-hitch B2650HSDC, B3350HSDC	411	\$1,647.00
B2775	72" Snow/Utility Blade Hydraulic Angle Requires: Quick Hitch and a Loader Valve for B2630, B2710, B2910, B3030, B7800, B3200, B3300SU, B3000. Requires Quick-hitch B2650HSDC, B3350HSDC	535	\$1,656.00

Front Mounted Implements

ORDER CODE	DESCRIPTION	APPROX. SHIP WT.	SUGGESTED LIST PRICE
FRONT BLADE OPTIONS			
BX2762	Skid Shoes for BX2763A	28	\$136.00
B2766	60" Rubber Cutting Edge	50	\$206.00
B2776	72" Rubber Cutting Edge	60	\$243.00

Snowblowers

ORDER CODE		DESCRIPTION	APPROX. SHIP WT.	SUGGESTED LIST PRICE
FRONT SNOWBLOWER				
BX2750D	③	50" Two stage snowblower Mid-PTO driven, Hyd. Lift, Manual chute and deflector. Requires: Mid-PTO Kit, Front half PTO shaft (BX2735), Quick-hitch B2733A and Loader valve. for B2320, B2620, B2920, B7300, B7400, B7500, B7410, B7510, B7610, B2410	313	\$1,977.00
B2781B	④	51" SNOWBLOWER, TWO STAGE High capacity, 2 stage commercial type Front mount, with heavy-duty skid shoes. Includes chute reduction kit and manual chute rotation kit. Requires Hydraulic Control Valve Kit, Quick Hitch, Mid PTO Driveline Kit, and Front Half PTO Shaft. For B2410HSD/HSDb/HSE, B2710HSD, B2910HSD, B7410, B7510, B7610, B2320, B2620, B2920, B2630, B3030, B7800, B3200, B3000. Requires Quick Hitch, Mid PTO Driveline Kit for B2650HSDC, B3350HSDC	TBA	\$2,900.00
B2782B	① ④	63" SNOWBLOWER, TWO STAGE High capacity, 2 stage commercial type front mount, with heavy duty skid shoes. Includes chute and reduction packages, chute rotation kit and lever brackets. Manual chute rotation is standard. Requires: Mid-PTO Kit, Quick Hitch, Loader Valve, and front half PTO shaft (B2736) on: B7410DT, B7510, B7610, B2320, B2620, B2920, B3200, B2410HSD, B2410HSDb, B2410HSE, B2710HSD, B2910HSD, B7800HSD, B2630HSD, B3030, B3000 Requires Quick Hitch, Mid PTO Driveline Kit on: B2650HSDC, B3350HSDC	TBA	\$3,114.00
<p>① The B2782B is only recommended for tractors with a Category I 3-Point Hitch and a maximum rear PTO hp rating of 30 hp at 540 rpm.</p> <p>④ The B2756 Hydraulic Chute Rotation Kit is NOT compatible with the B2781, B2781A, B2782, B2782A, B2789, BL2664, L2674 snow blower models because of the 4-bolt mounting flange configuration. The B2784A version is needed on those models.</p>				
SNOWBLOWER OPTIONS				
GB2513		Electric Chute Deflector Kit for BX2750D.	3	\$512.00
GB2514B-1		Electric Chute Rotator Kit for BX2750D.	5	\$380.00
B2516A		Electric Chute Deflector For B2781, B2781A, B2781B, B2782, B2782A, B2782B includes actuator, switch and wiring.	TBA	\$597.00
B2756	①② ③	Hydraulic Chute Rotation for B2781B, B2782B, Snowblower. Requires: If tractor is not equipped w Loader valve - requires Loader Valve or B2056-1 or B2099-1 for non-loader applications	TBA	TBA
BL2666A	②	Hydraulic Chute Deflector For B2781, B2781A, B2781B, B2782, B2782A, B2782B	TBA	\$902.00
B2786		Side Extension Kit for B2781B, B2782B, B2781A, B2782A 5" additional cutting width	27	\$113.00
<p>① Required on B3030HSDC and B3000HSDC(C).</p> <p>② Must have Hydraulic Chute Rotation Kit installed</p> <p>③ The B2756 Hydraulic Chute Rotation Kit is NOT compatible with the B2781, B2781A, B2782, B2782A, B2789, BL2664, L2674 snow blower models because of the 4-bolt mounting flange configuration, Note: The B2784A is compatible with the B2781B and B2782B snow blowers</p>				

Snowblowers

ORDER CODE	DESCRIPTION	APPROX. SHIP WT.	SUGGESTED LIST PRICE
3-POINT REAR MOUNTED SNOWBLOWERS			
B2789	51" 3-point hitch mounted, two stage, includes chute and gear box kit, requires BL2665 Manual Chute Rotation Kit or B2784A Hyd. Chute Rotation Kit.	390	\$2,497.00
BL2664	① 64" 3-Point Hitch Rear Mounted, two stage, High Capacity includes chute and gear box kit, requires BL2665 Manual Chute Rotation Kit or B2784A Hyd. Chute Rotation Kit.	681	\$2,677.00
3-POINT REAR MOUNTED SNOWBLOWER OPTIONS			
BL2583	Cat. I Three Point Hitch Adapter and Chute Kit For B2782 Snowblower Head	97	\$659.00
BL2665	Manual Chute Rotation Kit	11	\$161.00
B2784A	①② Hydraulic Chute Rotation Kit for B2789 and BL2664	10	\$787.00
BL2666A	Hydraulic Chute Deflector Kit (with electric selector valve) for B2789 and BL2664	TBA	\$902.00
M2686	Hydraulic Chute Deflector Kit (Requires second rear remote hydraulic outlet if B2784(A) Chute Rotation Kit is ordered	21	\$342.00
B2516A	Electric Chute Deflector for B2789 and BL2664	TBA	\$597.00
L2177	Side Extension Kit (5" width extension) for BL2664, B2789	27	\$108.00
①	Required on B3030HSDC and B3000HSDC(C).		
②	B2784A Hydraulic Chute Rotation Kit includes female hydraulic couplers for use on front mounted snowblower. For 3 pt. snowblowers, additional couplers are required to connect to the rear remote outlets		

Tillers

TRACTOR / ROTARY TILLER MATCHING CHART

<i>CURRENT</i> Model Tractors	
B7410 B7510DTN B7500 B7510	FL850 (34") FL1021C or FL1021RC (40")
B2630 B3030 B2410 B2710 B2910 B7610 B7800 B2320HSDN ① B2320DTN(-1) ① B2320DT B2320DTWO B2320HSD B3200HSDWO B3200HSD B3300SU B3000 B2620 B2920	FL1021C or FL1021RC (40") FL1271C or FL1271RC (50")

① The FL1271C/FL1271RC 50" Tiller is not compatible with the B2320DTN(1) or B2320HSDN.

Tillers

**NOTE: 3 POINT HITCH MOUNTED IMPLEMENTS REQUIRE FRONT COUNTER WEIGHT
IN THE FORM OF FRONT MOUNTED IMPLEMENTS OR FRONT BUMPER WEIGHTS.**

ORDER CODE	DESCRIPTION	APPROX. SHIP WT.	SUGGESTED LIST PRICE
*** ROTARY TILLERS ***			
FL850	34" CUTTING WIDTH Center or Offset Mounted/Friction Slip Clutch/Skid Shoe Depth Control/14.7" diameter Rotor w/Blades.	297	\$2,139.00
FL1021C	40" CUTTING WIDTH Offset or Center Mounted/Skid Shoe Depth Control 17.3" dia. Rotor.	466	\$2,719.00
FL1021RC	40" CUTTING WIDTH Reverse Cutting Rotation/Offset or Center Mounting Skid Shoe Depth Control/17.3" diameter Rotor.	500	\$2,861.00
FL1271C	50" CUTTING WIDTH Offset or Center Mounted/Skid Shoe Depth Control 17.3" diameter Rotor.	493	\$3,005.00
FL1271RC	50" CUTTING WIDTH Reverse Cutting Rotation/Offset or Center Mounting Skid Shoe Depth Control/17.3" diameter Rotor.	493	\$3,025.00

Replacement Engines

NEW Engine Replacement Order Guide
"B" Series Tractors
(All Engines are Fully Assembled and Run Tested)

ORDER CODE	DESCRIPTION	APPROX. SHIP WT.	SUGGESTED LIST PRICE
TIER I			
D905-D10*	Replacement engine for B1700	275	\$2,749.00
D1005-D10*	Replacement engine for B2100	275	\$3,533.00
D1105-D10	Replacement engine for B2400	275	\$3,736.00
D1105-ED16	Replacement engine for B2410HSD/HSDB/HSE	400	\$2,934.00
V1305ED12	Replacement engine for B2710HSD	320	\$3,938.00
D722-D10	Replacement engine for B7300	255	\$2,685.00
D722-E-D16	Replacement engine for B7400HSD	300	\$3,029.00
D782ED20*	Replacement engine for B7410	250	\$2,839.00
D1005-ED16	Replacement engine for B7500DT/HSD	300	\$2,907.00
TIER II			
D905E2B17	Replacement engine for B1700	275	\$3,332.00
V1305E2D12	Replacement engine for B2710HSD	320	\$4,038.00
V1505E2D16	Replacement engine for B2910HSD/B7800HSD	400	\$4,342.00
D1105E2D21	Replacement engine for B2630	400	\$3,736.00
V1505E2D21	Replacement engine for B3030	400	\$4,342.00
V1505E2D2Q ①	Replacement engine for B3030HSDC/HSDCC	400	\$4,342.00
D1105E2B24	Replacement engine for B2410	400	\$3,736.00
D722E2B73	Replacement engine for B7300	255	\$3,029.00
D782E2B74	Replacement engine for B7410DT	250	\$3,332.00
D1005E2B75	Replacement engine for B7500/B7510	300	\$3,533.00

* Subject to availability.

① For the replacement of the engine in the B3030HSDCC, the Alternator Stay Kit, Part No. 6C231-31110, must be ordered from the Parts Department.

Replacement Engines

ORDER CODE	DESCRIPTION	APPROX. SHIP WT.	SUGGESTED LIST PRICE
INTERIM TIER IV			
D1305E3D22	Replacement engine for B2920HSD	275	\$4,160.00
V1505E3D16	Replacement engine for B2910HSD, B7800HSD	400	\$4,472.00
V1505E3D21	Replacement engine for B3030HSD	400	\$4,472.00
V1505E3D2Q	Replacement engine for B3030HSDC	400	\$4,472.00
V150E3D24H	Replacement engine for B3300SU		\$4,472.00
TIER IV			
D722E3B73	Replacement engine for B7300	255	\$3,150.00
D782E3B74	Replacement engine for B7410DT	250	\$3,431.00
D1005E3B75	Replacement engine for B7500DT/R/F/N, B7510DTN	300	\$3,639.00
D1005E3D10	Replacement engine for B2100	275	\$3,639.00
D1005E3D22	Replacement engine for B2320DT/B2320H	275	\$3,639.00
D1105E3B24	Replacement engine for B2410HSD/HSDB	400	\$3,983.00
D1105E3D10	Replacement engine for B2400	275	\$3,983.00
D1105E3D21	Replacement engine for B2630HSD	400	\$3,983.00
D1105E3D22	Replacement engine for B2620HSD	275	\$3,983.00
D1305E4D26	Replacement engine for B2650HSDC	TBA	TBA
V1505TED26	Replacement engine for B3350HSDC	TBA	TBA

Loader Landscaper Series -- B26 / L39 / L45 / M59

WHOLEGOODS PRICE LIST EFFECTIVE MARCH 1, 2013

This page intentionally left blank.

PAGE NUMBER	MODEL	PTO HP		SUGGESTED LIST PRICE
5 - 5	B26TL	19.5		\$ 27,354.00
5 - 5	B26TLB	19.5		\$ 35,715.00
5 - 11	L39-1TL	28.9		\$ 31,496.00
5 - 11	L39-1TLB	28.9		\$ 42,466.00
5 - 17	L45TL	32.0		\$ 35,170.00
5 - 17	L45TLB	32.0		\$ 46,140.00
5 - 23	M59TL	50.0		\$ 43,167.00
5 - 23	M59TLB	50.0		\$ 57,566.00
5 - 29	Loader/Landscaper Utility Series Attachment / Implement Matching Chart			
5 - 30	Implements for Loader/Landscaper Utility Series Tractors			
5 - 32	Replacement Engines			
5 - 33	Prior Models			

ASSEMBLY CHARGE (Added to Invoice)

	TL	TLB
B26	\$ 445.00	\$ 530.00
L39-1	\$ 445.00	\$ 530.00
L45	\$ 445.00	\$ 530.00
M59	\$ 445.00	\$ 530.00

This page intentionally left blank.

B26TL/TLB

*** EQUIPMENT IN STANDARD MACHINE ***

DIESEL ENGINE

Model # D1105 Tier IV Certified
3 Cylinder
68.5 cu. in.
26.0 Gross HP *
19.5 PTO HP *
@ 2800 Engine RPM
Charging output 40 Amps
12 V – 36 Amp Hour Battery
Dual Element Air Cleaner

HYDRAULICS

Open Center — Gear Type
Total Pump Capacity 11.2 gpm
Includes Power Steering
Front / Rear Remotes 7.0 gpm

CAT I 3-Point Hitch

Lift Capacity
@ 24" behind 1,676 lbs.
Position Control - Standard
3-point linkage storage standard
3-point linkage optional
(Serial # 52354)

FRONT AXLE

Bevel-Gear, 4 WD
Hydrostatic Power Steering
Cast Iron – Heavy Duty
Tread spacing, Non-adjustable

* Manufacturer Estimate

DRIVE TRAIN

3 Range HST
Low-Medium-High
Maximum Travel Speed 11.1 mph
Rear Differential Lock
No Clutch
Wet Disk Brakes
4 Wheel Drive

DIMENSIONS

Transport Length 16' 6"
Width 54.0"
Height to ROPS top 89.5"
Wheelbase 62.2"
Ground Clearance 13.8"

FLUID CAPACITY

Fuel Tank 8.2 gals.
Crankcase 3.2 qts.
Eng. Coolant 4.7 qts.
Fr. Axle Gear Case 4.7 qts.

TIRES AND WHEELS

Front 23 x 8.50 - 14 R4 Std
Rear 12.4 - 16 R4 Std

LIGHTING

2 Headlights
2 Rear Work Lights
2 Taillights / Turn Signals

POWER TAKE OFF

Live Independent Rear PTO
540 rpm @ 2768 Eng. RPM
SAE – 1-3/8, 6 splines

INSTRUMENTS

Hour meter / Tachometer
Coolant Temp. Gauge
Fuel Gauge

REAR AXLE

Heavy Duty Axle w/ Differential Lock
Planetary Final Drives
Multiple Wet Disc Brakes

SAFETY EQUIPMENT

Four Post ROPS / FOPS
Deluxe Seat w/retractable Seat Belt
Spark Arrestor Muffler
Safety Start Switches
Electric Key Shut-Off
Hazard Lamps
SMV Sign

ORDER CODE	DESCRIPTION	APPROX. SHIP WT.	SUGGESTED LIST PRICE
*** STANDARD MACHINE ***			
B26TL	Tractor / Loader	2976	\$ 27,354.00
B26TLB	Tractor / Loader & Backhoe	4001	\$ 35,715.00
B26TLB-V	Tractor / Loader & Backhoe Includes factory installed backhoe auxiliary hydraulics kit (BTB405)	4012	\$ 36,587.00

B26TL/TLB

Base Tractor Includes:			
TL (Tractor Loader) ①			
B26	4 Post ROPS/FOPS & Seat Belt (FCB-26)	2976	
	Front Tire (ABR8726) 23 x 8.50 - 14 R4, 4-Ply IND	303	In Base Price
	Rear Tire (BR8749) 12.4 - 16 R4, 4-Ply IND	35	
	TL500 Front Loader without Bucket	103	
		705	
① Rear counter weight is required when using the B26 as a Tractor/Loader			
TLB (Tractor Loader Backhoe)			
B26	4 Post ROPS/FOPS & Seat Belt (FCB-26)	2976	
	Front Tire (ABR8726) 23 x 8.50 - 14 R4, 4-Ply IND	303	In Base Price
	Rear Tire (BR8749) 12.4 - 16 R4, 4-Ply IND	35	
	TL500 Front Loader without Bucket	103	
		705	
BT820	Backhoe without Bucket	931	
TLB-V (Tractor Loader Backhoe)			
B26	4 Post ROPS/FOPS & Seat Belt (FCB-26)	2976	
	Front Tire (ABR8726) 23 x 8.50 - 14 R4, 4-Ply IND	303	In Base Price
	Rear Tire (BR8749) 12.4 - 16 R4, 4-Ply IND	35	
	TL500 Front Loader without Bucket	103	
		705	
BT820V	Backhoe without Bucket	931	
	Includes factory installed backhoe auxiliary hydraulics kit. (BTB405)	24	

NOTE: You must order a loader bucket for all TL and TLB Packages.
For all TLB Packages, you must order appropriate backhoe buckets.

TIRES AND WHEELS (priced per piece)					Price with Tire Option		
ORDER CODE	DESCRIPTION	APPROX. SHIP WT.	SUGG. LIST PRICE		B26TL SUGG. LIST	B26TLB SUGG. LIST	B26TLB-V SUGG. LIST
ABR8726 **	Front 23 x 8.50-14 R4 IND	35	\$179.00		\$27,354.00	\$ 35,715.00	\$ 36,587.00
BR8749 **	Rear 12.4 -- 16 R4 IND	147	\$426.00				
ABR8726	Front 23 x 8.50-14 R4 IND	35	\$179.00		\$27,292.00	\$ 35,653.00	\$ 36,587.00
ABR9382	Rear 12.4 -- 16 R1 AG	95	\$395.00				
ABR8742	Front 24 x 8.50-14Turf Multi Trac	35	\$181.00		\$27,352.00	\$ 35,713.00	\$ 36,587.00
ABR8744	Rear 13.6 -- 16 Turf Multi Trac	120	\$423.00				
Tractor Assembly Charges					\$445.00 Added to Invoice	\$530.00 Added to Invoice	\$530.00 Added to Invoice

** Standard tires.

B26TL/TLB

ORDER CODE	DESCRIPTION	APPROX. SHIP WT.	SUGGESTED LIST PRICE
Loader - Model – TL500 Loader (Standard Equipment with B26 Tractor)			
Rated Lift Capacity @ Bucket Center 1102 lbs. / Rated Breakout 3,967 lbs. / Quick Coupler Standard Maximum Lift Height 94.5" / Mechanical Spill Guard			
QUICK COUPLER LOADER BUCKETS			
Requires a loader bucket for either TL, TLB, or TLB-V Package)			
TL2142	60" HD ROUND BACK BUCKET Struck Cap. (7.8 cu. ft.), Heaped Cap. (9.5 cu. ft.)	277	\$853.00
TL2143	BOLT-ON CUTTING EDGE FOR 60" TL2142 and L2244 Buckets	45	\$216.00
TL2144	66" LIGHT MATERIAL BUCKET Struck Cap. (11.3 cu. ft.), Heaped Cap. (13.8 cu. ft.)	329	\$883.00
TL1756	BOLT-ON CUTTING EDGE FOR 66" light material bucket (TL2144)	65	\$210.00
L2238	PALLET FORK FRAME Requires K9048 36" pallet forks	165	\$677.00
K9048	36" PALLET FORKS 2 pieces, 1 set	180	\$407.00
L2237	BALE SPEAR	165	\$642.00
L2244	60" 4-IN-ONE BUCKET (8.9 cu. ft. struck) (11.07 cu. ft. heaped) TL2141 required.	450	\$2,025.00
REMOTE VALVE KIT FOR LOADER MOUNTED ATTACHMENTS			
TL2141	REMOTE VALVE KIT Includes valve section, hoses, pipes, loader lever control, and attaching hardware.	60	\$863.00

Backhoe – Models BT820 and BT820V

Heavy-duty, 4-Point Rigid Mount Quick-Attach Bucket Breakout Force 4,211 lbs. / Dipper stick Breakout Force 2,123 lbs. / Dig Depth 8' 2", (2 ft. SAE) Stabilizer spread-operating 83.3", 2 cylinder trunion-type swing			
BT820	Backhoe – 8' 2" (for TLB Package)	931	\$8,361.00
BT820V	Backhoe – 8' 2" (for TLB-V Package) Includes factory installed backhoe auxiliary hydraulic kit (BTB405)	931	\$9,233.00
L9467	Stabilizer Flip-Pad Set (2) Sets Required	34	\$79.00
For TLB or TLB-V package, you also must order appropriate backhoe buckets.			

B26TL/TLB

ORDER CODE	DESCRIPTION	APPROX. SHIP WT.	SUGGESTED LIST PRICE
---------------	-------------	---------------------	-------------------------

BUCKETS

Direct Pin-on Buckets

BT1961A	12 inch 1.1 cu. ft Trenching Bucket	38	\$502.00
BT1963A	18 inch 1.84 cu. ft Trenching Bucket	59	\$661.00
BT1964A	24 inch 2.61 cu. ft Trenching Bucket	75	\$864.00

Quick Attach Coupler Buckets

BT1970	QUICK ATTACH COUPLER Includes 2 mounting pins, 1 locking pin and hardware.	65	\$357.00
BT1971	12 inch 1.1 cu. ft. Trenching Bucket	69	\$602.00
BT1973	18 inch 1.84 cu. ft. Trenching Bucket	151	\$794.00
BT1974	24 inch 2.61 cu. ft. Trenching Bucket	140	\$942.00
BT1977	BUCKET HANGERS Set of 2 bucket ear blanks. Converts buckets to quick coupler style. Modification to match bucket contour required.	100	\$226.00

REMOTE VALVE KIT FOR BACKHOE MOUNTED ATTACHMENTS

BTB405	REMOTE VALVE KIT Standard equipment for BT820V Includes right foot operated valve, hoses, pipes, brackets.	44	\$880.00
--------	---	----	----------

HYDRAULIC THUMB

BT1975	Hydraulic Thumb BT820V or BTB405 Remote Valve Kit required. Compatible with pin-on or quick coupler buckets. Thumb mount bracket factory installed.	123	\$1,101.00
--------	--	-----	------------

HYDRAULIC BREAKER

KXB310Q	HYDRAULIC BREAKER, 200 ft. lbs. rated Includes manual, side plates, onemoil point and one chisel point. Requires BT1970 Quick Coupler, BTB405 Remote Valve Kit, K7778 hose kit, and K7762 mount bracket.	231	\$5,527.00
K7778	HYDRAULIC BREAKER HOSE KIT Required for KXB310Q installation	16	\$399.00
K7762	HYDRAULIC BREAKER BRACKET Required for KXB310Q installation	91	\$729.00
K7773	ACCUMULATOR CHARGE KIT Required for hydraulic breaker maintenance only. Only one kit is required for servicing all breakers.	5	\$985.00

B26TL/TLB

ORDER CODE	DESCRIPTION	APPROX. SHIP WT.	SUGGESTED LIST PRICE
HYDRAULICS KITS FOR REAR ATTACHMENTS			
B8027	BASE KIT AND 1ST LEVER For 1st valve. Requires B8028.	16	\$482.00
B8028	DOUBLE ACTING VALVE SECTION For 1st or 2nd position. Requires B8027 or B8030	15	\$240.00
B8029	FLOAT DETENT VALVE SECTION For 2nd position only Requires B8030	5	\$302.00
B8030	SECOND POSITION STACKING KIT For 2nd valve. Requires B8027 and B8028 or B8029 valve section.	10	\$240.00
B8039	TOP-N-TILT KIT Includes Cylinders and Hoses Requires 2 B8028 valve sections	50	\$762.00

OPTIONAL EQUIPMENT

B3941	3-point Linkage Kit	94	\$405.00
L8045	FRONT OR REAR WORK LIGHT KIT (2 per Kit) ROPS frame mount. Maximum 4 lights (2 kits) in total.	10	\$157.00
L8043	HORN KIT	10	\$58.00
B8036	DRAWBAR KIT	50	\$60.00
B8011	BACK-UP ALARM KIT	1	\$82.00
B8012	TOOL BOX	10	\$100.00

Available from Parts:

70000-73274 Block Heater (Frost Plug)

This page intentionally left blank.

L39-1TL/TLB

*** EQUIPMENT IN STANDARD MACHINE ***

DIESEL ENGINE

Model # D1803
Interim Tier 4 Certified
4 Cyl., 111.4 cu. in.
37.4. HP Gross
35.5 HP Net
28.9 PTO HP
@ 2700 Eng. rpm
Indirect Injection (E-TVCS)
Charging Output 40 Amps
12 V - 80 Amp Hour Battery
Dual Element Air Cleaner w/ cyclone
Precleaner

HYDRAULICS

Open Center – Gear Type
Total Pump Capacity 23.4 gpm
Includes Power Steering
Front /Rear Remotes 11.0 gpm
BH Boom Swing Pump 6.2 gpm
Cat I 3-Point Hitch (Linkage Opt.)
24" Behind 2800 lbs.
@ Lift Points 3858 lbs.
Position Control

FRONT AXLE

Bevel Gear, 4WD
Hydrostatic Power Steering
Cast Iron - Heavy Duty
Tread Spacing, Nonadjustable

DRIVE TRAIN

Glideshift w/Synchro Shuttle
12 Forward / 8 Reverse
Clutchless Shuttle Shift
Maximum Travel Speed 14.3 mph
Rear Differential Lock
Dry Single Stage Clutch
Mechanical, Multiple Wet Disc
Brakes

DIMENSIONS

Transport Length 232"
Width 72.0"
Height to ROPS top 94.5"
Wheelbase 68.9"
Ground Clearance 11.8"

FLUID CAPACITY

Fuel Tank 10.6 gal.
Crankcase 6.0 qts.
Engine Coolant 7.9 qts.
Transmission and
Hydraulics 16.3 gal.
Front Axle Case 6.9 qts.

TIRES AND WHEELS

Front 27 x 10.50 - 15 R4 6 PLY
Rear 15-19.5 R4 6 PLY

LIGHTING

2 Halogen Headlight / Work Lights
2 Tail Lights / Turn Signals

POWER TAKE OFF

Hydraulic Independent Rear PTO
Running 540 rpm @ 2550 Eng. RPM
SAE – 1-3/8, 6 splines

INSTRUMENTS

IntelliPanel™
Lighted Communications Symbols
Digital Display with Tachometer,
Travel Speed, PTO Speed,
Warnings, Maintenance Alerts,
On-board Diagnostics

REAR AXLE

Heavy Duty Axle w/ Differential Lock
Helical gear final drives
Multiple Wet Disc Brakes

SAFETY EQUIPMENT

Four Post ROPS / FOPS Canopy
Deluxe Seat w/retractable Seat
Belt
Spark Arrestor Muffler
Safety Start Switches
Electric Key Shut-Off
Parking Brake
SMV Sign
PTO Shields, Automatic Shutoff
Spark Arrestor Muffler

STANDARD EQUIPMENT

Two 55 W Halogen Work Lights
Full Flat Floor
Cast Steel Brake Pedal
Walk-through Step
Seat with Arm Rests
Seat Pivots In Place
3-point Linkage Storage
Parking brake
Slanted Hood & Loader Arms
Quick Coupler
Hydraulic Self-Leveling Loader
Braceless Loader Frame
Protected Hydraulic Hoses &
Pipes
Bucket Level Indicator
Arch Type Backhoe Boom
Independent Boom Swing Pump
Protected Hydraulic Hoses &
Pipes
Thumb Bracket

ORDER CODE	DESCRIPTION	APPROX. SHIP WT.	SUGGESTED LIST PRICE
L39-1TL	Tractor Loader	5350	\$ 31,496.00
L39-1TLB	Tractor Loader Backhoe	7275	\$ 42,466.00
L39-1TLB-L	Tractor Loader Backhoe Includes factory assembled loader auxiliary hydraulic kit (TL1715A)	7275	\$ 43,329.00
L39-1TLB-B	Tractor Loader Backhoe Includes factory assembled backhoe auxiliary hydraulic kit (BT3911)	7275	\$ 44,168.00
L39-1TLB-LB	Tractor Loader Backhoe Includes factory assembled loader and backhoe auxiliary hydraulic kits	7275	\$ 45,031.00

L39-1TL/TLB

Base Tractor Includes:			
TL (Tractor Loader) ①		3170	
L39-1	4 Post ROPS/FOPS & Seat Belt (FCL-39-2)	200	In Base Price
	Front Tire (ALR8876) 27 x 10.50 - 15 R4 IND	130	
	Rear Tire (ALR8877) 15 - 19.5 R4, 4-Ply IND	390	
TL1000A-1	Front Loader without Bucket	960	
① Rear counter weight is required when using L39-1 as a Tractor/Loader			
TLB (Tractor Loader Backhoe)		3170	
L39-1	4 Post ROPS/FOPS & Seat Belt (FCL-39-2)	200	In Base Price
	Front Tire (ALR8876) 27 x 10.50 - 15 R4 IND	130	
	Rear Tire (ALR8877) 15 - 19.5 R4, 4-Ply IND	390	
TL1000A-1	Front Loader without Bucket	960	
BT1000A	Backhoe without Bucket	2018	
TLB-L (Tractor Loader Backhoe)		3170	
L39-1	4 Post ROPS/FOPS & Seat Belt (FCL-39-2)	200	In Base Price
	Front Tire (ALR8876) 27 x 10.50 - 15 R4 IND	130	
	Rear Tire (ALR8877) 15 - 19.5 R4, 4-Ply IND	390	
TL1000A-1V	Front Loader without Bucket	960	
	Includes factory assembled loader auxiliary hydraulic kit (TL1715A)	960	
BT1000A	Backhoe without Bucket	2018	
TLB-B (Tractor Loader Backhoe)		3170	
L39-1	4 Post ROPS/FOPS & Seat Belt (FCL-39-2)	200	
	Front Tire (ALR8876) 27 x 10.50 - 15 R4 IND	130	In Base Price
	Rear Tire (ALR8877) 15 - 19.5 R4, 4-Ply IND	390	
TL1000A-1	Front Loader without Bucket	960	
BT1000AV	Backhoe without Bucket	2018	
	Includes factory assembled backhoe auxiliary hydraulic kit (BT3911)		
TLB-LB (Tractor Loader Backhoe)		3170	
L39-1	4 Post ROPS/FOPS & Seat Belt (FCL-39-2)	200	In Base Price
	Front Tire (ALR8876) 27 x 10.50 - 15 R4 IND	130	
	Rear Tire (ALR8877) 15 - 19.5 R4, 4-Ply IND	390	
TL1000A-1V	Front Loader without Bucket	960	
	Includes factory assembled loader auxiliary hydraulic kit (TL1715A)	960	
BT1000AV	Backhoe without Bucket	2018	
	Includes factory assembled backhoe auxiliary hydraulic kits (BT3911)		

NOTE: You must order a Loader Bucket for either TL or TLB Package.
For TLB Package, you must order appropriate Backhoe Buckets.

TIRES AND WHEELS (priced per piece)					Price with Tire Option	
ORDER CODE	DESCRIPTION		APPROX. SHIP WT.	SUGG. LIST PRICE	L39-1TL SUGG. LIST	L39-1TLB SUGG. LIST
ALR8876	**	Front 27 x 10.5 - 15 R4 IND	68	\$231.00	\$ 31,496.00	\$ 42,466.00
ALR8877	**	Rear 15 – 19.5 R4 IND	267	\$773.00		
ALR8876		Front 27 x 10.5 -- 15 R4 IND	70	\$231.00	\$ 31,496.00	\$ 42,466.00
ALR9449		Rear 16.5L -- 16.1 Turf Tire	132	\$773.00		
ALR8898		Front 27/10.50LL-15 Galaxy Turf	70	\$384.00	\$ 31,802.00	\$ 42,772.00
ALR9449		Rear 16.5L-16.1 Turf Tire	132	\$773.00		
Tractor Assembly Charges					\$445.00 Added to Invoice	\$530.00 Added to Invoice

** Standard tires.

KUBOTA

L39-1TL/TLB

ORDER CODE	DESCRIPTION	APPROX. SHIP WT.	SUGGESTED LIST PRICE	Price with Tire Option		
TIRES AND WHEELS (priced per piece)				L39-1TLB-L SUGG. LIST	L39-1TLB-B SUGG. LIST	L39-1TLB-LB SUGG. LIST
ALR8876	** Front 27 x 10.5 -- 15 R4 IND	65	\$231.00	\$ 43,329.00	\$ 44,168.00	\$ 45,031.00
ALR8877	** Rear 15 -- 19.5 R4 IND	195	\$773.00			
ALR8876	Front 27 x 10.5 -- 15 R4 IND	65	\$231.00	\$ 43,329.00	\$ 44,168.00	\$ 45,031.00
ALR9449	Rear 16.5L -- 16.1 Turf Tire	132	\$773.00			
ALR8898	Front 27/10.50LL x 15 Galaxy Turf	72	\$384.00	\$ 43,635.00	\$ 44,474.00	\$ 45,337.00
ALR9449	Rear 16.5L -- 16.1 Turf Tire	132	\$773.00			
Tractor Assembly Charges				\$530.00 Added to Invoice	\$530.00 Added to Invoice	\$530.00 Added to Invoice

** Standard tires.

LOADER - MODEL – TL1000A-1 LOADER (Standard Equipment with L39-1 Tractor)

Rated Lift Capacity @ Bucket Center 2,200 lbs. / Rated Breakout 3,560 lbs.
Maximum Lift Height 114.2" / Automatic Self Leveling Valve / Skid Steer Style Quick Coupler

TL1765	72" HD ROUND BACK BUCKET Struck Cap. (12.7 cu.ft.) Heaped Cap.(15.5 cu.ft.)	336	\$1,072.00
TL1748	BOLT-ON CUTTING EDGE for 72" L2245 and TL1765 Buckets	65	\$227.00
L2245	72" 4 in 1 BUCKET Struck Cap. (10.9 cu.ft.), Heaped Cap.(13.1 cu.ft.) 21.5" Mouth Opening, 2,000 psi clamping force Requires TL1715 Remote Valve Kit	812	\$2,140.00
M1809	PALLET FORK FRAME Requires K9058 or K9059 Pallet Forks	200	\$690.00
K9058	42" PALLET FORKS 2 pieces, 1 set	190	\$476.00
K9059	48" PALLET FORKS 2 pieces, 1 set	212	\$512.00
M1874	Bale Spear (Quick-Change)	200	\$752.00

REMOTE VALVE KIT FOR LOADER MOUNTED ATTACHMENTS

TL1715A	REMOTE VALVE KIT Includes valve section, hoses, pipes, loader lever control, quick couplers, and attaching hardware	30	\$863.00
---------	--	----	----------

L39-1TL/TLB

ORDER CODE	DESCRIPTION	APPROX. SHIP WT.	SUGGESTED LIST PRICE
---------------	-------------	---------------------	-------------------------

BACKHOE – MODELS BT1000A and BT1000AV

Heavy-duty, 4-Point Rigid Mount Quick-Attach Bucket Breakout Force 5,825 lbs. / Dipper Stick Breakout Force 3,779 lbs. / Dig Depth 10', (2 ft. SAE) / Stabilizer spread-operating 89.3" / Dedicated Boom Swing Pump / 2-Cylinder Trunion Type Swing			
BT1000A	BACKHOE – 10'	1925	\$10,970.00
BT1000AV	BACKHOE – 10' Includes factory assembled backhoe auxiliary hydraulic kit (BT3911)	1925	\$12,672.00
L9467	RUBBER STABILIZER FLIP PAD (2) Required	34	\$79.00

(For all TLB Packages, you must order appropriate backhoe buckets.)

BUCKETS

Direct Pin-On Buckets			
BT3001	12 inch 1.47 cu. ft Bucket	117	\$656.00
BT3002A	16 inch 2.16 cu. ft Bucket	140	\$744.00
BT3003A	18 inch 2.51 cu. ft Bucket	151	\$794.00
BT3004	24 inch 3.6 cu. ft Bucket	172	\$923.00
BT3005A	30 inch 4.69 cu. ft Bucket	205	\$1,065.00
BT3006	36 inch 5.78 cu. ft Bucket	226	\$1,191.00

Quick Attach Coupler Buckets

BT4550	QUICK ATTACH COUPLER Includes 2 mounting pins, 1 locking pin and hardware.	19	\$660.00
BT4552	12 inch 1.47 cu. ft. TRENCHING BUCKET	119	\$797.00
BT4553	16 inch 2.16 cu. ft. TRENCHING BUCKET	146	\$841.00
BT4554	18 inch 2.51 cu. ft. TRENCHING BUCKET	152	\$885.00
BT4555	24 inch 3.60 cu. ft. TRENCHING BUCKET	176	\$1,045.00
BT4557	36 inch 5.78 cu. Ft. TRENCHING BUCKET	229	\$1,331.00

REMOTE VALVE KIT FOR BACKHOE MOUNTED ATTACHMENTS

BT3911	REMOTE VALVE KIT Standard equipment for BT1000AV Includes right foot operated valve, hoses, pipes, brackets.	44	\$1,788.00
--------	---	----	------------

HYDRAULIC THUMB

BT4598	HYDRAULIC THUMB KIT Requires BT1000AV or BT3911 Remote Valve Kit. Compatible with pin-on or quick coupler Buckets. Thumb mount bracket factory installed.	56	\$2,033.00
--------	--	----	------------

L39-1TL/TLB

ORDER CODE	DESCRIPTION	APPROX. SHIP WT.	SUGGESTED LIST PRICE
---------------	-------------	---------------------	-------------------------

HYDRAULIC BREAKER

KXB360Q	HYDRAULIC BREAKER, 300 ft. lbs. rated Includes manual, side plates, onemoil point and one chisel point. Requires BT4550 Quick Coupler, BT3911 Remote Valve Kit, K7776 Hose Kit, and K7763 Mount Bracket	231	\$6,679.00
K7776	HYDRAULIC BREAKER HOSE KIT Required for KXB360Q installation	16	\$395.00
K7763	HYDRAULIC BREAKER BRACKET Required for KXB360Q installation	91	\$783.00
K7773	ACCUMULATOR CHARGE KIT Required for hydraulic breaker maintenance only. Only one kit is required for servicing all breakers.	5	\$985.00

OPTIONAL EQUIPMENT

L3961	3-POINT LINKAGE KIT	33	\$523.00
L8046	BACKUP ALARM KIT	1	\$82.00
L9475	DRAWBAR KIT	13	\$214.00
L9496G	DRAWBAR CLEVIS	8	\$67.00
L8043	HORN KIT	10	\$58.00
L9477	PRECLEANER KIT	20	\$214.00
L9476	TOOL BOX KIT	10	\$90.00
L8045	① WORK LIGHT KIT FRONT / REAR ROPS frame mounted. (2 per Kit)	10	\$157.00
L8044	① WORK LIGHT KIT REAR Canopy mounted. (2 per Kit)	3	\$158.00

① Maximum 4 (2 kits) in total.

HYDRAULICS KITS FOR REAR ATTACHMENTS

(To be used with Backhoe removed on a Tractor/Loader)			
L9553A	REMOTE VALVE KIT FOR REAR ATTACHMENTS Includes 3 Spool Valves, Mount Bracket, Hoses, Hydraulic Quick-Couplers	50	\$1,286.00
L9554	3 PT TOP and TILT KIT Includes 2 Cylinders, Hoses and Hydraulic Quick Couplers. (Requires L9553A REMOTE VALVE KIT FOR REAR ATTACHMENTS)	50	\$843.00

Available from Parts:

70000-00297

Block Heater – Frost Plug

This page intentionally left blank.

L45TL/TLB

*** EQUIPMENT IN STANDARD MACHINE ***

DIESEL ENGINE

Model # V2203-M
Interim Tier 4 Certified
4 Cyl., 134.1 cu. in.
45.0. HP Gross
42.5 HP Net
32.0 PTO HP
@ 2700 Eng. rpm

Indirect Injection (E-TVCS)
Charging Output 45 Amps
12 V - 80 Amp Hour Battery
Dual Element Air Cleaner w/ cyclone
Precleaner

HYDRAULICS

Open Center – Gear Type
Total Pump Capacity 23.4 gpm
Includes Power Steering
Front /Rear Remotes 11.8 gpm
BH Boom Swing Pump 6.2 gpm
Cat I 3-Point Hitch (Linkage Opt.)
24" Behind 2794 lbs.
@ Lift Points 3850 lbs.
Position Control

FRONT AXLE

Bevel Gear, 4WD
Hydrostatic Power Steering
Cast Iron - Heavy Duty
Tread Spacing, Nonadjustable

DRIVE TRAIN

HST Plus
3 Ranges
Low-Medium-High
Maximum Travel Speed 14.9 mph
Rear Differential Lock
Dry Single Stage Clutch
Mechanical, Multiple Wet Disc
Brakes
4 Wheel Drive

DIMENSIONS

Transport Length 237"
Width 72.5"
Height to ROPS top 95.1"
Wheelbase 72.5"
Ground Clearance 14.4"

FLUID CAPACITY

Fuel Tank 11.9 gal.
Crankcase 8.7 qts.
Engine Coolant 6.9 qts.
Transmission and
Hydraulics 12.2 gal.
Front Axle Case 7.4 qts.

TIRES AND WHEELS

Front 27 x 10.50 - 15 R4 6 PLY
Rear 15-19.5 R4 6 PLY

LIGHTING

2 Halogen Headlight / Work Lights
2 Halogen Rear Work Lights
2 Tail Lights / Turn Signals

POWER TAKE OFF

Hydraulic Independent Rear PTO
Running 540 rpm @ 2590 Eng. RPM
SAE – 1-3/8, 6 splines

INSTRUMENTS

IntelliPanel™
Lighted Communications Symbols
Digital Display with Tachometer,
Travel Speed, PTO Speed,
Warnings, Maintenance Alerts,
On-board Diagnostics

REAR AXLE

Heavy Duty Axle w/ Differential Lock
Helical gear final drives
Multiple Wet Disc Brakes

SAFETY EQUIPMENT

Four Post ROPS / FOPS
Deluxe Seat w/retractable Seat
Belt
Spark Arrestor Muffler
Safety Start Switches
Electric Key Shut-Off
Parking Brake
SMV Sign

STANDARD EQUIPMENT

Four 55 W Halogen Work Lights
Electronic HST Transmission
Backhoe Crawling Mode
Full Flat Floor
Cast Steel Brake Pedal
Walk-through Step
Seat with Arm Rests
Seat Pivots In Place
Backup Alarm
3-point Linkage Storage
Parking brake

Slanted Hood & Loader Arms
Quick Coupler
Hydraulic Self-Leveling Loader
Braceless Loader Frame
Protected Hydraulic Hoses &
Pipes
Bucket Level Indicator

Arch Type Backhoe Boom
Independent Boom Swing Pump
Protected Hydraulic Hoses &
Pipes
Thumb Bracket
Improved Inching Performance
High Quality Hydraulic Cylinders

ORDER CODE	DESCRIPTION	APPROX. SHIP WT.	SUGGESTED LIST PRICE
L45TL	Tractor Loader	5350	\$ 35,170.00
L45TLB	Tractor Loader Backhoe	7275	\$ 46,140.00
L45TLB-L	Tractor Loader Backhoe Includes factory assembled loader auxiliary hydraulic kit (TL2211)	7275	\$ 47,000.00
L45TLB-B	Tractor Loader Backhoe Includes factory assembled backhoe auxiliary hydraulic kit (BT3911)	7275	\$ 47,842.00
L45TLB-LB	Tractor Loader Backhoe Includes factory assembled loader and backhoe auxiliary hydraulic kits	7275	\$ 48,702.00

L45TL/TLB

ORDER CODE	DESCRIPTION	APPROX. SHIP WT.	SUGGESTED LIST PRICE
---------------	-------------	---------------------	-------------------------

Base Tractor Includes:

TL (Tractor Loader) ①			
L45	4 Post ROPS/FOPS (FCL-45) & Seat Belt	3,685	In Base Price
	Front Tire (ALR9192) 27 x 10.5 - 15 R4 IND	103	
	Rear Tire (ALR9195) 15 – 19.5 R4 IND	280	
TL1000A-2	Front Loader without Bucket	959	
① Rear counter weight is required when using the L45 as a Tractor Loader			
TLB (Tractor Loader Backhoe)			
L45	4 Post ROPS/FOPS (FCL-45) & Seat Belt	3,685	In Base Price
	Front Tire (ALR9192) 27 x 10.5 - 15 R4 IND	103	
	Rear Tire (ALR9195) 15 – 19.5 R4 IND	280	
TL1000A-2	Front Loader without Bucket	959	
BT1000A	Backhoe without Bucket	1,925	
TLB-L (Tractor Loader Backhoe)			
L45	4 Post ROPS/FOPS (FCL-45) & Seat Belt	3,685	In Base Price
	Front Tire (ALR9192) 27 x 10.5 - 15 R4 IND	103	
	Rear Tire (ALR9195) 15 – 19.5 R4 IND	280	
TL1000A-2V	Front Loader without Bucket	959	
	Includes factory assembled loader auxiliary hydraulic kit (TL2211)		
BT1000A	Backhoe without Bucket	1,925	
TLB-B (Tractor Loader Backhoe)			
L45	4 Post ROPS/FOPS (FCL-45) & Seat Belt	3,685	In Base Price
	Front Tire (ALR9192) 27 x 10.5 - 15 R4 IND	103	
	Rear Tire (ALR9195) 15 – 19.5 R4 IND	280	
TL1000A-2	Front Loader without Bucket	959	
BT1000AV	Backhoe without Bucket	1,925	
	Includes factory assembled backhoe auxiliary hydraulic kit (BT3911)		
TLB-LB (Tractor Loader Backhoe)			
L45	4 Post ROPS/FOPS (FCL-45) & Seat Belt	3,685	In Base Price
	Front Tire (ALR9192) 27 x 10.5 - 15 R4 IND	103	
	Rear Tire (ALR9195) 15 – 19.5 R4 IND	280	
TL1000A-2V	Front Loader without Bucket	959	
	Includes factory assembled loader auxiliary hydraulic kit (TL2211)		
BT1000AV	Backhoe without Bucket	1,925	
	Includes factory assembled backhoe auxiliary hydraulic kits (BT3911)		

NOTE: You must order a loader bucket for all TL and TLB Packages.
For all TLB Packages, you must order appropriate backhoe buckets.

TIRES AND WHEELS (priced per piece)					Price with Tire Option	
ORDER CODE	DESCRIPTION	APPROX. SHIP WT.	SUGG. LIST PRICE		L45TL SUGG. LIST	L45TLB SUGG. LIST
ALR9192	** Front 27 x 10.5 - 15 R4 IND	68	\$231.00		\$ 35,170.00	\$ 46,140.00
ALR9195	** Rear 15 – 19.5 R4 IND	267	\$773.00			
ALR9497	Front 27/10.50LL-15 Galaxy Turf	70	\$414.00		\$ 35,536.00	\$ 46,506.00
ALR9449	Rear 16.5L-16.1 Turf Tire	132	\$773.00			
Tractor Assembly Charges					\$445.00 Added to Invoice	\$530.00 Added to Invoice

** Standard tires

KUBOTA

L45TL/TLB

TIRES AND WHEELS (priced per piece)					Price with Tire Option		
ORDER CODE	DESCRIPTION		APPROX. SHIP WT.	SUGG. LIST PRICE	L45TLB-L SUGG. LIST	L45TLB-B SUGG. LIST	L45TLB-LB SUGG. LIST
ALR9192	**	Front 27 x 10.5 - 15 R4 IND	68	\$231.00	\$ 47,000.00	\$ 47,842.00	\$ 48,702.00
ALR9195	**	Rear 15 – 19.5 R4 IND	267	\$773.00			
ALR9497		Front 27/10.50LL-15 Galaxy	70	\$414.00	\$ 47,366.00	\$ 48,208.00	\$ 49,068.00
ALR9449		Rear 16.5L-16.1 Turf Tire	132	\$773.00			
Tractor Assembly Charges					\$530.00 Added to Invoice	\$530.00 Added to Invoice	\$530.00 Added to Invoice

** Standard tires.

ORDER CODE	DESCRIPTION	APPROX. SHIP WT.	SUGGESTED LIST PRICE
------------	-------------	------------------	----------------------

LOADER - MODELS TL1000A-2 and TL1000A-2V

Rated Lift Capacity @ Bucket Center 2,200 lbs. / Rated Breakout 4,530 lbs.
Maximum Lift Height 113.9" / Automatic Self Leveling Valve / Quick Coupler

QUICK-COUPLER LOADER BUCKETS

Requires a Loader bucket for either TL or TLB Package.

TL1765	72" HD ROUND BACK BUCKET Struck Cap. (12.7 cu. ft.) Heaped Cap.(15.5 cu. ft.)	336	\$1,072.00
TL1748	BOLT-ON CUTTING EDGE for 72" L2245 and TL1765 Buckets	65	\$227.00
L2245	72" 4 in 1 BUCKET Struck Capacity (10.9 cu. ft.) Heaped Capacity (13.1 cu. ft.) 21.5" Mouth Opening, 2,000 psi clamping force Requires TL2211 Remote Valve Kit	812	\$2,140.00
M1809	PALLET FORK FRAME Requires K9058 or K9059 pallet forks	200	\$690.00
K9058	42" PALLET FORKS 2 pieces, 1 set	190	\$476.00
K9059	48" PALLET FORKS 2 pieces, 1 set	212	\$512.00
M1804	Bale Spear (Quick-Change)	195	\$746.00

REMOTE VALVE KIT FOR LOADER MOUNTED ATTACHMENTS

TL2211	REMOTE VALVE KIT Standard equipment for TL1000A-2V Loader Includes valve section, hoses, pipes, loader lever control, and attaching hardware.	30	\$903.00
--------	---	----	----------

BACKHOE – MODELS BT1000A and BT1000AV

Heavy-duty, 4-Point Rigid Mount Quick-Attach
Bucket Breakout Force 5,825 lbs. / Dipper Stick Breakout Force 3,779 lbs. / Dig Depth 10', (2 ft. SAE) / Stabilizer spread-operating 89.3" / Dedicated Boom Swing Pump / 2-Cylinder Trunion Type Swing

BT1000A	BACKHOE – 10'	1,925	\$10,970.00
BT1000AV	BACKHOE – 10' Includes factory assembled backhoe auxiliary hydraulic kit (BT3911)	1,925	\$12,672.00
L9467	RUBBER STABILIZER FLIP PAD (2) Required	34	\$79.00

For all TLB Packages, you must order appropriate backhoe buckets.

L45TL/TLB

ORDER CODE	DESCRIPTION	APPROX. SHIP WT.	SUGGESTED LIST PRICE
---------------	-------------	---------------------	-------------------------

BUCKETS

Direct Pin-On Buckets

BT3001	12 inch 1.47 cu. ft Bucket	117	\$656.00
BT3002A	16 inch 2.16 cu. ft Bucket	140	\$744.00
BT3003A	18 inch 2.51 cu. ft Bucket	151	\$794.00
BT3004	24 inch 3.6 cu. ft Bucket	172	\$923.00
BT3005A	30 inch 4.69 cu. ft Bucket	205	\$1,065.00
BT3006	36 inch 5.78 cu. ft Bucket	226	\$1,191.00

Quick Attach Coupler Buckets

BT4550	QUICK ATTACH COUPLER Includes 2 mounting pins, 1 locking pin and hardware.	19	\$660.00
BT4552	12 inch 1.47 cu. ft. TRENCHING BUCKET	119	\$797.00
BT4553	16 inch 2.16 cu. ft. TRENCHING BUCKET	146	\$841.00
BT4554	18 inch 2.51 cu. ft. TRENCHING BUCKET	152	\$885.00
BT4555	24 inch 3.60 cu. ft. TRENCHING BUCKET	176	\$1,045.00
BT4557	36 inch 5.78 cu. ft TRENCHING BUCKET	229	\$1,331.00

REMOTE VALVE KIT FOR BACKHOE MOUNTED ATTACHMENTS

BT3911	REMOTE VALVE KIT Standard equipment for BT1000AV Includes right foot operated valve, hoses, pipes, brackets.	44	\$1,788.00
--------	--	----	------------

HYDRAULIC THUMB

BT4598	HYDRAULIC THUMB Requires BT1000AV or BT3911 remote valve kit. Compatible with pin-on or quick coupler buckets. Thumb mount bracket factory installed.	56	\$2,033.00
--------	--	----	------------

HYDRAULIC BREAKER

KXB360Q	HYDRAULIC BREAKER, 300 ft. lbs. rated Includes manual, side plates, onemoil point and one chisel point. Requires BT4550 Quick Coupler, BT3911 Remote Valve Kit, K7776 Hose Kit, and K7763 Mount Bracket.	231	\$6,679.00
K7776	HYDRAULIC BREAKER HOSE KIT Required for KXB360Q installation	16	\$395.00
K7763	HYDRAULIC BREAKER BRACKET Required for KXB360Q installation	91	\$783.00
K7773	ACCUMULATOR CHARGE KIT Required for hydraulic breaker maintenance only. Only one kit is required for servicing all breakers.	5	\$985.00

L45TL/TLB

ORDER CODE	DESCRIPTION	APPROX. SHIP WT.	SUGGESTED LIST PRICE
---------------	-------------	---------------------	-------------------------

OPTIONAL EQUIPMENT

L3961	3-POINT LINKAGE KIT	33	\$523.00
L9475	DRAWBAR KIT	13	\$214.00
L9496G	DRAWBAR CLEVIS KIT	8	\$67.00
L8043	HORN KIT	10	\$58.00
L9477	PRECLEANER KIT	20	\$214.00
L9476	TOOL BOX KIT	10	\$90.00
L8045	① WORK LIGHT KIT FRONT / REAR ROPS frame mounted. (2 per Kit)	10	\$157.00

① Maximum 4 (2 kits) in total.

HYDRAULICS KITS FOR REAR ATTACHMENTS

(To be used with Backhoe removed on a Tractor/Loader)			
L9553A	REMOTE VALVE KIT FOR REAR ATTACHMENTS Includes 3 Spool Valve, Mount Bracket, Hoses, Hydraulic Quick-Couplers	50	\$1,286.00
L9554	3 PT TOP and TILT KIT Includes 2 Cylinders, Hoses and Hydraulic Quick Couplers. (Requires L9553A REMOTE VALVE KIT FOR REAR ATTACHMENTS)	50	\$843.00

Available from Parts:

70000-00297

Block Heater – Front Plug

This page intentionally left blank.

M59TL/TLB

*** EQUIPMENT IN STANDARD MACHINE ***

DIESEL ENGINE

Model # V2403-M
Interim Tier IV Certified
4 Cyl. 148.5 cu. in.
Turbocharged
+ 59 Gross HP
+ 57 Net HP
+ 46.0 PTO HP
@ 2700 Engine RPM
Indirect Injection (E-TVCS)
Charging output 45 Amps
12 V – 80 Amp Hour Battery
Dual Element Air Cleaner

HYDRAULICS

Open Center - Gear Type
Total Pump Capacity 26.7 gpm
Includes Power Steering
BH Boom Swing Pump 9.5 gpm
Front / Rear Remotes 16.1 gpm
Cat I & II 3-point Hitch (Optional)
24" Behind 2976 lbs.
@ Lift Points 3860 lbs.
Position Control

FRONT AXLE

Bevel-Gear, 4 WD
Hydrostatic Power Steering
Cast Iron – Heavy Duty
Tread spacing, Non-adjustable

DRIVE TRAIN

HST Plus
3 Ranges
Low-Medium-High
Maximum Travel Speed 15.9 mph
Rear Differential Lock
Dry Single Plate Clutch
Multiple Wet Disc Brakes
4 Wheel Drive

+ Manufacturer Estimate

DIMENSIONS

Transport Length 255.9"
Width 75.0"
Height to ROPS top 100.4"
Wheelbase 80.7"
Ground Clearance 17.8"

FLUID CAPACITY

Fuel Tank 14.5 gals.
Crankcase 9.9 qts.
Eng. Coolant 8.7 qts.
Transmission and Hydraulics 11.9 gal.
Front Axle Case 11.6 qts.

TIRES AND WHEELS

Front 10 - 16.5 R4 Industrial
Rear 17.5L - 24 R4 Industrial

LIGHTING

2 Halogen Headlight / Work Lights
2 Halogen Rear Work Lights
2 Tail Lights / Turn Signals

POWER TAKE OFF

Hydraulic Independent Rear PTO
Running 540 rpm @ 2550 Eng. RPM
SAE – 1-3/8, 6 splines

INSTRUMENTS

IntelliPanel™
Lighted Communications Symbols
Digital Display with Tachometer,
Travel Speed, PTO Speed, Warnings,
Maintenance Alerts, On-board
Diagnostics

REAR AXLE

Heavy Duty Axle w/ Differential Lock
Bull-gear final drives
Multiple Wet Disc Brakes

SAFETY EQUIPMENT

Four Post ROPS / FOPS
Deluxe Seat w/retractable Seat Belt
Spark Arrestor Muffler
Safety Start Switches
Electric Key Shut-Off
Parking Brake
SMV Sign

STANDARD EQUIPMENT

Four 55 W Halogen Work Lights
Electronic HST Transmission
Backhoe Crawling Mode
Full Flat Floor
Cast Steel Brake Pedal
Walk-through Step
Seat with Arm Rests
Seat Pivots In Place
Backup Alarm & Horn
3-point Linkage Storage
3-point Linkage Optional
Larger Canopy

Slanted Hood & Loader Arms
SSL Style Quick Coupler
Hydraulic Self-Leveling Loader
Braceless Loader Frame
Protected Hydraulic Hoses & Pipes
Bucket Level Indicator
Boom Lock

Arch Type Backhoe Boom
Independent Boom Swing Pump
Protected Hydraulic Hoses & Pipes
Thumb Bracket
Stabilizer Cylinder Cover
Improved Inching Performance
High Quality Hydraulic Cylinders
Tie-down Rings for Transport
L48 BH Buckets Compatible

ORDER CODE	DESCRIPTION	APPROX. SHIP WT.	SUGGESTED LIST PRICE
M59TL	Tractor Loader	6,158	\$ 43,167.00
M59TLB	Tractor Loader Backhoe	8,345	\$ 57,566.00
M59TLB-L	Tractor Loader Backhoe Includes factory assembled loader auxiliary hydraulic kit (TL2212)	8,395	\$ 58,455.00
M59TLB-B	Tractor Loader Backhoe Includes factory assembled backhoe auxiliary hydraulic kit (BT3921)	8,405	\$ 58,990.00
M59TLB-LB	Tractor Loader Backhoe Includes factory assembled loader and backhoe auxiliary hydraulic kits	8,455	\$ 59,879.00

M59TL/TLB

ORDER CODE	DESCRIPTION	APPROX. SHIP WT.	SUGGESTED LIST PRICE
---------------	-------------	---------------------	-------------------------

Base Tractor Includes:

TL (Tractor Loader) ①

M59	4 Post ROPS/FOPS (FCM-59) & Seat Belt	3,685	In Base Price
	Front Tire (ALR6842) 10 - 16.5 R4 IND	103	
	Rear Tire (ALR6843) 17.5L - 24 R4 IND	280	
TL1350	Front Loader without Bucket	1,169	

① Rear counter weight is required when using the M59 as a Tractor Loader

TLB (Tractor Loader Backhoe)

M59	4 Post ROPS/FOPS (FCM-59) & Seat Belt	3,685	In Base Price
	Front Tire (ALR6842) 10 - 16.5 R4 IND	103	
	Rear Tire (ALR6843) 17.5L - 24 R4 IND	280	
TL1350	Front Loader without Bucket	1,169	
BT1200	Backhoe without Bucket	2,015	

TLB-L (Tractor Loader Backhoe)

M59	4 Post ROPS/FOPS (FCM-59) & Seat Belt	3,685	In Base Price
	Front Tire (ALR6842) 10 - 16.5 R4 IND	103	
	Rear Tire (ALR6843) 17.5L - 24 R4 IND	280	
TL1350V	Front Loader without Bucket	1,169	
	Includes factory assembled loader auxiliary hydraulic kit (TL2212)		
BT1200	Backhoe without Bucket	1,925	

TLB-B (Tractor Loader Backhoe)

M59	4 Post ROPS/FOPS (FCM-59) & Seat Belt	3,685	In Base Price
	Front Tire (ALR6842) 10 - 16.5 R4 IND	103	
	Rear Tire (ALR6843) 17.5L - 24 R4 IND	280	
TL1350	Front Loader without Bucket	1,169	
BT1200V	Backhoe without Bucket	1,925	
	Includes factory assembled backhoe auxiliary hydraulic kit (BT3921)		

TLB-LB (Tractor Loader Backhoe)

M59	4 Post ROPS/FOPS (FCM-59) & Seat Belt	3,685	In Base Price
	Front Tire (ALR6842) 10 - 16.5 R4 IND	103	
	Rear Tire (ALR6843) 17.5L - 24 R4 IND	280	
TL1350V	Front Loader without Bucket	1,169	
	Includes factory assembled loader auxiliary hydraulic kit (TL2212)		
BT1200V	Backhoe without Bucket	1,925	
	Includes factory assembled backhoe auxiliary hydraulic kits (BT3921)		

NOTE: You must order a loader bucket for all TL and TLB Packages.

For all TLB Packages, you must order appropriate backhoe buckets.

KUBOTA

M59TL/TLB

TIRES AND WHEELS (priced per piece)				Price with Tire Option	
ORDER CODE	DESCRIPTION	APPROX. SHIP WT.	SUGG. LIST PRICE	M59TL SUGG. LIST	M59TLB SUGG. LIST
ALR6842	** Front 10 -- 16.5 R4 IND	103	\$364.00	\$ 43,167.00	\$ 57,566.00
ALR6843	** Rear 17.5L -- 24 R4 IND	280	\$849.00		
ALR6845	Front 12 -- 16.5 SL R3 TURF	110	\$386.00	\$ 43,167.00	\$ 57,566.00
ALR6846	Rear 16.9L -- 24 R3 TURF	266	\$827.00		
Tractor Assembly Charges				\$445.00 Added to Invoice	\$530.00 Added to Invoice

** Standard tires.

TIRES AND WHEELS (priced per piece)				Price with Tire Option		
ORDER CODE	DESCRIPTION	APPROX. SHIP WT.	SUGG. LIST PRICE	M59TLB-L SUGG. LIST	M59TLB-B SUGG. LIST	M59TLB-LB SUGG. LIST
ALR6842	** Front 10 -- 16.5 R4 IND	103	\$364.00	\$ 58,455.00	\$ 58,990.00	\$ 59,879.00
ALR6843	** Rear 17.5L -- 24 R4 IND	280	\$849.00			
ALR6845	Front 12 -- 16.5 SL R3 TURF	110	\$386.00	\$ 58,455.00	\$ 58,990.00	\$ 59,879.00
ALR6846	Rear 16.9L -- 24 R3 TURF	266	\$827.00			
Tractor Assembly Charges				\$530.00 Added to Invoice	\$530.00 Added to Invoice	\$530.00 Added to Invoice

** Standard tires.

KUBOTA

M59TL/TLB

ORDER CODE	DESCRIPTION	APPROX. SHIP WT.	SUGGESTED LIST PRICE
---------------	-------------	---------------------	-------------------------

LOADER - MODELS TL1350 and TL1350V

Rated Lift Capacity @ Bracket Center 2,976 lbs. / Rated Breakout 5,961 lbs.
Maximum Lift Height 126.1" / Automatic Self-Leveling / Quick Coupler / Rod Type Bucket Level Indicator

QUICK-COUPLER ATTACHMENTS

A loader bucket is required for all packages

TL3421	84" HD ROUND BACK BUCKET (19.1 cu. ft. struck) (23.57 cu. ft. heaped)	538	\$921.00
TL3431	BOLT-ON CUTTING EDGE FOR 84" HD Round Back Bucket (TL3421)	93	\$255.00
M1809	PALLET FORK FRAME Requires K9058 or K9059 pallet forks	200	\$690.00
K9058	42" PALLET FORKS 2 pieces, 1 set	190	\$476.00
K9059	48" PALLET FORKS 2 pieces, 1 set	212	\$512.00
M1804	BALE SPEAR	195	\$746.00

REMOTE VALVE KIT FOR LOADER MOUNTED ATTACHMENTS

TL2212	REMOTE VALVE KIT Standard equipment for TL1350V Includes valve section, hoses, pipes, loader lever control, quick couplers, and attaching hardware.	50	\$995.00
--------	--	----	-----------------

BACKHOE – MODEL BT1200 and BT1200V

Heavy-Duty, 4-Point Rigid Mount Quick Attach
Bucket Breakout Force 7,602 Lbs. / Dipperstick Breakout Force 4,731 Lbs. / Maximum Digging Depth 12'
Dedicated Boom Swing Pump / Stabilizer Spread-Operating 89.3" / 2 Cylinder Trunion-Type Swing /
Steel Flip Pads Standard

BT1200	BACKHOE 12' Backhoe without Bucket	1925	\$14,399.00
BT1200V	BACKHOE 12' Includes factory assembled backhoe auxiliary hydraulic kit (BT3921)	1925	\$15,823.00
L9467	RUBBER STABILIZER FLIP PAD (2 Required)	34	\$79.00

You Must Order Appropriate Backhoe Bucket(s) For All TLB Packages.

M59TL/TLB

ORDER CODE	DESCRIPTION	APPROX. SHIP WT.	SUGGESTED LIST PRICE
---------------	-------------	---------------------	-------------------------

BUCKETS

DIRECT PIN-ON BUCKETS

BT2911	12", 1.92 cu ft Trenching Bucket	126	\$723.00
BT2912A	16", 2.82 cu ft Trenching Bucket	140	\$823.00
BT2913A	18", 3.9 cu ft Trenching Bucket	151	\$871.00
BT2914	24", 4.73 cu ft Trenching Bucket	172	\$1,029.00
BT2915A	30", 6.20 cu ft Trenching Bucket	205	\$1,181.00
BT2916	36", 7.67 cu ft Trenching Bucket	226	\$1,308.00

QUICK-ATTACH BUCKETS

BT4580	QUICK ATTACH COUPLER Includes 2 mounting pins, 1 locking pin and hardware.	38	\$694.00
BT4582	12 inch 1.92 cu. ft. TRENCHING BUCKET	123	\$839.00
BT4583	16 inch 2.82 cu. ft. TRENCHING BUCKET	186	\$885.00
BT4584	18 inch 3.9 cu. ft. TRENCHING BUCKET	137	\$931.00
BT4585	24 inch 4.73 cu. ft. TRENCHING BUCKET	212	\$1,099.00
BT4587	36 inch 7.67 cu. ft. TRENCHING BUCKET	267	\$1,400.00
BT4581	BUCKET HANGERS Set of 2 bucket ear blanks. Converts buckets to quick coupler style. Modification to match bucket contour required.	100	\$305.00

REMOTE VALVE KIT FOR BACKHOE MOUNTED ATTACHMENTS

BT3921	REMOTE VALVE KIT Includes right foot operated valve, hoses, pipes, brackets.	60	\$1,752.00
--------	---	----	------------

HYDRAULIC THUMB

BT4599	HYDRAULIC THUMB Requires BT1200V or BT3921 Remote Valve Kit. Compatible with pin-on or quick coupler buckets. Thumb mount bracket factory installed.	56	\$2,140.00
--------	---	----	------------

HYDRAULIC BREAKER

KXB460Q	HYDRAULIC BREAKER, 400 ft. lbs. rated Includes manual, side plates, onemoil point and one chisel point. Requires BT4580 Quick Coupler, BT3921 Remote Valve Kit, K7777 hose kit, and K7767 mount bracket.	231	\$8,285.00
K7777	HYDRAULIC BREAKER HOSE KIT Required for KXB460Q installation	16	\$423.00
K7767	HYDRAULIC BREAKER BRACKET Required for KXB460Q installation	91	\$733.00
K7773	ACCUMULATOR CHARGE KIT Required for hydraulic breaker maintenance only. Only one kit is required for servicing all breakers.	5	\$985.00

KUBOTA

M59TL/TLB

ORDER CODE	DESCRIPTION	APPROX. SHIP WT.	SUGGESTED LIST PRICE
---------------	-------------	---------------------	-------------------------

HYDRAULICS KITS FOR REAR ATTACHMENTS (To be used with Backhoe removed on a Tractor/Loader)

TL9407	TOP-N-TILT KIT Includes cylinders and hoses. Requires the L3995 Rear Remote valve kit. The TL9407 makes use of 2 of the 3 rear remote valves (L3995).	50	\$1,130.00
L3995	REMOTE VALVE KIT FOR REAR ATTACHMENTS Consists of 3 Float Detent Valves, L-Series Style Female Quick Couplers, Quick Couplers mount on Right Side Rear ROPS Post, Three Control Levers directly connected to valves. L3995 valve kit is required for installation of the TL9407 Top-N-Tilt kit.	64	\$2,324.00

OPTIONAL EQUIPMENT

L3951	3-point Linkage Kit	86	\$754.00
L9475	Drawbar Kit	13	\$214.00
L9496G	Drawbar Clevis	8	\$67.00
M2862	Hood Guard Kit	26	\$226.00
L7451	Precleaner Kit	8	\$214.00
L9476	Tool Box Kit	10	\$90.00
L8045	Work Light Kit ROPS Mount (2 per Kit)	10	\$157.00
LM8124	Wheel Weights (Max. 3 weights per wheel) Set of 2 (103 lbs. each) Requires (1) LM8125 and M8121 for 2nd / 3rd set.	206	\$279.00
LM8125A	Bolt kit (For Pair of LM8124)	5	\$67.00
M8121A	Bolt Kit (For 2nd / 3rd set of LM8124)	3	\$21.00

Available from Parts:

70000-00297

Block Heater

Loader/Landscaper Series Implement/Attachment Chart

LOADER / LANDSCAPERS SERIES IMPLEMENT/ATTACHMENT CHART

	MODEL	B26	L39-1	L45	M59
ATTACHMENTS	Remote Valve Kit For Rear Attachments	B8027 ①	L9553	L9553A	L3995
	3-point Linkage Kit	B3941	L3961	L3961	L3951
	3Pt Top and Tilt Kit	B8039 ①	L9554 ④	L9554 ④	TL9407 ⑤
	Backhoe Quick Attach Coupler	BT1970	BT4550	BT4550	BT4580
	Backhoe Stabilizer Flip Pad	L9467	L9467	L9467	L9467
	Backup Alarm Kit	B8011	L8046	(STD)	(STD)
	Block Heater (Front Plug)	70000-73274	70000-00297	70000-00297	70000-00297
	Bolt-on Cutting Edge	TL2143 ⑥	TL1748 ⑥	TL1748 ⑥	TL3431 ⑥
	Drawbar Kit	B8036	L9475	L9475	L9475
	Drawbar Clevis	N/A	L9496G	L9496G	L9496G
	Horn Kit	L8043	L8043	L8043	(STD)
	Pallet Forks	L2238 (Frame) ②	M1809 (Frame) ③	M1809 (Frame) ③	M1809 (Frame) ③
	Precleaner Kit	N/A	L9477	L9477	L7451
	Remote Valve Kit For Backhoe Mounted Attachments	BTB405	BT3911	BT3911	BT3921
	Remote Valve Kit For Loader Mounted Attachments	TL2141	TL1715A	TL2211	BT2212
	ROPS / FOPS	FCB-26 (STD)	FCL-39-2 (STD)	FCL-45 (STD)	FCM-59 (STD)
	Tool Box	B8012	L9476	L9476	L9476
	Working Light (2) - Front/Rear	L8045 ROPS Frame Mount	L8045 ROPS Frame Mount	L8045 ROPS Frame Mount	L8045 ROPS Frame Mount
	Working Light (2) - Rear	N/A	L8044 Canopy Mount	L8044 Canopy Mount	L8044 Canopy Mount
IMPLEMENTS	Ballast Box	B1860	M8180	M8180	M8180
	Hydraulic Breaker	KXB310Q ⑦	KXB360Q ⑦	KXB360Q ⑦	KXB460Q ⑦
	Rear Blade	B2004	N/A	N/A	N/A
	Rear Mount Mower	RFM-60	N/A	N/A	N/A
	Rotary Tiller	FL1021C, FL1271C	FL1521C	FL1521C	N/A
	Transmission Type	HST (Hydrostatic)	GST (Glide Shift)	HST Plus	HST Plus

① Requires B8028 valve sections.

② Requires K9048 36" pallet forks

③ Requires K9058 42" or K9059 48" pallet forks

④ Requires L9553 / L9553A 3-spool remote valve kit for rear attachments.

⑤ Requires L3995 3-spool remote valve kit for rear attachments

⑥ Replacement cutting edge for heavy-duty round back bucket only

⑦ Requires quick attach coupler, remote valve kit for backhoe mounted attachments, hose kit, and bracket.

Loader/Landscaper Series Implements

ORDER CODE	DESCRIPTION	APPROX. SHIP WT.	SUGGESTED LIST PRICE
---------------	-------------	---------------------	-------------------------

BALLAST BOX - An optional 3-point Linkage Kit is required for all Ballast Box installations

B8160	Ballast Box for BX, B Series, B21, and B26 400 lbs. capacity dry sand. The total weight of the ballast box with sand is 500 lbs.	100	\$245.00
L8170	Ballast Box for L Series, L35, and L45 845 lb. capacity dry sand. The total weight of the ballast box with sand is 1000 lb.	102	\$449.00
M8180	Ballast Box for L39, L48, M59, and all M-Series Tractors 1280 lb. capacity dry sand. The total weight of the ballast box with sand is 1500 lb.	102	\$593.00

BOX SCRAPERS

L7560	L7560 60" Cutting Width for L35 11.0 cu. ft. capacity	440	\$907.00
L7565A	65" Cutting Width for L35, Hydraulic 21.3 cu. ft. capacity/ 6 scarifiers Requires one L9434 Hose Kit and one L9433A Aux. Hyd Kit	884	\$2,390.00

REAR MOUNT SNOWBLOWER

B2515	Electric Chute Rotator	8	\$434.00
B2516	Electric Chute deflector	8	\$597.00

ROTARY TILLER

FL1021C	40" Cutting Width for B21 Offset or Center Mounted/ Skid Shoe Depth Control/17.3" Diameter Rotor	466	\$2,719.00
FL1021RC	40" Cutting Width for B21 Reverse Cutting Rotation /Offset or Center Mounted/ Skid Shoe Depth Control/ 17.3" Diameter Rotor	500	\$2,861.00
FL1521C	60" Cutting Width for L35 Offset or Center Mounted / Friction Slip Clutch/ Skid Shoe Depth Control	625	\$3,727.00

Loader/Landscaper Series Implements

ORDER		APPROX.	SUGGESTED
CODE	DESCRIPTION	SHIP WT.	LIST PRICE

TRENCHER (B21)

B5550A	* General Purpose Trencher for B21 Pre-assembled with three foot (3') H.D. Boom & Tip; H.D. Chain with 8" Digging bits. Included is one set each of 10" and 12" Bits assembled onto chain, but inverted, providing 8 inch cutting width. Just turn around for either 10" or 12" widths. Includes Crumber Assembly. Requires B8044 Mounting Kit and B2116 Hyd. Kit.	750	\$7,397.00
B8044	* Valve Mounting Kit	20	\$111.00

* Subject to availability.

REPLACEMENT BIT SETS

B5519	* 4" Bit Set	11	\$158.00
B5529	* 6" Bit Set	12	\$152.00
B5549	* 10" Bit Set	17	\$204.00
B5559	* 12" Bit Set	25	\$243.00

* Subject to availability.

KUBOTA

Loader/Landscaper Series Replacement Engines

ORDER CODE	DESCRIPTION	APPROX. SHIP WT.	SUGGESTED LIST PRICE
REPLACEMENT ENGINES FOR LOADER/LANDSCAPER SERIES			
<u>TIER II</u>			
D1005E2B21	Replacement engine for B21	275	\$3,533.00
D1105E2BB	Replacement engine for B26	275	\$3,736.00
D1703E2TLB	Replacement engine for L35	550	\$4,846.00
D1803E2TLB	Replacement engine for L39	550	\$5,048.00
V2403M2TLB	Replacement engine for L48	500	\$5,250.00
<u>TIER IV</u>			
D1005E3B21	Replacement engine for B21	275	\$3,639.00
D1105E3TLB	Replacement engine for B26	275	\$3,983.00
<u>INTERIM TIER IV</u>			
D1803M3TLB	Replacement engine for L39-1	550	\$5,200.00
V2203E3TLB	Replacement engine for L45	500	\$5,200.00
V2403T3TLB	Replacement engine for M59	524	\$5,732.00

WHOLEGOODS PRICE LIST EFFECTIVE MARCH 1, 2013

NOTE: Tire prices appear per piece.

L SERIES

	PAGE NUMBER	MODEL	PTO HP	SUGGESTED LIST PRICE
STANDARD L SERIES	6-5	L3200F	26.7	\$13,191.00
	6-6	L3200DT	26.7	\$15,298.00
	6-7	L3200HST	25.2	\$16,533.00
	6-8	L3800F	31.5	\$15,292.00
	6-9	L3800DT	31.5	\$17,244.00
	6-10	L3800HST	30.0	\$18,480.00
	6-11	L4600F	38.3	\$15,629.00
	6-12	L4600DT	38.3	\$21,781.00
	6-13	L4600HST	36.8	\$23,430.00
	6-14	Standard L Series Attachment Chart		
	6-15	Standard L Series Dealer Installed Options		
GRAND L60 SERIES	6-22	L3560DT	29.5	\$22,990.00
	6-23	L3560GST	29.5	\$24,100.00
	6-24	L3560HST	28.0	\$24,580.00
	6-25	L3560HSTC	28.0	\$32,646.00
	6-26	L4060DT	34.0	\$26,009.00
	6-27	L4060GST	34.0	\$27,119.00
	6-28	L4060HST	32.5	\$27,599.00
	6-29	L4060HSTC	32.5	\$35,665.00
	6-30	L4760GST	41.0	\$32,511.00
	6-31	L4760HST	39.5	\$32,991.00
	6-32	L4760HSTC	39.5	\$41,057.00
	6-33	L5060GST	44.0	\$33,341.00
	6-34	L5460HST	46.5	\$34,817.00
	6-35	L5460HSTC	46.5	\$42,883.00
	6-36	L6060HST	53.0	\$36,726.00
	6-37	L6060HSTC	53.0	\$44,792.00
	6-38	Grand L60 Attachment Chart		
	6-39	Grand L60 Dealer Installed Options		
GRAND L40 SERIES	6-44	L3240F-1*/-2/-3	26.5	\$18,201.00
	6-45	L3240DT-1*/-2/-3	26.5	\$19,948.00
	6-46	L3240GST-1*/-2/-3	26.5	\$21,091.00
	6-47	L3240HST-1*/-2/-3	25	\$21,586.00
	6-48	L3240HSTC-1/-3	25	\$28,951.00
	6-49	L3540GST-1*/-2/-3	29.5	\$22,410.00
	6-50	L3540HST-1*/-2/-3	28	\$22,904.00
	6-51	L3540HSTC-1/-3	28	\$30,270.00
	6-52	L3940DT-1*/-2/-3	33	\$23,441.00
	6-53	L3940GST-1*/-2/-3	33	\$24,584.00
	6-54	L3940HST-1*/-2/-3	31.5	\$25,078.00
	6-55	L3940HSTC-1/-3	31.5	\$32,444.00

* Subject to availability.

L SERIES

	PAGE NUMBER	MODEL	PTO HP	SUGGESTED LIST PRICE
GRAND L40 SERIES (CONT.)	6-56	L4240DT-1*/-2/-3	36.5	\$25,284.00
	6-57	L4240GST-1*/-2/-3	36.5	\$26,428.00
	6-58	L4240HST-1*/-2/-3	35	\$26,922.00
	6-59	L4240HSTC-1/-3	35	\$34,288.00
	6-60	L4740GST-1*/-2/-3	41.5	\$28,694.00
	6-61	L4740HST-1*/-2/-3	40	\$29,188.00
	6-62	L4740HSTC-1/-3	40	\$36,554.00
	6-63	L5040GST-1*/-2/-3	44	\$30,537.00
	6-64	L5240HST-1*/-2/-3	45	\$31,274.00
	6-65	L5240HSTC-1/-3	45	\$38,639.00
	6-66	L5740HST-1*/-2/-3	50	\$32,520.00
	6-67	L5740HSTC-1/-3	50	\$39,886.00
	6-68	Grand L-40 Series Attachment Chart		
	6-69	Grand L-40 Series Dealer Installed Options		
L SERIES IMPLEMENTS	6-73	Std. L Series Implement Matching Chart		
	6-73	Grand L-40 Implement Matching Chart		
	6-75	Std. L-Series Loader Matching Chart		
	6-75	Grand L-40 Loader Matching Chart		
	6-77	Std. L-Series Loaders		
	6-78	L-Series Loaders		
	6-79	Std. L-Series Replacement Loader Attachments		
	6-82	L-Series Loader Attachments		
	6-83	Grand L-40 Loaders		
	6-89	L-Series Backhoes		
	6-95	L-Series Mowers		
	6-96	L-Series Rotary Tillers		
	6-98	L-Series Blades		
	6-100	L-Series Snowblowers		
	6-104	L-Series Rotary Sweeper		
	6-108	L-Series Replacement Engines		
	6-113	Prior Models		

* Subject to availability.

This page intentionally left blank.

L3200F

*** EQUIPMENT IN STANDARD MACHINE ***

DIESEL ENGINE

Model #D1503-M-E3-LB2-BB
Interim Tier IV Engine
Indirect Injection (E-TVCS)
3 Cyl. 91.5 cu. in.
+ 30.4 Net Eng. HP
+ 26.7 F/DT PTO HP
@ 2800 Eng. rpm
12V - 490 CCA Battery
Charging Output 40 Amps

DRIVE TRAIN

Sliding Gear Constant Mesh
8 Forward Speeds
4 Reverse Speeds
Multiple Wet Disc Brakes
Clutch – Single Dry Plate
Differential Lock

POWER TAKE OFF

Transmission Driven with
Overrunning Clutch
Rear PTO – 1 Speed
Speed - 540 @ 2430 Eng. rpm
SAE Std. 1 3/8" Six Spline

DASH INSTRUMENTS

Tachometer w/Hour Meter
Fuel Gauge
Temperature Gauge

SAFETY EQUIPMENT

ROPS w/Retractable Seat Belt
PTO Shield
Safety Start Switches
Electric Key Shut-off
Mechanical Wet Disc Brakes
Parking Brakes
SMV Sign

HYDRAULICS

Open Center Gear Type
6.5 gpm Remote/3 Pt. Hitch
4.0 gpm Power Steering
10.5 Total gpm
Cat I 3-point Hitch
At lift Point 1998 lbs.
24" Behind 1435 lbs.

FLUID CAPACITY

Fuel Tank 10.0 gal
Cooling System 6.3 qts.
Crankcase 6.0 qts.
Transmission and
Hydraulics 7.1 gal

OPERATOR STATION

Color Coded Controls
Wide Platform Steps
High Back Seat with Adjustable
Suspension
Operator Presence Control

FRONT AXLE

Integral Power Steering, 2WD
Tubular Steel Beam
Tread Spacing, Nonadjustable

DIMENSIONS

Overall Height w/ROPS 91.7"
Overall Length w/3pt 119.1"
Wheel Base 63.3"
Crop Clearance 15.0"

TIRES AND WHEELS

Front 5.0 x 15 F2
Rear 11.2 x 24

+ Manufacturer Estimate

ORDER CODE	DESCRIPTION	APPROX. SHIP WT.	SUGGESTED LIST PRICE
*** STANDARD MACHINE ***			

L3200F	2WD TRACTOR with 2 Post Foldable ROPS w/Retractable Seat Belt Folded Height 72.8"	2158	\$ 13,191.00
---------------	--	------	--------------

L3200F		Price with Tire Option		
TIRES AND WHEELS (priced per piece)		APPROX SHIP WT.	SUGG. LIST PRICE	SUGG. LIST
ALR8865**	F-TIRE 5-15 F2 Steel Bias CA	28	\$ 123.00	\$13,191.00
ALR9494**	R-TIRE 11.2-24 R1 Hi Pwr Lug 2.94"offset	162	\$ 435.00	
ALR8852A	F-TIRE 7.5L-15 FIRESTONE F2 CHAMPION	64	\$ 194.00	\$13,333.00
ALR9494	R-TIRE 11.2-24 R1 Hi Pwr Lug 2.94"offset	162	\$ 435.00	
ALR8890A	F-TIRE 23x8.5-12 R3 TF Steel Bias AA	32	\$ 165.00	\$13,261.00
ALR8804A ①	R-TIRE 13.6-16 R3 TF Steel Bias AA	127	\$ 428.00	

① Not compatible with L8066A Wheel Weights.

** Standard tires.

L3200DT

*** EQUIPMENT IN STANDARD MACHINE ***

DIESEL ENGINE

Model #D1503-M-E3-LB2-BB
Interim Tier IV Engine
Indirect Injection (E-TVCS)
3 Cyl. 91.5 cu. in.
+ 30.4 Net Eng. HP
+ 26.7 PTO HP
@ 2800 Eng. rpm
12V - 490 CCA Battery
Charging Output 40 Amps

HYDRAULICS

Open Center — Gear Type Single Pump
6.5 gpm Remote/3 Pt. Hitch
4.0 gpm for Power Steering
10.5 Total gpm
Cat I 3-point Hitch
At lift Point 1998 lbs.
24" Behind 1435 lbs.

FRONT AXLE

Integral Power Steering
Bevel Gear, 4WD
Cast Iron
Tread Spacing, Nonadjustable

+ Manufacturer Estimate

DRIVE TRAIN

Sliding Gear Constant Mesh
8 Forward Speeds
4 Reverse Speeds
Multiple Wet Disc Brakes
Clutch — Single Dry Plate
Differential Lock

DASH INSTRUMENTS

Tachometer w/Hour Meter
Fuel Gauge
Temperature Gauge

FLUID CAPACITY

Fuel Tank 10.0 gal.
Cooling System 6.3 qts.
Crankcase 6.0 qts.
Transmission and Hydraulics 7.3 gal.
Front Axle 4.8 qts.

DIMENSIONS

Overall Height w/ROPS 91.7"
Overall Length w/3pt 114.8"
Wheel Base 63.3"
Crop Clearance 13.6"

POWER TAKE OFF

Transmission Driven with Over-running Clutch
540 Rear PTO — 1 Speed
Speed - 540 @ 2430 Eng. rpm
SAE Std 1 3/8" Six Spline

SAFETY EQUIPMENT

ROPS w/Retractable Seat Belt
PTO Shield
Safety Start Switches
Mechanical Wet Disc Brakes
Parking Brakes
SMV Sign
Electric Key Shut-off

OPERATOR STATION

Color Coded Controls
Wide Platform Steps
High Back Seat with Adjustable Suspension
Operator Presence Control System

TIRES AND WHEELS

Front 7.00 x 16 R1
Rear 11.2 x 24 R1

ORDER CODE	DESCRIPTION	APPROX. SHIP WT.	SUGGESTED LIST PRICE
*** STANDARD MACHINE ***			
L3200DT	4WD TRACTOR with 2 Post Foldable ROPS w/Retractable Seat Belt Folded Height 72.8"	2308	\$ 15,298.00

L3200DT		Price with Tire Option		
TIRES AND WHEELS (priced per piece)		APPROX SHIP WT.	SUGG. LIST PRICE	SUGG. LIST
ALR8866D**	F-TIRE 7.2-16 POWER TORQUE 8PR R1	56	\$ 262.00	\$15,298.00
ALR9494**	R-TIRE 11.2-24 R1 Hi Pwr Lug 2.94"offset	162	\$ 435.00	
ALR8893A	F-TIRE 25x8.5-14 R3 TF Steel Bias CA	38	\$ 207.00	\$15,174.00
ALR8804A ①	R-TIRE 13.6-16 R3 TF Steel Bias AA	127	\$ 428.00	
AMR8977A	F-TIRE 27x8.50-15 R4 Titan Trac Ldr TL	53	\$ 251.00	\$15,952.00
ALR8809 ①	R-TIRE 15-19.5 R4 Trac Ldr 3.6"offset	201	\$ 773.00	

① Not compatible with L8066A Wheel Weights.

** Standard tires.

L3200HST

*** EQUIPMENT IN STANDARD MACHINE ***

DIESEL ENGINE

Model #D1503-M-E3-LB3-BB
Interim Tier IV Engine
Indirect Injection (E-TVCS)
3 Cyl. 91.5 cu. in.
+ 30.4 Net Eng. HP
+ 25.2 PTO HP
@ 2800 Eng. rpm
12V - 490 CCA Battery
Charging Output 40 Amps

HYDRAULICS

Open Center — Gear Type Single Pump
6.5 gpm Remote/3 Pt. Hitch
4.0 gpm for Power Steering
10.5 Total gpm
Cat I 3-point Hitch
At lift Point 1998 lbs.
24" Behind 1435 lbs.

FRONT AXLE

Integral Power Steering
Bevel Gear, 4WD
Cast Iron
Tread Spacing, Nonadjustable

+ Manufacturer Estimate

DRIVE TRAIN

Hydrostatic Drive
3 Speed L-M-H
Multiple Wet Disc Brakes
Clutch — Dry Type / Single Stage
Differential Lock

DASH INSTRUMENTS

Tachometer w/Hour Meter
Fuel Gauge
Temperature Gauge

FLUID CAPACITY

Fuel Tank 10.0 gal.
Cooling System 6.3 qts.
Crankcase 6.0 qts.
Transmission and Hydraulics 6.2 gal.
Front Axle 4.8 qts.

DIMENSIONS

Overall Height w/ROPS 91.7"
Overall Length w/3pt 114.8"
Wheel Base 63.3"
Crop Clearance 13.6"

POWER TAKE OFF

Live Continuous Running
540 Rear PTO — 1 Speed
Speed - 540 @ 2430 Eng. rpm
SAE Std 1 3/8" Six Spline

SAFETY EQUIPMENT

ROPS w/Retractable Seat Belt
PTO Shield
Safety Start Switches
Mechanical Wet Disc Brakes
Parking Brakes
SMV Sign
Turn Signals / Hazard Lights
Electric Key Shut-off

OPERATOR STATION

Color Coded Controls
Wide Platform Step
High Back Seat with Adjustable Suspension
Operator Presence Control System
Cruise Control (Optional)
Cup Holder

TIRES AND WHEELS

Front 7.00 x 16 R1
Rear 11.2 x 24 R1

ORDER CODE	DESCRIPTION	APPROX. SHIP WT.	SUGGESTED LIST PRICE
*** STANDARD MACHINE ***			
L3200HST	4WD TRACTOR with 2 Post Foldable ROPS w/Retractable Seat Belt Folded Height 72.8"	2322	\$ 16,533.00

L3200HST		Price with Tire Option		
TIRES AND WHEELS (priced per piece)		APPROX SHIP WT.	SUGG. LIST PRICE	SUGG. LIST
ALR8866D**	F-TIRE 7.2-16 POWER TORQUE 8PR R1	56	\$ 262.00	\$16,533.00
ALR9494**	R-TIRE 11.2-24 R1 Hi Pwr Lug 2.94"offset	162	\$ 435.00	
ALR8893A	F-TIRE 25x8.5-14 R3 TF Steel Bias CA	38	\$ 207.00	\$16,409.00
ALR8804A ①	R-TIRE 13.6-16 R3 TF Steel Bias AA	127	\$ 428.00	
AMR8977A	F-TIRE 27x8.50-15 R4 Titan Trac Ldr TL	53	\$ 251.00	\$17,187.00
ALR8809 ①	R-TIRE 15-19.5 R4 Trac Ldr 3.6"offset	201	\$ 773.00	

① Not compatible with L8066A Wheel Weights.

** Standard tires.

L3800F

*** EQUIPMENT IN STANDARD MACHINE ***

DIESEL ENGINE

Model #D1803-M-E3-LB4-BB
Interim Tier IV Engine
Indirect Injection (E-TVCS)
3 Cyl. 111.4 cu. in.
+ 35.9 Net Eng. HP
+ 31.5 PTO HP
@ 2700 Eng. rpm
12V – 490 CCA Battery
Charging Output 40 Amps

HYDRAULICS

Open Center - Gear Type
6.3 gpm Remote/3 Pt. Hitch
3.8 gpm for Power Steering
10.1 Total gpm
Cat I 3-point Hitch
At lift Point 1998 lbs.
24" Behind 1435 lbs.

FRONT AXLE

Integral Power Steering, 2WD
Tubular Steel Beam
Tread Spacing, Nonadjustable

+ Manufacturer Estimate

DRIVE TRAIN

Sliding Gear Constant Mesh
8 Forward Speeds
4 Reverse Speeds
Multiple Wet Disc Brakes
Clutch – Dual Clutch, Dry Plates
Differential Lock

DASH INSTRUMENTS

Tachometer w/Hour Meter
Fuel Gauge
Temperature Gauge

FLUID CAPACITY

Fuel Tank 10.0 gal.
Cooling System 6.3 qts.
Crankcase 7.5 qts.
Transmission and Hydraulics 7.1 gal.

DIMENSIONS

Overall Height w/ROPS 91.7"
Overall Length w/3pt 119.1"
Wheel Base 63.3"
Crop Clearance 15.0"

POWER TAKE OFF

Live-Continuous Running (Dual Clutch)
540 rpm Rear PTO – 1 Speed
Speed - 540 @ 2425 Eng. rpm
SAE Std 1 3/8" Six Spline

SAFETY EQUIPMENT

ROPS w / Retractable Seat Belt
PTO Shield
Safety Start Switches
Mechanical Wet Disc Brakes
Parking Brakes
SMV Sign
Electric Key Shut-off

OPERATOR STATION

Color coded controls
Wide platform steps
High Back Seat with Adjustable Suspension
Operator Presence Control

TIRES AND WHEELS

Front 5.00 x 15 F2
Rear 11.2 x 24 R1

ORDER CODE	DESCRIPTION	APPROX. SHIP WT.	SUGGESTED LIST PRICE
*** STANDARD MACHINE ***			
L3800F	2WD TRACTOR with 2 Post Foldable ROPS w/Retractable Seat Belt Folded Height 72.8"	2198	\$ 15,292.00

L3800F		Price with Tire Option		
TIRES AND WHEELS (priced per piece)		APPROX SHIP WT.	SUGG. LIST PRICE	SUGG. LIST
ALR8865**	F-TIRE 5-15 F2 Steel Bias CA	28	\$ 123.00	\$15,292.00
ALR9494**	R-TIRE 11.2-24 R1 Hi Pwr Lug 2.94"offset	162	\$ 435.00	
ALR8852A	F-TIRE 7.5L-15 FIRESTONE F2 CHAMPION	64	\$ 194.00	\$15,434.00
ALR9494	R-TIRE 11.2-24 R1 Hi Pwr Lug 2.94"offset	162	\$ 435.00	
ALR8890A	F-TIRE 23x8.5-12 R3 TF Steel Bias AA	32	\$ 165.00	\$15,362.00
ALR8804A	① R-TIRE 13.6-16 R3 TF Steel Bias AA	127	\$ 428.00	

① Not compatible with L8066A Wheel Weights.

** Standard tires.

L3800DT

*** EQUIPMENT IN STANDARD MACHINE ***

DIESEL ENGINE

Model #D1803-M-E3-LB2-BB
Interim Tier IV Engine
Indirect Injection (E-TVCS)
3 Cyl. 111.4 cu. In.
+ 35.9 Net Eng. HP
+ 31.5 PTO HP
@ 2700 Eng. Rpm
12V – 490 CCA Battery
Charging Output 40 Amps

HYDRAULICS

Open Center — Gear Type
6.3 gpm Remote/3 Pt. Hitch
3.8 gpm for Power Steering
10.1 Total gpm
Cat I 3-point Hitch
At lift Point 1998 lbs.
24" Behind 1435 lbs.

FRONT AXLE

Integral Power Steering
Bevel Gear, 4WD
Cast Iron
Tread Spacing, Nonadjustable

+ Manufacturer Estimate

DRIVE TRAIN

Sliding Gear Constant Mesh
8 Forward Speeds
4 Reverse Speeds
Multiple Wet Disc Brakes
Clutch – Dual Clutch, Dry Plates
Differential Lock

DASH INSTRUMENTS

Tachometer w/Hour Meter
Fuel Gauge
Temperature Gauge

FLUID CAPACITY

Fuel Tank 10.0 gal.
Cooling System 6.3 qts.
Crankcase 7.5 qts.
Transmission and Hydraulics 7.3 gal.
Front Axle 4.8 qts

DIMENSIONS

Overall Height w/Rops 91.7"
Overall Length w/3pt 114.8"
Wheel Base 63.3"
Crop Clearance 13.6"

POWER TAKE OFF

Live-Continuous Running (Dual Clutch)
Speed - 540 @ 2425 Eng. rpm
540 rpm Rear PTO – 1 Speed
SAE Std 1 3/8" Six Spline

SAFETY EQUIPMENT

ROPS w / Retractable Seat Belt
PTO Shield
Safety Start Switches
Mechanical Wet Disc Brakes
Parking Brakes
SMV Sign
Electric Key Shut-off

OPERATOR STATION

Color coded controls
Wide platform steps
High Back Seat with Adjustable Suspension
Operator Presence Control System

TIRES AND WHEELS

Front 7.2 x 16 R1
Rear 11.2 x 24 R1

ORDER CODE	DESCRIPTION	APPROX. SHIP WT.	SUGGESTED LIST PRICE
*** STANDARD MACHINE ***			
L3800DT	4WD TRACTOR with 2 Post Foldable ROPS w/Retractable Seat Belt Folded Height 72.8"	2343	\$ 17,244.00

L3800DT		Price with Tire Option		
TIRES AND WHEELS (priced per piece)		APPROX SHIP WT.	SUGG. LIST PRICE	SUGG. LIST
ALR8866D**	F-TIRE 7.2-16 POWER TORQUE 8PR R1	56	\$ 262.00	\$17,244.00
ALR9494**	R-TIRE 11.2-24 R1 Hi Pwr Lug 2.94" offset	162	\$ 435.00	
ALR8893A	F-TIRE 25x8.5-14 R3 TF Steel Bias CA	38	\$ 207.00	\$17,120.00
ALR8804A ①	R-TIRE 13.6-16 R3 TF Steel Bias AA	127	\$ 428.00	
AMR8977A	F-TIRE 27x8.50-15 R4 Titan Trac Ldr TL	53	\$ 251.00	\$17,898.00
ALR8809 ①	R-TIRE 15-19.5 R4 Trac Ldr 3.6" offset	201	\$ 773.00	

① Not compatible with L8066A Wheel Weights.

** Standard tires.

L3800HST

*** EQUIPMENT IN STANDARD MACHINE ***

DIESEL ENGINE

Model #D1803-M-E3-LB5-BB
Interim Tier IV Engine
Indirect Injection (E-TVCS)
3 Cyl. 111.4 cu. In.
+ 35.9 Net Eng. HP
+ 30.0 PTO HP
@ 2700 Eng. rpm
12V – 490 CCA Battery
Charging Output 40 Amps

HYDRAULICS

Open Center - Gear Type
6.3 gpm Remote/3 Pt. Hitch
3.8 gpm for Power Steering
10.1 Total gpm
Cat I 3-point Hitch
At lift Point 1998 lbs.
24" Behind 1435 lbs.

FRONT AXLE

Integral Power Steering
Bevel Gear, 4WD
Cast Iron
Tread Spacing,
Nonadjustable

+ Manufacturer Estimate

DRIVE TRAIN

Hydrostatic Drive
3 Speeds L-M-H
Multiple Wet Disc Brakes
Clutch – Dry Type / Single Stage
Differential Lock

DASH INSTRUMENTS

Tachometer w/Hour Meter
Fuel Gauge
Temperature Gauge

FLUID CAPACITY

Fuel Tank	10.0 gal.
Cooling System	6.3 qts.
Crankcase	7.5 qts.
Transmission and Hydraulics	6.2 gal.
Front Axle	4.8 qts

DIMENSIONS

Overall Height w/Rops	91.7"
Overall Length w/3pt	114.8"
Wheel Base	63.3"
Crop Clearance	13.6"

POWER TAKE OFF

Live-Continuous Running
Speed - 540 @ 2425 Eng. rpm
540 rpm Rear PTO – 1 Speed
SAE Std 1 3/8" Six Spline

SAFETY EQUIPMENT

ROPS w / Retractable Seat Belt
PTO Shield
Safety Start Switches
Mechanical Wet Disc Brakes
Parking Brakes
SMV Sign
Turn Signals / Hazard Lights
Electric Key Shut-off

OPERATOR STATION

Color coded controls
Wide platform steps
High Back Seat with Adjustable Suspension
Operator Presence Control System
Optional Cruise Control
Cup Holder

TIRES AND WHEELS

Front 7.2 x 16 R1
Rear 11.2 x 24 R1

ORDER CODE	DESCRIPTION	APPROX. SHIP WT.	SUGGESTED LIST PRICE
*** STANDARD MACHINE ***			
L3800HST	4WD TRACTOR with 2 Post Foldable ROPS w/Retractable Seat Belt Folded Height 72.8"	2381	\$ 18,480.00

L3800HST		Price with Tire Option		
TIRES AND WHEELS (priced per piece)		APPROX SHIP WT.	SUGG. LIST PRICE	SUGG. LIST
ALR8866D**	F-TIRE 7.2-16 POWER TORQUE 8PR R1	56	\$ 262.00	\$18,480.00
ALR9494**	R-TIRE 11.2-24 R1 Hi Pwr Lug 2.94"offset	162	\$ 435.00	
ALR8893A	F-TIRE 25x8.5-14 R3 TF Steel Bias CA	38	\$ 207.00	\$18,356.00
ALR8804A ①	R-TIRE 13.6-16 R3 TF Steel Bias AA	127	\$ 428.00	
AMR8977A	F-TIRE 27x8.50-15 R4 Titan Trac Ldr TL	53	\$ 251.00	\$19,134.00
ALR8809 ①	R-TIRE 15-19.5 R4 Trac Ldr 3.6"offset	201	\$ 773.00	

① Not compatible with L8066A Wheel Weights.

** Standard tires.

L4600F

*** EQUIPMENT IN STANDARD MACHINE ***

DIESEL ENGINE

Model # V2203-M-E3-LB3
Interim Tier IV Engine
Indirect Injection (E-TVCS)
4 Cyl. 134.1 cu. in.
+ 43.8 Net Eng. HP
+ 38.3 PTO HP
@ 2600 Eng. rpm
Radial Air Flow Cooling
12V, 582A CCA
Charging Output 40 Amps
Dual Air Cleaner Element

HYDRAULICS

Open Center
Tandem Pumps Gear Type
8.4 gpm Remote/3 Pt. Hitch
5.1 gpm for Power Steering
13.5 Total gpm
Cat I 3-point Hitch
At lift Point 2870 lbs.
24" Behind 2320 lbs.

FRONT AXLE

Hydrostatic Power Steering
Bevel Gear, Cast Iron
Tread Spacing, nonadjustable

DRIVE TRAIN

Synchro Shuttle with Constant
Mesh Gear Shift Transmission
8 Forward Speeds
8 Reverse Speeds
Multiple Wet Disc Brakes
Clutch – Dry Type Single Stage
Differential Lock

DASH INSTRUMENTS

Tachometer w/Hour Meter
Fuel Gauge
Temperature Gauge

FLUID CAPACITY

Fuel Tank 12.7 gal.
Cooling System 6.9 qts.
Crankcase 8.0 qts.
Transmission and
Hydraulics 10.6 gal.

DIMENSIONS

Overall Height w/ROPS 91.7"
Overall Length w/3pt 130.0"
Wheel Base 72.8"
Crop Clearance 16.3"

POWER TAKE OFF

Live Independent Hydraulic PTO
w/PTO brake
540 rpm Rear PTO – 1 Speed
Speed - 540 @ 2475 Eng. rpm
SAE Std 1 3/8" Six Spline

SAFETY EQUIPMENT

Foldable ROPS w / Retractable
Seat Belt
PTO Shield
Safety Start Switches
Mechanical Wet Disc Brakes
Parking Brakes
Turn Signals
SMV Sign
Hazard Lights
Electric Key Shutoff

OPERATOR STATION

Color Coded Controls
Wide Platform Steps
High Back Seat with Adjustable Suspension
Operator Presence Control System
Cup Holder

TIRES AND WHEELS

Front 7.5L - 15 F2
Rear 14.9 - 24 R1

+ Manufacturer Estimate

ORDER CODE	DESCRIPTION	APPROX. SHIP WT.	SUGGESTED LIST PRICE
*** STANDARD MACHINE ***			
L4600F	2WD Tractor 2 Post Foldable ROPS with Retractable Seat Belt		\$ 15,629.00

L4600F		Price with Tire Option		
TIRES AND WHEELS (priced per piece)		APPROX. SHIP WT.	SUGG. LIST PRICE	SUGG. LIST
ALR8852A**	F-TIRE 7.5L-15 FIRESTONE F2 CHAMPION	64	\$ 194.00	\$15,629.00
ALR6811A**	R-TIRE 14.9-24 R1 Firestone (SAT) II	207	\$ 637.00	
ALR8868	F-TIRE 27X8.5 R3 TF Steel Bias CA	44	\$ 215.00	\$16,047.00
ALR6803	R-TIRE 44x18-20 R3 Titan MultiTrac 6stud	229	\$ 825.00	

** Standard tires.

L4600DT

*** EQUIPMENT IN STANDARD MACHINE ***

DIESEL ENGINE

Model # V2203-M-E3-LB3
4 Cyl. 134.1 cu. in.
+ 43.8 Net Eng. HP
+ 38.3 PTO HP
@ 2600 Eng. rpm
Interim Tier IV Engine
Indirect Injection (E-TVCS)
Radial Air Flow Cooling
12V, 582A CCA
Charging Output 40 Amps
Electric Key Shutoff
Dual Air Cleaner Element

HYDRAULICS

Open Center
Tandem Pump Gear Type
8.4 gpm Remote/3 Pt. Hitch
5.1 gpm for Power Steering
13.5 Total gpm
Cat I 3-point Hitch
At lift Point 2870 lbs.
24" Behind 2320 lbs.

+ Manufacturer Estimate

FRONT AXLE

Hydrostatic Power Steering
Bevel Gear, Cast Iron
Tread Spacing, nonadjustable

DRIVE TRAIN

Synchro Shuttle with Constant Mesh
Gear Shift Transmission
8 Forward Speeds
8 Reverse Speeds
Multiple Wet Disc Brakes
Clutch – Dry Type Single Stage
Differential Lock

DASH INSTRUMENTS

Tachometer w/Hour Meter
Fuel Gauge
Temperature Gauge

FLUID CAPACITY

Fuel Tank	12.7 gal.
Cooling System	6.9 qts.
Crankcase	7.6 qts.
Transmission and	
Hydraulics	10.6 gal.
Front Axle	6.9 qts.

DIMENSIONS

Overall Height w/ROPS	91.7"
Overall Length w/3pt	125.6"
Wheel Base	72.8"
Crop Clearance	16.1"

POWER TAKE OFF

Live Independent Hydraulic PTO w/ PTO
brake
540 rpm Rear PTO – 1 Speed
Speed - 540 @ 2475 Eng. rpm
SAE Std 1 3/8" Six Spline

SAFETY EQUIPMENT

Foldable ROPS w / Retractable
Seat Belt
PTO Shield
Safety Start Switches
Mechanical Wet Disc Brakes
Parking Brakes
Turn Signals
SMV Sign
Hazard Lights

OPERATOR STATION

Color Coded Controls
Wide Platform Steps
High Back Seat with Adjustable
Suspension
Operator Presence Control System
Cup Holder

TIRES AND WHEELS

Front 8.3 - 16 R1
Rear 14.9 - 24 R1

ORDER CODE	DESCRIPTION	APPROX. SHIP WT.	SUGGESTED LIST PRICE
*** STANDARD MACHINE ***			
L4600DT	4WD Tractor		\$ 21,781.00
	2 Post Foldable ROPS with Retractable Seat Belt		

L4600DT		Price with Tire Option		
TIRES AND WHEELS (priced per piece)		APPROX. SHIP WT.	SUGG. LIST PRICE	SUGG. LIST
ABR8753B**	F/R-TIRE 8.3-16 R1 AG Steel Bias BA	68	\$ 246.00	\$21,781.00
ALR6811A**	R-TIRE 14.9-24 R1 Firestone (SAT) II	207	\$ 637.00	
ALR8868	F-TIRE 27X8.5 R3 TF Steel Bias CA	44	\$ 215.00	\$22,095.00
ALR6803	R-TIRE 44x18-20 R3 Titan MultiTrac 6stud	229	\$ 825.00	
ALR6818A	F-TIRE LSW305R343 R3 TF STL RADAL AA	116	\$ 352.00	\$22,369.00
ALR6803	R-TIRE 44x18-20 R3 Titan MultiTrac 6stud	229	\$ 825.00	
ALR8869A	F-TIRE 10-16.5 R4 IN Steel Bias AA	83	\$ 352.00	\$22,295.00
ALR6807	R-TIRE 17.5L-24 R4 Firestone ATU	259	\$ 788.00	

** Standard tires.

L4600HST

*** EQUIPMENT IN STANDARD MACHINE ***

DIESEL ENGINE

Model # V2203-M-E3-LB3
4 Cyl. 134.1 cu. in.
+ 43.8 Net Eng. HP
+ 36.8 PTO HP
@ 2600 Eng. rpm
Interim Tier IV Engine
Indirect Injection (E-TVCS)
Radial Air Flow Cooling
12V, 582A CCA
Charging Output 40 Amps
Electric Key Shutoff
Dual Air Cleaner Element

HYDRAULICS

Open Center
Tandem Pump Gear Type
8.4 gpm Remote/3 Pt. Hitch
5.1 gpm for Power Steering
13.5 Total gpm
Cat I 3-point Hitch
At lift Point 2870 lbs.
24" Behind 2320 lbs.

+ Manufacturer Estimate

FRONT AXLE

Hydrostatic Power Steering
Bevel Gear, Cast Iron
Tread Spacing, nonadjustable

DRIVE TRAIN

Feather Step HST
Hydraulic Pedal Assist
Cruise Control
Maximum Travel Speed 14.2 mph
Multiple Wet Disc Brakes
Clutch – Dry Type Single Stage
Differential Lock

DASH INSTRUMENTS

Tachometer w/Hour Meter
Fuel Gauge
Temperature Gauge

FLUID CAPACITY

Fuel Tank 12.7 gal.
Cooling System 6.9 qts.
Crankcase 8.0 qts.
Transmission and
Hydraulics 11.8 gal.
Front Axle 6.9 qts.

DIMENSIONS

Overall Height w/ROPS 91.7"
Overall Length w/3pt. 125.6"
Wheel Base 72.6"
Crop Clearance 16.1"

POWER TAKE OFF

Live Independent Hydraulic PTO, w/ PTO
Brake
540 rpm Rear PTO – 1 Speed
Speed - 540 @ 2475 Eng. rpm
SAE Std 1 3/8" Six Spline

SAFETY EQUIPMENT

Foldable ROPS w / Retractable
Seat Belt
PTO Shield
Safety Start Switches
Mechanical Wet Disc Brakes
Parking Brakes
Turn Signals
SMV Sign
Hazard Lights

OPERATOR STATION

Color Coded Controls
Wide Platform Steps
High Back Seat with Adjustable Suspension
Operator Presence Control System
Cup Holder

TIRES AND WHEELS

Front 8.3 - 16 R1
Rear 14.9 - 24 R1

ORDER CODE	DESCRIPTION	APPROX. SHIP WT.	SUGGESTED LIST PRICE
*** STANDARD MACHINE ***			
L4600HST	4WD Tractor 2 Post Foldable ROPS with Retractable Seat Belt		\$ 23,430.00

L4600HST		Price with Tire Option		
TIRES AND WHEELS (priced per piece)		APPROX. SHIP WT.	SUGG. LIST PRICE	SUGG. LIST
ABR8753B**	F/R-TIRE 8.3-16 R1 AG Steel Bias BA	68	\$ 246.00	\$23,430.00
ALR6811A**	R-TIRE 14.9-24 R1 Firestone (SAT) II	207	\$ 637.00	
ALR8868	F-TIRE 27X8.5 R3 TF Steel Bias CA	44	\$ 215.00	\$23,744.00
ALR6803	R-TIRE 44x18-20 R3 Titan MultiTrac 6stud	229	\$ 825.00	
ALR6818A	F-TIRE LSW305R343 R3 TF STL RADAL AA	116	\$ 352.00	\$24,018.00
ALR6803	R-TIRE 44x18-20 R3 Titan MultiTrac 6stud	229	\$ 825.00	
ALR8869A	F-TIRE 10-16.5 R4 IN Steel Bias AA	83	\$ 352.00	\$23,944.00
ALR6807	R-TIRE 17.5L-24 R4 Firestone ATU	259	\$ 788.00	K18L676M32

** Standard tires.

Standard L Series Attachment Chart

Chart (for quick reference only) Please refer to Wholegoods numbers for complete information

Model	ROPS	Sunshade for ROPS	Front Suitcase Weights ②	Rear Wheel Weights ①	Double Element Air Cleaner	Spark Arrester	Ballast Box
L3200 L3800	Std (SFL-F380)	E1133 E1134	BL8060-1 ③ (Max. 5 pcs)	L8066A	TA040-93220	70000-01600	L8170
L4600	SFL-F460	E1133 E1134	BL8060-1 ③ (Max. 7 pcs)	L8066A	Std	70000-00280	L8170

① Only on 24" Rim.

② 4WD Models (DT and HST) require front weight bumper bracket (Standard on 2WD models). Not compatible with Front Grille Guard

③ Order from Parts (1) 32310-13810 Bumper Bracket, (4) 01173-51435 Bolts and (4) 04512-60140 Lock Washers.

Model	Drawbar Clevis	Grille Guard ⑤	Block Heater	3PT Stabilizer Kit	Extra Length Seat Belt	Draft Control
	Swinging Drawbar		Rear Work Light			Top-N-Tilt
L3200 L3800	L9496G N/A	MX8190	70000-00297 L8327	L8430	70002-06605	N/A
L4600	L9496G L8416		70000-00297 L8327			L8311CW L8388

⑤ For non-loader applications only, includes bracket to hold up to (4) BL8060-1 Front Suitcase Weights.

See Prior Model Section at the end of this section for Prior Model Matching Charts

Standard L Series Dealer Installed Options

Rear Remote Chart (for quick reference only) Please refer to Wholegoods numbers for complete information

TRACTOR	VALVE OPTIONS	DESCRIPTION	VALVE TYPE	STACKABLE	OPTIONAL KITS	WHEN REQUIRED	NOTES
L3200 L3800	L7334②	One rear remote valve, first position	Double-Acting	Y	L7364 2 nd Position Lever Kit L7384 3 rd Position Lever Kit 77700-03896 and 77700-03851 if BH77 is used	When installing an L7334 with a front loader	Must Order L7334 as first rear remote
	L7334 TBA	One rear remote valve and Adapter Kit for tractor w/o Loader	Double-Acting	Y	L7364 2 nd Position Lever Kit L7384 3 rd Position Lever Kit	When installing an L7334 without a Loader	
	L7374	One rear remote valve, second or third position	Double Acting w/ Detent, Not Self-Canceling	Y	L7364 2 nd Position Stacking Kit or L7384 3 rd Position Stacking Kit	When installing an L7364 or L7384 Stacking Kit. Each kit requires a valve.	If you want to install 3 remotes, you must order 1 st , 2 nd , and 3 rd positions
	L7354		Double Acting w/Float Detent				
L4600	L8303	One remote valve, first second or third position	Double Acting	Y	L8560 Base Kit and 1 st lever	Required to install L8303 as 1 st Valve	Only 2 remote valves can be installed with BH92 Backhoe
					L8562 2 nd Lever	Required to install L8303 as 2 nd Valve	
	L8304	One remote valve, second position	Double Acting w/Float Detent	Y	L8563A 3 rd Lever	Required to install L8303 as 3 rd Valve	
					L8562A 2 nd Lever	Required to install L8304 as 2 nd Valve	

① The L8304 can only be used in the second position.

② The L7334 requires additional parts if a BH77 Backhoe is installed, 77700-03896 and 77700-03851.

See Prior Model Section at the end of this section for Prior Model Matching Charts

Standard L Series Dealer Installed Options

ORDER CODE	DESCRIPTION	APPROX. SHIP WT.	SUGGESTED LIST PRICE
L3200 / L3800 Rear Hydraulics			
REAR REMOTE HYDRAULIC VALVES			
L7334	① Hydraulic Valve Kit - First Position (All Models with Loader)	TBA	\$699.00
L7344	Adapter Kit - Required when installing in First Position (All Models without Loader) Requires L7334 Hydraulic Valve Kit	TBA	TBA
Additional valve stacking kits, dealer installed (select a valve Stacking Kit and the Additional Valve Kit Section(s))			
L7364	2nd Position Valve Stacking Kit and lever to install 2nd valve section. Hardware and O-rings to install one additional valve section for L7334 or L7344. Requires BL7354 or L7374 Valve Section. to complete.	TBA	\$83.00
L7384	3rd Position Valve Stacking Kit and lever to install 3rd valve section. Hardware and O-rings to install one additional valve sections to L7334 or L7344. Requires BL7354 or L7374 Valve Section. to complete. (for 3 remotes you need 2nd & 3rd position kits)	TBA	\$77.00
Additional Valve Kit Sections			
L7374	3-Position, DV-Detent Valve (Not Self-canceling) Closed Detent Valve Section	TBA	\$485.00
L7354	4-Position, FD- Float Detent Section	TBA	\$527.00

① Compatible with BH77 if the following parts are also installed 77700-03896 Hose section, 77700-03851 90 Degree Fitting, 77700-03803 Install instructions

Standard L Series Dealer Installed Options

ORDER CODE	DESCRIPTION	APPROX. SHIP WT.	SUGGESTED LIST PRICE
L4400 / L4600 Rear Hydraulics			
L4400 MODELS			
L8407	① Single Spool Remote Hyd. Valve	18	\$868.00
L8408	① Double Spool Remote Hyd. Valve Requires L8310.	25	\$1,252.00
L8409	① Triple Spool Remote Hyd. Valve Requires L8310. NOTE: Remote Hydraulic Spool Valves are not stackable, i.e.: For Double Spool, only order L8408.	37	\$1,709.00
L8310	Hose Stay Kit	3	\$37.00
L4400-1			
L8561	Base Kit & 1st Lever for L4400 Requires L8303 Valve to complete assembly.	15	\$512.00
L8562	Second Position Stacking Kit and 2nd Lever for L4400. Requires L8303 or L8304 Valve to complete assembly.	7	\$248.00
L8563	Third Position Stacking Kit and 3rd Lever for L4400. Requires L8303 Valve to complete assembly. Not compatible with BH4979 BH90A Mounting Kit	8	\$248.00
L4600			
L8560	Base Kit & 1st Lever for L4600 Requires L8303 Valve to complete assembly.	16	\$512.00
L8562A	Second Position Stacking Kit and 2nd Lever for L4600. Requires L8303 or L8304 Valve to complete assembly.	7	\$248.00
L8563A	Third Position Stacking Kit and 3rd Lever for L4600. Requires L8303 Valve to complete assembly. Not compatible with BH4979 BH90A Mounting Kit	8	\$248.00
Remote Valves L4400/L4600			
L8303	Double Acting Valve Section		\$240.00
L8304	② Double Acting w/Float Detent Valve Section (This valve can only be used in 2nd position)	5	\$302.00

① Backhoe applications require relocating remote couplers due to backhoe seat interference. Order from Parts Dept: L8407 requires (1) 70090-20953, L8408 requires (1) 70090-20940, L8409 requires (1) 70090-20940 and (1) 70090-20953. These kits provide new couplers connected directly to the remote valves. If male couplers are required for cylinder hoses, order appropriate quantities of 70090-20823 male couplers.

② The L8304 can only be used in the second position.

Standard L Series Dealer Installed Options

L3200 / L3800 / L2800 / L3400 / L3700SU / L4400 / L4600 Attachments

ORDER CODE	DESCRIPTION	APPROX. SHIP WT.	SUGGESTED LIST PRICE
DRAWBAR OPTIONS			
L9491	Drawbar Assembly (L3700SU)	25	\$128.00
L8479	Drawbar Assembly (L4400F-1 only)	25	\$140.00
L8416	Swinging Drawbar (L4400)	21	\$198.00
L9496G	Drawbar Clevis	8	\$67.00
CRUISE CONTROL			
L9485	Cruise Control Kit (L3700SU)	25	\$205.00
L8455	Cruise Control Kit (L3200HST and L3800HST)	25	\$205.00
GRILLE GUARD (Non-Loader Applications)			
L2251	② Front Grille Guard (L2800/L3400/L3700SU) (Non-loader applications)	36	\$275.00
L2267	Front Grille Guard (L4400/L4600) (Non-loader applications)	61	\$326.00
MX8190	Front Grille Guard (L3200/L3800) (Non-loader and Loader applications)	50	\$275.00
SEAT BELT KIT			
	70002-06605 Extra Length Seat Belt Kit (Order from Parts Department)		
FRONT SUITCASE WEIGHTS			
BL8060-1	① Front Suitcase Weight ⑤ Requires (1) BL8060B Bolt Kit per Weight L3200 and L3800 should only have 5 BL8060-1 weights installed. L4600 can use up to 7.	55	\$71.00
BL8060B	Bolt Kit (1 per Weight) Use with (5) weight bracket 32310-13810 and L2251 Grille Guard. Use with MX8068 (7) weight bracket.	1	\$2.00
FRONT WEIGHT BRACKET KIT			
32310-13810	1-5 Weights, L3200, L3800, L3400, L3700SU 4WD models (Std. on 2WD models) Requires (4) 01173-51435 Bolts, (4) 04512-60140 Washers		(Order from Parts Department)
MX8068	③ 1-7 Weights, L4400/L4600 4WD Models ⑤ (Std. on L4400/L4600 2WD models) includes mounting hardware.	25	\$96.00
REAR WHEEL WEIGHTS			
L8066A	④ Rear Wheel Weight 64 lbs. each Set of 2 Weights, requires L8067A Bolt Kit Maximum of 3 Sets. (Not compatible with Turf Tires or R4 Ind. Tires.)	128	\$124.00
L8067A	Bolt Kit for L8066 Weight 1 Kit will hold up to (3) sets of weights	5	\$33.00

① Four wheel drive models (DT and HST) require front weight bumper bracket.

② Grille Guard includes bracket to hold up to (4) BL8060-1 Front Suitcase Weights.

③ MX8068 Front Weight Bracket is not compatible with L2251/L2233A/MX8190 Grille Guard.

④ Not compatible with Turf tires or R4 tires.

⑤ Front weight bracket with weights is not compatible when tractor is equipped with a loader, weights must be removed.

Prices and specifications subject to change without notice. F.O.B. KTC designated shipping point.

Complete revision March 1, 2013.

Standard L Series Dealer Installed Options

ORDER CODE	DESCRIPTION	APPROX. SHIP WT.	SUGGESTED LIST PRICE
TOP-N-TILT-KIT			
L8326A	①②⑤ Top-N-Tilt Kit (L4400-1)	44	\$871.00
L8388	①⑥⑦ Top-N-Tilt Kit (L4400-1, L4600)		TBA
3PT STABILIZERS			
L8430	③ 3 Pt. Hitch Stabilizer Kit (L2800/L3400/L3700SU/L3200/L3800)	15	\$175.00
SUNSHADE FOR ROPS			
E1133	Standard Sunshade	63	\$437.00
E1134	Deluxe Sunshade Requires E1136 Mounting Bracket Kit	63	\$387.00
E1136	Mounting Bracket Kit for E1134	30	\$191.00
E1138	Front Work Light Kit for E1134 (includes 2 lights)	10	\$125.00
BLOCK HEATER			
70000-00297	Block Heater		(Order from Parts Department)
DUAL ELEMENT AIR CLEANER ③			
TA040-93220	Inner Element (L2800/L3400/L3700SU/L3200/L3800) Only inner element is needed to create Dual Element Air Cleaner		(Order from Parts Department)
DRAFT CONTROL			
L8311A	Draft Control Kit L4400/L4400-1 models	25	\$462.00
L8311C	Draft Control Kit - L4600 Models	25	\$462.00
SPARK ARRESTOR			
70000-01600	Screen Type for L2800/L3400/L3700SU/L3200/L3800		(Order from Parts Department)
77700-00280	④ Screen Type for L4400-1		(Order from Parts Department)
L8368	Low Back Pressure Muffler (L4400-1)	25	\$228.00
REAR WORK LIGHT			
M9551	Rear Work Light (one light) (L2800 / L3400 / L3700SU / L4400)	4	\$85.00
L8327	Rear Work Light Kit (L3200/L3800/L4600)		\$85.00
BALLAST BOX			
L8170	Ballast Box (1000 lbs. cap. with dry sand) (L2800/L3400/L3700SU/L3200/L3800/L4400/L4600)	168	\$449.00

* Subject to availability.

- ① L8326 Top-N-Tilt Kit: All L Series tractors will require the L8303 or L8304, L8561, and L8562 L8303 Double Acting Valve Section or L8304 Float Detent Valve Section L8561 Base Kit and First Lever: Requires L8303 or L8304 to complete assembly. L8562 Section Position Stacking Kit: Requires additional L8303 or L8304. L8563 Third Position Stacking Kit: Requires additional L8303 or L8304.
- ② Requires either L8408 or L8409 Remote Valves. (L8409 is required if Box Scraper has hydraulic scarifier.)
- ③ Standard items for L4400, L4400-1.
- ④ L8368 Low Back Pressure Muffler required for L4400-1.
- ⑤ Not compatible with BH90/BH92 and BL4690B.
- ⑥ The L8388 will require 2 approved double acting remote hydraulic valves, Hydraulic box scraper will require 3 approved double acting hydraulic valves and hose kit.
- ⑦ The L8388 is not compatible with backhoes.

This page intentionally left blank.

Grand L - 60 Series

MODEL NAME	PTO H.P.	2 OR 4 WD	Trans. Type	Synchro Shuttle	Full ② Synchro	Trans. Speeds	PTO Type	Opt. Mid PTO ③	Hyd. Power Steering	Creep Speed	Loader Valve	Turbo
L3560 35.0 ①	29.5	4WD	FST④	S	S	8F X 8R	Live Ind. Hyd.	C + I	S	Opt.	S	N
	29.5	4WD	GST	S	S	12F X 8R	Live Ind. Hyd.	C + I	S	Opt.	S	N
	28.0	4WD	HST	N/A	N/A	Infinite	Live Ind. Hyd.	C + I	S	N/A	S	N
	28.0	4WD	HSTC	N/A	N/A	Infinite	Live Ind. Hyd.	C	S	N/A	S	N
L4060 40.0 ①	34.0	4WD	FST④	S	S	8F X 8R	Live Ind. Hyd.	C + I	S	Opt.	S	N
	34.0	4WD	GST	S	S	12F X 8R	Live Ind. Hyd.	C + I	S	Opt.	S	N
	32.5	4WD	HST	N/A	N/A	Infinite	Live Ind. Hyd.	C + I	S	N/A	S	N
	32.5	4WD	HSTC	N/A	N/A	Infinite	Live Ind. Hyd.	C	S	N/A	S	N
L4760 47.0 ①	41.0	4WD	GST	S	S	12F X 8R	Live Ind. Hyd.	C + I	S	Opt.	S	N
	39.5	4WD	HST	N/A	N/A	Infinite	Live Ind. Hyd.	C + I	S	N/A	S	N
	39.5	4WD	HSTC	N/A	N/A	Infinite	Live Ind. Hyd.	C	S	N/A	S	N
L5060 50.0 ①	44.0	4WD	GST	S	S	12F X 8R	Live Ind. Hyd.	C + I	S	Opt.	S	Y
L5460 54.0 ①	46.5	4WD	HST	N/A	N/A	Infinite	Live Ind. Hyd.	C + I	S	N/A	S	Y
	46.5	4WD	HSTC	N/A	N/A	Infinite	Live Ind. Hyd.	C	S	N/A	S	Y
L6060 60.0 ①	53.0	4WD	HST	N/A	N/A	Infinite	Live Ind. Hyd.	C + I	S	N/A	S	Y
	53.0	4WD	HSTC	N/A	N/A	Infinite	Live Ind. Hyd.	C	S	N/A	S	Y

S = Standard Equipment

OPT = Field Installed Option

① Net Engine Horsepower

② Main Transmission (4 Speed)

③ C = Cassette style installation, C + I = Cassette plus requires internal gear installation.

④ Speeds 3,5,7 and 9 of the GST are not included in the FST's 8 forward speeds.

L3560DT

*** EQUIPMENT IN STANDARD MACHINE ***

DIESEL ENGINE

Model # D1803-CR-E4-GL1
Tier IV Engine
Common Rail Direct Injection
w/ DPF and EGR
3 Cyl., 111.4 cu. in.
+ 35.0 Net Eng. HP
+ 29.5 PTO HP
@ 2700 Eng. rpm
12V 60Amp - 582CCA
Radial Air Flow Cooling
Dual Air Cleaner Element

HYDRAULICS

Open Center
Tandem Pump Gear Type
4.9 gpm Power Steering
8.3 gpm Remote/3 Pt. Hitch
13.2 gpm Total Hyd. Flow
Category I – 3 Point
Lift Capacity —
At lift Point 3968 lbs.
24" Behind 2646 lbs.
Position Control

FRONT AXLE

Hydrostatic Power Steering
Cast iron 4WD front axle
Tread Spacing – Non-adjustable
Bevel Gear drive

DRIVE TRAIN

4 Speed Manual w/Synchro Main
And Synchro Shuttle
2 Range Hi-Lo
8 Forward Speeds / 8 Reverse Speeds
Mech. Wet Disc Brakes
Clutch — Dry Single Stage
Differential Lock

POWER TAKE OFF

1 Speed Rear Live — HYD. IND.
540 rpm @ 2550 Eng. rpm
SAE 1-3/8 6 Splines
Electric over Hydraulic PTO Switch

FLUID CAPACITY

Fuel Tank	13.5 gal.
Cooling System	7.9 qts.
Crankcase	7.1 qts.
Transmission and Hydraulics	11.1 gal.
Front Axle Differential	6.9 qts.

DIMENSIONS

Overall Height w/ ROPS	97.2"
Overall Length w/ 3PT	124.4"
Wheel Base	71.1"
Crop Clearance	15.0"

STANDARD EQUIPMENT

ROPS w/Retractable Seat Belt
Safety Start Switch
Highback Adj. Swivel Seat w/ Deluxe
Suspension w/Arm Rests
Operator Presence Control System
Parking Brakes
Flat Deck w/ Hanging Pedals
Electric Key Shut-off
Tilt Steering
Wide Anti-Slip Step
ISO Mounted Platform
Turn Signals / Hazard Flashers
SMV Sign
Telescoping Lower Links
2 Tier Halogen Head Lights
4 Position Loader Valve
One Piece Metal Hood
12V Outlet and Cup Holder

IntelliPanel™

Lighted Communications Symbols
Standard Tachometer
Digital Read for Speed, MPH, PTO
speeds, diagnostics system and DPF
system
Warning Symbols

TIRES AND WHEELS

Front 7.0 – 16 R1 AG
Rear 12.4 – 24 R1 AG

+ Manufacturer Estimate

ORDER CODE	DESCRIPTION	APPROX. SHIP WT.	SUGGESTED LIST PRICE
*** STANDARD MACHINE ***			

L3560DT

L3560DT 4WD TRACTOR
with 2 Post Foldable ROPS (97.2" High)

\$ 22,990.00

L3560DT		Price with Tire Option		
TIRES AND WHEELS (priced per piece) L3560DT		APPROX SHIP WT.	SUGG. LIST PRICE	SUGG. LIST
ALR8866D	** F-TIRE 7.2-16 POWER TORQUE 8PR R1	56	\$ 262.00	\$22,990.00
ALR8821B	** R-TIRE 12.4-24 R1 Firestone (SAT) II	154	\$ 533.00	
ALR8868	F-TIRE 27X8.5 R3 TF Steel Bias CA	44	\$ 215.00	\$23,102.00
LR6801	R-TIRE 355/80-D20 TURF	188	\$ 636.00	
ALR6813	F-TIRE 29x12.5-15 R3 TF Steel Bias AA	73	\$ 320.00	\$23,690.00
ALR6803	R-TIRE 44x18-20 R3 Titan MultiTrac 6stud	229	\$ 825.00	
ALR8898	F-TIRE 27x10.50-15 R3 Turf Sp Armstg Whl	70	\$ 384.00	\$24,020.00
ALR6804	R-TIRE 41-18LLx16.1 R3 TF Steel Bias FA	132	\$ 926.00	
ALR8869A	F-TIRE 10-16.5 R4 IN Steel Bias AA	83	\$ 352.00	\$23,658.00
ALR8855	R-TIRE 420/70-24 R4 F-Stone All Trc Util	235	\$ 777.00	

** Standard Tires

L3560GST

*** EQUIPMENT IN STANDARD MACHINE ***

DIESEL ENGINE

Model # D1803-CR-E4-GL1
Tier IV Engine
Common Rail Direct Injection
w/ DPF and EGR
3 Cyl., 111.4 cu. in.
+ 35.0 Net Eng. HP
+ 29.5 PTO HP
@ 2700 Eng. rpm
12V 60Amp - 582CCA
Radial Air Flow Cooling
Dual Air Cleaner Element

HYDRAULICS

Open Center
Tandem Pump Gear Type
4.9 gpm Power Steering
8.3 gpm Remote/3 Pt. Hitch
13.2 gpm Total Hyd. Flow
Category I – 3 Point
Lift Capacity —
At lift Point 3968 lbs.
24" Behind 2646 lbs.
Position Control

FRONT AXLE

Hydrostatic Power Steering
Cast iron 4WD front axle
Tread Spacing – Non-adjustable
Bevel Gear drive

DRIVE TRAIN

Glide Shift Transmission
w/Syncro Shuttle
12 Forward Speeds / 8 Reverse
Speeds
Mech. Wet Disc Brakes
Clutch — Dry Single Stage
Differential Lock

POWER TAKE OFF

1 Speed Rear Live — HYD. IND.
540 rpm @ 2550 Eng. rpm
SAE 1-3/8 6 Splines
Electric over Hydraulic PTO Switch

FLUID CAPACITY

Fuel Tank	13.5 gal.
Cooling System	7.9 qts.
Crankcase	7.1 qts.
Transmission and Hydraulics	11.1 gal.
Front Axle Differential	6.9 qts.

DIMENSIONS

Overall Height w/ ROPS	97.2"
Overall Length w/ 3PT	124.4"
Wheel Base	71.1"
Crop Clearance	15.0"

STANDARD EQUIPMENT

ROPS w/Retractable Seat Belt
Safety Start Switch
Highback Adj. Swivel Seat w/ Deluxe
Suspension w/Arm Rests
Operator Presence Control System
Parking Brakes
Flat Deck w/ Hanging Pedals
Electric Key Shut-off
Tilt Steering
Wide Anti-Slip Step
ISO Mounted Platform
Turn Signals / Hazard Flashers
SMV Sign
Telescoping Lower Links
2 Tier Halogen Head Lights
4 Position Loader Valve
One Piece Metal Hood
12V Outlet and Cup Holder

IntelliPanel™

Lighted Communications Symbols
Standard Tachometer
Digital Read for Speed, MPH, PTO
speeds, diagnostics system and DPF
system
Warning Symbols

TIRES AND WHEELS

Front 7.0 – 16 R1 AG
Rear 12.4 – 24 R1 AG

+ Manufacturer Estimate

ORDER CODE	DESCRIPTION	APPROX. SHIP WT.	SUGGESTED LIST PRICE
------------	-------------	---------------------	-------------------------

*** STANDARD MACHINE ***

L3560GST

L3560GST 4WD TRACTOR
with 2 Post Foldable ROPS (97.2" High)

\$ 24,100.00

L3560GST			Price with Tire Option		
TIRES AND WHEELS (priced per piece)					
ORDER CODE		DESCRIPTION	APPROX SHIP WT.	SUGG. LIST PRICE	SUGG. LIST
ALR8866D	**	F-TIRE 7.2-16 POWER TORQUE 8PR R1	56	\$ 262.00	\$24,100.00
ALR8821B	**	R-TIRE 12.4-24 R1 Firestone (SAT) II	154	\$ 533.00	
ALR8868		F-TIRE 27X8.5 R3 TF Steel Bias CA	44	\$ 215.00	\$24,212.00
LR6801		R-TIRE 355/80-D20 TURF	188	\$ 636.00	
ALR6813		F-TIRE 29x12.5-15 R3 TF Steel Bias AA	73	\$ 320.00	\$24,800.00
ALR6803		R-TIRE 44x18-20 R3 Titan MultiTrac 6stud	229	\$ 825.00	
ALR8898		F-TIRE 27x10.50-15 R3 Turf Sp Armstg Whl	70	\$ 384.00	\$25,130.00
ALR6804		R-TIRE 41-18LLx16.1 R3 TF Steel Bias FA	132	\$ 926.00	
ALR8869A		F-TIRE 10-16.5 R4 IN Steel Bias AA	83	\$ 352.00	\$24,768.00
ALR8855		R-TIRE 420/70-24 R4 F-Stone All Trc Util	235	\$ 777.00	

** Standard Tires

L3560HST

*** EQUIPMENT IN STANDARD MACHINE ***

DIESEL ENGINE

Model # D1803-CR-E4-GL2/GL3
Tier IV Engine
Common Rail Direct Injection
w/ DPF and EGR
3 Cyl., 111.4 cu. in.
+ 35.0 Net Eng. HP
+ 28.0 PTO HP
@ 2600 Eng. rpm
12V 40Amp - 582CCA
Radial Air Flow Cooling
Dual Air Cleaner Element

HYDRAULICS

Open Center
Tandem Pump Gear Type
4.7 gpm Power Steering
8.1 gpm Remote/3 Pt. Hitch
12.8 gpm Total Hyd. Flow
Category I 3Pt. Hitch
Lift Capacity —
At lift Point 3748lbs.
24" Behind 2646lbs.

FRONT AXLE

Hydrostatic Power Steering
Cast iron 4WD front axle
Tread Spacing — Non-adjustable
Bevel Gear drive

DRIVE TRAIN

HST PLUS
3 Forward Speeds / 3 Reverse
Speeds
Hi-Med-Low Range
Mech. Wet Disc Brakes
Differential Lock

FLUID CAPACITY

Fuel Tank	13.5 gal.
Cooling System	7.9 qts.
Crankcase	7.1 qts.
Transmission and Hydraulics	11.1 gal.
Front Axle Differential	6.9 qts.

POWER TAKE OFF

1 Speed Rear Live — HYD. IND.
540 rpm @ 2550 Eng. rpm
SAE 1-3/8 6 Splines
Electric over Hydraulic PTO Switch

DIMENSIONS

Overall Height w/ ROPS	97.2"
Overall Length w/ 3PT	124.4"
Wheel Base	71.1"
Crop Clearance	15.0"

STANDARD EQUIPMENT

ROPS w/Retractable Seat Belt
Safety Start Switch
Highback Adj. Swivel Seat w/ Deluxe
Suspension w/Arm Rests
Operator Presence Control System
Parking Brakes
Flat Deck w/ Hanging Pedals
Electric Key Shut-off
Tilt Steering
Wide Anti-Slip Step
ISO Mounted Platform
Turn Signals / Hazard Flashers
SMV Sign
Telescoping Lower Links
2 Tier Halogen Head Lights
4 Position Loader Valve
One Piece Metal Hood
12V Outlet and Cup Holder
Cruise Control
Auto Throttle Advance
Hydro Dual Speed (H-DS)
HST Response Control
Throttle-UP Switch

IntelliPanel™

Lighted Communications Symbols
Standard Tachometer
Digital Read for Speed, MPH, PTO
speeds, diagnostics system and DPF
system
Warning Symbols
HST Mode Selection

TIRES AND WHEELS

Front 7.0 – 16 R1 AG
Rear 12.4 – 24 R1 AG

+ Manufacturer Estimate

ORDER CODE	DESCRIPTION	APPROX. SHIP WT.	SUGGESTED LIST PRICE
*** STANDARD MACHINE ***			
L3560HST	L3560HST 4WD TRACTOR with 2 Post Foldable ROPS (97.2" High)		\$ 24,580.00

L3560HST		Price with Tire Option		
TIRES AND WHEELS (priced per piece)		APPROX SHIP WT.	SUGG. LIST PRICE	SUGG. LIST
ORDER CODE	DESCRIPTION			
ALR8866D	** F-TIRE 7.2-16 POWER TORQUE 8PR R1	56	\$ 262.00	\$24,580.00
ALR8821B	** R-TIRE 12.4-24 R1 Firestone (SAT) II	154	\$ 533.00	
ALR8898	F-TIRE 27x10.50-15 R3 Turf Sp Armstg Whl	70	\$ 384.00	\$25,610.00
ALR6804	R-TIRE 41-18LLx16.1 R3 TF Steel Bias FA	132	\$ 926.00	
ALR8868	F-TIRE 27X8.5 R3 TF Steel Bias CA	44	\$ 215.00	\$24,692.00
LR6801	R-TIRE 355/80-D20 TURF	188	\$ 636.00	
ALR6813	F-TIRE 29x12.5-15 R3 TF Steel Bias AA	73	\$ 320.00	\$25,280.00
ALR6803	R-TIRE 44x18-20 R3 Titan MultiTrac 6stud	229	\$ 825.00	
ALR8869A	F-TIRE 10-16.5 R4 IN Steel Bias AA	83	\$ 352.00	\$25,248.00
ALR8855	R-TIRE 420/70-24 R4 F-Stone All Trc Util	235	\$ 777.00	

** Standard tires.

L3560HSTC

*** EQUIPMENT IN STANDARD MACHINE ***

DIESEL ENGINE

Model #D1803-CR-E4-GL2/GL3
Tier IV Engine
Common Rail Direct Injection
w/DPF and EGR
3 Cyl., 111.4 cu. In.
+ 35.0 Net Eng. HP
+ 28.0 PTO HP
@2600 Eng. rpm
12V 60 Amp – 682 CCA
Radial Air Flow Cooling
Dual Air Cleaner Element

HYDRAULICS

Open Center
Tandem Pump Gear Type
4.7 gpm Power Steering
8.1 gpm Remote/3 Pt. Hitch
12.8 gpm Total Hyd. Flow
Category 1 3Pt. Hitch
Lift Capacity –
At Lift Point 3748 lbs.
24" Behind 2646 lbs.

FRONT AXLE

Hydrostatic Power Steering
Cast iron 4WD front axle
Tread Spacing – Non-adjustable
Bevel Gear Drive

DRIVE TRAIN

HST PLUS
3 Forward Speeds / 3 Reverse
Speeds
Hi-med-Low Range
Mech. Wet Disc Drakes
Differential Lock

FLUID CAPACITY

Fuel Tank 13.5 gal
Cooling System 7.9 qts
Crankcase 7.1 qts
Transmission and 11.1 gal
Hydraulics
Front Axle Differential 6.9 qts

POWER TAKE OFF

1 Speed Rear Live – HYD. IND.
540 rpm @ 2550 Eng. rpm
SAE 1-3/8 6 Splines
Electric over Hydraulic PTO Switch

DIMENSIONS

Overall Height w/ Cab 90.6"
Overall Length w/ 3PT 124.4"
Wheel Base 71.1"
Crop Clearance 15.0"

IntelliPanel™

Lighted communications Symbols
Standard Tachometer
Digital Rear for Speed, MPH, PTO
Speeds, diagnostics system and DPF
system
Warning Symbols
HST Mode Selection

STANDARD EQUIPMENT

ROPS Certified Cab w/Retractable
Seat Belt
Highback Adj. Swivel Seat w/Deluxe
Suspension w/Arm Rests
Safety Start Switches
Operator Presence Control System
Parking Brakes
Flat Deck w/Hanging Pedals
Electric Key Shut-off
2 Front Work Lights
Tilt Steering
Wide Anti-Slip Step
ISO Mounted Platform
Turn Signals / Hazard Flashers
SMV Sign
Telescoping Lower Links
2 Tier Halogen Head Lights
4 Position Loader Valve
One Piece Metal Hood
Auto Throttle Advance
Hydro Dual Speed (H-DS)
HST Response Control
Throttle-UP Switch
12V Outlet and Cup Holder
Front Wiper w/Washer
60 Amp Alternator
Interior Light
AC/Heater with Internal/External
Ventilation
Speakers and Radio Wired
Horn
Cruise Control

TIRES AND WHEELS

Front 7.2 – 16 R1 AG
Rear 12.4 – 24 R1 AG

+ Manufacturer Estimate

ORDER CODE	DESCRIPTION	APPROX. SHIP WT.	SUGGESTED LIST PRICE
*** STANDARD MACHINE ***			
L3560HSTC	L3560HSTC 4WD CAB TRACTOR with ROPS Certified Factory Cab (90.6" Height)		\$ 32,646.00

L3560HSTC		Price with Tire Option		
TIRES AND WHEELS (priced per piece)		APPROX SHIP WT.	SUGG. LIST PRICE	SUGG. LIST
ORDER CODE	DESCRIPTION			
ALR8866D **	F-TIRE 7.2-16 POWER TORQUE 8PR R1	56	\$ 262.00	\$32,646.00
ALR8821B **	R-TIRE 12.4-24 R1 Firestone (SAT) II	154	\$ 533.00	
ALR8868	F-TIRE 27X8.5 R3 TF Steel Bias CA	44	\$ 215.00	\$32,758.00
LR6801	R-TIRE 355/80-D20 TURF	188	\$ 636.00	
ALR6813	F-TIRE 29x12.5-15 R3 TF Steel Bias AA	73	\$ 320.00	\$33,346.00
ALR6803	R-TIRE 44x18-20 R3 Titan MultiTrac 6stud	229	\$ 825.00	
ALR8898	F-TIRE 27x10.50-15 R3 Turf Sp Armstg Whl	70	\$ 384.00	\$33,676.00
ALR6804	R-TIRE 41-18LLx16.1 R3 TF Steel Bias FA	132	\$ 926.00	
ALR8869A	F-TIRE 10-16.5 R4 IN Steel Bias AA	83	\$ 352.00	\$33,314.00
ALR8855	R-TIRE 420/70-24 R4 F-Stone All Trc Util	235	\$ 777.00	

** Standard tires.

L4060DT

*** EQUIPMENT IN STANDARD MACHINE ***

DIESEL ENGINE

Model # V2403-CR-E4-GL1
Tier IV Engine
Common Rail Direct Injection
w/ DPF and EGR
4 Cyl., 148.5 cu. in.
+ 40.0 Net Eng. HP
+ 34.0 PTO HP
@ 2700 Eng. rpm
12V 40Amp - 582CCA
Radial Air Flow Cooling
Dual Air Cleaner Element

HYDRAULICS

Open Center
Tandem Pump Gear Type
4.9 gpm Power Steering
9.8 gpm Remote/3 Pt. Hitch
14.7 gpm Total Hyd. Flow
Category I 3-Pt. Hitch
Lift Capacity —
At lift Point 3858 lbs.
24" Behind 2756 lbs.
Position Control

FRONT AXLE

Hydrostatic Power Steering
Cast iron 4WD front axle
Tread Spacing – Non-adjustable
Bevel Gear drive

DRIVE TRAIN

4 Speed Manual w/Synchro Main
And Synchro Shuttle
2 Range Hi-Lo
8 Forward Speeds / 8 Reverse
Speeds
Mech. Wet Disc Brakes
Clutch — Dry Single Stage
Differential Lock

FLUID CAPACITY

Fuel Tank	13.5 gal.
Cooling System	7.9 qts.
Crankcase	8.7 qts
Transmission and Hydraulics	11.4 gal.
Front Axle Differential	6.9 qts.

POWER TAKE OFF

1 Speed Rear Live — HYD. IND.
540 rpm @ 2550 Eng. rpm
SAE 1-3/8 6 Splines
Electric over Hydraulic PTO Switch

DIMENSIONS

Overall Height w/ROPS	97.6"
Overall Length w/3pt.	129.5"
Wheel Base	74.6"
Crop Clearance	15.9"

STANDARD EQUIPMENT

ROPS w/Retractable Seat Belt
Safety Start Switch
Highback Adj. Swivel Seat w/ Deluxe
Suspension w/Arm Rests
Operator Presence Control System
Parking Brakes
Flat Deck w/Hanging Pedals
Electric Key Shut-off
Tilt Steering
Wide Anti-Slip Step
ISO Mounted Platform
Turn Signals / Hazard Flashers
SMV Sign
Telescoping Lower Links
2 Tier Halogen Head Lights
4 Position Loader Valve
One Piece Metal Hood
12V Outlet and Cup Holder

IntelliPanel™

Lighted Communications Symbols
Standard Tachometer
Digital Read for Speed, MPH, PTO
speeds, diagnostics system and
DPF system
Warning Symbols

TIRES AND WHEELS

Front 8.3 – 16 R1 AG
Rear 14.9 – 24 R1 AG

+ Manufacturer Estimate

ORDER CODE	DESCRIPTION	APPROX. SHIP WT.	SUGGESTED LIST PRICE
*** STANDARD MACHINE ***			
L4060DT	L4060DT 4WD TRACTOR with 2 Post Foldable ROPS (97.6" High)	2913	\$ 26,009.00

L4060DT		Price with Tire Option		
TIRES AND WHEELS (priced per piece)		APPROX SHIP WT.	SUGG. LIST PRICE	SUGG. LIST
ABR8753B	** F/R-TIRE 8.3-16 R1 AG Steel Bias BA	68	\$ 246.00	\$26,009.00
ALR6809B	** R-TIRE 14.9-24 R1 6PLY BIAS HI-PWR	233	\$ 637.00	
ALR6813	F-TIRE 29x12.5-15 R3 TF Steel Bias AA	73	\$ 320.00	\$26,533.00
ALR6803	R-TIRE 44x18-20 R3 Titan MultiTrac 6stud	229	\$ 825.00	
ALR8898	F-TIRE 27x10.50-15 R3 Turf Sp Armstg Whl	70	\$ 384.00	\$26,863.00
ALR6804	R-TIRE 41-18LLx16.1 R3 TF Steel Bias FA	132	\$ 926.00	
ALR8868	F-TIRE 27X8.5 R3 TF Steel Bias CA	44	\$ 215.00	\$25,945.00
LR6801	R-TIRE 355/80-D20 TURF	188	\$ 636.00	
ALR8869A	F-TIRE 10-16.5 R4 IN Steel Bias AA	83	\$ 352.00	\$26,523.00
ALR6807	R-TIRE 17.5L-24 R4 Firestone ATU	259	\$ 788.00	

** Standard tires.

L4060GST

*** EQUIPMENT IN STANDARD MACHINE ***

DIESEL ENGINE

Model # V2403-CR-E4-GL1
Tier IV Engine
Common Rail Direct Injection
w/ DPF and EGR
4 Cyl., 148.5 cu. in.
+ 40.0 Net Eng. HP
+ 34.0 PTO HP
@ 2700 Eng. rpm
12V 40Amp - 582CCA
Radial Air Flow Cooling
Dual Air Cleaner Element

HYDRAULICS

Open Center
Tandem Pump Gear Type
4.9 gpm Power Steering
9.8 gpm Remote/3 Pt. Hitch
14.7 gpm Total Hyd. Flow
Category I 3-Pt. Hitch
Lift Capacity —
At lift Point 3858 lbs.
24" Behind 2756 lbs.
Position Control

FRONT AXLE

Hydrostatic Power Steering
Cast iron 4WD front axle
Tread Spacing – Non-adjustable
Bevel Gear drive

DRIVE TRAIN

Glide Shift w/ Synchro Shuttle
12 Forward Speeds / 8 Reverse
Speeds
Mech. Wet Disc Brakes
Clutch - Single Dry Plate
Differential Lock

FLUID CAPACITY

Fuel Tank	13.5 gal.
Cooling System	7.9 qts.
Crankcase	8.7 qts
Transmission and Hydraulics	11.4 gal.
Front Axle Differential	6.9 qts.

POWER TAKE OFF

1 Speed Rear Live — HYD. IND.
540 rpm @ 2550 Eng. rpm
SAE 1-3/8 6 Splines
Electric over Hydraulic PTO Switch

DIMENSIONS

Overall Height w/ROPS	97.6"
Overall Length w/3pt.	129.5"
Wheel Base	74.6"
Crop Clearance	15.9"

STANDARD EQUIPMENT

ROPS w/Retractable Seat Belt
Safety Start Switch
Highback Adj. Swivel Seat w/ Deluxe
Suspension w/Arm Rests
Operator Presence Control System
Parking Brakes
Flat Deck w/ Hanging Pedals
Electric Key Shut-off
Tilt Steering
Wide Anti-Slip Step
ISO Mounted Platform
Turn Signals / Hazard Flashers
SMV Sign
Telescoping Lower Links
2 Tier Halogen Head Lights
4 Position Loader Valve
One Piece Metal Hood
12V Outlet and Cup Holder

IntelliPanel™

Lighted Communications Symbols
Standard Tachometer
Digital Read for Speed, MPH, PTO
speeds, diagnostics system and
DPF system
Warning Symbols

TIRES AND WHEELS

Front 8.3 – 16 R1 AG
Rear 14.9 – 24 R1 AG

+ Manufacturer Estimate

ORDER CODE	DESCRIPTION	APPROX. SHIP WT.	SUGGESTED LIST PRICE
*** STANDARD MACHINE ***			
L4060GST	L4060GST 4WD TRACTOR with 2 Post Foldable ROPS (97.6" High)		\$ 27,119.00

L4060GST		Price with Tire Option			
TIRES AND WHEELS (priced per piece)		APPROX SHIP WT.	SUGG. LIST PRICE	SUGG. LIST	
ORDER CODE	DESCRIPTION				
ABR8753B **	F/R-TIRE 8.3-16 R1 AG Steel Bias BA	68	\$ 246.00	\$27,119.00	
ALR6809B **	R-TIRE 14.9-24 R1 6PLY BIAS HI-PWR	233	\$ 637.00		
ALR6813	F-TIRE 29x12.5-15 R3 TF Steel Bias AA	73	\$ 320.00	\$27,643.00	
ALR6803	R-TIRE 44x18-20 R3 Titan MultiTrac 6stud	229	\$ 825.00		
ALR8898	F-TIRE 27x10.50-15 R3 Turf Sp Armstg Whl	70	\$ 384.00	\$27,973.00	
ALR6804	R-TIRE 41-18LLx16.1 R3 TF Steel Bias FA	132	\$ 926.00		
ALR8868	F-TIRE 27X8.5 R3 TF Steel Bias CA	44	\$ 215.00	\$27,055.00	
LR6801	R-TIRE 355/80-D20 TURF	188	\$ 636.00		
ALR8869A	F-TIRE 10-16.5 R4 IN Steel Bias AA	83	\$ 352.00	\$27,633.00	
ALR6807	R-TIRE 17.5L-24 R4 Firestone ATU	259	\$ 788.00		

** Standard tires.

L4060HST

*** EQUIPMENT IN STANDARD MACHINE ***

DIESEL ENGINE

Model # V2403-CR-E4-GL2/GL3
Tier IV Engine
Common Rail Direct Injection
w/ DPF and EGR
4 Cyl., 148.5 cu. in.
+ 40.0 Net Eng. HP
+ 32.5 PTO HP
@ 2600 Eng. rpm
12V 40Amp - 582CCA
Radial Air Flow Cooling
Dual Air Cleaner Element

HYDRAULICS

Open Center
Tandem Pump Gear Type
4.7 gpm Power Steering
9.4 gpm Remote/3 Pt. Hitch
14.1 gpm Total Hyd. Flow
Category I 3-Pt. Hitch
Lift Capacity —
At lift Point 3858 lbs.
24" Behind 2756 lbs.
Position Control

FRONT AXLE

Hydrostatic Power Steering
Cast iron 4WD front axle
Tread Spacing – Non-adjustable
Bevel Gear drive

DRIVE TRAIN

HST PLUS
3 Forward / 3 Reverse
Hi-Med-Low Range
Mech. Wet Disc Brakes
Differential Lock
Cruise Control

FLUID CAPACITY

Fuel Tank	13.5 gal.
Cooling System	7.9 qts.
Crankcase	8.7 qts
Transmission and Hydraulics	11.4 gal.
Front Axle Differential	6.9 qts.

POWER TAKE OFF

1 Speed Rear Live — HYD. IND.
540 rpm @ 2550 Eng. rpm
SAE 1-3/8 6 Splines
Electric over Hydraulic PTO Switch

DIMENSIONS

Overall Height w/ROPS	97.6"
Overall Length w/3pt.	129.5"
Wheel Base	74.6"
Crop Clearance	15.9"

STANDARD EQUIPMENT

ROPS w/Retractable Seat Belt
Safety Start Switch
Highback Adj. Swivel Seat w/ Deluxe
Suspension w/Arm Rests
Operator Presence Control System
Parking Brakes
Flat Deck w/ Hanging Pedals
Electric Key Shut-off
Tilt Steering
Wide Anti-Slip Step
ISO Mounted Platform
Turn Signals / Hazard Flashers
SMV Sign
Telescoping Lower Links
2 Tier Halogen Head Lights
4 Position Loader Valve
One Piece Metal Hood
12V Outlet and Cup Holder
Auto Throttle Advance
Hydro Dual Speed (H-DS)
HST Response Control
Throttle-UP Switch

IntelliPanel™

Lighted Communications Symbols
Standard Tachometer
Digital Read for Speed, MPH, PTO
speeds, diagnostics system and
DPF system
Warning Symbols
HST Mode Selection

TIRES AND WHEELS

Front 8.3 – 16 R1 AG
Rear 14.9 – 24 R1 AG

+ Manufacturer Estimate

ORDER CODE	DESCRIPTION	APPROX. SHIP WT.	SUGGESTED LIST PRICE
*** STANDARD MACHINE ***			
L4060HST	L4060HST 4WD TRACTOR with 2 Post Foldable ROPS (97.4" High)		\$ 27,599.00

L4060HST

TIRES AND WHEELS (priced per piece)

Price with Tire Option

ORDER CODE	DESCRIPTION	APPROX SHIP WT.	SUGG. LIST PRICE	SUGG. LIST
ABR8753B	** F/R-TIRE 8.3-16 R1 AG Steel Bias BA	68	\$ 246.00	\$27,599.00
ALR6809B	** R-TIRE 14.9-24 R1 6PLY BIAS HI-PWR	233	\$ 637.00	
ALR6813	F-TIRE 29x12.5-15 R3 TF Steel Bias AA	73	\$ 320.00	\$28,123.00
ALR6803	R-TIRE 44x18-20 R3 Titan MultiTrac 6stud	229	\$ 825.00	
ALR8898	F-TIRE 27x10.50-15 R3 Turf Sp Armstg Whl	70	\$ 384.00	\$28,453.00
ALR6804	R-TIRE 41-18LLx16.1 R3 TF Steel Bias FA	132	\$ 926.00	
ALR8868	F-TIRE 27X8.5 R3 TF Steel Bias CA	44	\$ 215.00	\$27,535.00
LR6801	R-TIRE 355/80-D20 TURF	188	\$ 636.00	
ALR8869A	F-TIRE 10-16.5 R4 IN Steel Bias AA	83	\$ 352.00	\$28,113.00
ALR6807	R-TIRE 17.5L-24 R4 Firestone ATU	259	\$ 788.00	

** Standard tires.

L4060HSTC

*** EQUIPMENT IN STANDARD MACHINE ***

DIESEL ENGINE

Model # V2403-CR-E4-GL2/GL3
Tier IV Engine
Common Rail Direct Injection
w/ DPF and EGR
4 Cyl., 148.5 cu. in.
+ 40.0 Net Eng. HP
+ 32.5 PTO HP
@ 2600 Eng. rpm
12V 60Amp - 582CCA
Radial Air Flow Cooling
Dual Air Cleaner Element

HYDRAULICS

Open Center
Tandem Pump Gear Type
4.7 gpm Power Steering
9.4 gpm Remote/3 Pt. Hitch
14.1 gpm Total Hyd. Flow
Category I 3-Pt. Hitch
Lift Capacity —
At lift Point 3858 lbs.
24" Behind 2756 lbs.
Position Control

FRONT AXLE

Hydrostatic Power Steering
Cast iron 4WD front axle
Tread Spacing – Non-adjustable
Bevel Gear drive

DRIVE TRAIN

HST PLUS
3 Forward / 3 Reverse
Hi-Med-Low Range
Mech. Wet Disc Brakes
Differential Lock
Cruise Control

FLUID CAPACITY

Fuel Tank	13.5 gal.
Cooling System	7.9 qts.
Crankcase	8.7 qts
Transmission and Hydraulics	11.4 gal.
Front Axle Differential	6.9 qts.

POWER TAKE OFF

Rear-1 Speed Live Hyd. Independent
540 rpm @ 2550 Eng. rpm
Electric over Hydraulic PTO Switch

DIMENSIONS

Overall Height w/Cab	91.1"
Overall Length w/3pt.	129.5"
Wheel Base	74.6"
Crop Clearance	15.9"

IntelliPanel™

Lighted Communications Symbols
Standard Tachometer
Digital Read for Speed, MPH, PTO
speeds, diagnostics system and DPF
system
Warning Symbols
HST Mode Selection

STANDARD EQUIPMENT

ROPS Certified Cab w/Retractable
Seat Belt
Highback Adj. Swivel Seat w/ Deluxe
Suspension w/Arm Rests
Safety Start Switches
Operator Presence Control System
Parking Brakes
Flat Deck w/Hanging Pedals
Electric Key Shut-off
2 Front Work Lights
Tilt Steering
Wide Anti-Slip Step
ISO Mounted Platform
Turn Signals / Hazard Flashers
SMV Sign
Operator Presence Control System
Telescoping Lower Links
2 Tier Halogen Head Lights
4 Position Loader Valve
One Piece Metal Hood
12V Outlet and Cup Holder
Auto Throttle Advance
Hydro Dual Speed (H-DS)
HST Response Control
Throttle-UP Switch
Front Wiper w/ Washer
60 Amp Alternator
Interior Light
AC/Heater with Internal/External
Ventilation
Speakers and Radio Wired
Horn

TIRES AND WHEELS

Front 8.3 – 16 R1 AG
Rear 14.9 – 24 R1 AG

+ Manufacturer Estimate

ORDER CODE	DESCRIPTION	APPROX. SHIP WT.	SUGGESTED LIST PRICE
------------	-------------	---------------------	-------------------------

*** STANDARD MACHINE ***

L4060HSTC	L4060HSTC 4WD CAB TRACTOR with ROPS Certified Factory Cab (91.1" High)	\$	35,665.00
-----------	---	----	-----------

L4060HSTC		Price with Tire Option			
TIRES AND WHEELS (priced per piece)		APPROX SHIP WT.	SUGG. LIST PRICE	SUGG. LIST	
ORDER CODE	DESCRIPTION				
ABR8753B	** F/R-TIRE 8.3-16 R1 AG Steel Bias BA	68	\$ 246.00	\$35,665.00	
ALR6809B	** R-TIRE 14.9-24 R1 6PLY BIAS HI-PWR	233	\$ 637.00		
ALR6813	F-TIRE 29x12.5-15 R3 TF Steel Bias AA	73	\$ 320.00	\$36,189.00	
ALR6803	R-TIRE 44x18-20 R3 Titan MultiTrac 6stud	229	\$ 825.00		
ALR8898	F-TIRE 27x10.50-15 R3 Turf Sp Armstg Whl	70	\$ 384.00	\$36,519.00	
ALR6804	R-TIRE 41-18LLx16.1 R3 TF Steel Bias FA	132	\$ 926.00		
ALR8868	F-TIRE 27X8.5 R3 TF Steel Bias CA	44	\$ 215.00	\$35,601.00	
LR6801	R-TIRE 355/80-D20 TURF	188	\$ 636.00		
ALR8869A	F-TIRE 10-16.5 R4 IN Steel Bias AA	83	\$ 352.00	\$36,179.00	
ALR6807	R-TIRE 17.5L-24 R4 Firestone ATU	259	\$ 788.00		

**Standard Tires

L4760GST

*** EQUIPMENT IN STANDARD MACHINE ***

DIESEL ENGINE

Model # V2403-CR-E4-GL4
Tier IV Engine
Common Rail Direct Injection
w/ DPF and EGR
4 Cyl., 148.5 cu. in.
+ 47.0 Net Eng. HP
+ 41.0 PTO HP
@ 2700 Eng. rpm
12V 40Amp - 582CCA
Radial Air Flow Cooling
Dual Air Cleaner Element

HYDRAULICS

Open Center
Tandem Pump Gear Type
4.9 gpm Power Steering
9.8 gpm Remote/3 Pt. Hitch
14.7 gpm Total Hyd. Flow
Category I 3-Pt. Hitch
Lift Capacity —
At lift Point 3858 lbs.
24" Behind 2756 lbs.
Position Control

FRONT AXLE

Hydrostatic Power Steering
Cast iron 4WD front axle
Tread Spacing – Non-adjustable
Bevel Gear drive

DRIVE TRAIN

Glide Shift w/ Synchro Shuttle
12 Forward Speeds / 8 Reverse
Speeds
Mech. Wet Disc Brakes
Clutch - Single Dry Plate
Differential Lock

FLUID CAPACITY

Fuel Tank	13.5 gal.
Cooling System	7.9 qts.
Crankcase	8.7 qts
Transmission and Hydraulics	11.4 gal.
Front Axle Differential	9.5 qts.

POWER TAKE OFF

1 Speed Rear Live — HYD. IND.
540 rpm @ 2550 Eng. rpm
SAE 1-3/8 6 Splines
Electric over Hydraulic PTO Switch

DIMENSIONS

Overall Height w/ROPS	97.6"
Overall Length w/3pt.	129.5"
Wheel Base	74.6"
Crop Clearance	15.6"

STANDARD EQUIPMENT

ROPS w/Retractable Seat Belt
Safety Start Switch
Highback Adj. Swivel Seat w/ Deluxe
Suspension w/Arm Rests
Operator Presence Control System
Parking Brakes
Flat Deck w/ Hanging Pedals
Electric Key Shut-off
Tilt Steering
Wide Anti-Slip Step
ISO Mounted Platform
Turn Signals / Hazard Flashers
SMV Sign
Telescoping Lower Links
2 Tier Halogen Head Lights
4 Position Loader Valve
One Piece Metal Hood
12V Outlet and Cup Holder

IntelliPanel™

Lighted Communications Symbols
Standard Tachometer
Digital Read for Speed, MPH, PTO
speeds, diagnostics system and
DPF system
Warning Symbols

TIRES AND WHEELS

Front 8.3 – 16 R1 AG
Rear 14.9 – 24 R1 AG

+ Manufacturer Estimate

ORDER CODE	DESCRIPTION	APPROX. SHIP WT.	SUGGESTED LIST PRICE
*** STANDARD MACHINE ***			

L4760GST	L4760GST 4WD TRACTOR	\$	32,511.00
	with 2 Post Foldable ROPS (97.4" High)		

L4760GST		Price with Tire Option		
TIRES AND WHEELS (priced per piece)		APPROX SHIP WT.	SUGG. LIST PRICE	SUGG. LIST
ORDER CODE	DESCRIPTION			
ABR8753B**	F/R-TIRE 8.3-16 R1 AG Steel Bias BA	68	\$ 246.00	\$32,511.00
ALR6809B**	R-TIRE 14.9-24 R1 6PLY BIAS HI-PWR	233	\$ 637.00	
ALR8895A	F-TIRE 29x12.5-15 R3 TF Steel Bias AA	73	\$ 320.00	\$33,035.00
ALR6803	R-TIRE 44x18-20 R3 Titan MultiTrac 6stud	229	\$ 825.00	
ALR8869A	F-TIRE 10-16.5 R4 IN Steel Bias AA	83	\$ 352.00	\$33,025.00
ALR6807	R-TIRE 17.5L-24 R4 Firestone ATU	259	\$ 788.00	
ALR6818A	F-TIRE LSW305R343 R3 TF STL RADAL AA	116	\$ 352.00	\$33,193.00
ALR6817	R-TIRE LSW610R470 R3 TF STL RADL AA	227	\$ 872.00	

** Standard tires.

L4760HST

*** EQUIPMENT IN STANDARD MACHINE ***

DIESEL ENGINE

Model # V2403-CR-E4-GL5/GL6
Tier IV Engine
Common Rail Direct Injection
w/ DPF and EGR
4 Cyl., 148.5 cu. in.
+ 47.0 Net Eng. HP
+ 39.5 PTO HP
@ 2600 Eng. rpm
12V 40Amp - 582CCA
Radial Air Flow Cooling
Dual Air Cleaner Element

HYDRAULICS

Open Center
Tandem Pump Gear Type
4.7 gpm Power Steering
9.4 gpm Remote/3 Pt. Hitch
14.1 gpm Total Hyd. Flow
Category I 3-Pt. Hitch
Lift Capacity —
At lift Point 3858 lbs.
24" Behind 2756 lbs.
Position Control

FRONT AXLE

Hydrostatic Power Steering
Cast iron 4WD front axle
Tread Spacing – Non-adjustable
Bevel Gear drive

DRIVE TRAIN

HST PLUS
3 Forward / 3 Reverse
Hi-Med-Low Range
Mech. Wet Disc Brakes
Differential Lock
Cruise Control

FLUID CAPACITY

Fuel Tank	13.5 gal.
Cooling System	7.9 qts.
Crankcase	8.7 qts
Transmission and Hydraulics	11.4 gal.
Front Axle Differential	9.5 qts.

POWER TAKE OFF

1 Speed Rear Live — HYD. IND.
540 rpm @ 2550 Eng. rpm
SAE 1-3/8 6 Splines
Electric over Hydraulic PTO Switch

DIMENSIONS

Overall Height w/ROPS	97.6"
Overall Length w/3pt.	129.5"
Wheel Base	74.6"
Crop Clearance	15.6"

STANDARD EQUIPMENT

ROPS w/Retractable Seat Belt
Safety Start Switch
Highback Adj. Swivel Seat w/ Deluxe
Suspension w/Arm Rests
Operator Presence Control System
Parking Brakes
Flat Deck w/ Hanging Pedals
Electric Key Shut-off
Tilt Steering
Wide Anti-Slip Step
ISO Mounted Platform
Turn Signals / Hazard Flashers
SMV Sign
Telescoping Lower Links
2 Tier Halogen Head Lights
4 Position Loader Valve
One Piece Metal Hood
12V Outlet and Cup Holder
Auto Throttle Advance
Hydro Dual Speed (H-DS)
HST Response Control
Throttle-UP Switch

IntelliPanel™

Lighted Communications Symbols
Standard Tachometer
Digital Read for Speed, MPH, PTO
speeds, diagnostics system and
DPF system
Warning Symbols
HST Mode Selection

TIRES AND WHEELS

Front 8.3 – 16 R1 AG
Rear 14.9 – 24 R1 AG

+ Manufacturer Estimate

ORDER CODE	DESCRIPTION	FACTORY NUMBER	APPROX. SHIP WT.	SUGGESTED LIST PRICE
*** STANDARD MACHINE ***				
L4760HST	L4760HST 4WD TRACTOR with 2 Post Foldable ROPS (97.6" High)	0		\$ 32,991.00

L4760HST		Price with Tire Option		
TIRES AND WHEELS (priced per piece)		APPROX SHIP WT.	SUGG. LIST PRICE	SUGG. LIST
ORDER CODE	DESCRIPTION			
ABR8753B**	F/R-TIRE 8.3-16 R1 AG Steel Bias BA	68	\$ 246.00	\$32,991.00
ALR6809B**	R-TIRE 14.9-24 R1 6PLY BIAS HI-PWR	233	\$ 637.00	
ALR8895A	F-TIRE 29x12.5-15 R3 TF Steel Bias AA	73	\$ 320.00	\$33,515.00
ALR6803	R-TIRE 44x18-20 R3 Titan MultiTrac 6stud	229	\$ 825.00	
ALR8869A	F-TIRE 10-16.5 R4 IN Steel Bias AA	83	\$ 352.00	\$33,505.00
ALR6807	R-TIRE 17.5L-24 R4 Firestone ATU	259	\$ 788.00	
ALR6818A	F-TIRE LSW305R343 R3 TF STL RADAL AA	116	\$ 352.00	\$33,673.00
ALR6817	R-TIRE LSW610R470 R3 TF STL RADL AA	227	\$ 872.00	

** Standard Tires

L4760HSTC

*** EQUIPMENT IN STANDARD MACHINE ***

DIESEL ENGINE

Model # V2403-CR-E4-GL5/GL6
Tier IV Engine
Common Rail Direct Injection
w/ DPF and EGR
4 Cyl., 148.5 cu. in.
+ 47.0 Net Eng. HP
+ 39.5 PTO HP
@ 2600 Eng. rpm
12V 40Amp - 582CCA
Radial Air Flow Cooling
Dual Air Cleaner Element

HYDRAULICS

Open Center
Tandem Pump Gear Type
4.7 gpm Power Steering
9.4 gpm Remote/3 Pt. Hitch
14.1 gpm Total Hyd. Flow
Category I 3-Pt. Hitch
Lift Capacity —
At lift Point 3858 lbs.
24" Behind 2756 lbs.
Position Control

FRONT AXLE

Hydrostatic Power Steering
Cast iron 4WD front axle
Tread Spacing – Non-adjustable
Bevel Gear drive

DRIVE TRAIN

HST PLUS
3 Forward / 3 Reverse
Hi-Med-Low Range
Mech. Wet Disc Brakes
Differential Lock
Cruise Control

FLUID CAPACITY

Fuel Tank	13.5 gal.
Cooling System	7.9 qts.
Crankcase	8.7 qts.
Transmission and Hydraulics	11.4 gal.
Front Axle Differential	9.5 qts.

POWER TAKE OFF

1 Speed Rear Live — HYD. IND.
540 rpm @ 2550 Eng. rpm
SAE 1-3/8 6 Splines
Electric over Hydraulic PTO Switch

DIMENSIONS

Overall Height w/Cab	91.9"
Overall Length w/3pt.	129.5"
Wheel Base	74.6"
Crop Clearance	15.6"

IntelliPanel™

Lighted Communications Symbols
Standard Tachometer
Digital Read for Speed, MPH, PTO
speeds, diagnostics system and DPF
system
Warning Symbols
HST Mode Selection

STANDARD EQUIPMENT

ROPS Certified Cab w/Retractable
Seat Belt
Highback Adj. Swivel Seat w/ Deluxe
Suspension w/Arm Rests
Safety Start Switches
Operator Presence Control System
Parking Brakes
Flat Deck w/Hanging Pedals
Electric Key Shut-off
2 Front Work Lights
Tilt Steering
Wide Anti-Slip Step
ISO Mounted Platform
Turn Signals / Hazard Flashers
SMV Sign
Operator Presence Control System
Telescoping Lower Links
2 Tier Halogen Head Lights
4 Position Loader Valve
One Piece Metal Hood
12V Outlet and Cup Holder
Auto Throttle Advance
Hydro Dual Speed (H-DS)
HST Response Control
Throttle-UP Switch
Front Wiper w/ Washer
60 Amp Alternator
Interior Light
AC/Heater with Internal/External
Ventilation
Speakers and Radio Wired
Horn

TIRES AND WHEELS

Front 8.3 – 16 R1 AG
Rear 14.9 – 24 R1 AG

+ Manufacturer Estimate

ORDER CODE	DESCRIPTION	APPROX. SHIP WT.	SUGGESTED LIST PRICE
*** STANDARD MACHINE ***			

L4760HSTC

L4760HSTC 4WD CAB TRACTOR
with ROPS Certified Factory Cab (91.9" High)

\$ 41,057.00

L4760HSTC

TIRES AND WHEELS (priced per piece)

Price with Tire Option

ORDER CODE	DESCRIPTION	APPROX SHIP WT.	SUGG. LIST PRICE	SUGG. LIST
ABR8753B**	F/R-TIRE 8.3-16 R1 AG Steel Bias BA	68	\$ 246.00	\$41,057.00
ALR6809B**	R-TIRE 14.9-24 R1 6PLY BIAS HI-PWR	233	\$ 637.00	
ALR8895A	F-TIRE 29x12.5-15 R3 TF Steel Bias AA	73	\$ 320.00	\$41,581.00
ALR6803	R-TIRE 44x18-20 R3 Titan MultiTrac 6stud	229	\$ 825.00	
ALR8869A	F-TIRE 10-16.5 R4 IN Steel Bias AA	83	\$ 352.00	\$41,571.00
ALR6807	R-TIRE 17.5L-24 R4 Firestone ATU	259	\$ 788.00	
ALR6818A	F-TIRE LSW305R343 R3 TF STL RADAL AA	116	\$ 352.00	\$41,739.00
ALR6817	R-TIRE LSW610R470 R3 TF STL RADL AA	227	\$ 872.00	

** Standard Tires

L5060GST

*** EQUIPMENT IN STANDARD MACHINE ***

DIESEL ENGINE

Model # V2403-CR-TE4-GL1
Tier IV Engine
Common Rail Direct Injection
Turbo Charged Engine
w/ DPF and EGR
4 Cyl. 148.5 cu. in.
+ 50.0 Net Eng. HP
+ 44.0 PTO HP
@ 2700 Eng. rpm
12V 40Amp - 582CCA
Radial Air Flow Cooling
Dual Air Cleaner Element

HYDRAULICS

Open Center
Tandem Pump Gear Type
4.9 gpm Power Steering
9.8 gpm Remote/3 Pt. Hitch
14.7 gpm Total Hyd. Flow
Category I 3-Pt. Hitch
Lift Capacity —
At lift Point 3858 lbs.
24" Behind 2976 lbs.
Position Control

FRONT AXLE

Hydrostatic Power Steering
Cast iron 4WD front axle
Tread Spacing — Non-adjustable
Bevel Gear drive

DRIVE TRAIN

Glide Shift w/ Synchro Shuttle
12 Forward Speeds / 8 Reverse
Speeds
Mech. Wet Disc Brakes
Clutch - Single Dry Plate
Differential Lock

FLUID CAPACITY

Fuel Tank	13.5 gal.
Cooling System	8.7 qts.
Crankcase	9.9 qts
Transmission and Hydraulics	11.9 gal.
Front Axle Differential	9.5 qts.

POWER TAKE OFF

1 Speed Rear Live — HYD. IND.
540 rpm @ 2550 Eng. rpm
SAE 1-3/8 6 Splines
Electric over Hydraulic PTO Switch

DIMENSIONS

Overall Height w/ROPS	98.0"
Overall Length w/3pt.	135.0"
Wheel Base	75.4"
Crop Clearance	16.7"

STANDARD EQUIPMENT

ROPS w/Retractable Seat Belt
Safety Start Switch
Highback Adj. Swivel Seat w/ Deluxe
Suspension w/Arm Rests
Operator Presence Control System
Parking Brakes
Flat Deck w/ Hanging Pedals
Electric Key Shut-off
Tilt Steering
Wide Anti-Slip Step
ISO Mounted Platform
Turn Signals / Hazard Flashers
SMV Sign
Telescoping Lower Links
2 Tier Halogen Head Lights
4 Position Loader Valve
One Piece Metal Hood
12V Outlet and Cup Holder

IntelliPanel™

Lighted Communications Symbols
Standard Tachometer
Digital Read for Speed, MPH, PTO
speeds, diagnostics system and
DPF system
Warning Symbols

TIRES AND WHEELS

Front 9.5 – 16 R1 AG
Rear 14.9 – 26 R1 AG

+ Manufacturer Estimate

ORDER CODE	DESCRIPTION	APPROX. SHIP WT.	SUGGESTED LIST PRICE
------------	-------------	---------------------	-------------------------

*** STANDARD MACHINE ***

L5060GST

L5060GST 4WD TRACTOR
with 2 Post Foldable ROPS (98.0" High)

\$ 33,341.00

L5060GST		Price with Tire Option		
TIRES AND WHEELS (priced per piece)		APPROX SHIP WT.	SUGG. LIST PRICE	SUGG. LIST
AMXR8860A	F-TIRE 9.5-16 R1 Gdyr Dura Torque 6stud	76	\$ 283.00	\$33,341.00
AMXR8861	R-TIRE 14.9-26 R1 6-PLY HI PWR LUG	246	\$ 825.00	
AMXR8860A	F-TIRE 9.5-16 R1 Gdyr Dura Torque 6stud	76	\$ 283.00	\$33,341.00
AMXR8813A	R-TIRE 13.6-28 R1 6-PLY BIAS HI TRAC	245	\$ 825.00	
ALR8895A	F-TIRE 29x12.5-15 R3 TF Steel Bias AA	73	\$ 320.00	\$33,415.00
ALR6802	R-TIRE 44x18-20 R3 Titan MultiTrac 8stud	221	\$ 825.00	
ALR8869A	F-TIRE 10-16.5 R4 IN Steel Bias AA	83	\$ 352.00	\$33,595.00
AMXR8862	R-TIRE 17.5L-24 R4 Titan Ind Cont TL	280	\$ 883.00	
ALR6818A	F-TIRE LSW305R343 R3 TF STL RADAL AA	116	\$ 352.00	\$33,573.00
ALR6819	R-TIRE LSW610R470 R3 TF STL RADAL AA	227	\$ 872.00	

** Standard tires.

L5460HST

*** EQUIPMENT IN STANDARD MACHINE ***

DIESEL ENGINE

Model # V2403-CR-TE4-GL2/GL3
Tier IV Engine
Common Rail Direct Injection
w/ DPF and EGR
Turbo Charged
4 Cyl., 148.5 cu. in.
+ 54.0 Net Eng. HP
+ 46.5 PTO HP
@ 2600 Eng. rpm
12V 45Amp - 582CCA
Radial Air Flow Cooling
Dual Air Cleaner Element

HYDRAULICS

Open Center
Tandem Pump Gear Type
4.7 gpm Power Steering
9.4 gpm Remote/3 Pt. Hitch
14.1 gpm Total Hyd. Flow
Category I & II 3-Pt. Hitch
Lift Capacity —
At lift Point 3858 lbs.
24" Behind 2976 lbs.
Position Control

FRONT AXLE

Hydrostatic Power Steering
Cast iron 4WD front axle
Tread Spacing – Non-adjustable
Bevel Gear drive

DRIVE TRAIN

HST PLUS
3 Forward Speeds / 3 Reverse
Speeds
High-Med-Low
Mech. Wet Disc Brakes
Differential Lock
Cruise Control

FLUID CAPACITY

Fuel Tank	13.5 gal.
Cooling System	8.7 qts.
Crankcase	9.9 qts
Transmission and Hydraulics	11.9 gal.
Front Axle Differential	9.5 qts.

POWER TAKE OFF

1 Speed Rear Live — HYD. IND.
540 rpm @ 2550 Eng. rpm
SAE 1-3/8 6 Splines
Electric over Hydraulic PTO Switch

DIMENSIONS

Overall Height w/ROPS	98.0"
Overall Length w/3pt.	135.0"
Wheel Base	75.4"
Crop Clearance	16.7"

STANDARD EQUIPMENT

ROPS w/Retractable Seat Belt
Safety Start Switch
Highback Adj. Swivel Seat w/ Deluxe
Suspension w/Arm Rests
Operator Presence Control System
Parking Brakes
Flat Deck w/ Hanging Pedals
Electric Key Shut-off
Tilt Steering
Wide Anti-Slip Step
ISO Mounted Platform
Turn Signals / Hazard Flashers
SMV Sign
Telescoping Lower Links
2 Tier Halogen Head Lights
4 Position Loader Valve
One Piece Metal Hood
12V Outlet and Cup Holder
Auto Throttle Advance
Hydro Dual Speed (H-DS)
HST Response Control
Throttle-UP Switch

IntelliPanel™

Lighted Communications Symbols
Standard Tachometer
Digital Read for Speed, MPH, PTO
speeds, diagnostics system and
DPF system
Warning Symbols
HST Mode Selection

TIRES AND WHEELS

Front 9.5 – 16 R1 AG
Rear 14.9 – 26 R1 AG

+ Manufacturer Estimate

ORDER CODE	DESCRIPTION	APPROX. SHIP WT.	SUGGESTED LIST PRICE
------------	-------------	---------------------	-------------------------

*** STANDARD MACHINE ***

L5460HST	L5460HST 4WD TRACTOR with 2 Post Foldable ROPS (98.0" High)	\$	34,817.00
----------	--	----	-----------

L5460HST		Price with Tire Option		
TIRES AND WHEELS (priced per piece)		APPROX SHIP WT.	SUGG. LIST PRICE	SUGG. LIST
AMXR8860A	** F-TIRE 9.5-16 R1 Gdyr Dura Torque 6stud	76	\$ 283.00	\$34,817.00
AMXR8861	R-TIRE 14.9-26 R1 6-PLY HI PWR LUG	246	\$ 825.00	
AMXR8860A	F-TIRE 9.5-16 R1 Gdyr Dura Torque 6stud	76	\$ 283.00	\$34,817.00
AMXR8813A	R-TIRE 13.6-28 R1 6-PLY BIAS HI TRAC	245	\$ 825.00	
ALR8895A	F-TIRE 29x12.5-15 R3 TF Steel Bias AA	73	\$ 320.00	\$34,891.00
ALR6802	R-TIRE 44x18-20 R3 Titan MultiTrac 8stud	221	\$ 825.00	
ALR8869A	F-TIRE 10-16.5 R4 IN Steel Bias AA	83	\$ 352.00	\$35,071.00
AMXR8862	R-TIRE 17.5L-24 R4 Titan Ind Cont TL	280	\$ 883.00	
ALR6818A	F-TIRE LSW305R343 R3 TF STL RADAL AA	116	\$ 352.00	\$35,049.00
ALR6819	R-TIRE LSW610R470 R3 TF STL RADAL AA	227	\$ 872.00	

** Standard tires.

L5460HSTC

*** EQUIPMENT IN STANDARD MACHINE ***

DIESEL ENGINE

Model # V2403-CR-TE4-GL2/GL3
Tier IV Engine
Common Rail Direct Injection
w/ DPF and EGR
Turbo Charged
4 Cyl., 148.5 cu. in.
+ 54.0 Net Eng. HP
+ 46.5 PTO HP
@ 2600 Eng. rpm
12V 60Amp - 582CCA
Radial Air Flow Cooling
Dual Air Cleaner Element

HYDRAULICS

Open Center
Tandem Pump Gear Type
4.7 gpm Power Steering
9.4 gpm Remote/3 Pt. Hitch
14.1 gpm Total Hyd. Flow
Category I & II 3-Pt. Hitch
Lift Capacity —
At lift Point 3858 lbs.
24" Behind 2976 lbs.
Position Control

FRONT AXLE

Hydrostatic Power Steering
Cast iron 4WD front axle
Tread Spacing – Non-adjustable
Bevel Gear drive

+ Manufacturer Estimate

DRIVE TRAIN

HST PLUS
3 Forward Speeds / 3 Reverse
Speeds
High-Med-Low
Mech. Wet Disc Brakes
Differential Lock
Cruise Control

FLUID CAPACITY

Fuel Tank	13.5 gal.
Cooling System	8.7 qts.
Crankcase	9.9 qts
Transmission and Hydraulics	11.9 gal.
Front Axle Differential	9.5 qts.

POWER TAKE OFF

1 Speed Rear Live — HYD. IND.
540 rpm @ 2550 Eng. rpm
SAE 1-3/8 6 Splines
Electric over Hydraulic PTO Switch

DIMENSIONS

Overall Height w/Cab	92.5"
Overall Length w/3pt.	135.0"
Wheel Base	75.4"
Crop Clearance	16.7"

IntelliPanel™

Lighted Communications Symbols
Standard Tachometer
Digital Read for Speed, MPH, PTO
speeds, diagnostics system and DPF
system
Warning Symbols
HST Mode Selection

STANDARD EQUIPMENT

ROPS Certified Cab w/Retractable
Seat Belt
Highback Adj. Swivel Seat w/ Deluxe
Suspension w/Arm Rests
Safety Start Switches
Operator Presence Control System
Parking Brakes
Flat Deck w/Hanging Pedals
Electric Key Shut-off
2 Front Work Lights
Tilt Steering
Wide Anti-Slip Step
ISO Mounted Platform
Turn Signals / Hazard Flashers
SMV Sign
Operator Presence Control System
Telescoping Lower Links
2 Tier Halogen Head Lights
4 Position Loader Valve
One Piece Metal Hood
12V Outlet and Cup Holder
Auto Throttle Advance
Hydro Dual Speed (H-DS)
HST Response Control
Throttle-UP Switch
Front Wiper w/ Washer
60 Amp Alternator
Interior Light
AC/Heater with Internal/External
Ventilation
Speakers and Radio Wired
Horn

TIRES AND WHEELS

Front 9.5 – 16 R1 AG
Rear 14.9 – 26 R1 AG

ORDER CODE	DESCRIPTION	APPROX. SHIP WT.	SUGGESTED LIST PRICE
*** STANDARD MACHINE ***			

L5460HSTC

L5460HSTC 4WD CAB TRACTOR
with ROPS Certified Factory Cab (92.5" High)

\$ 42,883.00

L5460HSTC		Price with Tire Option			
TIRES AND WHEELS (priced per piece)		APPROX SHIP WT.	SUGG. LIST PRICE	SUGG. LIST	
ORDER CODE	DESCRIPTION				
AMXR8860A **	F-TIRE 9.5-16 R1 Gdyr Dura Torque 6stud	76	\$ 283.00	\$42,883.00	
AMXR8861 **	R-TIRE 14.9-26 R1 6-PLY HI PWR LUG	246	\$ 825.00		
AMXR8860A	F-TIRE 9.5-16 R1 Gdyr Dura Torque 6stud	76	\$ 283.00	\$42,883.00	
AMXR8813A	R-TIRE 13.6-28 R1 6-PLY BIAS HI TRAC	245	\$ 825.00		
ALR8895A	F-TIRE 29x12.5-15 R3 TF Steel Bias AA	73	\$ 320.00	\$42,957.00	
ALR6802	R-TIRE 44x18-20 R3 Titan MultiTrac 8stud	221	\$ 825.00		
ALR8869A	F-TIRE 10-16.5 R4 IN Steel Bias AA	83	\$ 352.00	\$43,137.00	
AMXR8862	R-TIRE 17.5L-24 R4 Titan Ind Cont TL	280	\$ 883.00		
ALR6818A	F-TIRE LSW305R343 R3 TF STL RADAL AA	116	\$ 352.00	\$43,115.00	
ALR6819	R-TIRE LSW610R470 R3 TF STL RADAL AA	227	\$ 872.00		

** Standard tires.

L6060HST

*** EQUIPMENT IN STANDARD MACHINE ***

DIESEL ENGINE

Model # V2403-CR-TE4-GL4/GL5
Tier IV Engine
Common Rail Direct Injection
w/ DPF and EGR
Turbo Charged
4 Cyl., 148.5 cu. in.
+ 60.0 Net Eng. HP
+ 53.0 PTO HP
@ 2600 Eng. rpm
12V 45Amp - 582CCA
Radial Air Flow Cooling
Dual Air Cleaner Element

HYDRAULICS

Open Center
Tandem Pump Gear Type
4.7 gpm Power Steering
9.4 gpm Remote/3 Pt. Hitch
14.1 gpm Total Hyd. Flow
Category I & II 3-Pt. Hitch
Lift Capacity —
At lift Point 3858 lbs.
24" Behind 2976 lbs.
Position Control

FRONT AXLE

Hydrostatic Power Steering
Cast iron 4WD front axle
Tread Spacing – Non-adjustable
Bevel Gear drive

DRIVE TRAIN

HST PLUS
3 Forward Speeds / 3 Reverse
Speeds
High-Med-Low
Mech. Wet Disc Brakes
Differential Lock
Cruise Control

FLUID CAPACITY

Fuel Tank 13.5 gal.
Cooling System 8.7 qts.
Crankcase 9.9 qts.
Transmission and
Hydraulics 11.9 gal.
Front Axle Differential 9.5 qts.

POWER TAKE OFF

1 Speed Rear Live — HYD. IND.
540 rpm @ 2550 Eng. rpm
SAE 1-3/8 6 Splines
Electric over Hydraulic PTO Switch

DIMENSIONS

Overall Height w/ROPS 98.0"
Overall Length w/3pt. 135.0"
Wheel Base 75.4"
Crop Clearance 16.7"

STANDARD EQUIPMENT

ROPS w/Retractable Seat Belt
Safety Start Switch
Highback Adj. Swivel Seat w/ Deluxe
Suspension w/Arm Rests
Operator Presence Control System
Parking Brakes
Flat Deck w/ Hanging Pedals
Electric Key Shut-off
Tilt Steering
Wide Anti-Slip Step
ISO Mounted Platform
Turn Signals / Hazard Flashers
SMV Sign
Telescoping Lower Links
2 Tier Halogen Head Lights
4 Position Loader Valve
One Piece Metal Hood
12V Outlet and Cup Holder
Auto Throttle Advance
Hydro Dual Speed (H-DS)
HST Response Control
Throttle-UP Switch

IntelliPanel™

Lighted Communications Symbols
Standard Tachometer
Digital Read for Speed, MPH, PTO
speeds, diagnostics system and
DPF system
Warning Symbols
HST Mode Selection

TIRES AND WHEELS

Front 9.5 – 16 R1 AG
Rear 14.9 – 26 R1 AG

+ Manufacturer Estimate

ORDER CODE	DESCRIPTION	APPROX. SHIP WT.	SUGGESTED LIST PRICE
*** STANDARD MACHINE ***			

L6060HST	L6060HST 4WD TRACTOR	\$ 36,726.00
	with 2 Post Foldable ROPS (97.4" High)	

L6060HST		Price with Tire Option		
TIRES AND WHEELS (priced per piece)		APPROX SHIP WT.	SUGG. LIST PRICE	SUGG. LIST
AMXR8860A	** F-TIRE 9.5-16 R1 Gdyr Dura Torque 6stud	76	\$ 283.00	\$36,726.00
AMXR8861	** R-TIRE 14.9-26 R1 6-PLY HI PWR LUG	246	\$ 825.00	
AMXR8860A	F-TIRE 9.5-16 R1 Gdyr Dura Torque 6stud	76	\$ 283.00	\$36,726.00
AMXR8813A	R-TIRE 13.6-28 R1 6-PLY BIAS HI TRAC	245	\$ 825.00	
ALR8895A	F-TIRE 29x12.5-15 R3 TF Steel Bias AA	73	\$ 320.00	\$36,800.00
ALR6802	R-TIRE 44x18-20 R3 Titan MultiTrac 8stud	221	\$ 825.00	
ALR8869A	F-TIRE 10-16.5 R4 IN Steel Bias AA	83	\$ 352.00	\$36,980.00
AMXR8862	R-TIRE 17.5L-24 R4 Titan Ind Cont TL	280	\$ 883.00	
ALR6818A	F-TIRE LSW305R343 R3 TF STL RADAL AA	116	\$ 352.00	\$36,958.00
ALR6819	R-TIRE LSW610R470 R3 TF STL RADAL AA	227	\$ 872.00	

** Standard tires.

L6060HSTC

*** EQUIPMENT IN STANDARD MACHINE ***

DIESEL ENGINE

Model # V2403-CR-TE4-GL4/GL5
Tier IV Engine
Common Rail Direct Injection
w/ DPF and EGR
Turbo Charged
4 Cyl., 148.5 cu. in.
+ 60.0 Net Eng. HP
+ 53.0 PTO HP
@ 2600 Eng. rpm
12V 45Amp - 582CCA
Radial Air Flow Cooling
Dual Air Cleaner Element

HYDRAULICS

Open Center
Tandem Pump Gear Type
4.7 gpm Power Steering
9.4 gpm Remote/3 Pt. Hitch
14.1 gpm Total Hyd. Flow
Category I & II 3-Pt. Hitch
Lift Capacity —
At lift Point 3858 lbs.
24" Behind 2976 lbs.
Position Control

FRONT AXLE

Hydrostatic Power Steering
Cast iron 4WD front axle
Tread Spacing – Non-adjustable
Bevel Gear drive

DRIVE TRAIN

HST PLUS
3 Forward Speeds / 3 Reverse
Speeds
High-Med-Low
Mech. Wet Disc Brakes
Differential Lock
Cruise Control

FLUID CAPACITY

Fuel Tank	13.5 gal.
Cooling System	8.7 qts.
Crankcase	9.9 qts
Transmission and	
Hydraulics	11.9 gal.
Front Axle Differential	9.5 qts.

POWER TAKE OFF

1 Speed Rear Live — HYD. IND.
540 rpm @ 2550 Eng. rpm
SAE 1-3/8 6 Splines
Electric over Hydraulic PTO Switch

DIMENSIONS

Overall Height w/ROPS	98.0"
Overall Length w/3pt.	135.0"
Wheel Base	75.4"
Crop Clearance	16.7"

IntelliPanel™

Lighted Communications Symbols
Standard Tachometer
Digital Read for Speed, MPH, PTO
speeds, diagnostics system and DPF
system
Warning Symbols
HST Mode Selection

STANDARD EQUIPMENT

ROPS Certified Cab w/Retractable
Seat Belt
Highback Adj. Swivel Seat w/ Deluxe
Suspension w/Arm Rests
Safety Start Switches
Operator Presence Control System
Parking Brakes
Flat Deck w/Hanging Pedals
Electric Key Shut-off
2 Front Work Lights
Tilt Steering
Wide Anti-Slip Step
ISO Mounted Platform
Turn Signals / Hazard Flashers
SMV Sign
Operator Presence Control System
Telescoping Lower Links
2 Tier Halogen Head Lights
4 Position Loader Valve
One Piece Metal Hood
12V Outlet and Cup Holder
Auto Throttle Advance
Hydro Dual Speed (H-DS)
HST Response Control
Throttle-UP Switch
Front Wiper w/ Washer
60 Amp Alternator
Interior Light
AC/Heater with Internal/External
Ventilation
Speakers and Radio Wired
Horn

TIRES AND WHEELS

Front 9.5 – 16 R1 AG
Rear 14.9 – 24 R1 AG

+ Manufacturer Estimate

ORDER CODE	DESCRIPTION	APPROX. SHIP WT.	SUGGESTED LIST PRICE
*** STANDARD MACHINE ***			
L6060HSTC	L6060HST 4WD CAB TRACTOR with ROPS Certified Factory Cab (92.5" High)		\$ 44,792.00

L6060HSTC		Price with Tire Option		
TIRES AND WHEELS (priced per piece)		APPROX SHIP WT.	SUGG. LIST PRICE	SUGG. LIST
ORDER CODE	DESCRIPTION			
AMXR8860A **	F-TIRE 9.5-16 R1 Gdyl Dura Torque 6stud	76	\$ 283.00	\$44,792.00
AMXR8861 **	R-TIRE 14.9-26 R1 6-PLY HI PWR LUG	246	\$ 825.00	
AMXR8860A	F-TIRE 9.5-16 R1 Gdyl Dura Torque 6stud	76	\$ 283.00	\$44,792.00
AMXR8813A	R-TIRE 13.6-28 R1 6-PLY BIAS HI TRAC	245	\$ 825.00	
ALR8895A	F-TIRE 29x12.5-15 R3 TF Steel Bias AA	73	\$ 320.00	\$44,866.00
ALR6802	R-TIRE 44x18-20 R3 Titan MultiTrac 8stud	221	\$ 825.00	
ALR8869A	F-TIRE 10-16.5 R4 IN Steel Bias AA	83	\$ 352.00	\$45,046.00
AMXR8862	R-TIRE 17.5L-24 R4 Titan Ind Cont TL	280	\$ 883.00	
ALR6818A	F-TIRE LSW305R343 R3 TF STL RADAL AA	116	\$ 352.00	\$45,024.00
ALR6819	R-TIRE LSW610R470 R3 TF STL RADAL AA	227	\$ 872.00	

** Standard Tires

Grand L - 60 Series Attachment Chart

Charts for Quick Reference Only, Please refer to Wholegoods Numbers for proper applications

	L3560	L4060	L4760	L5060	L5460	L6060
Foldable ROPS & Seat Belt	SFL-F356	SLF-F476	SLF-F476	SLF-F606	SLF-F606	SLF-F606
Sunshade for ROPS	E1133 Std. E1134 Deluxe	E1133 Std. E1134 Deluxe	E1133 Std. E1134 Deluxe	E1133 Std. E1134 Deluxe	E1133 Std. E1134 Deluxe	E1133 Std. E1134 Deluxe
Rear Wheel Weight ① (Max. 3/Wheel)	L8066A①	L8066A①	L8066A①	LM8124⑤	LM8124⑤	LM8124⑤
Front Weight Bracket ⑥	MX8068	MX8068	MX8068	MX8068	MX8068	MX8068
Rear Work Light (ROPS)	L8329	L8329	L8329	L8329	L8329	L8329
Front Bumper Weight(s) Max. 7⑩	BL8060-1	BL8060-1	BL8060-1	BL8060-1	BL8060-1	BL8060-1
Rear Remote Hydraulics Sectional stackable valves Select double acting or Float Detent	See "Rear Remote Hydraulics" Section in corresponding Dealer Installed Options price pages.					
Draft Control	L8395	L8395	L8395	L8395	L8395	L8395
Swinging Drawbar	L8325	L8325	L8325	L8325	L8325	L8325
Drawbar Clevis	L9496G	L9496G	L9496G	L9496G	L9496G	L9496G
Front Grille Guard②	L2257	L2257	L2257	L2257	L2257	L2257
Creep Speed Kit③	L8382	L8382	L8382	L8382	N/A	N/A
3-pt Top-N-Tilt Kit④	L8388	L8388	L8388	L8388	L8388	L8388
Mid-PTO Kit⑥	L8387	L8387	L8387	L8387	L8387	L8387
Loader Valve Diverter Kit	L8397	L8397	L8397	L8397	L8397	L8397
Ballast Box	L8170	L8170	L8170	L8170	L8170	L8170

CAB MODELS

L8333 Rear Work Light Kit (2 Lights)
L8364 Rear Wiper Kit, Washer connects to Front -Wiper's Washer.
L8340 Defogger Kit (Rear Window)
L8381 Defogger Kit (Corner Windows)

RADIOS

E9276B AM / FM / Weather Band / CD ⑧
E9299A AM/FM with Aux input

- ① Up to 3 wheel weights can be mounted together when using the L8067 Bolt Kit.
- ② Front Grille Guard for non-loader applications. If using BL8060-1 Front Bumper Weights in combination with L2257 Grille Guard and Front Quick Hitch, then TBA Front Weight Bracket must be used. Order from Parts Department.
- ③ Not applicable to HST models.
- ④ Requires 2 or 3 Rear Hydraulic Remote depending on implement application. Please review Rear Remote Hydraulic section to select the correct remote configuration. Top-N-Tilt not compatible with ALL BH sub-frames.
- ⑤ LM8124 is 2 weights per set. Up to 3 weights max per wheel
- ⑥ Requires Mid-PTO Internal Gear installation on L3560DT/GST/HST, L4060DT/GST/HST, L4760GST/HST, L5060GST, L5460HST, L6060HST.
- ⑩ Weights must be removed from bracket when Loader is installed.

Grand L - 60 Series Dealer Installed Options

ORDER CODE	DESCRIPTION	APPROX. SHIP WT.	SUGGESTED LIST PRICE
MID-PTO KITS			
L8387	Mid-PTO Kit All Grand L-60 Series (ROPS Models L3560DT/GST/HST, L4060DT/GST/HST, L4760GST/HST, L5060GST, L5460HST, L6060HST require Internal Gear Kit L8316)	22	\$377.00
L8316	② Mid-PTO Internal Gear Kit For installation of L8387 Mid-PTO Kit L3560DT/GST/HST, L4060DT/GST/HST, L4760GST/HST, L5060GST, L5460HST, L6060HST (Standard on Cab Tractors)	25	\$248.00

REAR REMOTE HYDRAULICS

ROPS MODELS			
Must order Base Kit and one Valve Section to complete installation.			
L8398	Base Kit and First Lever Requires L8308 or L8309 Valve to complete Assembly	21	\$587.00
L8393	Second Position Stacking Kit Includes Hardware and 2nd Lever Requires: Additional L8308 or L8309 Valve Section	7	\$316.00
L8394	Third Position Stacking Kit Includes Hardware and 3rd Lever Requires: Additional L8308 or L8309 Valve Section (For Triple Remotes, Second Position Stacking Kit also required)	8	\$316.00
L8308	Double Acting Valve Section Requires: Base Kit and First Lever	4	\$240.00
L8309	FD Float Detent Valve Section Requires: Base Kit and First Lever	6	\$302.00

CAB MODELS			
Must order Base Kit and one Valve Section to complete installation.			
L8396	Base Kit and 1st Lever Requires L8308 or L8309 Valve to complete Assembly	16	\$587.00
L8393	Second Position Stacking Kit Includes Hardware and 2nd Lever Requires: Additional L8308 or L8309 Valve Section	7	\$316.00
L8394	Third Position Stacking Kit Includes Hardware and 3rd Lever Requires: Additional L8308 or L8309 Valve Section (For Triple Remotes, Second Position Stacking Kit also required)	35	\$316.00
L8308	Double Acting Valve Section Requires: Base Kit and First Lever	4	\$240.00
L8309	FD Float Detent Valve Section Requires: Base Kit and First Lever	6	\$302.00

② Allow approximately 10 hours for installation time.

Grand L - 60 Series Dealer Installed Options

ORDER CODE	DESCRIPTION	APPROX. SHIP WT.	SUGGESTED LIST PRICE
HYDRAULIC DIVERTER KIT			
L8397	② Hydraulic Diverter Kit enables standard Loader Valve to be used as (2) rear hydraulic remotes, one remote will be float detent and one will be standard double-acting	20	\$562.00
DRAFT CONTROL			
L8395	Draft Control all Grand L 60 Series	25	\$561.00
TNT (Top-N-Tilt Kit)			
L8388	① Top (Cylinder) & Tilt (Cylinder) Kit	44	TBA
DRAWBAR OPTIONS			
L9496G	Drawbar Clevis	8	\$67.00
L8325	Swinging Drawbar	20	\$145.00
CREEP SPEED KIT			
L8382	Creep Speed Kit (All Grand L60 Series except HST Models)	24	\$602.00
SUNSHADE FOR ROPS			
E1133	Standard Sunshade	63	\$437.00
E1134	Deluxe Sunshade Requires E1136 Mounting Bracket Kit	63	\$387.00
E1136	Mounting Bracket Kit for E1134	30	\$191.00
E1138	Front Work Light Kit for E1134 (includes 2 lights)	10	\$125.00

- ① Requires 2 or 3 Rear Hydraulic Remote depending on implement application. Please review Rear Remote Hydraulic section to select the correct remote configuration. Not compatible with Backhoes.
- ② Not compatible with Front Loader or L8308/L8309 Hydraulic Valves.

Grand L - 60 Series Dealer Installed Options

ORDER CODE		DESCRIPTION	APPROX. SHIP WT.	SUGGESTED LIST PRICE
FRONT GRILLE GUARD				
L2257	①	Front Grille Guard (Non-Loader Applications)	45	\$269.00
TBA		Front Weight Bracket Kit		TBA
SEAT BELT KIT				
70002-06605		Extra Length Seat Belt Kit		(Order from the Parts Department)
BLOCK HEATER				
TBA		Block Heater		(Order from the Parts Department)
WEIGHT KITS				
REAR WHEEL WEIGHTS				
L3560, L4060, L4760 all ROPS and CAB Models				
L8066A	③	Rear Wheel Weights (64 lbs. each) One, two, or three weights per wheel. Mount to 24" wheels with 10.24" wheel weight bolt hole centers. Set of 2 weights, Requires L8067A Bolt Kit, max. 3 Sets	128	\$124.00
L8067A		Bolt Kit for L8066A (Max. 3 sets)	5	\$33.00
L5060, L5460, L6060 all ROPS and CAB Models				
LM8124	③	Rear Wheel Weights (103 lbs. each) One, two or three weights per wheel. Mount to 24", 26", or 28" wheels with steel discs. Set of 2 weights, requires LM8125A Bolt Kit, max. 3 sets (not turf tire compatible)	105	\$279.00
LM8125A		Bolt Kit for 1st set of LM8124 weights (one kit will accept one set of weights) for 24", 26" and 28" steel wheels	6	\$67.00
M8121A		Bolt Kit for 2nd and 3rd set of LM8124 Weights	6	\$21.00

① Front Grille Guard for non-loader applications. If using BL8060-1 Front Bumper Weights in combination with L2257 Grille Guard and Front Quick Hitch, then TBA Front Weight Bracket must be used. Order from Parts Department- TBA

③ Not compatible with Turf Tires.

Grand L - 60 Series Dealer Installed Options

ORDER CODE	DESCRIPTION	APPROX. SHIP WT.	SUGGESTED LIST PRICE
WEIGHT KITS (Continued)			
FRONT WEIGHTS			
MX8068	② Front Weight Bracket Kit All Grand L 60 Models	25	\$96.00
BL8060-1	③ Front Suitcase Weight (55 lbs. each) Per weight, Max. 7 weights	55	\$71.00
BL8060B	Bolt Kit (1 per weight required) Use with MX8068 Weight Bracket	1	\$2.00
REAR WORK LIGHT KIT (ROPS)			
L8329	Rear Work Light Kit	5	\$89.00
BALLAST BOX			
L8170	Ballast Box (1000 lb. cap. with dry sand) (All Grand L-60 Series)	168	\$449.00
CAB MODEL OPTIONS			
L8333	Rear Work light Kit (2 lights, Cab)	3	\$131.00
L8364	Rear Wiper Kit	4	\$143.00
L8340	Defogger Kit (Rear Window)	18	\$281.00
L8381	Defogger Kit (Corner Windows)	18	\$307.00
E9299A	Ⓐ AM/FM Radio with MP3 Port and 7-Channel Weather Band.	4	\$310.00
E9276B	Ⓐ AM/FM Radio CD/MP3 Player with 7-Channel Weather Band.	4	\$440.00
TBA	Air Ride Seat		TBA
REPLACEMENT CABS			
L8392	① Replacement Cab for: L3560HSTC		TBA
L8391	① Replacement Cab for: L4060HSTC, and L4760HSTC		TBA
L8390	① Replacement Cab for: L5460HSTC, and L6060HSTC		TBA
REPLACEMENT ROPS			
SFL-F356	Replacement ROPS for: L3560DT, L3560GST, L3560HST		TBA
SFL-F476	Replacement ROPS for: L4060DT, L4060GST, L4060HST, L4760GST, L4760HST		TBA
SLF-F606	Replacement ROPS for: L5060GST, L5460HST, L6060HST		TBA

Ⓐ Radios have a 2-year warranty.

① Replacement Cab packages include Cab assembly, mounting hardware, installation manual, left and right hand external rear view mirrors, all standard exterior lights, air-conditioning controls and hoses. Cab packages DO NOT include steering wheel.

② MX8068 Front Weight Bracket is not compatible with L2257 Grille Guard.

③ Front weights must be removed when the loader is installed, the weight bracket may remain on the tractor.

Grand L - 40 Series

MODEL NAME	PTO H.P.	2 OR 4 WD	Trans. Type	Synchro Shuttle	Full @ Synchro	Trans. Speeds	PTO Type	Opt. Mid PTO ^③	Hyd. Power Steering	Creep Speed	Loader Valve
L3240 32.0 ①	26.5	2WD	F	S	S	8F X 8R	L Ind. Hyd.	C	S	OPT	S
	26.5	4WD	DT	S	S	8F X 8R	L Ind. Hyd.	C	S	OPT	S
	26.5	4WD	GST	S	S	12F X 8R	L Ind. Hyd.	C	S	OPT	S
	25.0	4WD	HST	N/A	N/A	Infinite	L Ind. Hyd.	C	S	N/A	S
	25.0	4WD	HSTC	N/A	N/A	Infinite	L Ind. Hyd.	C	S	N/A	S
L3540 35.0 ①	29.5	4WD	GST	S	S	12F X 8R	L Ind. Hyd.	C	S	OPT	S
	28.0	4WD	HST	N/A	N/A	Infinite	L Ind. Hyd.	C	S	N/A	S
	28.0	4WD	HSTC	N/A	N/A	Infinite	L Ind. Hyd.	C	S	N/A	S
L3940 38.5 ①	33.0	4WD	DT	S	S	8F X 8R	L Ind. Hyd.	C	S	OPT	S
	33.0	4WD	GST	S	S	12F X 8R	L Ind. Hyd.	C	S	OPT	S
	31.5	4WD	HST	N/A	N/A	Infinite	L Ind. Hyd.	C	S	N/A	S
	31.5	4WD	HSTC	N/A	N/A	Infinite	L Ind. Hyd.	C	S	N/A	S
L4240 42.0 ①	36.5	4WD	DT	S	S	8F X 8R	L Ind. Hyd.	C + I	S	OPT	S
	36.5	4WD	GST	S	S	12F X 8R	L Ind. Hyd.	C + I	S	OPT	S
	35.0	4WD	HST	N/A	N/A	Infinite	L Ind. Hyd.	C + I	S	N/A	S
	35.0	4WD	HSTC	N/A	N/A	Infinite	L Ind. Hyd.	C	S	N/A	S
L4740 47.0 ①	41.5	4WD	GST	S	S	12F X 8R	L Ind. Hyd.	C + I	S	OPT	S
	40.0	4WD	HST	N/A	N/A	Infinite	L Ind. Hyd.	C + I	S	N/A	S
	40.0	4WD	HSTC	N/A	N/A	Infinite	L Ind. Hyd.	C	S	N/A	S
L5040 50.0 ①	44.0	4WD	GST	S	S	12F X 8R	L Ind. Hyd.	C + I	S	OPT	S
L5240 52.0 ①	45.0	4WD	HST	N/A	N/A	Infinite	L Ind. Hyd.	C + I	S	N/A	S
	45.0	4WD	HSTC	N/A	N/A	Infinite	L Ind. Hyd.	C	S	N/A	S
L5740 57.0 ①	50.0	4WD	HST	N/A	N/A	Infinite	L Ind. Hyd.	C + I	S	N/A	S
	50.0	4WD	HSTC	N/A	N/A	Infinite	L Ind. Hyd.	C	S	N/A	S

S = Standard Equipment

OPT = Field Installed Option

① Net Engine Horsepower

② Main Transmission (4 Speed)

③ C = Cassette style installation, C + I = Cassette plus requires internal gear installation.

L3240F-1/-2/-3

*** EQUIPMENT IN STANDARD MACHINE ***

DIESEL ENGINE

Model # D1703
3 Cyl., 100.5 cu. in.
+ 32.0 Net Eng. HP
+ 26.5 PTO HP
@ 2700 Eng. rpm
Interim Tier IV Engine
Indirect Injection (E-TVCS)
12V – 490CCA
Charging Output 40 Amps
Radial Air Flow Cooling
Dual Air Cleaner Element

HYDRAULICS

Open Center
Tandem Pumps Gear Type
4.9 gpm Power Steering
8.3 gpm Remote/3 Pt. Hitch
13.2 gpm Total Hyd. Flow
Lift Capacity —
At lift Point 3750 lbs.
24" Behind 2650 lbs.

FRONT AXLE

Hydrostatic Power Steering
Tubular Steel Beam, 2WD
Adjustable (Telescoping) Tread Spacing

DRIVE TRAIN

8 Forward / 8 Reverse
Manual w/ Synchro Main and Shuttle
Transmission
Mech. Wet Disc Brakes
Clutch — Dry Single Stage
Differential Lock

FLUID CAPACITY

Fuel Tank 11.6 gal
Cooling System 6.3 qts
Crankcase 6.0 qts
Transmission and
Hydraulics 11.1 gal

DIMENSIONS

Overall Height w/ROPS 94.0"
Overall Length w/3pt. 128.5"
Wheel Base 71.3"
Crop Clearance 15.7"

POWER TAKE OFF

1 Speed Rear Live — HYD. IND.
540 rpm @ 2550 Eng. rpm
Electric over Hydraulic PTO Switch
(-3 only)

STANDARD EQUIPMENT

ROPS w/Retractable Seat Belt
Swivel Seat (-3 only)
Safety Start Switch

STANDARD EQUIPMENT (Cont.)

Highback Adj. Reclining Seat
w/Arm Rests
Parking Brakes
Electric Key Shut-off
Tilt Steering
Wide Anti-Slip Step
ISO Mounted Platform
Turn Signals / Hazard Flashers
SMV Sign
Operator Presence Control System
Telescoping Lower Links
Halogen Head Lights
4 Position Loader Valve

IntelliPanel™

Lighted Communications Symbols
Standard Tachometer
Digital Read for Speed, MPH, PTO
speeds, diagnostics system
Warning Symbols

TIRES AND WHEELS

Front 6.00-16 F2 AG
Rear 12.4 - 24 R1 AG

+ Manufacturer Estimate

ORDER CODE	DESCRIPTION	APPROX. SHIP WT.	SUGGESTED LIST PRICE
------------	-------------	---------------------	-------------------------

*** STANDARD MACHINE ***

L3240F-1	* L3240F-1 2WD TRACTOR with 2 Post Foldable ROPS (97.4" height)	2822	\$ 18,201.00
L3240F-2/-3	* L3240F-2/F-3 2WD TRACTOR with 2 Post Foldable ROPS (94.1" height)	2822	\$ 18,201.00

* Subject to availability.

L3240F-1
L3240F-2
L3240F-3

TIRES AND WHEELS (priced per piece) L3240F-1/-2/-3		Price with Tire Option		
ORDER CODE	DESCRIPTION	APPROX SHIP WT.	SUGG. LIST PRICE	SUGG. LIST
ALR8852A**	F-TIRE 7.5L-15 FIRESTONE F2 CHAMPION	64	\$ 194.00	\$18,201.00
ALR8821B**	R-TIRE 12.4-24 R1 Firestone (SAT) II	154	\$ 533.00	
AMXR8837	F-TIRE 29x12.50-15 R3 Ttn MultiTrac6stud	73	\$ 311.00	\$19,019.00
ALR6803	R-TIRE 44x18-20 R3 Titan MultiTrac 6stud	229	\$ 825.00	
ALR8868	F-TIRE 27X8.5 R3 TF Steel Bias CA	44	\$ 215.00	\$18,449.00
LR6801	R-TIRE 355/80-D20 TURF	188	\$ 636.00	
ALR8898	F-TIRE 27x10.50-15 R3 Turf Sp Armstg W/hi	70	\$ 384.00	\$19,367.00
ALR6804	R-TIRE 41-18LLx16.1 R3 TF Steel Bias FA	132	\$ 926.00	

** Standard tires.

L3240DT-1/-2/-3

*** EQUIPMENT IN STANDARD MACHINE ***

DIESEL ENGINE

Model # D1703
3 Cyl., 100.5 cu. in.
+ 32.0 Net Eng. HP
+ 26.5 PTO HP
@ 2700 Eng. rpm
Interim Tier IV Engine
Indirect Injection (E-TVCS)
12V – 490CCA
Charging Output 40 Amps
Radial Air Flow Cooling
Dual Air Cleaner Element

HYDRAULICS

Open Center
Tandem Pumps Gear Type
4.9 gpm Power Steering
8.3 gpm Remote/3 Pt. Hitch
13.2 gpm Total Hyd. Flow
Lift Capacity —
At lift Point 3750 lbs.
24" Behind 2650 lbs.

FRONT AXLE

Hydrostatic Power Steering
Bevel Gear, 4WD
Cast Iron
Tread Spacing, Non-adjustable

+ Manufacturer Estimate

DRIVE TRAIN

8 Forward / 8 Reverse
Manual w/Synchro Main
and Shuttle Transmission
Mech. Wet Disc Brakes
Clutch — Single Dry Plate
Differential Lock

FLUID CAPACITY

Fuel Tank 11.6 gal
Cooling System 6.3 qts
Crankcase 6.0 qts
Transmission and
Hydraulics 11.1 gal
Front Axle 6.9 qts

DIMENSIONS

Overall Height w/ROPS 94.0"
Overall Length w/3pt. 124.4"
Wheel Base 71.1"
Crop Clearance 15.0"

POWER TAKE OFF

Rear -1 Speed Live — HYD. IND.
540 rpm @ 2550 Eng. rpm
Electric over hydraulic PTO Switch
(-3 only)

STANDARD EQUIPMENT

ROPS w/Retractable Seat Belt
Swivel Seat (-3 only)
Safety Start Switch

STANDARD EQUIPMENT (Cont.)

High Back Adj. Reclining Seat
w/Arm Rests
Parking Brakes
Electric Key Shut-off
Tilt Steering
Wide Anti-Slip Step
ISO Mounted Platform
Turn Signals / Hazard Flashers
SMV Sign
Operator Presence Control System
Telescoping Lower Links
Halogen Head Lights
4 Position Loader Valve

IntelliPanel™

Lighted Communications Symbols
Standard Tachometer
Digital Read for Speed, MPH, PTO
speeds, diagnostics system
Warning Symbols

TIRES AND WHEELS

Front 7.2 - 16 R1 AG
Rear 12.4 - 24 R1 AG

ORDER CODE	DESCRIPTION	APPROX. SHIP WT.	SUGGESTED LIST PRICE
*** STANDARD MACHINE ***			
L3240DT-1*	L3240DT-1 4WD TRACTOR with 2 Post Foldable ROPS (97.4" height)	2919	\$ 19,948.00
L3240DT-2/-3*	L3240DT-2/-3 4WD TRACTOR with 2 Post Foldable ROPS (94.0" height)	2919	\$ 19,948.00

L3240DT-1*
L3240DT-2*
L3240DT-3*

TIRES AND WHEELS (priced per piece)		Price with Tire Option		
ORDER CODE	DESCRIPTION	APPROX SHIP WT.	SUGG. LIST PRICE	SUGG. LIST
ALR8866D**	F-TIRE 7.2-16 POWER TORQUE 8PR R1	56	\$ 262.00	\$19,948.00
ALR8821B**	R-TIRE 12.4-24 R1 Firestone (SAT) II	154	\$ 533.00	
ALR8869A	F-TIRE 10-16.5 R4 IN Steel Bias AA	83	\$ 352.00	\$20,616.00
ALR8855	R-TIRE 420/70-24 R4 F-Stone All Trc Util	235	\$ 777.00	
ALR6813	F-TIRE 29x12.5-15 R3 TF Steel Bias AA	73	\$ 320.00	\$20,648.00
ALR6803	R-TIRE 44x18-20 R3 Titan MultiTrac 6stud	229	\$ 825.00	
ALR8868	F-TIRE 27X8.5 R3 TF Steel Bias CA	44	\$ 215.00	\$20,060.00
LR6801	R-TIRE 355/80-D20 TURF	188	\$ 636.00	
ALR8898	F-TIRE 27x10.50-15 R3 Turf Sp Armstg Whl	70	\$ 384.00	\$20,978.00
ALR6804	R-TIRE 41-18LLx16.1 R3 TF Steel Bias FA	132	\$ 926.00	

** Standard tires.

* Subject to availability.

Prices and specifications subject to change without notice. F.O.B. KTC designated shipping point.

Complete revision March 1, 2013.

L3240GST-1/-2/-3

*** EQUIPMENT IN STANDARD MACHINE ***

DIESEL ENGINE

Model # D1703
3 Cyl., 100.5 cu. in.
+ 32.0 Net Eng. HP
+ 26.5 PTO HP
@ 2700 Eng. rpm
Interim Tier IV Engine
Indirect Injection (E-TVCS)
12V – 490CCA
Charging Output 40 Amps
Radial Air Flow Cooling
Dual Air Cleaner Element

HYDRAULICS

Tandem Pumps Gear Type
4.9 gpm Power Steering
8.3 gpm Remote/3 Pt. Hitch
13.2 gpm Total Hyd. Flow
Cat I 3-point Hitch —
At lift Point 3750 lbs.
24" Behind 2650 lbs.

FRONT AXLE

Hydrostatic Power Steering
Bevel Gear, 4WD
Cast iron
Tread Spacing, Nonadjustable

+ Manufacturer Estimate

DRIVE TRAIN

12 Forward / 8 Reverse
Glideshift w / Synchro Shuttle
Mech. Wet Disc Brakes
Clutch — Single Dry Plate
Differential Lock

FLUID CAPACITY

Fuel Tank 11.6 gal.
Cooling System 6.3 qts.
Crankcase 6.0 qts.
Transmission and
Hydraulics 11.1 gal.
Front Axle 6.9 qts.

DIMENSIONS

Overall Height w/ROPS 94.0"
Overall Length w/3pt. 124.4"
Wheel Base 71.1"
Crop Clearance 15.0"

POWER TAKE OFF

Rear -1 Speed Live Hyd. Independent
540 rpm @ 2550 Eng. rpm
Electric over Hydraulic PTO Switch
(-3 only)

STANDARD EQUIPMENT

ROPS w/Retractable Seat Belt
Swivel Seat (-3 only)
Safety Start Switch
High Back Adj. Reclining Seat
w/Arm Rests

STANDARD EQUIPMENT (Cont.)

Parking Brakes
Electric Key Shut-off
Tilt Steering
Wide Anti-Slip Step
ISO Mounted Platform
Turn Signals / Hazard Flashers
SMV Sign
Operator Presence Control System
Telescoping Lower Links
Halogen Headlights
4 Position Loader Valve

IntelliPanel™

Lighted Communications Symbols
Standard Tachometer
Digital Read for Speed, MPH, PTO
speeds, diagnostics system
Warning Symbols

TIRES AND WHEELS

Front 7.2 - 16 R1 AG
Rear 12.4 - 24 R1 AG

ORDER CODE	DESCRIPTION	APPROX. SHIP WT.	SUGGESTED LIST PRICE
*** STANDARD MACHINE ***			
L3240GST-1*	L3240GST-1 4WD TRACTOR with 2 Post Foldable ROPS (97.4" High)	2954	\$ 21,091.00
L3240GST-2/-3*	L3240GST-2/-3 4WD TRACTOR with 2 Post Foldable ROPS (94.0" High)	2954	\$ 21,091.00

* Subject to availability.

L3240GST-1*				
L3240GST-2*				
L3240GST-3*				
TIRES AND WHEELS (priced per piece)		Price with Tire Option		
ORDER CODE	DESCRIPTION	APPROX SHIP WT.	SUGG. LIST PRICE	SUGG. LIST
ALR8866D**	F-TIRE 7.2-16 POWER TORQUE 8PR R1	56	\$ 262.00	\$21,091.00
ALR8821B**	R-TIRE 12.4-24 R1 Firestone (SAT) II	154	\$ 533.00	
ALR8869A	F-TIRE 10-16.5 R4 IN Steel Bias AA	83	\$ 352.00	\$21,759.00
ALR8855	R-TIRE 420/70-24 R4 F-Stone All Trc Util	235	\$ 777.00	
ALR6813	F-TIRE 29x12.5-15 R3 TF Steel Bias AA	73	\$ 320.00	\$21,791.00
ALR6803	R-TIRE 44x18-20 R3 Titan MultiTrac 6stud	229	\$ 825.00	
ALR8868	F-TIRE 27X8.5 R3 TF Steel Bias CA	44	\$ 215.00	\$21,203.00
LR6801	R-TIRE 355/80-D20 TURF	188	\$ 636.00	
ALR8898	F-TIRE 27x10.50-15 R3 Turf Sp Armstg Whl	70	\$ 384.00	\$22,121.00
ALR6804	R-TIRE 41-18LLx16.1 R3 TF Steel Bias FA	132	\$ 926.00	

** Standard tires.

* Subject to availability.

Prices and specifications subject to change without notice. F.O.B. KTC designated shipping point.
Complete revision March 1, 2013.

L3240HST-1/-2/-3

*** EQUIPMENT IN STANDARD MACHINE ***

DIESEL ENGINE

Model # D1703
3 Cyl., 100.5 cu. in.
+ 32.0 Net Eng, HP
+ 25.0 PTO HP
@ 2700 Eng. rpm
Interim Tier IV Engine
Indirect Injection (E-TVCS)
12V – 490CCA
Charging Output 40 Amps
Radial Air Flow Cooling
Dual Air Cleaner Element

HYDRAULICS

Open Center
Tandem Pumps Gear Type
4.9 gpm Power Steering
8.3 gpm Remote/3 Pt. Hitch
13.2 gpm Total Hyd. Flow
Cat I 3-point Hitch —
At lift Point 3750 lbs.
24" Behind 2650 lbs.

FRONT AXLE

Hydrostatic Power Steering
Bevel Gear, 4WD
Cast iron
Tread Spacing, Nonadjustable

DRIVE TRAIN

HST Plus
Stall Guard Plus (-3 only)
3 Speed Low-Medium-High
Mech. Wet Disc Brakes
Clutch - Single Dry Plate
Differential Lock
Cruise Control

FLUID CAPACITY

Fuel Tank 11.6 gal
Cooling System 6.3 qts
Crankcase 6.0 qts
Transmission and Hydraulics 11.1 gal
Front Axle 6.9 qts

DIMENSIONS

Overall Height w/ROPS 94.0"
Overall Length w/3pt. 124.4"
Wheel Base 71.1"
Crop Clearance 15.0"

POWER TAKE OFF

Rear-1 Speed Live Hyd. Independent
540 rpm @ 2550 Eng. rpm
Electric over Hydraulic PTO Switch
(-3 only)

STANDARD EQUIPMENT

ROPS w/Retractable Seat Belt
Swivel Seat (-3 only)
Safety Start Switches

STANDARD EQUIPMENT (Cont.)

High Back Adj. Reclining Seat
w/Arm Rests
Parking Brakes
Electric Key Shut-off
Wide Anti-Slip Step
Tilt Steering
ISO Mounted Platform
Turn Signals / Hazard Flashers
SMV Sign
Telescoping Lower Links
Operator Presence Control System
Halogen Headlights
4 Position Loader Valve

IntelliPanel™

Lighted Communications Symbols
Standard Tachometer
Digital Read for Speed, MPH, PTO
speeds, diagnostics system
Warning Symbols

TIRES AND WHEELS

Front 7.2 - 16 R1 AG
Rear 12.4 - 24 R1 AG

+ Manufacturer Estimate

ORDER CODE	DESCRIPTION	APPROX. SHIP WT.	SUGGESTED LIST PRICE
*** STANDARD MACHINE ***			
L3240HST-1*	L3240HST-1 4WD TRACTOR with 2 Post Foldable ROPS (97.4" High)	3005	\$ 21,586.00
L3240HST-2/-3*	L3240HST-2/-3 4WD TRACTOR with 2 Post Foldable ROPS (94.1" High)	3005	\$ 21,586.00

L3240HST-1*
L3240HST-2*
L3240HST-3*

TIRES AND WHEELS (priced per piece)		Price with Tire Option		
ORDER CODE	DESCRIPTION	APPROX SHIP WT.	SUGG. LIST PRICE	SUGG. LIST
ALR8866D**	F-TIRE 7.2-16 POWER TORQUE 8PR R1	56	\$ 262.00	\$21,586.00
ALR8821B**	R-TIRE 12.4-24 R1 Firestone (SAT) II	154	\$ 533.00	
ALR8869A	F-TIRE 10-16.5 R4 IN Steel Bias AA	83	\$ 352.00	\$22,254.00
ALR8855	R-TIRE 420/70-24 R4 F-Stone All Trc Util	235	\$ 777.00	
ALR6813	F-TIRE 29x12.5-15 R3 TF Steel Bias AA	73	\$ 320.00	\$22,286.00
ALR6803	R-TIRE 44x18-20 R3 Titan MultiTrac 6stud	229	\$ 825.00	
ALR8868	F-TIRE 27X8.5 R3 TF Steel Bias CA	44	\$ 215.00	\$21,698.00
LR6801	R-TIRE 355/80-D20 TURF	188	\$ 636.00	
ALR8898	F-TIRE 27x10.50-15 R3 Turf Sp Armstg Whl	70	\$ 384.00	\$22,616.00
ALR6804	R-TIRE 41-18LLx16.1 R3 TF Steel Bias FA	132	\$ 926.00	

** Standard tires.

* Subject to availability.

Prices and specifications subject to change without notice. F.O.B. KTC designated shipping point.
Complete revision March 1, 2013.

L3240HSTC-1/-3

*** EQUIPMENT IN STANDARD MACHINE ***

DIESEL ENGINE

Model # D1703
3 Cyl., 100.5 cu. in.
+ 32.0 Net Eng, HP
+ 25.0 PTO HP
@ 2700 Eng. rpm
Interim Tier IV Engine
Indirect Injection (E-TVCS)
12V – 490CCA
Charging Output 60 Amps
Radial Air Flow Cooling
Dual Air Cleaner Element

HYDRAULICS

Open Center
Tandem Pumps Gear Type
4.9 gpm Power Steering
8.3 gpm Remote/3 Pt. Hitch
13.2 gpm Total Hyd. Flow
Cat I 3-point Hitch —
At lift Point 3750 lbs.
24" Behind 2650 lbs.

FRONT AXLE

Hydrostatic Power Steering
Bevel Gear, 4WD
Cast iron
Tread Spacing, Nonadjustable

DRIVE TRAIN

HST Plus
Stall Guard Plus (-3 only)
3 Speed Low-Medium-High
Mech. Wet Disc Brakes
Clutch - Single Dry Plate
Differential Lock
Cruise Control

FLUID CAPACITY

Fuel Tank 11.6 gal.
Cooling System 6.3 qts.
Crankcase 6.0 qts.
Transmission and 11.1 gal.
Hydraulics
Front Axle 6.9 qts.

DIMENSIONS

Overall Height w/CAB 89.6"
Overall Length w/3pt. 124.4"
Wheel Base 71.7"
Crop Clearance 15.0"

POWER TAKE OFF

Rear-1 Speed Live Hyd. Independent
540 rpm @ 2550 Eng. rpm
Electric over Hydraulic PTO Switch
(-3 only)

IntelliPanel™

Lighted Communications Symbols
Standard Tachometer
Digital Read for Speed, MPH, PTO
speeds, diagnostics system
Warning Symbols

STANDARD EQUIPMENT

ROPS Certified Cab
w/Retractable Seat Belt
Swivel Seat (-3 only)
Safety Start Switches
High Back Adj. Reclining Seat
w/Arm Rests
Parking Brakes
Electric Key Shut-off
Tilt Steering
ISO Mounted Platform
Turn Signals / Hazard Flashers
SMV Sign
Telescoping Lower Links
Operator Presence Control System
Halogen Headlights
4 Position Loader Valve
2 Front Work Lights
L/R Anti-slip Steps
Radio-wired
12V Outlet
L/R Door Struts
Heater and A/C
Front Wipe/Wash (2 Speed)
Horn
Cloth Headliner (-3 only)

TIRES AND WHEELS

Front 7.2 - 16 R1 AG
Rear 12.4 - 24 R1 AG

+ Manufacturer Estimate

ORDER CODE	DESCRIPTION	APPROX. SHIP WT.	SUGGESTED LIST PRICE
------------	-------------	------------------	----------------------

*** STANDARD MACHINE ***

L3240HSTC-1/-3*	L3240HSTC-1/-3 4WD CAB TRACTOR with ROPS certified CAB	2913	\$ 28,951.00
-----------------	---	------	--------------

L3240HSTC-1*		Price with Tire Option		
L3240HSTC-3*		APPROX SHIP WT.	SUGG. LIST PRICE	SUGG. LIST
TIRES AND WHEELS (priced per piece)		ORDER CODE	DESCRIPTION	
		ALR8866D**	F-TIRE 7.2-16 POWER TORQUE 8PR R1	\$28,951.00
		ALR8821B**	R-TIRE 12.4-24 R1 Firestone (SAT) II	
		ALR8869A	F-TIRE 10-16.5 R4 IN Steel Bias AA	\$29,619.00
		ALR8855	R-TIRE 420/70-24 R4 F-Stone All Trc Util	
		ALR6813	F-TIRE 29x12.5-15 R3 TF Steel Bias AA	\$29,651.00
		ALR6803	R-TIRE 44x18-20 R3 Titan MultiTrac 6stud	
		ALR8868	F-TIRE 27X8.5 R3 TF Steel Bias CA	\$29,063.00
		LR6801	R-TIRE 355/80-D20 TURF	
		ALR8898	F-TIRE 27x10.50-15 R3 Turf Sp Armstg Whl	\$29,981.00
		ALR6804	R-TIRE 41-18LLx16.1 R3 TF Steel Bias FA	

** Standard tires.

* Subject to availability.

L3540GST-1/-2/-3

*** EQUIPMENT IN STANDARD MACHINE ***

DIESEL ENGINE

Model # D1803
3 Cyl., 111.4 cu. in.
+ 35.0 Net Eng. HP
+ 29.5 PTO HP
@ 2700 Eng. rpm
Interim Tier IV Engine
Indirect Injection (E-TVCS)
12V – 582CCA
Charging Output 40 Amps
Radial Air Flow Cooling
Dual Air Cleaner Element

HYDRAULICS

Open Center
Tandem Pumps Gear Type
4.9 gpm Power Steering
8.3 gpm Remote/3 Pt. Hitch
13.2 gpm Total Hyd. Flow
Cat I 3-point Hitch —
At lift Point 3750 lbs.
24" Behind 2650 lbs.

FRONT AXLE

Hydrostatic Power Steering
Bevel Gear, 4WD
Cast Iron
Tread Spacing, Nonadjustable

DRIVE TRAIN

12 Forward / 8 Reverse
Glideshift w / Synchro Shuttle
Mech. Wet Disc Brakes
Clutch — Single Dry Stage
Differential Lock

FLUID CAPACITY

Fuel Tank 11.6 gal.
Cooling System 7.9 qts.
Crankcase 7.1 qts.
Transmission and 11.1 gal.
Hydraulics
Front Axle 6.9 qts

DIMENSIONS

Overall Height w/ROPS 94.0"
Overall Length w/3pt. 124.4"
Wheel Base 71.1"
Crop Clearance 15.0"

POWER TAKE OFF

Rear - 1 Speed Live Hyd. Independent
540 rpm @ 2550 Eng. rpm
Electric over hydraulic PTO Switch
(-3 only)

STANDARD EQUIPMENT

ROPS w/Retractable Seat Belt
Swivel Seat (-3 only)
Safety Start Switches
High Back Adj. Reclining Seat
w/Arm Rests
Parking Brakes
Electric Key Shut-off
Wide Anti-Slip Step
Tilt Steering
ISO Mounted Platform
Turn Signals / Hazard Flashers
SMV Sign
Telescoping Lower Links
Operator Presence Control System
Halogen Headlights
4 Position Loader Valve

IntelliPanel™

Lighted Communications Symbols
Standard Tachometer
Digital Read for Speed, MPH, PTO
speeds, diagnostics system
Warning Symbols

TIRES AND WHEELS

Front 7.2 - 16 R1 AG
Rear 12.4 - 24 R1 AG

+ Manufacturer Estimate

ORDER CODE	DESCRIPTION	APPROX. SHIP WT.	SUGGESTED LIST PRICE
*** STANDARD MACHINE ***			
L3540GST-1*	* L3540GST-1 4WD TRACTOR with 2 Post Foldable ROPS (97.4" High)	2972	\$ 22,410.00
L3540GST-2/-3*	* L3540GST-2/-3 4WD TRACTOR with 2 Post Foldable ROPS (94.0" High)	2972	\$ 22,410.00

L3540GST-1*
L3540GST-2*
L3540GST-3*

TIRES AND WHEELS (priced per piece)		Price with Tire Option		
ORDER CODE	DESCRIPTION	APPROX SHIP WT.	SUGG. LIST PRICE	SUGG. LIST
ALR8866D**	F-TIRE 7.2-16 POWER TORQUE 8PR R1	56	\$ 262.00	\$22,410.00
ALR8821B**	R-TIRE 12.4-24 R1 Firestone (SAT) II	154	\$ 533.00	
ALR8869A	F-TIRE 10-16.5 R4 IN Steel Bias AA	83	\$ 352.00	\$23,078.00
ALR8855	R-TIRE 420/70-24 R4 F-Stone All Trc Util	235	\$ 777.00	
ALR6813	F-TIRE 29x12.5-15 R3 TF Steel Bias AA	73	\$ 320.00	\$23,110.00
ALR6803	R-TIRE 44x18-20 R3 Titan MultiTrac 6stud	229	\$ 825.00	
ALR8868	F-TIRE 27X8.5 R3 TF Steel Bias CA	44	\$ 215.00	\$22,522.00
LR6801	R-TIRE 355/80-D20 TURF	188	\$ 636.00	
ALR8898	F-TIRE 27x10.50-15 R3 Turf Sp Armstg Whl	70	\$ 384.00	\$23,440.00
ALR6804	R-TIRE 41-18LLx16.1 R3 TF Steel Bias FA	132	\$ 926.00	

** Standard tires.

* Subject to availability.

L3540HST-1/-2/-3

*** EQUIPMENT IN STANDARD MACHINE ***

DIESEL ENGINE

Model # D1803
3 Cyl., 111.4 cu. in.
+ 35.0 Net Eng. HP
+ 28.0 PTO HP
@ 2700 Eng. rpm
Interim Tier IV Engine
Indirect Injection (E-TVCS)
12V – 582CCA
Charging Output 40 Amps
Radial Air Flow Cooling
Dual Air Cleaner Element

HYDRAULICS

Open Center
Tandem Pumps Gear Type
4.9 gpm Power Steering
8.3 gpm Remote/3 Pt. Hitch
13.2 gpm Total Hyd. Flow
Cat I 3-point Hitch —
At lift Point 3750 lbs.
24" Behind 2650 lbs.

FRONT AXLE

Hydrostatic Power Steering
Bevel Gear, 4WD
Cast Iron
Tread Spacing, Nonadjustable

DRIVE TRAIN

HST Plus
Stall Guard Plus (-3 only)
3 Speed Low-Medium-High
Mech. Wet Disc Brakes
Clutch — Single Dry Plate
Differential Lock
Mech. Lever Cruise Control

FLUID CAPACITY

Fuel Tank 11.6 gal
Cooling System 7.9 qts
Crankcase 7.1 qts
Transmission and Hydraulics 11.1 gal
Front Axle 6.9 qts

DIMENSIONS

Overall Height w/ROPS 94.0"
Overall Length w/3pt. 124.4"
Wheel Base 71.1"
Crop Clearance 15.0

POWER TAKE OFF

Rear-1 Speed Live Hyd. Independent
540 rpm @ 2550 Eng. rpm
Electric over Hydraulic PTO Switch
(-3 only)

STANDARD EQUIPMENT

ROPS w/Retractable Seat Belt
Swivel Seat (-3 only)
Safety Start Switches
High Back Adj. Reclining Seat
w/Arm Rests
Parking Brakes
Electric Key Shut-off
Wide Anti-Slip Step
Tilt Steering
ISO Mounted Platform
Turn Signals / Hazard Flashers
SMV Sign
Telescoping Lower Links
Operator Presence Control System
Halogen Headlights
4 Position Loader Valve

IntelliPanel™

Lighted Communications Symbols
Standard Tachometer
Digital Read for Speed, MPH, PTO
speeds, diagnostics system
Warning Symbols

TIRES AND WHEELS

Front 7.2 - 16 R1 AG
Rear 12.4 - 24 R1 AG

+ Manufacturer Estimate

ORDER CODE	DESCRIPTION	APPROX. SHIP WT.	SUGGESTED LIST PRICE
------------	-------------	------------------	----------------------

*** STANDARD MACHINE ***

L3540HST-1*	L3540HST-1 4WD TRACTOR with 2 Post Foldable ROPS (97.4" High)	3034	\$ 22,904.00
L3540HST-2/-3*	L3540HST-2/-3 4WD TRACTOR with 2 Post Foldable ROPS (94.0" High)	3034	\$ 22,904.00

L3540HST-1*
L3540HST-2*
L3540HST-3*

TIRES AND WHEELS (priced per piece)		Price with Tire Option		
ORDER CODE	DESCRIPTION	APPROX SHIP WT.	SUGG. LIST PRICE	SUGG. LIST
ALR8866D**	F-TIRE 7.2-16 POWER TORQUE 8PR R1	56	\$ 262.00	\$22,904.00
ALR8821B**	R-TIRE 12.4-24 R1 Firestone (SAT) II	154	\$ 533.00	
ALR8869A	F-TIRE 10-16.5 R4 IN Steel Bias AA	83	\$ 352.00	\$23,572.00
ALR8855	R-TIRE 420/70-24 R4 F-Stone All Trc Util	235	\$ 777.00	
ALR6813	F-TIRE 29x12.5-15 R3 TF Steel Bias AA	73	\$ 320.00	\$23,604.00
ALR6803	R-TIRE 44x18-20 R3 Titan MultiTrac 6stud	229	\$ 825.00	
ALR8868	F-TIRE 27X8.5 R3 TF Steel Bias CA	44	\$ 215.00	\$23,016.00
LR6801	R-TIRE 355/80-D20 TURF	188	\$ 636.00	
ALR8898	F-TIRE 27x10.50-15 R3 Turf Sp Armstg Whl	70	\$ 384.00	\$23,934.00
ALR6804	R-TIRE 41-18LLx16.1 R3 TF Steel Bias FA	132	\$ 926.00	

** Standard tires.

* Subject to availability.

L3540HSTC-1/-3

*** EQUIPMENT IN STANDARD MACHINE ***

DIESEL ENGINE

Model # D1803
3 Cyl., 111.4 cu. in.
+ 35.0 Net Eng. HP
+ 28.0 PTO HP
@ 2700 Eng. rpm
Interim Tier IV Engine
Indirect Injection (E-TVCS)
12V – 582CCA
Charging Output 60 Amps
Radial Air Flow Cooling
Dual Air Cleaner Element

HYDRAULICS

Open Center
Tandem Pumps Gear Type
4.9 gpm Power Steering
8.3 gpm Remote/3 Pt. Hitch
13.2 gpm Total Hyd. Flow
Cat I 3-point Hitch —
At lift Point 3750 lbs.
24" Behind 2650 lbs.

FRONT AXLE

Hydrostatic Power Steering
Bevel Gear, 4WD
Cast Iron
Tread Spacing, Nonadjustable

DRIVE TRAIN

HST Plus
Stall Guard Plus (-3 only)
3 Speed Low-Medium-High
Mech. Wet Disc Brakes
Clutch — Single Dry Plate
Differential Lock
Cruise Control

FLUID CAPACITY

Fuel Tank 11.6 gal
Cooling System 7.9 qts
Crankcase 7.1 qts
Transmission and
Hydraulics 11.1 gal
Front Axle 6.9 qts

DIMENSIONS

Overall Height w/CAB 89.6"
Overall Length w/3pt. 124.4"
Wheel Base 71.1"
Crop Clearance 15.0

POWER TAKE OFF

1 Speed Rear Live-Hyd. Independent
540 rpm @ 2550 Eng. rpm
Electric over Hydraulic PTO Switch
(-3 only)

IntelliPanel™

Lighted Communications Symbols
Standard Tachometer
Digital Read for Speed, MPH, PTO
speeds, diagnostics system
Warning Symbols

STANDARD EQUIPMENT

ROPS Certified Cab w/Retractable
Seat Belt
Swivel Seat (-3 only)
Flat Deck w/Hanging Pedals
Tilt Steering Wheel
High Back Adj. Reclining Cloth Seat
w/Arm Rests
Safety Start Switches
Electric Key Shut Off
Turn Signals / Hazard Flashers
2 Ft. Work Lights
L/R Anti-Slip Steps
Heater and A/C
Frt. Wiper w/Washer (2 speed)
Radio-wired
Parking Brakes
SMV Sign
Telescoping Lower Links
Operator Presence Control System
12V Outlet
L/R Door Struts
ISO Mounted Platform
Halogen Headlights
4 Position Loader Valve
Horn
Cloth Headliner (-3 only)

TIRES AND WHEELS

Front 7.2 - 16 R1 AG
Rear 12.4 - 24 R1 AG

+ Manufacturer Estimate

ORDER CODE	DESCRIPTION	APPROX. SHIP WT.	SUGGESTED LIST PRICE
*** STANDARD MACHINE ***			
L3540HSTC-1/-3*	4WD CAB TRACTOR with ROPS Certified Cab	3512	\$ 30,270.00

L3540HSTC-1*		Price with Tire Option		
L3540HSTC-3*		APPROX SHIP WT.	SUGG. LIST PRICE	SUGG. LIST
ORDER CODE	DESCRIPTION			
ALR8866D**	F-TIRE 7.2-16 POWER TORQUE 8PR R1	56	\$ 262.00	\$30,270.00
ALR8821B**	R-TIRE 12.4-24 R1 Firestone (SAT) II	154	\$ 533.00	
ALR8869A	F-TIRE 10-16.5 R4 IN Steel Bias AA	83	\$ 352.00	\$30,938.00
ALR8855	R-TIRE 420/70-24 R4 F-Stone All Trc Util	235	\$ 777.00	
ALR6813	F-TIRE 29x12.5-15 R3 TF Steel Bias AA	73	\$ 320.00	\$30,970.00
ALR6803	R-TIRE 44x18-20 R3 Titan MultiTrac 6stud	229	\$ 825.00	
ALR8868	F-TIRE 27X8.5 R3 TF Steel Bias CA	44	\$ 215.00	\$30,382.00
LR6801	R-TIRE 355/80-D20 TURF	188	\$ 636.00	
ALR8898	F-TIRE 27x10.50-15 R3 Turf Sp Armstg Whl	70	\$ 384.00	\$31,300.00
ALR6804	R-TIRE 41-18LLx16.1 R3 TF Steel Bias FA	132	\$ 926.00	

** Standard tires.

* Subject to availability.

L3940DT-1/-2/-3

*** EQUIPMENT IN STANDARD MACHINE ***

DIESEL ENGINE

Model # V2003
4 Cyl., 120.0 cu. in.
+ 38.5 Net Eng. HP
+ 33.0 PTO HP
@ 2700 Eng. rpm
Interim Tier IV Engine
Indirect Injection (E-TVCS)
Charging Output 40 Amps
12V – 582CCA
Radial Air Flow Cooling

HYDRAULICS

Open Center
Tandem Pumps Gear Type
4.9 gpm Power Steering
9.8 gpm Remote/3 Pt. Hitch
14.7 gpm Total Hyd. Flow
Cat I 3point Hitch -
Lift Capacity —
At lift Point 3860 lbs.
24" Behind 2760 lbs.

FRONT AXLE

Hydrostatic Power Steering
Bevel Gear, 4WD
Cast Iron
Tread Spacing, Nonadjustable

DRIVE TRAIN

8 Forward / 8 Reverse
Manual w/ Synchro Main and
Shuttle Transmission
Mech. Wet Disc Brakes
Clutch — Dry Single Stage
Differential Lock

FLUID CAPACITY

Fuel Tank 13.2 gal
Cooling System 7.9 qts
Crankcase 8.7 qts
Transmission and
Hydraulics 11.4 gal
Front Axle 6.9 qts

DIMENSIONS

Overall Height w/ROPS 94.4"
Overall Length w/3pt. 129.5"
Wheel Base 74.6"
Crop Clearance 15.9"

POWER TAKE OFF

1 Speed Rear Live - Hyd. Independent
540 rpm @ 2550 Eng. rpm
Electric over Hydraulic PTO Switch
(-3 only)

STANDARD EQUIPMENT

ROPS w/Retractable Seat Belt
Swivel Seat (-3 only)
Safety Start Switch

STANDARD EQUIPMENT (Cont.)

High Back Adj. Reclining Seat
w/Arm Rests
Parking Brakes
Tilt Steering Wheel
Electric Key Shut-off
Wide Anti-Slip Step
ISO Mounted Platform
Turn Signals / Hazard Flashers
SMV Sign
Telescoping Lower Links
Operator Presence Control System
Halogen Headlights
4 Position Loader Valve

IntelliPanel™

Lighted Communications Symbols
Standard Tachometer
Digital Read for Speed, MPH, PTO
speeds, diagnostics system
Warning Symbols

TIRES AND WHEELS

Front 8.3-16 R1 AG
Rear 14.9-24 R1AG

+ Manufacturer Estimate

ORDER CODE	DESCRIPTION	APPROX. SHIP WT.	SUGGESTED LIST PRICE
------------	-------------	---------------------	-------------------------

*** STANDARD MACHINE ***

L3940DT-1*	4WD TRACTOR with 2 Post Foldable ROPS (97.4" High)	3067	\$ 23,441.00
L3940DT-2/-3*	4WD TRACTOR with 2 Post Foldable ROPS (94.4" High)	3067	\$ 23,441.00

L3940DT-1*
L3940DT-2*
L3940DT-3*

TIRES AND WHEELS (priced per piece)		Price with Tire Option		
ORDER CODE	DESCRIPTION	APPROX SHIP WT.	SUGG. LIST PRICE	SUGG. LIST
ABR8753B**	F/R-TIRE 8.3-16 R1 AG Steel Bias BA	68	\$ 246.00	\$23,441.00
ALR6809B**	R-TIRE 14.9-24 R1 6PLY BIAS HI-PWR	233	\$ 637.00	
ALR8869A	F-TIRE 10-16.5 R4 IN Steel Bias AA	83	\$ 352.00	\$23,955.00
ALR6807	R-TIRE 17.5L-24 R4 Firestone ATU	259	\$ 788.00	
ALR6813	F-TIRE 29x12.5-15 R3 TF Steel Bias AA	73	\$ 320.00	\$23,965.00
ALR6803	R-TIRE 44x18-20 R3 Titan MultiTrac 6stud	229	\$ 825.00	
ALR8868	F-TIRE 27X8.5 R3 TF Steel Bias CA	44	\$ 215.00	\$23,377.00
LR6801	R-TIRE 355/80-D20 TURF	188	\$ 636.00	
ALR8898	F-TIRE 27x10.50-15 R3 Turf Sp Armstg Whl	70	\$ 384.00	\$24,295.00
ALR6804	R-TIRE 41-18LLx16.1 R3 TF Steel Bias FA	132	\$ 926.00	

** Standard tires.

* Subject to availability.

Prices and specifications subject to change without notice. F.O.B. KTC designated shipping point.
Complete revision March 1, 2013.

L3940GST-1/-2/-3

*** EQUIPMENT IN STANDARD MACHINE ***

DIESEL ENGINE

Model # V2003
4 Cyl., 122.0 cu. in.
+ 38.5 Net Eng. HP
+ 33.0 PTO HP
@ 2700 Eng. rpm
Interim Tier IV Engine
Indirect Injection (E-TVCS)
Charging Output 40 Amps
12V – 582CCA
Radial Air Flow Cooling
Dual Air Cleaner Element

HYDRAULICS

Open Center
Tandem Pumps Gear Type
4.9 gpm Power Steering
9.8 gpm Remote/3 Pt. Hitch
14.7 gpm Total Hyd. Flow
Cat I 3-point Hitch
Lift Capacity —
At lift Point 3860 lbs.
24" Behind 2760 lbs.

FRONT AXLE

Hydrostatic Power Steering
Bevel Gear, 4WD
Cast Iron
Tread Spacing, Nonadjustable

DRIVE TRAIN

12 Forward / 8 Reverse
Glideshift w / Synchro Shuttle
Mech. Wet Disc Brakes
Clutch — Dry Single Stage
Differential Lock

FLUID CAPACITY

Fuel Tank 13.2 gal.
Cooling System 7.9 qts.
Crankcase 8.7 qts.
Transmission and Hydraulics 11.4 gal.
Front Axle 6.9 qts

DIMENSIONS

Overall Height w/ROPS 94.4"
Overall Length w/3pt. 129.5"
Wheel Base 74.6"
Crop Clearance 15.9"

POWER TAKE OFF

1 Speed Rear Live - Hyd. Independent
540 rpm @ 2550 Eng. rpm
Electric over Hydraulic PTO Switch
(-3 only)

SAFETY EQUIPMENT

ROPS w/Retractable Seat Belt
Swivel Seat (-3 only)
Safety Start Switch
Large Adj. Reclining Seat
w/Arm Rests
Parking Brakes
Tilt Steering Wheel
Electric Key Shut-off
Wide Anti-Slip Step
ISO Mounted Platform
Turn Signals / Hazard Flashers
SMV Sign
Telescoping Lower Links
Operator Presence Control System
Halogen Headlights
4 Position Loader Valve

IntelliPanel™

Lighted Communications Symbols
Standard Tachometer
Digital Read for Speed, MPH, PTO
speeds, diagnostics system
Warning Symbols

TIRES AND WHEELS

Front 8.3-16 R1 AG
Rear 14.9 - 24 R1 AG

+ Manufacturer Estimate

ORDER CODE	DESCRIPTION	APPROX. SHIP WT.	SUGGESTED LIST PRICE
------------	-------------	---------------------	-------------------------

*** STANDARD MACHINE ***

L3940GST-1*	4WD TRACTOR with 2 Post Foldable ROPS (97.4" High)	3104	\$ 24,584.00
L3940GST-2/-3*	4WD TRACTOR with 2 Post Foldable ROPS (94.4" High)	3104	\$ 24,584.00

L3940GST-1*
L3940GST-2*
L3940GST-3*

TIRES AND WHEELS (priced per piece)		Price with Tire Option		
ORDER CODE	DESCRIPTION	APPROX SHIP WT.	SUGG. LIST PRICE	SUGG. LIST
ABR8753B**	F/R-TIRE 8.3-16 R1 AG Steel Bias BA	68	\$ 246.00	\$24,584.00
ALR6809B**	R-TIRE 14.9-24 R1 6PLY BIAS HI-PWR	233	\$ 637.00	
ALR8869A	F-TIRE 10-16.5 R4 IN Steel Bias AA	83	\$ 352.00	\$25,098.00
ALR6807	R-TIRE 17.5L-24 R4 Firestone ATU	259	\$ 788.00	
ALR6813	F-TIRE 29x12.5-15 R3 TF Steel Bias AA	73	\$ 320.00	\$25,108.00
ALR6803	R-TIRE 44x18-20 R3 Titan MultiTrac 6stud	229	\$ 825.00	
ALR8868	F-TIRE 27X8.5 R3 TF Steel Bias CA	44	\$ 215.00	\$24,520.00
LR6801	R-TIRE 355/80-D20 TURF	188	\$ 636.00	
ALR8898	F-TIRE 27x10.50-15 R3 Turf Sp Armstg Whl	70	\$ 384.00	\$25,438.00
ALR6804	R-TIRE 41-18LLx16.1 R3 TF Steel Bias FA	132	\$ 926.00	

** Standard tires.

* Subject to availability.

L3940HST-1/-2/-3

*** EQUIPMENT IN STANDARD MACHINE ***

DIESEL ENGINE

Model # V2003
4 Cyl., 122.0 cu. in.
+ 38.5 Net Eng. HP
+ 31.5 PTO HP
@ 2700 Eng. rpm
Interim Tier IV Engine
Indirect Injection (E-TVCS)
12V – 582CCA
Charging Output 40 Amps
Radial Air Flow Cooling
Dual Air Cleaner Element

HYDRAULICS

Open Center
Tandem Pumps Gear Type
4.9 gpm Power Steering
9.8 gpm Remote/3 Pt. Hitch
14.7 gpm Total Hyd. Flow
Cat I 3point Hitch
Lift Capacity —
At lift Point 3860 lbs.
24" Behind 2760 lbs.

FRONT AXLE

Hydrostatic Power Steering
Bevel Gear, 4WD
Cast Iron
Tread Spacing, Nonadjustable

DRIVE TRAIN

HST Plus
Stall Guard Plus (-3 only)
3 Speed Low-Medium-High
Mech. Wet Disc Brakes
Clutch - Dry Single Stage
Differential Lock
Cruise Control

FLUID CAPACITY

Fuel Tank 13.2 gal
Cooling System 7.9 qts
Crankcase 8.7 qts
Transmission and Hydraulics 11.4 gal
Front Axle 6.9 qts

DIMENSIONS

Overall Height w/ROPS 94.4"
Overall Length w/3pt. 129.5"
Wheel Base 74.6"
Crop Clearance 15.9"

POWER TAKE OFF

1 Speed Rear Live - Hyd. Independent
540 rpm @ 2550 Eng. rpm
Electric over Hydraulic PTO Switch
(-3 only)

STANDARD EQUIPMENT

ROPS w/Retractable Seat Belt
Swivel Seat (-3 only)
Safety Start Switch
High Back Adj. Reclining Seat
w/Arm Rests
Parking Brakes
Tilt Steering Wheel
Electric Key Shut-off
Wide Anti-Slip Step
ISO Mounted Platform
Turn Signals / Hazard Flashers
SMV Sign
Telescoping Lower Links
Operator Presence Control System
Halogen Headlights
4 Position Loader Valve

IntelliPanel™

Lighted Communications Symbols
Standard Tachometer
Digital Read for Speed, MPH, PTO
speeds, diagnostics system
Warning Symbols

TIRES AND WHEELS

Front 8.3-16 R1 AG
Rear 14.9 - 24 R1 AG

+ Manufacturer Estimate

ORDER CODE	DESCRIPTION	APPROX. SHIP WT.	SUGGESTED LIST PRICE
*** STANDARD MACHINE ***			
L3940HST-1*	4WD TRACTOR with 2 Post Foldable ROPS (97.4" High)	3157	\$ 25,078.00
L3940HST-2/-3*	4WD TRACTOR with 2 Post Foldable ROPS (94.4" High)	3157	\$ 25,078.00

L3940HST-1*
L3940HST-2*
L3940HST-3*

TIRES AND WHEELS (priced per piece)		Price with Tire Option		
ORDER CODE	DESCRIPTION	APPROX SHIP WT.	SUGG. LIST PRICE	SUGG. LIST
ABR8753B**	F/R-TIRE 8.3-16 R1 AG Steel Bias BA	68	\$ 246.00	\$25,078.00
ALR6809B**	R-TIRE 14.9-24 R1 6PLY BIAS HI-PWR	233	\$ 637.00	
ALR8869A	F-TIRE 10-16.5 R4 IN Steel Bias AA	83	\$ 352.00	\$25,592.00
ALR6807	R-TIRE 17.5L-24 R4 Firestone ATU	259	\$ 788.00	
ALR6813	F-TIRE 29x12.5-15 R3 TF Steel Bias AA	73	\$ 320.00	\$25,602.00
ALR6803	R-TIRE 44x18-20 R3 Titan MultiTrac 6stud	229	\$ 825.00	
ALR8868	F-TIRE 27X8.5 R3 TF Steel Bias CA	44	\$ 215.00	\$25,014.00
LR6801	R-TIRE 355/80-D20 TURF	188	\$ 636.00	
ALR8898	F-TIRE 27x10.50-15 R3 Turf Sp Armstg Whl	70	\$ 384.00	\$25,932.00
ALR6804	R-TIRE 41-18LLx16.1 R3 TF Steel Bias FA	132	\$ 926.00	

** Standard tires.

* Subject to availability.

L3940HSTC-1/-3

*** EQUIPMENT IN STANDARD MACHINE ***

DIESEL ENGINE

Model # V2003
4 Cyl., 122.0 cu. in.
+ 38.5 Net Eng. HP
+ 31.5 PTO HP
@ 2700 Eng. rpm
Interim Tier IV Engine
Indirect Injection (E-TVCS)
12V – 582CCA
Charging Output 60 Amps
Radial Air Flow Cooling
Dual Air Cleaner Element

HYDRAULICS

Open Center
Tandem Pumps Gear Type
4.9 gpm Power Steering
9.8 gpm Remote/3 Pt. Hitch
14.7 gpm Total Hyd. Flow
Lift Capacity —
At lift Point 3860 lbs.
24" Behind 2760 lbs.

FRONT AXLE

Hydrostatic Power Steering
Bevel Gear, 4WD
Cast Iron
Tread Spacing, Nonadjustable

POWER TAKE OFF

1 Speed Rear Live - Hyd.
Independent
540 rpm @ 2550 Eng. rpm
Electric over Hydraulic PTO Switch
(-3 only)

DRIVE TRAIN

HST Plus
Stall Guard Plus (-3 only)
3 Speed Low-Medium-High
Mech. Wet Disc Brakes
Clutch - Dry Single Stage
Differential Lock
Cruise Control

FLUID CAPACITY

Fuel Tank 13.2 gal
Cooling System 7.9 qts
Crankcase 8.7 qts
Transmission and 11.4 gal
Hydraulics
Front Axle 6.9 qts

DIMENSIONS

Overall Height w/CAB 90.2"
Overall Length w/3pt. 129.5"
Wheel Base 74.6"
Crop Clearance 15.9"

IntelliPanel™

Lighted Communications Symbols
Standard Tachometer
Digital Read for Speed, MPH, PTO
speeds, diagnostics system
Warning Symbols

STANDARD EQUIPMENT

ROPS Certified Cab
w/Retractable Seat Belt
Swivel Seat (-3 only)
Safety Start Switch
High Back Adj. Reclining Seat
w/Arm Rests
Parking Brakes
Tilt Steering Wheel
Electric Key Shut-off
ISO Mounted Platform
Turn Signals / Hazard Flashers
SMV Sign
Telescoping Lower Links
Operator Presence Control System
Halogen Headlights
4 Position Loader Valve
2 Front Work Lights
L/R Anti-Slip Steps
Radio-Wires
12V Outlet
L/R Door Struts
Heater and A/C
Front Wash/White (2 Speed)
Horn
Cloth Headliner (-3 only)

TIRES AND WHEELS

Front 8.3-16 R1 AG
Rear 14.9 - 24 R1 AG

+ Manufacturer Estimate

ORDER CODE	DESCRIPTION	APPROX. SHIP WT.	SUGGESTED LIST PRICE
*** STANDARD MACHINE ***			
L3940HSTC-1/-3*	4WD CAB TRACTOR with ROPS certified CAB	3620	\$ 32,444.00

L3940HSTC-1*		Price with Tire Option		
L3940HSTC-3*		APPROX SHIP WT.	SUGG. LIST PRICE	SUGG. LIST
TIRES AND WHEELS (priced per piece)		DESCRIPTION		
ABR8753B**	F/R-TIRE 8.3-16 R1 AG Steel Bias BA	68	\$ 246.00	\$32,444.00
ALR6809B**	R-TIRE 14.9-24 R1 6PLY BIAS HI-PWR	233	\$ 637.00	
ALR8869A	F-TIRE 10-16.5 R4 IN Steel Bias AA	83	\$ 352.00	\$32,958.00
ALR6807	R-TIRE 17.5L-24 R4 Firestone ATU	259	\$ 788.00	
ALR6813	F-TIRE 29x12.5-15 R3 TF Steel Bias AA	73	\$ 320.00	\$32,968.00
ALR6803	R-TIRE 44x18-20 R3 Titan MultiTrac 6stud	229	\$ 825.00	
ALR8868	F-TIRE 27X8.5 R3 TF Steel Bias CA	44	\$ 215.00	\$32,380.00
LR6801	R-TIRE 355/80-D20 TURF	188	\$ 636.00	
ALR8898	F-TIRE 27x10.50-15 R3 Turf Sp Armstg Whl	70	\$ 384.00	\$33,298.00
ALR6804	R-TIRE 41-18LLx16.1 R3 TF Steel Bias FA	132	\$ 926.00	

** Standard tires.

* Subject to availability.

Prices and specifications subject to change without notice. F.O.B. KTC designated shipping point.
Complete revision March 1, 2013.

L4240DT-1/-2/-3

*** EQUIPMENT IN STANDARD MACHINE ***

DIESEL ENGINE

Model # V2203
4 Cyl., 134.1 cu. in.
+ 42.0 Net Eng. HP
+ 36.5 PTO HP
@ 2700 Eng. rpm
Interim Tier IV Engine
Indirect Injection (E-TVCS)
12V – 582CCA
Charging Output 40 Amps
Radial Air Flow Cooling
Dual Air Cleaner Element

HYDRAULICS

Open Center
Tandem Pumps Gear Type
4.9 gpm Power Steering
9.8 gpm Remote/3 Pt. Hitch
14.7 gpm Total Hyd. Flow
Cat I 3-point Hitch —
At lift Point 3860 lbs.
24" Behind 2760 lbs.

FRONT AXLE

Hydrostatic Power Steering
Bevel Gear, 4WD
Cast Iron
Tread Spacing, Nonadjustable

DRIVE TRAIN

8 Forward / 8 Reverse
Manual w/Synchro Main and
Shuttle Transmission
Mech. Wet Disc Brakes
Clutch — Single Dry Plate
Differential Lock

FLUID CAPACITY

Fuel Tank 13.2 gal
Cooling System 7.9 qts
Crankcase 8.7 qts
Transmission and 11.4 gal
Hydraulics
Front Axle 9.5 qts

DIMENSIONS

Overall Height w/ROPS 94.4"
Overall Length w/3pt. 129.5"
Wheel Base 74.6"
Crop Clearance 15.6"

POWER TAKE OFF

Rear-1 Speed Live Hyd. Independent
540 rpm @ 2550 Eng. rpm
Electric over Hydraulic PTO Switch
(-3 only)

STANDARD EQUIPMENT

ROPS w/Retractable Seat Belt
Swivel Seat (-3 only)
Safety Start Switch
High back Adj. Reclining Seat
w/Arm Rests
Parking Brakes
Tilt Steering Wheel
Electric Key Shut-off
Wide Anti-Slip Step
ISO Mounted Platform
Turn Signals / Hazard Flashers
SMV Sign
Telescoping Lower Links
Operator Presence Control System
Halogen Headlights
4 Position Loader Valve

IntelliPanel™

Lighted Communications Symbols
Standard Tachometer
Digital Read for Speed, MPH, PTO
speeds, diagnostics system
Warning Symbols

TIRES AND WHEELS

Front 8.3 - 16 R1 AG
Rear 14.9 - 24 R1 AG

+ Manufacturer Estimate

ORDER CODE	DESCRIPTION	APPROX. SHIP WT.	SUGGESTED LIST PRICE
------------	-------------	---------------------	-------------------------

*** STANDARD MACHINE ***

L4240DT-1*	4WD TRACTOR with 2 Post Foldable ROPS (97.4" High)	3214	\$ 25,284.00
L4240DT-2/-3*	4WD TRACTOR with 2 Post Foldable ROPS (94.4" High)	3214	\$ 25,284.00

L4240DT-1*
L4240DT-2*
L4240DT-3*

TIRES AND WHEELS (priced per piece)		Price with Tire Option		
ORDER CODE	DESCRIPTION	APPROX SHIP WT.	SUGG. LIST PRICE	SUGG. LIST
ABR8753B**	F/R-TIRE 8.3-16 R1 AG Steel Bias BA	68	\$ 246.00	\$25,284.00
ALR6809B**	R-TIRE 14.9-24 R1 6PLY BIAS HI-PWR	233	\$ 637.00	
ALR8869A	F-TIRE 10-16.5 R4 IN Steel Bias AA	83	\$ 352.00	\$25,798.00
ALR6807	R-TIRE 17.5L-24 R4 Firestone ATU	259	\$ 788.00	
ALR8895A	F-TIRE 29x12.5-15 R3 TF Steel Bias AA	73	\$ 320.00	\$25,808.00
ALR6803	R-TIRE 44x18-20 R3 Titan MultiTrac 6stud	229	\$ 825.00	
ALR6818A	F-TIRE LSW305R343 R3 TF STL RADAL AA	116	\$ 352.00	\$25,966.00
ALR6817	R-TIRE LSW610R470 R3 TF STL RADL AA	227	\$ 872.00	

** Standard tires.

* Subject to availability.

L4240GST-1/-2/-3

*** EQUIPMENT IN STANDARD MACHINE ***

DIESEL ENGINE

Model # V2203
4 Cyl., 134.1 cu. in.
+ 42.0 Net Eng. HP
+ 36.5 PTO HP
@ 2700 Eng. rpm
Interim Tier IV Engine
Indirect Injection (E-TVCS)
12V – 582CCA
Charging Output 40 Amps
Radial Air Flow Cooling
Dual Air Cleaner Element

HYDRAULICS

Open Center
Tandem Pumps Gear Type
4.9 gpm Power Steering
9.8 gpm Remote/3 Pt. Hitch
14.7 gpm Total Hyd. Flow
Cat I 3-point Hitch —
At lift Point 3860 lbs.
24" Behind 2760 lbs.

FRONT AXLE

Hydrostatic Power Steering
Bevel Gear, 4WD
Cast Iron
Tread Spacing, Nonadjustable

DRIVE TRAIN

12 Forward / 8 Reverse
Glideshift w / Synchro Shuttle
Mech. Wet Disc Brakes
Clutch - Single Dry Plate
Differential Lock

FLUID CAPACITY

Fuel Tank 13.2 gal
Cooling System 7.9 qts
Crankcase 8.7 qts
Transmission and 11.4 gal
Hydraulics
Front Axle 9.5 qts

DIMENSIONS

Overall Height w/ROPS 94.5"
Overall Length w/3pt. 129.5"
Wheel Base 74.6"
Crop Clearance 15.6"

POWER TAKE OFF

Rear-1 Speed Live Hyd. Independent
540 rpm @ 2550 Eng. rpm
Electric over Hydraulic PTO Switch
(-3 only)

STANDARD EQUIPMENT

ROPS w/Retractable Seat Belt
Swivel Seat (-3 only)
Safety Start Switch
High Back Adj. Reclining Seat
w/Arm Rests
Parking Brakes
Tilt Steering Wheel
Electric Key Shut-off
Wide Anti-Slip Step
ISO Mounted Platform
Turn Signals / Hazard Flashers
SMV Sign
Telescoping Lower Links
Operator Presence Control System
Halogen Headlights
4 Position Loader Valve

IntelliPanel™

Lighted Communications Symbols
Standard Tachometer
Digital Read for Speed, MPH, PTO
speeds, diagnostics system
Warning Symbols

TIRES AND WHEELS

Front 8.3 - 16 R1 AG
Rear 14.9 - 24 R1 AG

+ Manufacturer Estimate

ORDER CODE	DESCRIPTION	APPROX. SHIP WT.	SUGGESTED LIST PRICE
*** STANDARD MACHINE ***			
L4240GST-1*	4WD TRACTOR with 2 Post Foldable ROPS (97.4" High)	3170	\$ 26,428.00
L4240GST-2/-3*	4WD TRACTOR with 2 Post Foldable ROPS (94.5" High)	3170	\$ 26,428.00

L4240GST-1*
L4240GST-2*
L4240GST-3*

TIRES AND WHEELS (priced per piece)		Price with Tire Option		
ORDER CODE	DESCRIPTION	APPROX SHIP WT.	SUGG. LIST PRICE	SUGG. LIST
ABR8753B**	F/R-TIRE 8.3-16 R1 AG Steel Bias BA	68	\$ 246.00	\$26,428.00
ALR6809B**	R-TIRE 14.9-24 R1 6PLY BIAS HI-PWR	233	\$ 637.00	
ALR8869A	F-TIRE 10-16.5 R4 IN Steel Bias AA	83	\$ 352.00	\$26,942.00
ALR6807	R-TIRE 17.5L-24 R4 Firestone ATU	259	\$ 788.00	
ALR8895A	F-TIRE 29x12.5-15 R3 TF Steel Bias AA	73	\$ 320.00	\$26,952.00
ALR6803	R-TIRE 44x18-20 R3 Titan MultiTrac 6stud	229	\$ 825.00	
ALR6818A	F-TIRE LSW305R343 R3 TF STL RADAL AA	116	\$ 352.00	\$27,110.00
ALR6817	R-TIRE LSW610R470 R3 TF STL RADL AA	227	\$ 872.00	

** Standard tires.

* Subject to availability.

L4240HST-1/-2/-3

*** EQUIPMENT IN STANDARD MACHINE ***

DIESEL ENGINE

Model # V2203
4 Cyl., 134.1 cu. in.
+ 42.0 Net Eng. HP
+ 35.0 PTO HP
@ 2700 Eng. rpm
Interim Tier IV Engine
Indirect Injection (E-TVCS)
12V – 582CCA
Charging Output 40 Amps
Radial Air Flow Cooling
Dual Air Cleaner Element

HYDRAULICS

Open Center
Tandem Pumps Gear Type
4.9 gpm Power Steering
9.8 gpm Remote/3 Pt. Hitch
14.7 gpm Total Hyd. Flow
Cat I 3-point Hitch —
At lift Point 3860 lbs.
24" Behind 2760 lbs.

FRONT AXLE

Hydrostatic Power Steering
Bevel Gear, 4WD
Cast Iron
Tread Spacing, Nonadjustable

DRIVE TRAIN

HST Plus
3 Speed Low-Medium-High
Mech. Wet Disc Brakes
Clutch - Single Dry Plate
Differential Lock
Cruise Control

FLUID CAPACITY

Fuel Tank 13.2 gal
Cooling System 7.9 qts
Crankcase 8.7 qts
Transmission and 11.4 gal
Hydraulics
Front Axle 9.5 qts

DIMENSIONS

Overall Height w/ROPS 94.5"
Overall Length w/3pt. 129.5"
Wheel Base 74.6"
Crop Clearance 15.6"

POWER TAKE OFF

Rear-1 Speed Live Hyd. Independent
540 rpm @ 2550 Eng. rpm
Electric over Hydraulic PTO Switch
(-3 only)

STANDARD EQUIPMENT

ROPS w/Retractable Seat Belt
Swivel Seat (-3 only)
Safety Start Switch
High Back Adj. Reclining Seat
w/Arm Rests
Parking Brakes
Tilt Steering Wheel
Electric Key Shut-off
Wide Anti-Slip Step
ISO Mounted Platform
Turn Signals / Hazard Flashers
SMV Sign
Telescoping Lower Links
Operator Presence Control System
Halogen Headlights
4 Position Loader Valve

IntelliPanel™

Lighted Communications Symbols
Standard Tachometer
Digital Read for Speed, MPH, PTO
speeds, diagnostics system
Warning Symbols

TIRES AND WHEELS

Front 8.3 - 16 R1 AG
Rear 14.9 - 24 R1 AG

+ Manufacturer Estimate

ORDER CODE	DESCRIPTION	APPROX. SHIP WT.	SUGGESTED LIST PRICE
*** STANDARD MACHINE ***			
L4240HST-1*	4WD TRACTOR with 2 Post Foldable ROPS (97.4" High)	3228	\$ 26,922.00
L4240HST-2/-3*	4WD TRACTOR with 2 Post Foldable ROPS (94.5" High)	3228	\$ 26,922.00

L4240HST-1*
L4240HST-2*
L4240HST-3*

TIRES AND WHEELS (priced per piece)		Price with Tire Option		
ORDER CODE	DESCRIPTION	APPROX SHIP WT.	SUGG. LIST PRICE	SUGG. LIST
ABR8753B**	F/R-TIRE 8.3-16 R1 AG Steel Bias BA	68	\$ 246.00	\$26,922.00
ALR6809B**	R-TIRE 14.9-24 R1 6PLY BIAS HI-PWR	233	\$ 637.00	
ALR8869A	F-TIRE 10-16.5 R4 IN Steel Bias AA	83	\$ 352.00	\$27,436.00
ALR6807	R-TIRE 17.5L-24 R4 Firestone ATU	259	\$ 788.00	
ALR8895A	F-TIRE 29x12.5-15 R3 TF Steel Bias AA	73	\$ 320.00	\$27,446.00
ALR6803	R-TIRE 44x18-20 R3 Titan MultiTrac 6stud	229	\$ 825.00	
ALR6818A	F-TIRE LSW305R343 R3 TF STL RADAL AA	116	\$ 352.00	\$27,604.00
ALR6817	R-TIRE LSW610R470 R3 TF STL RADL AA	227	\$ 872.00	

** Standard tires.

* Subject to availability.

L4240HSTC-1/-3

*** EQUIPMENT IN STANDARD MACHINE ***

DIESEL ENGINE

Model # V2203
4 Cyl., 134.1 cu. in.
+ 42.0 Net Eng. HP
+ 35.0 PTO HP
@ 2700 Eng. rpm
Interim Tier IV Engine
Indirect Injection (E-TVCS)
12V – 582CCA
Charging Output 60 Amps
Radial Air Flow Cooling
Dual Air Cleaner Element

HYDRAULICS

Open Center
Tandem Pumps Gear Type
4.9 gpm Power Steering
9.8 gpm Remote/3 Pt. Hitch
14.7 gpm Total Hyd. Flow
Cat I 3-point Hitch —
At lift Point 3860 lbs.
24" Behind 2760 lbs.

FRONT AXLE

Hydrostatic Power Steering
Bevel Gear, 4WD
Cast Iron
Tread Spacing, Nonadjustable

DRIVE TRAIN

HST Plus
3 Speed Low-Medium-High
Mech. Wet Disc Brakes
Clutch - Single Dry Plate
Differential Lock
Cruise Control

FLUID CAPACITY

Fuel Tank 13.2 gal
Cooling System 7.9 qts
Crankcase 8.7 qts
Transmission and 11.4 gal
Hydraulics
Front Axle 9.5 qts

DIMENSIONS

Overall Height w/CAB 90.0"
Overall Length w/3pt. 129.5"
Wheel Base 74.6"
Crop Clearance 15.6"

POWER TAKE OFF

Rear-1 Speed Live Hyd. Independent
540 rpm @ 2550 Eng. rpm
Electric over Hydraulic PTO Switch
(-3 only)

IntelliPanel™

Lighted Communications Symbols
Standard Tachometer
Digital Read for Speed, MPH, PTO
speeds, diagnostics system
Warning Symbols

STANDARD EQUIPMENT

ROPS Certified Cab
w/Retractable Seat Belt
Swivel Seat (-3 only)
Flat Deck w/Hanging Pedals
Tilt Steering Wheel
High Back Adj. Reclining Cloth Seat
w/Arm Rests
Safety Start Switches
Electric Key Shut Off
Turn Signals / Harard Flashers
2 Ft. Work Lights
L/R Anti-Slip Steps
ISO-Mounted Platform
Heater and A/C
Frt. Wiper w/Washer (2 speed)
Radio-wired
Parking Brakes
SMV Sign
Telescoping Lower Links
Operator Presence Control System
12V Outlet
L/R Door Struts
Halogen Headlights
4 Position Loader Valve
Horn
Cloth Headliner (-3 only)

TIRES AND WHEELS

Front 8.3 - 16 R1 AG
Rear 14.9 - 24 R1 AG

+ Manufacturer Estimate

ORDER CODE	DESCRIPTION	APPROX. SHIP WT.	SUGGESTED LIST PRICE
*** STANDARD MACHINE ***			
L4240HSTC-1/-3*	4WD CAB TRACTOR with ROPS Certified CAB	3743	\$ 34,288.00

L4240HSTC-1*		Price with Tire Option		
L4240HSTC-3*		APPROX SHIP WT.	SUGG. LIST PRICE	SUGG. LIST
TIRES AND WHEELS (priced per piece)		DESCRIPTION		
ABR8753B**	F/R-TIRE 8.3-16 R1 AG Steel Bias BA	68	\$ 246.00	\$34,288.00
ALR6809B**	R-TIRE 14.9-24 R1 6PLY BIAS HI-PWR	233	\$ 637.00	
ALR8869A	F-TIRE 10-16.5 R4 IN Steel Bias AA	83	\$ 352.00	\$34,802.00
ALR6807	R-TIRE 17.5L-24 R4 Firestone ATU	259	\$ 788.00	
ALR8895A	F-TIRE 29x12.5-15 R3 TF Steel Bias AA	73	\$ 320.00	\$34,812.00
ALR6803	R-TIRE 44x18-20 R3 Titan MultiTrac 6stud	229	\$ 825.00	
ALR6818A	F-TIRE LSW305R343 R3 TF STL RADAL AA	116	\$ 352.00	\$34,970.00
ALR6817	R-TIRE LSW610R470 R3 TF STL RADL AA	227	\$ 872.00	

** Standard tires.

* Subject to availability.

L4740GST-1/-2/-3

*** EQUIPMENT IN STANDARD MACHINE ***

DIESEL ENGINE

Model # V2403
4 Cyl., 148.5 cu. in.
+ 47.0 Net Eng. HP
+ 41.5 PTO HP
@ 2700 Eng. rpm
Interim Tier IV Engine
Indirect Injection (E-TVCS)
12V – 582CCA
Charging Output 45 Amps
Radial Air Flow Cooling
Dual Air Cleaner Element

HYDRAULICS

Open Center
Tandem Pumps Gear Type
4.9 gpm Power Steering
9.8 gpm Remote/3 Pt. Hitch
14.7 gpm Total Hyd. Flow
Cat I 3-point Hitch —
At lift Point 3860 lbs.
24" Behind 2760 lbs.

FRONT AXLE

Hydrostatic Power Steering
Bevel Gear, 4WD
Cast Iron
Tread Spacing, Nonadjustable

DRIVE TRAIN

Glide Shift w/ Synchro Shuttle
12 Forward / 8 Reverse
Mech. Wet Disc Brakes
Clutch - Single Dry Plate
Differential Lock (Rear)

FLUID CAPACITY

Fuel Tank 14.3 gal
Cooling System 8.7 gal
Crankcase 8.7 gal
Transmission and Hydraulics 11.4 gal
Front Axle 9.5 qts

DIMENSIONS

Overall Height w/ROPS 97.6"
Overall Length w/3pt 131.9"
Wheel Base 74.6"
Crop Clearance 15.6"

POWER TAKE OFF

Rear - 1 Speed Live Hyd. Independent
540 rpm @ 2550 Eng. rpm
Electric over Hydraulic PTO Switch
(-3 only)

STANDARD EQUIPMENT

ROPS w/Retractable Seat Belt
Swivel Seat (-3 only)
Safety Start Switch
High Back Adj. Reclining Seat
w/Arm Rests
Parking Brakes
Electric Key Shut-off
Tilt Steering
Wide Anti-Slip Step
ISO Mounted Platform
Turn Signals / Hazard Flashers
SMV Sign
Operator Presence Control System
Telescoping Lower Links
Halogen Head Lights
4 Position Loader Valve

IntelliPanel™

Lighted Communications Symbols
Standard Tachometer
Digital Read for Speed, MPH, PTO
speeds, diagnostics system
Warning Symbols

TIRES AND WHEELS

Front 8.3 - 16 R1 AG
Rear 14.9 - 24 R1 AG

+ Manufacturer Estimate

ORDER CODE	DESCRIPTION	APPROX. SHIP WT.	SUGGESTED LIST PRICE
*** STANDARD MACHINE ***			
L4740GST-1*	4WD TRACTOR 2 Post Foldable ROPS (100.6" High)	3258	\$ 28,694.00
L4740GST-2/-3*	4WD TRACTOR 2 Post Foldable ROPS (97.6" High)	3258	\$ 28,694.00

L4740GST-1
L4740GST-2
L4740GST-3

TIRES AND WHEELS (priced per piece)		Price with Tire Option		
ORDER CODE	DESCRIPTION	APPROX SHIP WT.	SUGG. LIST PRICE	SUGG. LIST
ABR8753B**	F/R-TIRE 8.3-16 R1 AG Steel Bias BA	68	\$ 246.00	\$28,694.00
ALR6809B**	R-TIRE 14.9-24 R1 6PLY BIAS HI-PWR	233	\$ 637.00	
ALR8869A	F-TIRE 10-16.5 R4 IN Steel Bias AA	83	\$ 352.00	\$29,208.00
ALR6807	R-TIRE 17.5L-24 R4 Firestone ATU	259	\$ 788.00	
ALR8895A	F-TIRE 29x12.5-15 R3 TF Steel Bias AA	73	\$ 320.00	\$29,218.00
ALR6803	R-TIRE 44x18-20 R3 Titan MultiTrac 6stud	229	\$ 825.00	
ALR6818A	F-TIRE LSW305R343 R3 TF STL RADAL AA	116	\$ 352.00	\$29,376.00
ALR6817	R-TIRE LSW610R470 R3 TF STL RADL AA	227	\$ 872.00	

** Standard tires.

* Subject to availability.

L4740HST-1/-2/-3

*** EQUIPMENT IN STANDARD MACHINE ***

DIESEL ENGINE

Model # V2403
4 Cyl., 148.5 cu. in.
+ 47.0 Net Eng. HP
+ 40.0 PTO HP
@ 2700 Eng. rpm
Interim Tier IV Engine
Indirect Injection (E-TVCS)
12V – 582CCA
Charging Output 45 Amps
Radial Air Flow Cooling
Dual Air Cleaner Element

HYDRAULICS

Open Center
Tandem Pumps Gear Type
4.9 gpm Power Steering
9.8 gpm Remote/3 Pt. Hitch
14.7 gpm Total Hyd. Flow
Cat I 3-point Hitch —
At lift Point 3860 lbs.
24" Behind 2760 lbs.

FRONT AXLE

Hydrostatic Power Steering
Bevel Gear, 4WD
Cast Iron
Tread Spacing, Nonadjustable

DRIVE TRAIN

HST Plus
3 Speed Low-Medium-High
Mech. Wet Disc Brakes
Clutch - Single Dry Plate
Differential Lock
Cruise Control

FLUID CAPACITY

Fuel Tank 14.3 gal
Cooling System 8.7 qts
Crankcase 8.7 qts
Transmission and 11.4 gal
Hydraulics
Front Axle 9.5 qts

DIMENSIONS

Overall Height w/ROPS 97.6"
Overall Length w/3pt 131.9"
Wheel Base 74.6"
Crop Clearance 15.6"

POWER TAKE OFF

Rear - 1 Speed Live Hyd. Independent
540 rpm @ 2550 Eng. rpm
Electric over Hydraulic PTO Switch
(-3 only)

STANDARD EQUIPMENT

ROPS w/Retractable Seat Belt
Swivel Seat (-3 only)
Safety Start Switch
High Back Adj. Reclining Seat
w/Arm Rests
Parking Brakes
Electric Key Shut-off
Tilt Steering
Wide Anti-Slip Step
ISO Mounted Platform
Turn Signals / Hazard Flashers
SMV Sign
Operator Presence Control System
Telescoping Lower Links
Halogen Head Lights
4 Position Loader Valve

IntelliPanel™

Lighted Communications Symbols
Standard Tachometer
Digital Read for Speed, MPH, PTO
speeds, diagnostics system
Warning Symbols

TIRES AND WHEELS

Front 8.3 - 16 R1 AG
Rear 14.9 - 24 R1 AG

+ Manufacturer Estimate

ORDER CODE	DESCRIPTION	APPROX. SHIP WT.	SUGGESTED LIST PRICE
------------	-------------	------------------	----------------------

*** STANDARD MACHINE ***

L4740HST-1*	4WD TRACTOR with 2 Post Foldable ROPS (100.6" High)	3320	\$ 29,188.00
L4740HST-2/-3*	4WD TRACTOR 2 Post Foldable ROPS (97.6" High)	3320	\$ 29,188.00

L4740HST-1*
L4740HST-2*
L4740HST-3*

TIRES AND WHEELS (priced per piece)		Price with Tire Option		
ORDER CODE	DESCRIPTION	APPROX SHIP WT.	SUGG. LIST PRICE	SUGG. LIST
ABR8753B**	F/R-TIRE 8.3-16 R1 AG Steel Bias BA	68	\$ 246.00	\$29,188.00
ALR6809B**	R-TIRE 14.9-24 R1 6PLY BIAS HI-PWR	233	\$ 637.00	
ALR8869A	F-TIRE 10-16.5 R4 IN Steel Bias AA	83	\$ 352.00	\$29,702.00
ALR6807	R-TIRE 17.5L-24 R4 Firestone ATU	259	\$ 788.00	
ALR8895A	F-TIRE 29x12.5-15 R3 TF Steel Bias AA	73	\$ 320.00	\$29,712.00
ALR6803	R-TIRE 44x18-20 R3 Titan MultiTrac 6stud	229	\$ 825.00	
ALR6818A	F-TIRE LSW305R343 R3 TF STL RADAL AA	116	\$ 352.00	\$29,870.00
ALR6817	R-TIRE LSW610R470 R3 TF STL RADL AA	227	\$ 872.00	

** Standard tires

* Subject to availability.

L4740HSTC-1/-3

*** EQUIPMENT IN STANDARD MACHINE ***

DIESEL ENGINE

Model # V2403
4 Cyl. 148.5 cu. In.
+ 47.0 Net Eng. HP
+ 40.0 PTO HP
@ 2700 Eng. rpm
Interim Tier IV Engine
Indirect Injection (E-TVCS)
12V – 582 CCA Battery
Charging Output 60 Amps
Dual Air Cleaner Element

HYDRAULICS

Open Center
Tandem Pumps Gear Type
4.9 gpm Power Steering
9.8 gpm Remote/3 Pt. Hitch
14.7 gpm Total Hyd. Flow
Cat I 3-point Hitch
At lift Point 3860 lbs.
24" Behind 2760 lbs.

FRONT AXLE

Hydrostatic Power Steering
Bevel Gear, 4WD
Cast Iron
Tread Spacing, Nonadjustable

DRIVE TRAIN

HST Plus
3 Speed Low-Medium-High
Mech. Wet Disc Brakes
Clutch - Single Dry Plate
Differential Lock
Cruise Control

FLUID CAPACITY

Fuel Tank 14.3 gal.
Cooling System 8.7 qts.
Crankcase 8.7 qts.
Transmission and 11.4 gal.
Hydraulics
Front Axle 9.5 qts

DIMENSIONS

Overall Height w/CAB 93.9"
Overall Length w/3pt 131.9"
Wheel Base 74.6"
Crop Clearance 15.6"

POWER TAKE OFF

Rear-1 Speed Live Hyd. Independent
540 rpm @ 2550 Eng. rpm
Electric over Hydraulic PTO Switch
(-3 only)

IntelliPanel™

Lighted Communications Symbols
Standard Tachometer
Digital Read for Speed, MPH, PTO
speeds, diagnostics system
Warning Symbols

STANDARD EQUIPMENT

ROPS Certified Cab w/Retractable
Seat Belt
Swivel Seat (-3 only)
Flat Deck w/Hanging Pedals
Tilt Steering Wheel
High Back Adj. Reclining Cloth Seat
w/Arm Rests
Safety Start Switches
Electric Key Shut Off
Turn Signals / Hazard Flashers
2 Ft. Work Lights
L/R Anti-Slip Steps
Heater and A/C
Frt. Wiper w/Washer (2 speed)
Radio-wired
Parking Brakes
SMV Sign
Telescoping Lower Links
Operator Presence Control System
12V Outlet
L/R Door Struts
ISO Mounted Platform
Halogen Headlights
4 Position Loader Valve
Horn
Cloth Headliner (-3 only)

TIRES AND WHEELS

Front 8.3 x 16 R1
Rear 14.9 x 24 R1

+ Manufacturer Estimate

ORDER CODE	DESCRIPTION	APPROX. SHIP WT.	SUGGESTED LIST PRICE
*** STANDARD MACHINE ***			
L4740HSTC-1/-3*	* 4WD CAB TRACTOR with ROPS Certified CAB	3752	\$ 36,554.00

L4740HSTC-1		Price with Tire Option		
L4740HSTC-3				
TIRES AND WHEELS (priced per piece)				
ORDER CODE	DESCRIPTION	APPROX SHIP WT.	SUGG. LIST PRICE	SUGG. LIST
ABR8753B**	F/R-TIRE 8.3-16 R1 AG Steel Bias BA	68	\$ 246.00	\$36,554.00
ALR6809B**	R-TIRE 14.9-24 R1 6PLY BIAS HI-PWR	233	\$ 637.00	
ALR8869A	F-TIRE 10-16.5 R4 IN Steel Bias AA	83	\$ 352.00	\$37,068.00
ALR6807	R-TIRE 17.5L-24 R4 Firestone ATU	259	\$ 788.00	
ALR8895A	F-TIRE 29x12.5-15 R3 TF Steel Bias AA	73	\$ 320.00	\$37,078.00
ALR6803	R-TIRE 44x18-20 R3 Titan MultiTrac 6stud	229	\$ 825.00	
ALR6818A	F-TIRE LSW305R343 R3 TF STL RADAL AA	116	\$ 352.00	\$37,236.00
ALR6817	R-TIRE LSW610R470 R3 TF STL RADL AA	227	\$ 872.00	

** Standard tires

* Subject to availability.

L5040GST-1/-2/-3

*** EQUIPMENT IN STANDARD MACHINE ***

DIESEL ENGINE

Model # V2403
4 Cyl. 148.5 cu. in.
Turbocharged
+ 50 Net Eng. HP
+ 44.0 PTO HP
@ 2600 Eng. rpm
Interim Tier IV Engine
Indirect Injection (E-TVCS)
12V – 582 CCA Battery
Charging Output 45 Amps
Dual Air Cleaner Element

HYDRAULICS

Open Center
Tandem Pumps Gear Type
4.9 gpm Power Steering
9.8 gpm Remote/3 Pt. Hitch
14.7 gpm Total Hyd. Flow
Cat I or II 3-point Hitch
At lift Point 3860 lbs.
24" Behind 2980 lbs.

FRONT AXLE

Hydrostatic Power Steering
Bevel Gear, 4WD
Cast Iron
Tread Spacing, Nonadjustable

DRIVE TRAIN

12 Forward / 8 Reverse
Glideshift w / Synchro Shuttle
Mech. Wet Disc Brakes
Clutch — Single Dry Plate
Differential Lock

FLUID CAPACITY

Fuel Tank 14.3 gal.
Cooling System 8.7 qts.
Crankcase 9.9 qts.
Transmission and Hydraulics 11.9 gal.
Front Axle 9.5 qts.

DIMENSIONS

Overall Height w/ROPS 98.0"
Overall Length w/3pt 126.0"
Wheel Base 75.4"
Crop Clearance 16.7"

POWER TAKE OFF

Rear-1 Speed Live Hyd. Independent
540 rpm @ 2550 Eng. rpm
Electric over Hydraulic PTO Switch
(-3 only)

STANDARD EQUIPMENT

ROPS w/Retractable Seat Belt
Swivel Seat (-3 only)
Safety Start Switch
High Back Adj. Reclining Seat
w/Arm Rests
Parking Brakes
Electric Key Shut-off
Tilt Steering
Wide Anti-Slip Step
ISO Mounted Platform
Turn Signals / Hazard Flashers
SMV Sign
Operator Presence Control System
Telescoping Lower Links
Halogen Head Lights
4 Position Loader Valve

IntelliPanel™

Lighted Communications Symbols
Standard Tachometer
Digital Read for Speed, MPH, PTO
speeds, diagnostics system
Warning Symbols

TIRES AND WHEELS

Front 9.5 - 16 AG
Rear 14.9 - 26 AG

+ Manufacturer Estimate

ORDER CODE	DESCRIPTION	APPROX. SHIP WT.	SUGGESTED LIST PRICE
*** STANDARD MACHINE ***			
L5040GST-1*	4WD TRACTOR 2 Post Foldable ROPS (101.0" High)	3369	\$ 30,357.00
L5040GST-2/-3*	4WD TRACTOR 2 Post Foldable ROPS (98.0" High)	3369	\$ 30,357.00

L5040GST-1*
L5040GST-2*
L5040GST-3*

TIRES AND WHEELS (priced per piece)		Price with Tire Option		
ORDER CODE	DESCRIPTION	APPROX SHIP WT.	SUGG. LIST PRICE	SUGG. LIST
AMXR8860A**	F-TIRE 9.5-16 R1 Gdyr Dura Torque 6stud	76	\$ 283.00	\$30,357.00
AMXR8861**	R-TIRE 14.9-26 R1 6-PLY HI PWR LUG	246	\$ 825.00	
AMXR8860A	F-TIRE 9.5-16 R1 Gdyr Dura Torque 6stud	76	\$ 283.00	\$30,357.00
AMXR8813A	R-TIRE 13.6-28 R1 6-PLY BIAS HI TRAC	245	\$ 825.00	
ALR8869A	F-TIRE 10-16.5 R4 IN Steel Bias AA	83	\$ 352.00	\$30,611.00
AMXR8862	R-TIRE 17.5L-24 R4 Titan Ind Cont TL	280	\$ 883.00	
ALR8895A	F-TIRE 29x12.5-15 R3 TF Steel Bias AA	73	\$ 320.00	\$30,431.00
ALR6802	R-TIRE 44x18-20 R3 Titan MultiTrac 8stud	221	\$ 825.00	
ALR6818A	F-TIRE LSW305R343 R3 TF STL RADAL AA	116	\$ 352.00	\$30,589.00
ALR6819	R-TIRE LSW610R470 R3 TF STL RADAL AA	227	\$ 872.00	

** Standard tires.

* Subject to availability.

Prices and specifications subject to change without notice. F.O.B. KTC designated shipping point.
Complete revision March 1, 2013.

L5240HST-1/-2/-3

*** EQUIPMENT IN STANDARD MACHINE ***

DIESEL ENGINE

Model # V2403
4 Cyl. 148.5 cu. in.
Turbocharged
+ 52.0 Net Eng. HP
+ 45.0 PTO HP
@ 2600 Eng. rpm
Interim Tier IV Engine
Indirect Injection (E-TVCS)
12V – 582 CCA Battery
Charging Output 45 Amps
Dual Air Cleaner Element

HYDRAULICS

Open Center
Tandem Pumps Gear Type
4.9 gpm Power Steering
9.8 gpm Remote/3 Pt. Hitch
14.7 gpm Total Hyd. Flow
Cat I or II 3-point Hitch
At lift Point 3860 lbs.
24" Behind 2980 lbs.

FRONT AXLE

Hydrostatic Power Steering
Bevel Gear, 4WD
Cast Iron
Tread Spacing, Nonadjustable

DRIVE TRAIN

HST Plus
3 Speed Low-Medium-High
Mech. Wet Disc Brakes
Clutch - Single Dry Plate
Differential Lock
Cruise Control

FLUID CAPACITY

Fuel Tank 14.3 gal
Cooling System 8.7 qts
Crankcase 9.9 qts
Transmission and 11.9 gal
Hydraulics
Front Axle 9.5 qts

DIMENSIONS

Overall Height w/ROPS 98.0"
Overall Length w/3pt 135.0"
Wheel Base 75.4"
Crop Clearance 16.7"

POWER TAKE OFF

Rear - 1 Speed Live Hyd. Independent
540 rpm @ 2550 Eng. rpm
Electric over Hydraulic PTO Switch
(-3 only)

STANDARD EQUIPMENT

ROPS w/Retractable Seat Belt
Swivel Seat (-3 only)
Safety Start Switches
High Back Adj. Reclining Seat
w/Arm Rests
Parking Brakes
Electric Key Shut-off
Wide Anti-Slip Step
Tilt Steering
ISO Mounted Platform
Turn Signals / Hazard Flashers
SMV Sign
Telescoping Lower Links
Operator Presence Control System
Halogen Headlights
4 Position Loader Valve

IntelliPanel™

Lighted Communications Symbols
Standard Tachometer
Digital Read for Speed, MPH, PTO
speeds, diagnostics system

TIRES AND WHEELS

Front 9.5 - 16 AG
Rear 14.9 - 26 AG

+ Manufacturer Estimate

ORDER CODE	DESCRIPTION	APPROX. SHIP WT.	SUGGESTED LIST PRICE
*** STANDARD MACHINE ***			
L5240HST-1*	4WD TRACTOR with 2 Post Foldable ROPS (101.0" High)	3426	\$ 31,274.00
L5240HST-2/-3*	4WD TRACTOR with 2 Post Foldable ROPS (98.0" High)	3426	\$ 31,274.00

L5240HST-1*
L5240HST-2*
L5240HST-3*

TIRES AND WHEELS (priced per piece)		Price with Tire Option		
ORDER CODE	DESCRIPTION	APPROX SHIP WT.	SUGG. LIST PRICE	SUGG. LIST
AMXR8860A**	F-TIRE 9.5-16 R1 Gdyr Dura Torque 6stud	76	\$ 283.00	\$31,274.00
AMXR8861**	R-TIRE 14.9-26 R1 6-PLY HI PWR LUG	246	\$ 825.00	
AMXR8860A	F-TIRE 9.5-16 R1 Gdyr Dura Torque 6stud	76	\$ 283.00	\$31,274.00
AMXR8813A	R-TIRE 13.6-28 R1 6-PLY BIAS HI TRAC	245	\$ 825.00	
ALR8869A	F-TIRE 10-16.5 R4 IN Steel Bias AA	83	\$ 352.00	\$31,528.00
AMXR8862	R-TIRE 17.5L-24 R4 Titan Ind Cont TL	280	\$ 883.00	
ALR8895A	F-TIRE 29x12.5-15 R3 TF Steel Bias AA	73	\$ 320.00	\$31,348.00
ALR6802	R-TIRE 44x18-20 R3 Titan MultiTrac 8stud	221	\$ 825.00	
ALR6818A	F-TIRE LSW305R343 R3 TF STL RADAL AA	116	\$ 352.00	\$31,506.00
ALR6819	R-TIRE LSW610R470 R3 TF STL RADAL AA	227	\$ 872.00	

** Standard tires.

* Subject to availability.

L5240HSTC-3

*** EQUIPMENT IN STANDARD MACHINE ***

DIESEL ENGINE

Model # V2403
4 Cyl. 148.5 cu. in.
Turbocharged
+ 52.0 Net Eng. HP
+ 45.0 PTO HP
@ 2600 Eng. rpm
Interim Tier IV Engine
Indirect Injection (E-TVCS)
12V – 582 CCA Battery
Charging Output 60 Amps
Dual Air Cleaner Element

HYDRAULICS

Open Center
Tandem Pumps Gear Type
4.9 gpm Power Steering
9.8gpm Remote/3 Pt. Hitch
14.7 gpm Total Hyd. Flow
Cat I or II 3-point Hitch
At lift Point 3860 lbs.
24" Behind 2980 lbs.

FRONT AXLE

Hydrostatic Power Steering
Bevel Gear, 4WD
Cast Iron
Tread Spacing, Nonadjustable

DRIVE TRAIN

HST Plus
3 Speed Low-Medium-High
Mech. Wet Disc Brakes
Clutch - Single Dry Plate
Differential Lock
Cruise Control

FLUID CAPACITY

Fuel Tank 14.3 gal
Cooling System 8.7 qts
Crankcase 9.9 qts
Transmission and Hydraulics 11.9 gal
Front Axle 9.5 qts

DIMENSIONS

Overall Height w/CAB 94.7"
Overall Length w/3pt 135.0"
Wheel Base 75.4"
Crop Clearance 16.7"

POWER TAKE OFF

Rear-1 Speed Live Hyd. Independent
540 rpm @ 2550 Eng. rpm
Electric over Hydraulic PTO Switch
(-3 only)

IntelliPanel™

Lighted Communications Symbols
Standard Tachometer
Digital Read for Speed, MPH, PTO
speeds, diagnostics system

STANDARD EQUIPMENT

ROPS Certified Cab
w/Retractable Seat Belt
Swivel Seat (-3 only)
Safety Start Switches
High Back Adj. Reclining Seat
w/Arm Rests
Parking Brakes
Electric Key Shut-off
Tilt Steering
ISO Mounted Platform
Turn Signals / Hazard Flashers
SMV Sign
Telescoping Lower Links
Operator Presence Control System
Halogen Headlights
4 Position Loader Valve
2 Front Work Lights
L/R Anti-slip Steps
Radio-wired
12V Outlet
L/R Door Struts
Heater and A/C
Front Wipe/Wash (2 Speed)
Horn
Cloth Headliner (-3 only)

TIRES AND WHEELS

Front 9.5 - 16 AG
Rear 14.9 - 26 AG

+ Manufacturer Estimate

ORDER CODE	DESCRIPTION	APPROX. SHIP WT.	SUGGESTED LIST PRICE
------------	-------------	---------------------	-------------------------

*** STANDARD MACHINE ***

L5240HSTC-1/-3* 4WD CAB TRACTOR 3911 \$ 38,639.00

L5240HSTC-1*		Price with Tire Option		
L5240HSTC-3*		APPROX SHIP WT.	SUGG. LIST PRICE	SUGG. LIST
TIRES AND WHEELS (priced per piece)		DESCRIPTION		
AMXR8860A**	F-TIRE 9.5-16 R1 Gdyr Dura Torque 6stud	76	\$ 283.00	\$38,639.00
AMXR8861**	R-TIRE 14.9-26 R1 6-PLY HI PWR LUG	246	\$ 825.00	
AMXR8860A	F-TIRE 9.5-16 R1 Gdyr Dura Torque 6stud	76	\$ 283.00	\$38,639.00
AMXR8813A	R-TIRE 13.6-28 R1 6-PLY BIAS HI TRAC	245	\$ 825.00	
ALR8869A	F-TIRE 10-16.5 R4 IN Steel Bias AA	83	\$ 352.00	\$38,893.00
AMXR8862	R-TIRE 17.5L-24 R4 Titan Ind Cont TL	280	\$ 883.00	
ALR8895A	F-TIRE 29x12.5-15 R3 TF Steel Bias AA	73	\$ 320.00	\$38,713.00
ALR6802	R-TIRE 44x18-20 R3 Titan MultiTrac 8stud	221	\$ 825.00	
ALR6818A	F-TIRE LSW305R343 R3 TF STL RADAL AA	116	\$ 352.00	\$38,871.00
ALR6819	R-TIRE LSW610R470 R3 TF STL RADAL AA	227	\$ 872.00	

** Standard tires.

* Subject to availability.

Prices and specifications subject to change without notice. F.O.B. KTC designated shipping point.

Complete revision March 1, 2013.

L5740HST-1/-2/-3

*** EQUIPMENT IN STANDARD MACHINE ***

DIESEL ENGINE

Model # V2403
4 Cyl. 148.5 cu. in.
Turbocharged
+ 57.0 Net Eng. HP
+ 50.0 PTO HP
@ 2700 Eng. rpm
Interim Tier IV Engine
Indirect Injection (E-TVCS)
12V – 582 CCA Battery
Charging Output 45 Amps
Dual Air Cleaner Element

HYDRAULICS

Open Center
Tandem Pumps Gear Type
4.9 gpm Power Steering
9.8 gpm Remote/3 Pt. Hitch
14.7 gpm Total Hyd. Flow
Cat I or II 3-point Hitch
At lift Point 3860 lbs.
24" Behind 2980 lbs.

FRONT AXLE

Hydrostatic Power Steering
Bevel Gear, 4WD
Cast Iron
Tread Spacing, Nonadjustable
+ Manufacturer Estimate

DRIVE TRAIN

HST Plus
3 Speed Low-Medium-High
Mech. Wet Disc Brakes
Clutch - Single Dry Plate
Differential Lock
Cruise Control

FLUID CAPACITY

Fuel Tank 14.3 gal
Cooling System 8.7 qts
Crankcase 9.9 qts
Transmission and Hydraulics 11.9 gal
Front Axle 9.5 qts

DIMENSIONS

Overall Height w/ROPS 98.0"
Overall Length w/3pt. 135.0"
Wheel Base 75.4"
Crop Clearance 16.7"

POWER TAKE OFF

Rear-1 Speed Live Hyd. Independent
540 rpm @ 2550 Eng. rpm
Electric over Hydraulic PTO Switch
(-3 only)

STANDARD EQUIPMENT

ROPS w/Retractable Seat Belt
Swivel Seat (-3 only)
Safety Start Switches
High Back Adj. Reclining Seat
w/Arm Rests
Parking Brakes
Electric Key Shut-off
Wide Anti-Slip Step
Tilt Steering
ISO Mounted Platform
Turn Signals / Hazard Flashers
SMV Sign
Telescoping Lower Links
Operator Presence Control System
Halogen Headlights
4 Position Loader Valve

IntelliPanel™

Lighted Communications Symbols
Standard Tachometer
Digital Read for Speed, MPH, PTO
speeds, diagnostics system

TIRES AND WHEELS

Front 9.5 - 16 AG
Rear 14.9 - 26 AG

ORDER CODE	DESCRIPTION	APPROX. SHIP WT.	SUGGESTED LIST PRICE
*** STANDARD MACHINE ***			
L5740HST-1*	4WD TRACTOR with 2 Post High Profile Foldable ROPS (101.0" High)	3417	\$ 32,520.00
L5740HST-2/-3*	4WD TRACTOR with 2 Post High Profile Foldable ROPS (98.0" High)	3417	\$ 32,520.00

L5740HST-1*		Price with Tire Option		
L5740HST-2*				
L5740HST-3*				
TIRES AND WHEELS (priced per piece)				
ORDER CODE	DESCRIPTION	APPROX SHIP WT.	SUGG. LIST PRICE	SUGG. LIST
AMXR8860A**	F-TIRE 9.5-16 R1 Gdyr Dura Torque 6stud	76	\$ 283.00	\$32,520.00
AMXR8861**	R-TIRE 14.9-26 R1 6-PLY HI PWR LUG	246	\$ 825.00	
AMXR8860A	F-TIRE 9.5-16 R1 Gdyr Dura Torque 6stud	76	\$ 283.00	\$32,520.00
AMXR8813A	R-TIRE 13.6-28 R1 6-PLY BIAS HI TRAC	245	\$ 825.00	
ALR8869A	F-TIRE 10-16.5 R4 IN Steel Bias AA	83	\$ 352.00	\$32,774.00
AMXR8862	R-TIRE 17.5L-24 R4 Titan Ind Cont TL	280	\$ 883.00	
ALR8895A	F-TIRE 29x12.5-15 R3 TF Steel Bias AA	73	\$ 320.00	\$32,594.00
ALR6802	R-TIRE 44x18-20 R3 Titan MultiTrac 8stud	221	\$ 825.00	
ALR6818A	F-TIRE LSW305R343 R3 TF STL RADAL AA	116	\$ 352.00	\$32,752.00
ALR6819	R-TIRE LSW610R470 R3 TF STL RADAL AA	227	\$ 872.00	

** Standard tires.

* Subject to availability.

L5740HSTC-1/-3

*** EQUIPMENT IN STANDARD MACHINE ***

DIESEL ENGINE

Model # V2403
4 Cyl. 148.5 cu. in.
Turbocharged
+ 57.00 Net Eng. HP
+ 50.0 PTO HP
@ 2700 Eng. rpm
Interim Tier IV Engine
Indirect Injection (E-TVCS)
12V – 582 CCA Battery
Charging Output 60 Amps
Dual Air Cleaner Element

HYDRAULICS

Open Center
Tandem Pumps Gear Type
4.9 gpm Power Steering
9.8 gpm Remote/3 Pt. Hitch
14.7 gpm Total Hyd. Flow
Cat I or II 3-point Hitch
At lift Point 3860 lbs.
24" Behind 2980 lbs.

FRONT AXLE

Hydrostatic Power Steering
Bevel Gear, 4WD
Cast Iron
Tread Spacing, Nonadjustable

DRIVE TRAIN

HST Plus
3 Speed Low-Medium-High
Mech. Wet Disc Brakes
Clutch - Single Dry Plate
Differential Lock
Cruise Control

FLUID CAPACITY

Fuel Tank 14.3 gal.
Cooling System 8.7 qts.
Crankcase 9.9 qts.
Transmission and 11.9 gal.
Hydraulics
Front Axle 9.5 qts.

DIMENSIONS

Overall Height w/CAB 94.7"
Overall Length w/3pt. 135.0"
Wheel Base 75.4"
Crop Clearance 16.7"

POWER TAKE OFF

Rear-1 Speed Live Hyd. Independent
540 rpm @ 2550 Eng. rpm
Electric over Hydraulic PTO Switch
(-3 only)

IntelliPanel™

Lighted Communications Symbols
Standard Tachometer
Digital Read for Speed, MPH, PTO
speeds, diagnostics system

STANDARD EQUIPMENT

ROPS Certified Cab
w/Retractable Seat Belt
Swivel Seat (-3 only)
Safety Start Switches
High Back Adj. Reclining Seat
w/Arm Rests
Parking Brakes
Electric Key Shut-off
Tilt Steering
ISO Mounted Platform
Turn Signals / Hazard Flashers
SMV Sign
Telescoping Lower Links
Operator Presence Control System
Halogen Headlights
4 Position Loader Valve
2 Front Work Lights
L/R Anti-slip Steps
Radio-wired
12V Outlet
L/R Door Struts
Heater and A/C
Front Wipe/Wash (2 Speed)
Horn
Cloth Headliner (-3 only)

TIRES AND WHEELS

Front 9.5 - 16 AG
Rear 14.9 - 26 AG

+ Manufacturer Estimate

ORDER CODE	DESCRIPTION	APPROX. SHIP WT.	SUGGESTED LIST PRICE
------------	-------------	------------------	----------------------

*** STANDARD MACHINE ***

L5740HSTC-1/-3*	4WD CAB TRACTOR with ROPS certified CAB	3911	\$ 39,886.00
------------------------	---	------	--------------

L5740HSTC-1*		Price with Tire Option		
L5740HSTC-3*		APPROX SHIP WT.	SUGG. LIST PRICE	SUGG. LIST
TIRES AND WHEELS (priced per piece)		DESCRIPTION		
AMXR8860A**	F-TIRE 9.5-16 R1 Gdyl Dura Torque 6stud	76	\$ 283.00	\$39,886.00
AMXR8861**	R-TIRE 14.9-26 R1 6-PLY HI PWR LUG	246	\$ 825.00	
AMXR8860A	F-TIRE 9.5-16 R1 Gdyl Dura Torque 6stud	76	\$ 283.00	\$39,886.00
AMXR8813A	R-TIRE 13.6-28 R1 6-PLY BIAS HI TRAC	245	\$ 825.00	K31L111M08
ALR8869A	F-TIRE 10-16.5 R4 IN Steel Bias AA	83	\$ 352.00	
AMXR8862	R-TIRE 17.5L-24 R4 Titan Ind Cont TL	280	\$ 883.00	
ALR8895A	F-TIRE 29x12.5-15 R3 TF Steel Bias AA	73	\$ 320.00	\$39,960.00
ALR6802	R-TIRE 44x18-20 R3 Titan MultiTrac 8stud	221	\$ 825.00	
ALR6818A	F-TIRE LSW305R343 R3 TF STL RADAL AA	116	\$ 352.00	\$40,118.00
ALR6819	R-TIRE LSW610R470 R3 TF STL RADAL AA	227	\$ 872.00	

** Standard tires

* Subject to availability.

Prices and specifications subject to change without notice. F.O.B. KTC designated shipping point.
Complete revision March 1, 2013.

Grand L - 40 Series Attachment Chart

Charts for Quick Reference Only, Please refer to Wholegoods Numbers for proper applications

	L3240 (-1) (-2)	L3540 (-1) (-2)	L3940 (-1) (-2)	L4240 (-1) (-2)	L4740 (-1) (-2)	L5040 (-1) (-2)	L5240 (-1) (-2)	L5740 (-1) (-2)
Foldable ROPS & Seat Belt®	SFL-F354(A)	SFL-F354(A)	SFL-F424(A)	SFL-F424(A)	SFL-F474(A)	SFL-F574(A)	SFL-F574(A)	SFL-F574(A)
Sunshade for ROPS	E1133 Std. E1134 Deluxe	E1133 Std. E1134 Deluxe	E1133 Std. E1134 Deluxe	E1133 Std. E1134 Deluxe	E1133 Std. E1134 Deluxe	E1133 Std. E1134 Deluxe	E1133 Std. E1134 Deluxe	E1133 Std. E1134 Deluxe
Seat Belt - Extra Length	70002-06605	70002-06605	70002-06605	70002-06605	70002-06605	70002-06605	70002-06605	70002-06605
Rear Wheel Weight ① (Max. 3/Wheel)	L8066A	L8066A	L8066A	L8066A	L8066A	LM8124	LM8124	LM8124
Front Weight Bracket ⑤	MX8068	MX8068	MX8068	MX8068	MX8068	MX8068	MX8068	MX8068
Rear Work Light (ROPS)	L8329	L8329	L8329	L8329	L8329	L8329	L8329	L8329
Front Bumper Weight(s) Max. 7®	BL8060-1	BL8060-1	BL8060-1	BL8060-1	BL8060-1	BL8060-1	BL8060-1	BL8060-1
Rear Remote Hydraulics Sectional stackable valves Select double acting or Float Detent	See "Rear Remote Hydraulics" Section in corresponding Dealer Installed Options price pages.							
Draft Control (ROPS) (Cab)	L8317	L8317	L8317	L8317	L8318	L8318	L8318	L8318
	L8319	L8319	L8319	L8319	L8319	L8319	L8319	L8319
Swinging Drawbar	L8325	L8325	L8325	L8325	L8325	L8325	L8325	L8325
Drawbar Clevis	L9496G	L9496G	L9496G	L9496G	L9496G	L9496G	L9496G	L9496G
Front Grille Guard②	L2224	L2224	L2224	L2224	L2224	L2224	L2224	L2224
Creep Speed Kit③	L8324	L8324	L8324	L8324	L8324	L8324	N/A	N/A
3-pt Top-N-Tilt Kit④	L8388	L8388	L8388	L8388	L8388	L8388	L8388	L8388
Mid-PTO Kit⑥	L8338	L8338	L8338	L8338	L8338	L8338	L8338	L8338
Loader Valve Diverter Kit	L8349	L8349	L8349	L8349	L8349	L8349	L8349	L8349
Spark Arrester	77700-00280	77700-00280	77700-00280	77700-00280⑦	77700-00280⑦	L8366	L8366	L8366
Ballast Box	L8170	L8170	L8170	L8170	L8170	L8170	L8170	L8170
Block Heater	70000-00297	70000-00297	70000-00297	70000-00297	70000-00297	70000-00297	70000-00297	70000-00297
CAB MODELS L8333 Rear Work Light Kit (2 Lights) L8334 Rear Wiper Kit, Washer connects to Front -Wiper's Washer. L8330 Defogger Kit (Rear Window) L8331 Defogger Kit (Corner Windows) RADIOS E9299A AM / FM / Radio w/ Front and Rear Aux. Ports ⑧ E9276B AM / FM / Weather Band / CD ⑧								

- ① Not compatible with Turf Tires.
- ② Front Grille Guard for non-loader applications. If using BL8060-1 Front Bumper Weights in combination with L2224 Grille Guard and an L2180-1 Front Quick Hitch, then 70060-02225 Front Weight Bracket must be used. Order from Parts Department. Note: L2224 Loader Grille Guard is compatible with up to (4) BL8060-1 Front Suitcase Weights.
- ③ Not applicable to HST models.
- ④ Requires 2 or 3 Rear Hydraulic Remote depending on implement application. Please review Rear Remote Hydraulic section to select the correct remote configuration. Top-N-Tilt not compatible with ALL sub-frames.
- ⑤ MX8068 Front Weight Bracket is not compatible with L2224 Grille Guard.
- ⑥ Requires Mid-PTO Gear installation on L4240DT/GST/HST, L4740GST/HST, L5040GST, L5240HST, and L5740HST.
- ⑦ Requires L8368 Low Back Pressure Muffler.
- ⑧ Grand L-30 Series requires L8332 Mounting Kit.
- ⑨ SFL-F354 ROPS will apply to Grand L40 and Grand L40-1 tractors.
SFL-F354A ROPS will apply to Grand L40-2 tractors only.
- ⑩ Weights must be removed from bracket when Loader is installed.

Grand L - 40 Series Dealer Installed Options

ORDER CODE	DESCRIPTION	APPROX. SHIP WT.	SUGGESTED LIST PRICE
MID-PTO Kits			
L8338	Mid-PTO Kit All Grand L-40 Series (ROPS Models L4240DT/GST/HST, L4740GST/HST, L5040GST, L5240HST, L5740HST require Internal Gear Kit L8316)	22	\$377.00
L8316	② Mid-PTO Internal Gear Kit For installation of L8338 Mid-PTO Kit L4240DT/GST/HST, L4740GST/HST, L5040GST, L5240HST, L5740HST models only (Standard on Cab tractors.)	25	\$248.00

REAR REMOTE HYDRAULICS ROPS MODELS:

Must order Base Kit and one Valve Section to complete installation.

L8335	① Base Kit and 1st Lever Requires L8308 or L8309 Valve to complete Assembly	21	\$500.00
L8308	Double Acting Valve Section Requires: Base Kit and First Lever	4	\$240.00
L8309	FD Float Detent Valve Section Requires: Base Kit and First Lever	6	\$302.00
L8336	① Second Position Stacking Kit Includes Hardware and 2nd Lever Requires: Additional L8308 or L8309 Valve Section	7	\$248.00
L8337	① Third Position Stacking Kit Includes Hardware and 3rd Lever Requires: Additional L8308 or L8309 Valve Section (For Triple Remotes, Second Position Stacking Kit also required)	8	\$248.00

REAR REMOTE HYDRAULICS CAB MODELS:

Must order Base Kit and one Valve Section to complete installation.

L8346A	Base Kit and 1st Lever Requires L8308 or L8309 Valve to complete Assembly	16	\$535.00
L8308	Double Acting Valve Section Requires: Base Kit and First Lever	4	\$240.00
L8309	FD Float Detent Valve Section Requires: Base Kit and First Lever	6	\$302.00
L8347	Second Position Stacking Kit Includes Hardware and 2nd Lever Requires: Additional L8308 or L8309 Valve Section	7	\$293.00
L8348	Third Position Stacking Kit Includes Hardware and 3rd Lever Requires: Additional L8308 or L8309 Valve Section (For Triple Remotes, Second Position Stacking Kit also required)	35	\$293.00

① When installing rear remote hydraulic valves in conjunction with BH76 Backhoes, additional kits are required. Please

② Allow approximately 10 hours for installation time.

Grand L - 40 Series Dealer Installed Options

ORDER CODE	DESCRIPTION	APPROX. SHIP WT.	SUGGESTED LIST PRICE
HYDRAULIC DIVERTER KIT			
L8349	② Hydraulic Diverter Kit enables standard Loader Valve to be used as (2) rear hydraulic remotes, one remote will be float detent and one will be standard double-acting GL40-1/-2 only.	20	\$562.00
L8369	② Hydraulic Diverter Kit enables standard Loader Valve to be used as (2) rear hydraulic remotes, one remote will be float detent and one will be standard double-acting, GL40-3 only.	20	\$562.00
DRAFT CONTROL			
L8317	Draft Control L3240, L3540, L3940, L4240 ROPS Model Tractors, GL40-1/-2 only	25	\$482.00
L8374	Draft Control L3240, L3540, L3940, L4240 ROPS Model Tractors, GL40-3 only)	25	\$482.00
L8318	Draft Control: L4740, L5040, L5240,	25	\$482.00
L8375	L5740 ROPS Model Tractors, GL40-1/-2 only Draft Control: L4740, L5040, L5240,	25	\$482.00
L8319	L5740 ROPS Model Tractors, GL40-3 only Draft Control: Cab Model Tractors, GL40-1/-2 only	25	\$524.00
L8376	Draft Control: Cab Model Tractors, GL40-3 only	25	\$524.00
TNT (Top-N-Tilt Kit)			
L8388	① Top (Cylinder) & Tilt (Cylinder) Kit	44	TBA
DRAWBAR OPTIONS			
L9496G	Drawbar Clevis	8	\$67.00
L8325	Swinging Drawbar	20	\$145.00
CREEP SPEED KIT			
L8324	Creep Speed Kit (All Grand L40 Series Models except HST)	24	\$602.00
SUNSHADE FOR ROPS			
E1133	Standard Sunshade	63	\$437.00
E1134	Deluxe Sunshade Requires E1136 Mounting Bracket Kit	63	\$387.00
E1136	Mounting Bracket Kit for E1134	30	\$191.00
E1138	Front Work Light Kit for E1134 (includes 2 lights)	10	\$125.00

- ① Requires 2 or 3 Rear Hydraulic Remote depending on implement application. Please review Rear Remote Hydraulic section to select the correct remote configuration. Not compatible with Backhoe.
- ② Not compatible with Front Loader or L8308/L8309 Hydraulic Valves.

Grand L - 40 Series Dealer Installed Options

ORDER CODE	DESCRIPTION	APPROX. SHIP WT.	SUGGESTED LIST PRICE
FRONT GRILLE GUARD			
L2224	① Front Grille Guard (Non-Loader Applications)	45	\$275.00
70060-02225	Front Weight Bracket Kit For use with L2224 Grille Guard, 1-4 Weights, Includes mounting hardware.	(Order from the Parts Department)	
SEAT BELT KIT			
70002-06605	Extra Length Seat Belt Kit	(Order from the Parts Department)	
BLOCK HEATER			
70000-00297	Block Heater	(Order from the Parts Department)	
SPARK ARRESTER			
L8366	Spark Arresting Muffler: L5040, L5240, L5740	10	\$462.00
77700-00280	Spark Arrester Kit, L3240, L3540, L3940, L4240, L4740	(Order from the Parts Department)	
L8368	Low Back Pressure Muffler (L4240, L4740)	25	\$228.00
WEIGHT KITS			
REAR WHEEL WEIGHTS			
L3240, L3540, L3940, L4240, L4740			
L8066A	③ Rear Wheel Weights (64 lbs. each) One, two, or three weights per wheel. Mount to 24" wheels with 10.24" wheel weight bolt hole centers. Set of 2 weights, Requires L8067A Bolt Kit, max. 3 Sets	128	\$124.00
L8067A	Bolt Kit for L8066A (Max. 3 sets)	5	\$33.00
L5040, L5240, L5740			
LM8124	③ Rear Wheel Weights (103 lbs. each) One, two or three weights per wheel. Mount to 24" or 26" wheels with steel discs. Set of 2 weights, requires LM8125 Bolt Kit, max. 3 sets (not turf tire compatible)	105	\$279.00
LM8125	Bolt Kit for 1st set of LM8124 (one kit will accept one set of weights)	6	\$67.00
M8121	Bolt Kit for 2nd and 3rd set of LM8124 Weights	6	\$18.00

① Front Grille Guard for non-loader applications. If using BL8060-1 Front Bumper Weights in combination with L2224 Grille Guard and an L2180-1 Front Quick Hitch, then 70060-02225 Front Weight Bracket must be used. Order from Parts Department.

② For L4240 and L4740 tractors, L8368 Low Back Pressure Muffler must be ordered.

③ Not compatible with Turf Tires.

Grand L - 40 Series Dealer Installed Options

ORDER CODE	DESCRIPTION	APPROX. SHIP WT.	SUGGESTED LIST PRICE
WEIGHT KITS (Continued)			
FRONT WEIGHTS			
MX8068	② Front Weight Bracket Kit (1-7 Weights) 4WD Models (Standard on 2WD models)	25	\$96.00
BL8060-1	③ Front Suitcase Weight (55 lbs. each) Requires 1 BL8060B Bolt Kit Per weight, Max. 7 weights	55	\$71.00
BL8060B	Bolt Kit (1 per weight required) Use with MX8068 Weight Bracket Use with L2224 Grille Guard	1	\$2.00
REAR WORK LIGHT KIT (ROPS)			
L8329	Rear Work Light Kit	5	\$89.00
BALLAST BOX			
L8170	Ballast Box (1000 lb. cap. with dry sand) (All Grand L-40 Series)	168	\$449.00
CAB MODEL OPTIONS			
L8333	Rear Work light Kit (2 lights, Cab)	3	\$131.00
L8334	Rear Wiper Kit	4	\$143.00
L8330	Defogger Kit (Rear Window)	18	\$281.00
L8331	Defogger Kit (Corner Windows) (Requires: L8330)	18	\$307.00
E9299A	Ⓐ AM/FM Radio with MP3 Port and 7-Channel Weather Band.	4	\$310.00
E9276B	Ⓐ AM/FM Radio CD/MP3 Player with 7-Channel Weather Band.	4	\$440.00
REPLACEMENT CABS			
L7042	① Replacement Cab for L3240HSTC, L3540HSTC		\$7,308.00
L7062	① Replacement Cab for L3240HSTC-3, L3540HSTC-3		\$7,308.00
L7043	① Replacement Cab for L3940HSTC, L4240HSTC		\$7,308.00
L7063	① Replacement Cab for L3940HSTC-3, L4240HSTC-3		\$7,308.00
L7044	① Replacement Cab for L4740HSTC		\$7,308.00
L7064	① Replacement Cab for L4740HSTC-3		\$7,308.00
L7045	① Replacement Cab for L5240HSTC, L5740HSTC		\$7,308.00
L7065	① Replacement Cab for L5240HSTC-3, L5740HSTC-3		\$7,308.00

Ⓐ Radios have a 2-year warranty.

① Replacement Cab packages include Cab assembly, mounting hardware, installation manual, left and right hand external

② MX8068 Front Weight Bracket is not compatible with L2234 Grille Guard and Grand L40 Grille Guard

③ Front weights must be removed when the loader is installed, the weight bracket may remain on the tractor

L Series Implement Charts

STANDARD L IMPLEMENT CHART

TRACTOR	L3200F	L3200DT	L3200HST	L3800F	L3800DT	L3800HST	L4600F/DT/HST
Front Loader	LA524 LA524FL	LA524 LA524FL	LA524 LA524FL	LA524 LA524FL	LA524 LA524FL	LA524 LA524FL	L764
Backhoe	BH77	BH77	BH77	BH77	BH77	BH77	BH92
Rotary Tiller	FL1021C/RD	FL1021C/RD	FL1021C/RD	FL1021C/RD	FL1021C/RD	FL1021C/RD	FL1021C/RD
	FL1271C/RC	FL1271C/RC	FL1271C/RC	FL1271C/RC	FL1271C/RC	FL1271C/RC	FL1271C/RC
	FL1521C	FL1521C	FL1521C	FL1521C	FL1521C	FL1521C	FL1521C
Snowblower (Rear)	BL2664	BL2664	BL2664	BL2664	BL2664	BL2664	BL2664
	L2674	L2674	L2674	L2674	L2674	L2674	L2674

Charts for Quick Reference Only, Please refer to Wholegoods Numbers for proper applications

GRAND L-40 IMPLEMENT CHART

MODEL	L3240 (-1/-2/-3)		L3540(-1/-2/-3)		L3940(-1/-2/-3)	L4240 (-1/-2/-3)	L4740 (-1/-2/-3)	L5040 (-1/-2/-3)	L5240 (-1/-2/-3)	L5740 (-1/-2/-3)
Front Loader	LA514	LA724	LA514	LA724	LA724	LA854	LA854	LA854	LA854	LA854
Sq. Back Bucket ①	L2246(66")	L2276(72")	L2246(66")	L2276(72")	L2276(72")	L2276(72")	L2276(72")	L2276(72")	L2276(72")	L2276(72")
	L2256(66")	L2235(72")	L2256(66")	L2235(72")	L2235(72")	L2235(72")	L2235(72")	L2235(72")	L2235(72")	L2235(72")
Heavy Duty Rnd Back Bucket①	L2266(66")	L2286(72")	L2266(66")	L2286(72")	L2286(72")	L2286(72")	L2286(72")	L2286(72")	L2286(72")	L2286(72")
	---	L2296(72")	---	L2296(72")	L2296(72")	L2296(72")	L2296(72")	L2296(72")	L2296(72")	L2296(72")
4 in 1 Bucket	N/A	L2244	N/A	L2244	L2244 / L2245	L2245	L2245	L2245	L2245	L2245
Lt Material Bucket①	L2236(72")	L2236(72")	L2236(72")	L2236(72")	L2236(72")	L2236(72")	L2236(72")	L2236(72")	L2236(72")	L2236(72")
Pallet Fork Frame Pallet Fork①	L2238/ K9048(36")	L2238/ K9048(36")	L2238/ K9048(36")	L2238/ K9048(36")	L2238/ K9048(36")	L2238/ K9058(42") K9048(36")	L2238/ K9058(42") K9048(36")	L2238/ K9058(42") K9048(36")	L2238/ K9058(42") K9048(36")	L2238/ K9058(42") K9048(36")
Bale Spear①	L2237	L2237	L2237	L2237	L2237	L2237	L2237	L2237	L2237	L2237
3 rd Function Valve	L2221 (non-1/-1/-2 ROPS)	L2221 (non-1/-1/-2 ROPS)	L2221 (non-1/-1/-2 ROPS)	L2221 (non-1/-1/-2 ROPS)	L2225 (non-1/-1/-2 ROPS)	L2225 (non-1/-1/-2 ROPS)	L2225 (non-1/-1/-2 ROPS)	L2225 (non-1/-1/-2 ROPS) L2298 (-3 ROPS)	L2225 (non-1/-1/-2 ROPS)	L2225 (non-1/-1/-2 ROPS)
	L2222 (non-1/-1 Cab)	L2222 (non-1/-1 Cab)	L2222 (non-1/-1 Cab)	L2222 (non-1/-1 Cab)	L2227 (non-1/-1 Cab)	L2227 (non-1/-1 Cab)	L2227 (non-1/-1 Cab)		L2227 (non-1/-1 Cab)	L2227 (non-1/-1 Cab)
	L2288 (-3 ROPS)	L2288 (-3 ROPS)	L2288 (-3 ROPS)	L2288 (-3 ROPS)	L2298 (-3 ROPS)	L2298 (-3 ROPS)	L2298 (-3 ROPS)		L2298 (-3 ROPS)	L2298 (-3 ROPS)
	L2289 (-3 Cab)	L2289 (-3 Cab)	L2289 (-3 Cab)	L2289 (-3 Cab)	L2299 (-3 Cab)	L2299 (-3 Cab)	L2299 (-3 Cab)		L2299 (-3 Cab)	L2299 (-3 Cab)
Mid Mount Mower	RC72-38		RC72-38		RC72-38	---	---	---	---	---
Backhoe②④	BH75A*/BH77/BH90(A) */ BH76 */BH92		BH75A*/BH77/BH90(A)*/ BH76*/BH92		BH90(A)* BH92	BH90(A)* BH92	BH90(A)* BH92	BH90(A)* BH92	BH90(A)* BH92	BH90(A)* BH92
Rotary Tiller	FL1521C		FL1521C		---	---	---	---	---	---
Snowblower (Front)③	L2194A (62")		L2194A (62")		L2194A (62")	L2195A (72")	L2195A (72")	L2195A (72")	L2195A (72")	L2195A (72")
Snowblower (Rear)	BL2664(64")		BL2664(64")		L2674(74")	L2674(74")	L2674(74")	L2674(74")	L2674(74")	L2674(74")
Front Blade ③	L2172A (72")		L2172A (72")		L2184 (84")	L2184 (84")	L2184 (84")	L2184 (84")	L2184 (84")	L2184 (84")
Front Rotary Sweeper ③	L2162(60") L2164(72")		L2162(60") L2164(72")		L2164(72")	L2164(72")	L2164(72")	L2164(72")	L2164(72")	L2164(72")

① Requires two lever style Quick Coupler L2216 (LA514) or L2226 (LA724/LA854).

② Backhoes are not compatible with Cab model tractors.

③ Requires L2180-1 Front Quick Hitch.

④ BH92 Compatible with all GL-40 ROPS Tractors and GL40-3 Cab.

■ 2-Lever Quick Attach

* Subject to availability.

See Prior Model Section at the end of this section for Prior Model Matching Charts

L Series Implement Charts

GRAND L-60 Loader Chart with Compatible Implement and Attachments

MODEL	L3560		L4060	L4760	L5060	L5460	L6060
Front Loader	LA555	LA805	LA805	LA1055	LA1055	LA1055	LA1055
66" Quick Attach Sq. Back Bucket	L2256	N/A	N/A	N/A	N/A	N/A	N/A
72" Quick Attach Sq. Back Bucket	N/A	L2235A	L2235A	L2235A	L2235A	L2235A	L2355A
72" Quick Attach Light Material Bucket	L2236		L2236	L2236	L2236	L2236	L2236
72" Quick Attach H.D. Round Back Bucket	N/A	L2296	L2296	L2296	L2296	L2296	L2296
60" 2-Lever Quick Coupler Type 4 in 1 Bucket	N/A	L2244	L2244	N/A	N/A	N/A	N/A
72" 2-Lever Quick Coupler Type 4 in 1 Bucket	N/A	L2245	L2245	L2245	L2245	L2245	L2245
66" Bolt on Cutting Edge	TL1756 ②	N/A	N/A	N/A	N/A	N/A	N/A
72" Bolt on Cutting Edge	N/A	TL1748 ②	TL1748 ②	TL1748 ②	TL1748 ②	TL1748 ②	TL1748 ②
36" Pallet Forks	K9048		K9048	K9048	K9048	K9048	K9048
42" Pallet Forks	N/A	N/A	N/A	K9058	K9058	K9058	K9058
Quick Attach Bale Spear	L2237		L2237	L2237	L2237	L2237	L2237
Quick Attach Pallet Fork Frame	L2238		L2238	L2238	L2238	L2238	L2238
3 RD Function Hydraulic Valve	L2247	L2265	L2265	L2265	L2265	L2265	L2265
3 RD Function Hydraulic Valve & 2-Lever Quick Coupler	N/A	L2272	L2272	L2272	L2272	L2272	L2272
Hydraulic 2-Lever Quick Coupler	N/A	L2270	L2270	L2270	L2270	L2270	L2270
Hydraulic Spill Guard	N/A	L2261	L2261	L2271	L2271	L2271	L2271
Single Lever Hose Quick Coupler (4Hoses)	N/A	L2252	L2252	L2252	L2252	L2252	L2252
Single Lever Hose Quick Coupler (8Hoses)	N/A	L2262	L2262	L2262	L2262	L2262	L2262
3 RD Function Hose Quick Coupler	N/A	L2260	L2260	L2260	L2260	L2260	L2260
Front Grill Guard Non-Loader	L2257		L2257	L2257	L2257	L2257	L2257
Mid Mount Mower	N/A	N/A	N/A	N/A	N/A	N/A	N/A
Backhoe®	BH77 ⑤	BH92 ③	BH92	BH92	BH92	BH92	BH92
Front Rotary Sweeper	L4467 60" L4477 72"						
64" Utility Snowblower	L4469		L4469	L4469	L4469	L4469	L4469
74" Utility Snowblower	L4479		L4479	L4479	L4479	L4479	L4479
74" Commercial Snowblower	N/A		L4474	L4474	L4474	L4474	L4474
80" Commercial Snowblower	N/A		L4485	L4485	L4485	L4485	L4485
Rear Snow Blower	BL2664 (64")		L2674 (74")	L2674 (74")	L2674 (74")	L2674 (74")	L2674 (74")
60" Front Blade	L4466		L4466	L4466	L4466	L4466	L4466
72" Front Blade	L4476		L4476	L4476	L4476	L4476	L4476
84" Front Blade	L4486		L4486	L4486	L4486	L4486	L4486

- ① Fits only L2256 66" Q.A. Bucket
- ② Does not fit L2236 72" Q.A. Bucket or L2244 60" 4 in 1 Bucket
- ③ The BH92 is only compatible with LA805 Loader on a L3560 due to weight balance.
- ④ L2172A Front Blade is not compatible with L4760HST
- ⑤ BH77 Backhoe is compatible with L3560 ROPS Only. Must use a BH92 Backhoe with a LA805 Loader for L3560HSTC.

L Series Loader Matching Charts

Charts for Quick Reference Only, Please refer to Wholegoods Numbers for proper applications

STANDARD L SERIES

STANDARD L SERIES TRACTORS	LOADER and VALVE	BUCKET STRUCK / HEAPED CAPACITY	OPTIONAL ATTACHMENTS
L3200 L3800	LA524FL Complete, includes Loader valve, bucket, mounting kit, grille guard, bucket, and hydraulic block	LA524FL 60" width L2242 (Std)	L2130 Bucket Rod Indicator Kit
	LA524 Includes loader valve, mounting kit, grille guard, hydraulic block, and 2 lever coupler	66" width L2256 8.1 cu. ft. / 9.9 cu. ft.	L2130 Bucket Rod Indicator Kit
L4600	LA764 Includes Loader Valve, Grille Guard, and Quick Coupler	L2296 – 72" Round Back Quick Attach 10.9 cu. ft. / 13.1 cu. ft. L2236 – 72" Light Material 12.7 cu. ft. / 16.0 cu. ft.	L2228 Quick Coupler④ L2237 Bale Spear L2130 Bucket Rod Indicator Kit TL1748 Cutting Edge①

① TL1748 for L2296 Bucket only.

④ L2228 Quick Coupler standard on L4600.

* Subject to availability.

All Grand L-40 Series Loaders include Mounting Kit, Grille Guard, and Bucket Level Indicator

Tractor Models	Loader Model	Bucket Types (widths)	Optional attachments Skid-steer style	Compatible Mid-Mount Mower	3 RD FUNCTION VAVLE
L3240 (-1/-2/-3) L3540 (-1/-2/-3)	LA514	Direct Pin 66" Square Back 66" Heavy Duty① Quick-Attach 66" Square Back 72" Light Material	L2216 Skid-steer style Quick-coupler Pallet Forks & Frame L2238 & K9048 (36") Bale Spear L2237	RC72-38 (72" Mid-Mount Mower) Requires: Mid-PTO Kit	Non-1 / -1 / -2 Models L2221 – ROPS L2222 – Cab -3 Models L2288 – ROPS L2289 -- Cab
L3240 (-1/-2/-3) L3540 (-1/-2/-3) L3940 (-1/-2/-3)	LA724	Direct Pin 72" Square Back 72" Heavy Duty① Quick-Attach 72" Square Back 72" Heavy Duty① 72" Light Material 72" 4-in-1 Bucket	L2226 Skid-steer style Quick-coupler Pallet Forks & Frame L2238 & K9048 (36") Bale Spear L2237	RC72-38 (72" Mid-Mount Mower) Requires: Mid-PTO Kit	For L3240(-1/-2) / L3540(-1/-2) L2221 – ROPS L2222 – Cab For L3240-3 / L3540-3 L2288 – ROPS L2289 -- Cab For L3940 (-1/-2) L2225 – ROPS L2227 – Cab For L3940-3 L2298 – ROPS L2299 -- Cab
L4240 (-1/-2/-3) L4740 (-1/-2/-3) L5040 (-1/-2/-3) L5240 (-1/-2/-3) L5740 (-1/-2/-3)	LA854	Direct Pin 72" Square Back 72" Heavy Duty① Quick-Attach 72" Square Back 72" Heavy Duty① 72" Light Material 72" 4-in-1 Bucket	L2226Skid-steer style Quick-coupler Pallet Forks & Frame L2238 & K9048 (36") or K9058 (42") Bale Spear L2237	N/A	Non-1 / -1 / -2 Models L2225 – ROPS L2227 – Cab -3 Models L2298 – ROPS L2299 -- Cab

① Heavy Duty Buckets are pre-drilled to accept optional bolt-on reversible cutting edges.

See Prior Model Section at the end of this section for Prior Model Matching Charts

L Series Loader Matching Charts

Charts for Quick Reference Only, Please refer to Wholegoods Numbers for proper applications
All Grand L-60 Series Loaders and Options

Tractor Models	Loader Model	Bucket Struck / Heaped Capacity	Optional Quick Attachments	Loader Options Kits	3 RD Function Valve
L3560	LA555 with Mechanical 2 Lever Quick Coupler and Grille Guard	L2256 – 66" Quick Attach Sq. Bucket - 8.1cu.ft / 9.9cu.ft L2236 – 72" Quick Attach Light Material Bucket – 12.7cu.ft / 16cu.ft	L2237 Quick Attach Bale Spear L2238 Quick Attach Pallet Fork Frame K9048 36" Pallet Fork Set	N/A	L2247
	LA805 with Mechanical 2 Lever Quick Coupler and Grille Guard	L2235A – 72" Quick Attach Sq. Bucket – 10.9cu.ft / 13.1cu.ft L2236 – 72" Quick Attach Light Material Bucket – 12.7cu.ft / 16cu.ft L2296 – 72" Quick Attach HD Bucket – 10.9cu.ft / 13.1cu.ft L2244 – 60" Quick Attach 4 in 1 Bucket – 8.9cu.ft / 11.0cu.ft L2245 – 72" Quick Attach 4 in 1 Bucket – 10.9cu.ft / 13.1cu.ft	L2237 Quick Attach Bale Spear L2238 Quick Attach Pallet Fork Frame K9048 36" Pallet Fork Set	L2261 Hydraulic Spill Guard L2270 Hydraulic 2-Lever Quick Coupler L2252 Single Lever Hose Quick Coupler (4 Hoses) L2262 Single Lever Hose Quick Coupler (8 Hoses) L2260 3 rd Function Hose Quick Coupler	L2265 – 3 rd Function Valve L2272 – 3 rd Function Valve with Hydraulic Lever Quick Coupler
L4060	LA805 with Mechanical 2 Lever Quick Coupler and Grille Guard	L2235A – 72" Quick Attach Sq. Bucket – 10.9cu.ft / 13.1cu.ft L2236 – 72" Quick Attach Light Material Bucket – 12.7cu.ft / 16cu.ft L2296 – 72" Quick Attach HD Bucket – 10.9cu.ft / 13.1cu.ft L2244 – 60" Quick Attach 4 in 1 Bucket – 8.9cu.ft / 11.0cu.ft L2245 – 72" Quick Attach 4 in 1 Bucket – 10.9cu.ft / 13.1cu.ft	L2237 Quick Attach Bale Spear L2238 Quick Attach Pallet Fork Frame K9048 36" Pallet Fork Set	L2261 Hydraulic Spill Guard L2270 Hydraulic 2-Lever Quick Coupler L2252 Single Lever Hose Quick Coupler (4 Hoses) L2262 Single Lever Hose Quick Coupler (8 Hoses) L2260 3 rd Function Hose Quick Coupler	L2265 – 3 rd Function Valve L2272 – 3 rd Function Valve with Hydraulic Lever Quick Coupler
L4760 L5060 L5460 L6060	LA1055 with Mechanical 2 Lever Quick Coupler and Grille Guard	L2235A – 72" Quick Attach Sq. Bucket – 10.9cu.ft / 13.1cu.ft L2236 – 72" Quick Attach Light Material Bucket – 12.7cu.ft / 16cu.ft L2296 – 72" Quick Attach HD Bucket – 10.9cu.ft / 13.1cu.ft L2245 – 72" Quick Attach 4 in 1 Bucket – 10.9cu.ft / 13.1cu.ft	L2237 Quick Attach Bale Spear L2238 Quick Attach Pallet Fork Frame K9048 36" Pallet Fork Set K9058 42" Pallet Fork Set	L2271 Hydraulic Spill Guard L2270 Hydraulic 2-Lever Quick Coupler L2252 Single Lever Hose Quick Coupler (4 Hoses) L2262 Single Lever Hose Quick Coupler (8 Hoses) L2260 3 rd Function Hose Quick Coupler	L2265 – 3 rd Function Valve L2272 – 3 rd Function Valve with Hydraulic Lever Quick Coupler

① Heavy Duty Buckets are pre-drilled to accept optional bolt-on reversible cutting edges.

Standard L-Series Front Loaders

ORDER CODE	DESCRIPTION	APPROX. SHIP WT.	SUGGESTED LIST PRICE
CURRENT L-SERIES FRONT LOADERS			
LA524FL	①② HEAVY DUTY FRONT LOADER Includes Mounting Kit, Valve, Grille Guard and 60" Bucket.	710	\$4,225.00
LA524	② HEAVY DUTY FRONT LOADER Includes Mounting Kit, Valve, Grille Guard Hydraulic Block and 2-Lever style coupler plate. Does not include bucket.	845	\$4,182.00
LA764	HEAVY DUTY FRONT LOADER Includes Mounting Kit, 2-Lever type Quick Coupler, Valve and Grille Guard. Bucket must be ordered separately	970	\$4,942.00
STANDARD L SERIES FRONT LOADER BUCKETS AND PALLET FORKS			
QA = Quick Attach, PO = Pin On Type			
L2256	66" Square Back QA LA463-1 / LA524	212	\$623.00
L2235A	72" Square Back QA LA703A / LA764	247	\$691.00
L2296	72" Round Back QA LA703A / LA764	400	\$1,071.00
L2236	72" Light Material QA LA703A / LA764	323	\$649.00
L2238	Pallet Fork Frame QA	165	\$677.00
K9048	36" Pallet Forks	176	\$407.00
L2237	Bale Spear	165	\$642.00
TL1748	Bottom Cutting Edge for L2240/L2245/L2273/ L2296 72" Buckets	65	\$227.00
L2242	60" Pin-on Bucket (Replacement for LA524)	200	\$510.00
L2228	2-Lever Quick Attach Coupler for LA764 Loader	116	\$452.00
L2216	2-Lever Quick Coupler (Replacement for LA524)	76	\$441.00
L2130	Bucket Rod Lever Indicator Kit for LA703(A), LA463FL, LA463-1, LA524FL, LA524, LA764	2	\$65.00

* Subject to availability.

FL = Full Loader, Cylinders and Hoses are pre-installed. FL packaged buckets are NOT returnable.

Requires subframe kit L4691 to be used with BL4690B Backhoe.

Standard L-Series Front Loaders

ORDER CODE	DESCRIPTION	APPROX. SHIP WT.	SUGGESTED LIST PRICE
L SERIES GRILLE GUARD			
L2251	Grille Guard (L2800/L3400/L3700SU/ L4400/L4400-1)	36	\$275.00
L2267	Foldable Grille Guard for L4600 (non-loader application)	61	\$326.00
MX8190	Grille Guard (L3200, L3800) for all loader and non-loader applications	50	\$275.00
REPLACEMENT STANDARD L-SERIES LOADERS			
LB552-1	* LIGHT DUTY FRONT LOADER Includes Mounting Kit, Hydraulic Block, Valve and 60" Bucket (L4300F/DT)	835	\$3,601.00
LA682-1	* FRONT LOADER Includes Mounting Kit and Grille Guard (L1766). Does not include Bucket or Joystick Control.	1000	\$3,491.00
LA852-2	* FRONT LOADER Includes Mounting Kit and Grille Guard Does not include Bucket or Joystick Control	1275	\$3,353.00
LA450A*	FRONT LOADER Includes Mounting Kit. Does not include Bucket, Joystick Control Valve or Grille Guard.	870	\$2,796.00
LA650A*	FRONT LOADER Includes Mounting Kit. Does not include Bucket, Joystick Control Valve or Grille Guard.	1070	\$3,308.00
LA1150A*	FRONT LOADER Includes Mounting Kit and Hydraulic Valve. Bucket not included with Loader.	1500	\$4,877.00
OPTIONAL WIDE LOADER PARKING STANDS			
75548-47551 ¹	(2 Required per Loader)	(Order from the Parts Department)	

¹ 75548-47551 Wider Parking Stands are used for Loader applications in combination with the RC72-29 and RC72-36

* Subject to availability.

Standard L-Series Replacement Loader Attachments

ORDER CODE	DESCRIPTION	APPROX. SHIP WT.	SUGGESTED LIST PRICE
MUST ORDER ONE (1) WITH LA450A AND LA650A LOADERS			
L2074	* Standard Joystick Control Valve Valve exactly same as previous loader models. Attaches to and dismounts with the loader.	40	\$663.00
L2073	* Remote Hydraulic Kit replaces L2053 and L2043	40	\$1,041.00
L1738	ATTACHMENT LEVEL INDICATOR for LA852 only.	15	\$62.00
CONTROL VALVES			
MUST ORDER ONE (1) WITH LA682 LOADERS			
L2205	* STANDARD JOYSTICK CONTROL VALVE with three (3) position bucket spool, incorporates automatic regenerative dump feature. Valve remains with the tractor. Standard in "FL" Package.	38	\$680.00
L2206	* REMOTE JOYSTICK CONTROL VALVE (Cab Model) with four (4) position bucket spool. Valve is mounted to mainframe of loader and can be used for other than loader work. The single lever control mounts to right-hand fender and operates valve via push-pull cables. Four (4) position bucket spool, regenerative feature is detented so that third position is standard mode, necessary for front mount attachments. Valve remains with tractor. L2206 or L2207 required for L2054B Quick Hitch.	42	\$1,022.00
L2207-1	* OPTIONAL JOYSTICK CONTROL VALVE with four (4) position bucket spool, regenerative feature is detented so that third position is standard mode, necessary for front mount attachments. Valve remains with the tractor. L2206 or L2207 required for L2054B Quick Hitch.	25	\$705.00

* Subject to availability.

Standard L-Series Replacement Loader Attachments

ORDER CODE		DESCRIPTION	APPROX. SHIP WT.	SUGGESTED LIST PRICE
MUST ORDER ONE (1) WITH LA852-2 LOADERS				
L2095-1	*	STANDARD JOYSTICK CONTROL VALVE Attaches to and dismounts with Loader, std. in "FL" Pkg. (3 Position Valve)	25	\$657.00
L2096-1	*	REMOTE JOYSTICK CONTROL VALVE (3) Position valve is mounted to main frame of loader. The single lever control mounts to right-hand fender and operates valve via push-pull cables. (Use for L4610HSTC Cab Model.)	25	\$952.00
QUICK COUPLERS				
BL1767	*	QUICK COUPLER for LA450S-1/-2, LA452S LB400(A), LB402, LA480, LA481, LA482, LA680, LA681, LA682 and LB552 Loaders	65	\$279.00
L1716	*	QUICK COUPLER for LA852-1 Loader	42	\$352.00
PALLET FORKS & FRAMES FOR LB552, LA682, LA852, and LA1150(A) LOADERS				
K9048		36" PALLET FORKS For LB400(A), LB402, LA450S-1/-2, LA452S, LA480, LA680, LA481, LA482, LA681, LA682, LA852, LB552 Two (2) pieces, One (1) set. Requires L2077A Frame, or LA852 Front Loader requires L2097 Frame.	176	\$407.00
K9058		42" PALLET FORKS For LA852 Front Loader. Two (2) pieces, One (1) set. Requires L2097 Frame.	196	\$476.00
L2077A	① 2 *	PALLET FORK FRAME For LB400(A), LB402, LA450S-1/-2, LA452S, LA480, LB552, LA680, LA481, LA482, LA681, and LA682 Front Loaders.	165	\$613.00
L2097	*	PALLET FORK FRAME (For LA852-1 Loader) Required for K9048 or K9058 Pallet Forks	165	\$687.00
M1048A		QUICK ATTACH PALLET FORK FRAME For LA950(A) and LA1150(A) Loaders Requires M1066 Quick-Coupler and K9058 Pallet Forks (42").	202	\$1,263.00

* Subject to availability.

① If used on any of the following Loaders; LB400, LA400, LA400S, LA450A, LA500, LA650 or LA650A; the loader will not be able to be removed because the removal arms have no place to mount to. The bucket will have to be installed in order to remove the loader.

② L2077A is compatible with BL1767 Quick Coupler. The previous L2077 is not compatible with BL1767 Quick Coupler.

Standard L-Series Replacement Loader Attachments

ORDER CODE		DESCRIPTION	APPROX. SHIP WT.	SUGGESTED LIST PRICE
QUICK-ATTACH COUPLER for LA950(A), LA1150(A), and LA703A Loaders				
M1066		QUICK ATTACH COUPLER Required on LA950(A) and LA1150(A) Loaders to accept Quick-Coupler Implements.	46	\$197.00
M1067	①	QUICK ATTACH BRACKET KIT FOR BUCKETS Required on all approved Loader Buckets that are used with M1066 Quick-Coupler on LA950(A) and LA1150(A) Loaders. M1067 kit is not compatible with L1770(A) H.D. Bucket.	37	\$164.00
BALE SPEAR				
LA950(A), LA1150(A) Loaders with Quick Coupler				
M1058A	*	BALE SPEAR For LA950(A) and LA1150(A) Includes Quick Coupler Bracket	195	\$647.00
L2237	*	BALE SPEAR For LA703A	165	\$642.00
BUCKET TINE KITS				
LA950(A), LA1150(A) Loader Buckets only				
M1057	*	TINE KIT For LA950(A) and LA1150(A)	90	\$272.00
BOLT-ON CUTTING EDGE				
L1773	*	Bolt-On Cutting Edge OPTIONAL Edge for L1770 (A) Bucket (Applicable for BF1100 Ser. #10167 and up)	70	\$205.00
L SERIES GRILLE GUARDS				
(Recommended with Front Loaders and for use in non-loader applications.)				
L1764	②	Grille Guard (GL's, L2900 - L4200)	51	\$258.00
L1766	③④⑤	Grille Guard (GL10's, L3010 - L4610)	51	\$264.00
L1794		Grille Guard (LA650A) (L4300, L2600, L3000)	48	\$278.00
L1704		Grille Guard (L4300 compatible with LB552)	48	\$269.00

① Not compatible with L1770(A) heavy duty round back buckets.

② Standard with "FL" Package.

③ Standard with LA481(FL), LA482(FL), LA681(FL), and LA682(FL) Loaders. Use for non-loader applications — requires Stay-Kit — L1765.

④ L1766 is different than the Grille Guard that is standard with LA852(FL) Loaders.

⑤ Requires Front Weight Bracket if tractor is not equipped with one. Order from Parts (1) 32420-44880 Bumper, (4) 01173-51435 Bolts, and (4) 04512-60140 Washers. See PIB-99-38.

*Subject to availability.

L-Series Loader Attachments

ORDER CODE	DESCRIPTION	APPROX. SHIP WT.	SUGGESTED LIST PRICE
REPLACEMENT L SERIES GRILLE GUARD MOUNTING KIT/ NOT EQUIPPED WITH LOADERS			
L1785	Grille Guard Mounting Kit For L2050 - L3250 and L2350 - L3650 Tractors	15	\$102.00
L1765	Grille Guard Stay Kit for L1766 Grille Guard For Grand L-Series Tractors (except L4610)	25	\$88.00
REPLACEMENT L SERIES FRONT LOADER BUCKETS AND PALLET FORKS			
L1701	60" Pin-on Bucket Replacement for LA463	212	\$474.00
L1746	60" Square Back Repl. LB400A, LB402	212	\$417.00
L1740A	60" Square Back LA450S, LA452S, LA480, LA481, LA482	212	\$474.00
L1780	66" Square Back LA481, LA482	308	\$594.00
L1741A	60" H.D. Round Back LA450A, LA452S, LA480, LA481, LA482	308	\$780.00
L1703	60" Square Back LB552	212	\$474.00
L1742A	60" Square Back LA650A, LA680, LA681, LA682, LB552	247	\$576.00
L1743A	60" H.D. Round Back LA650A, LA680, LA681, LA682, LB552	308	\$951.00
L1790	66" Square Back LA681, LA682 LB400, LB402, LA450S, LA452S, LA480,	308	\$660.00
L1750	70" Light Material LA481, LA482, LA680, LA681, LA682, LB552	212	\$646.00
L1769	72" Square Back LA852 -- LA852-1	400	\$677.00
L1779	72" H.D. Round Back LA852 -- LA852-1	400	\$1,106.00
L1774A	70" Square Back LA950A	404	\$627.00
L1770A	70" H.D. Round Back LA950A, LA1150A	583	\$1,122.00
L2264	72" Square Back PO LA703 / LA703A	247	\$667.00
TL1756	Bolt on Cutting Edge L2239/L2253/L2266 66" Buckets	65	\$210.00

Grand L-40 Series Loaders

ORDER CODE	DESCRIPTION	APPROX. SHIP WT.	SUGGESTED LIST PRICE
GRAND L-40 SERIES FRONT LOADERS			
LA514	Loader for L3240 & L3540 Includes Grille Guard, Mounting Kit, and Bucket Level Indicator. Does not include Bucket. Loader valve is standard equipment on all Grand L40 Tractors.	970	\$3,327.00
Bucket and Attachment Options for LA514 Loader (Must order to one to complete.)			
Direct Pin-on Buckets for LA514			
L2246	66" Square Back Bucket 8.1 cu. ft. Struck, 9.9 cu. ft. Heaped	212	\$623.00
L2266	66" Heavy Duty Round Back 8.1 cu. ft. Struck, 9.9 cu. ft. Heaped (Pre-Drilled for Opt. TL1756 Edge)	308	\$922.00
TL1756	Bolt-on Reversible Cutting Edge (66") for L2266	65	\$210.00
2-Lever Quick-Attach Options for LA514			
L2216	Quick-coupler for LA514	79	\$441.00
L2256	66" Square Back Bucket 8.1 cu. ft. Struck, 9.9 cu. ft. Heaped	212	\$623.00
L2236	72" Light Material Bucket 12.7 cu. ft. Struck, 16.0 cu. ft. Heaped	323	\$649.00
L2238	Pallet Fork Frame	165	\$677.00
K9048	36" Pallet Forks for LA514	176	\$407.00
L2237	Bale Spear	165	\$642.00
Third Function Valve for LA514			
L2221	Third Function Valve (for L3240/-1/-2 and L3540/-1/-2 ROPS Models) for Hydraulic Loader Implements	25	\$795.00
L2222	Third Function Valve (for L3240/-1 and L3540/-1 Cab Models) for Hydraulic Loader Implements	25	\$795.00
L2288	Third Function Valve (for L3240-3 and L3540-3 ROPS models) for Hydraulic Loader Implements	25	\$917.00
L2289	Third Function Valve (for L3240-3 and L3540-3 Cab models) for Hydraulic Loader Implements	25	\$917.00

Grand L-40 Series Loaders

ORDER CODE	DESCRIPTION	APPROX. SHIP WT.	SUGGESTED LIST PRICE
Loaders (continued)			
LA724	Loader for L3240, L3540, & L3940 Includes Mounting Kit, Grille Guard and Bucket Level Indicator. Does NOT include Bucket. Loader valve is standard equipment on all Grand L40 tractors.	970	\$3,992.00
LA854	Loader for L4240, L4740, L5040, L5240, L5740 Includes Mounting Kit, Grille Guard and Bucket Level Indicator. Does NOT include Bucket. Loader valve is standard equipment on all Grand L40 tractors.	970	\$4,208.00
Bucket and Attachment Options for LA724 & LA854 Loaders (Must order one to complete.)			
Direct Pin-on Buckets for LA724 and LA854			
L2276	72" Square Back Bucket 10.9 cu. ft. Struck, 13.1 cu. ft. Heaped	325	\$681.00
L2286	72" Heavy Duty Round Back 10.9 cu. ft. Struck, 13.1 cu. ft. Heaped (Pre-Drilled for Opt. TL1748 Edge)	308	\$1,058.00
TL1748	Bolt-on Reversible Cutting Edge (72") for L2286	65	\$227.00
2-Lever Style Quick-Attach Options for LA724 & LA854 Loaders			
L2226	Quick-coupler for LA724 & LA854	116	\$452.00
L2235A	72" Square Back Bucket 10.9 cu. ft. Struck, 13.1 cu. ft. Heaped	247	\$691.00
L2296	72" Heavy Duty Round Back 10.9 cu. ft. Struck, 13.1 cu. ft. Heaped (Pre-Drilled for Opt. TL1748 Edge)	400	\$1,071.00
TL1748	Bolt-on Reversible Cutting Edge (72") for L2296 and L2245	65	\$227.00
TL2143	Bolt-on Reversible Cutting Edge (60") for L2244	45	\$216.00
L2236	72" Light Material Bucket 12.7 cu. ft. Struck, 16.0 cu. ft. Heaped	323	\$649.00
L2244	60" 4-in-1 Bucket (LA724 only) Requires Third Function Valve	450	\$2,025.00
L2245	① 72" 4-in-1 Bucket (LA724 and LA854) Requires Third Function Valve	640	\$2,140.00
L2238	Pallet Fork Frame	165	\$677.00
K9048	36" Pallet Forks for LA514, LA724 & L854	176	\$407.00
K9058	42" Pallet Forks for LA854	196	\$476.00
L2237	Bale Spear	165	\$642.00

① L2245 Bucket compatible on L3940 with LA724 loader and on all LA854 Loaders.

Grand L-40 Series Loaders

ORDER CODE	DESCRIPTION	APPROX. SHIP WT.	SUGGESTED LIST PRICE
Loaders (Continued)			
Third Function Valve for LA724 & LA854 Loaders			
L2221	Third Function Valve (for L3240/-1/-2 and L3540/-1/-2 ROPS Models) for Hydraulic Loader Implements	25	\$795.00
L2222	Third Function Valve (for L3240/-1/-2 and L3540/-1/-2 Cab Models) for Hydraulic Loader Implements	25	\$795.00
L2225	Third Function Valve (for L3940/4240/4740/5040/5240/5740 -1/-2ROPS models) for Hydraulic Loader Implements	25	\$835.00
L2227	Third Function Valve (for L3940/4240/4740/5040/5240/5740 -1/-2 Cab models) for Hydraulic Loader Implements	25	\$835.00
L2288	Third Function Valve (for L3240-3 and L3540-3 ROPS Models) for Hydraulic Loader Implements	25	\$917.00
L2289	Third Function Valve (for L3240-3 and L3540-3 Cab Models) for Hydraulic Loader Implements	25	\$917.00
L2298	Third Function Valve (for L3940/4240/4740/5040/5240/5740 -3 ROPS models) for Hydraulic Loader Implements	25	\$917.00
L2299	Third Function Valve (for L3940/4240/4740/5040/5240/5740 -3 Cab models) for Hydraulic Loader Implements	25	\$917.00

Grand L-60 Series Loaders

ORDER CODE	DESCRIPTION	APPROX. SHIP WT.	SUGGESTED LIST PRICE
GRAND L-60 SERIES FRONT LOADERS			
LA555	Loader for L3560DT / GST / HST Includes Grille Guard, Mounting Kit, Mechanical 2 Lever Quick Coupler, and Bucket Level Indicator. Does not include Bucket. Loader valve is standard equipment on all Grand L60 Tractors.	970	\$3,753.00
Bucket and Attachment Options for LA555 Loader (Must order to one to complete.)			
Mechanical 2-Lever Quick-Attach Options for LA555			
TL1756	Bolt-on Reversible Cutting Edge (66") for L2256	65	\$210.00
L2256	66" Square Back Bucket 8.1 cu. ft. Struck, 9.9 cu. ft. Heaped	212	\$623.00
L2236	72" Light Material Bucket 12.7 cu. ft. Struck, 16.0 cu. ft. Heaped	323	\$649.00
L2238	Pallet Fork Frame	165	\$677.00
K9048	36" Pallet Forks	176	\$407.00
L2237	Bale Spear	165	\$642.00
Third Function Valve for LA555			
L2247	Third Function Valve - for L3560 models for Hydraulic Loader Implements	25	\$899.00

Grand L-60 Series Loaders

ORDER CODE	DESCRIPTION	APPROX. SHIP WT.	SUGGESTED LIST PRICE
GRAND L-60 SERIES FRONT LOADERS(continued)			
LA805	Loader for L3560, L4060 Includes Grille Guard, Mounting Kit, Mechanical 2 Lever Quick Coupler, and Bucket Level Indicator. Does not include Bucket. Loader valve is standard equipment on all Grand L60 Tractors.	970	\$4,486.00
LA1055	Loader for L4760, L5060, L5460, L6060 Includes Grille Guard, Mounting Kit, Mechanical 2 Lever Quick Coupler, and Bucket Level Indicator. Does not include Bucket. Loader valve is standard equipment on all Grand L60 Tractors.	970	\$4,898.00
Bucket and Attachment Options for LA805 & LA1055 Loaders (Must order one to complete.)			
2-Lever Style Quick-Coupler Options for LA805 & LA1055 Loaders			
L2235A	72" Square Back Bucket 10.9 cu. ft. Struck, 13.1 cu. ft. Heaped	247	\$691.00
L2236	72" Light Material Bucket 12.7 cu. ft. Struck, 16.0 cu. ft. Heaped	323	\$649.00
L2296	72" Heavy Duty Round Back 10.9 cu. ft. Struck, 13.1 cu. ft. Heaped (Pre-Drilled for Opt. TL1748 Edge)	400	\$1,071.00
TL1748	Bolt-on Reversible Cutting Edge (72") for L2296	65	\$227.00
L2244	① 60" 4-in-1 Bucket (LA805 only) Requires Third Function Valve	450	\$2,025.00
L2245	① 72" 4-in-1 Bucket (LA805 and LA1055) Requires Third Function Valve	640	\$2,140.00
L2238	Pallet Fork Frame	165	\$677.00
K9048	36" Pallet Forks for LA805 & LA1055	176	\$407.00
K9058	42" Pallet Forks for LA1055 only	196	\$476.00
L2237	Bale Spear	165	\$642.00

① Requires 3rd Function Valve

Grand L-60 Series Loaders

ORDER CODE	DESCRIPTION	APPROX. SHIP WT.	SUGGESTED LIST PRICE
Loaders (Continued)			
Hydraulic 2-Lever Quick Coupler for LA805 & LA1055			
L2270	Hydraulic 2-Lever Quick Coupler		\$1,499.00
Third Function Valve for LA805 & LA1055 Loaders			
L2265	Third Function Valve for Hydraulic Loader Implements	25	\$899.00
L2272	3rd Function Valve & Hydraulic 2-Lever Quick Coupler		\$2,398.00
Hydraulic Spill Guard for LA805 Loader			
L2261	Hydraulic Spill Guard		\$599.00
Hydraulic Spill Guard for LA1055 Loader			
L2271	Hydraulic Spill Guard		\$599.00
Loader Hose Quick Coupler for LA805 & LA1055			
L2260	3rd Function Hose Quick Coupler		\$596.00
L2252	Single Lever Hose Quick Coupler (4 Hoses)		\$696.00
L2262	Single Lever Hose Quick Coupler (8 Hoses)		\$896.00

L Series Backhoe Matching Chart

BACKHOE APPLICATION CHART

To be used for quick reference only, check Whole Good numbers for proper applications

BH76	TRACTOR MODELS	MOUNT KIT	SUB-FRAME KIT	BUCKETS	ROPS
STANDARD L	L2800, L3400, L3700SU	Included in Subframe	BH4976A	10" - BT1950A 12" - BT1951A 16" - BT1952A 24" - BT1953A	All ROPS are Acceptable
	L3200, L3800		BH4988		
GL40 ROPS (NON-1, -1, -2)	L3240, L3540 (Non-1, -1, -2)	Included in Subframe	BH4996A		
	L3240, L3540 (-3)	Included in Subframe	BH4986		

BH77	TRACTOR MODELS	MOUNT KIT	SUB-FRAME KIT	BUCKETS	ROPS
STANDARD L	L2800, L3400, L3700SU	Included	BH4976A	10" - BT1950A 12" - BT1951A 16" - BT1952A 24" - BT1953A	All ROPS are Acceptable
STANDARD L	L3200, L3800	Included	BH4988		
GL40-1/2 (ROPS)	L3240, L3540	Included	BH4996A		
GL40-3 (ROPS)	L3240, L3540	Included	BH4986		
GL60 ROPS	L3560	Included	BH4985		

BH90	TRACTOR MODELS	MOUNT KIT	SUB-FRAME KIT	BUCKETS	ROPS
STANDARD L	L4400DT-1, L4400 HST-1	N/A	N/A	N/A	SFL-F440A
GL40 ROPS (NON-1, -1, -2, -3)	L3240, L3540	BH4997(A)	Included in BH90	12" - BT2901	SFL-F354(A)
	L3940, L4240	BH4998(A)	Included in BH90	16" - BT2902	SFL-F424(A)
	L4740	BH4998(A)	Included in BH90	18" - BT2903	SFL-F474(A)
	L5040, L5240, L5740	BH4998(A)	Included in BH90	24" - BT2904 30" - BT2905 36" - BT2905	SFL-F574(A)

BH90A	TRACTOR MODELS	MOUNT KIT	SUB-FRAME KIT	BUCKETS	ROPS
STANDARD L	L4400DT-1, L4400 HST-1	BH4979	Included in BH4979	12" - BT2901	SFL-F440A
GL40 ROPS (NON-1, -1, -2, -3)	L3240, L3540	BH4997(A)Ⓞ	BH4977	16" - BT2902	SFL-F354(A)
	L3940, L4240	BH4998(A)Ⓞ		18" - BT2903	SFL-F424(A)
	L4740	BH4998(A)Ⓞ		24" - BT2904	SFL-F474(A)
	L5040, L5240, L5740	BH4998(A)Ⓞ		30" - BT2905 36" - BT2906	SFL-F574(A)

BH92	TRACTOR MODELS	MOUNT KIT	SUB-FRAME KIT	BUCKETS
STANDARD L	L4600	Included	BH4946	PIN ON BUCKETS 12" - BT3001 16" - BT3002A 18" - BT3003A 24" - BT3004 30" - BT3005A 36" - BT3006
	L4400F-1, L4400DT-1, L4400 HST-1	Included	BH4979	
GL40 ROPS	L3240, L3540	BH4941	BH4945	
	L3940, L4240, L4740 L5040, L5240, L5740	BH4943		
GL40-1 CAB	L3240, L3540, L3940, L4240, L4740, L5240, L5740	N/A	N/A	
GL40-3 CAB	L3240, L3540,	BH4942	BH4945	
	L3940, L4240, L4740, L5240, L5740	BH4944		
GL60 ROPS	L3560 (LA805 Only)	BH4987	BH4999	
GL60 ROPS	L4060, L4760	BH4989		
	L5060, L5460, L6060			
GL60 CAB	L3560 (LA805 Only)	BH4983		
GL60 CAB	L4060, L4760	BH4982		
	L5460, L6060			

QUICK
COUPLER
BUCKETS
12" - BT4552
16" - BT4553
18" - BT4554
24" - BT4555
36" - BT4557

Ⓞ Kubota has developed hardware kit 7K505-95300 to make the BH4997/4998 Mounting Kits compatible with the BH90A/92 on GL40-3 tractors.

See Prior Model Section at the end of this section for Prior Model Matching Charts

L Series Backhoes

ORDER CODE	DESCRIPTION	APPROX. SHIP WT.	SUGGESTED LIST PRICE
NOTE: When backhoe is installed tractor must be equipped with a loader			
BH77 ①②③⑧	4-Pt. mounted quick-attach, easy-on easy-off, no tools design. Requires integral subframe kit/mounting kit. Backhoe seat is part of subframe for L2800/DT/HST(-1), L3400/DT/HST(1), L3700SU, L3200F/DT/HST, L3800F/DT/HST, L3240(-1/-2/-3), and L3540(-1/-2/-3) L3560DT, L3560GST, L3560HST Model Tractors.	1085	\$6,844.00
BH77 MOUNTING KITS and SUBFRAME KITS			
BH4976	* Subframe required for BH75(A) with LA463.	200	\$485.00
BH4996	* Subframe required for BH75A with LA514/LA724	292	\$812.00
BH4976A	* Subframe required for BH76 / BH77 to mount on L2800/DT/HST(-1), L3400/DT/HST(-1) and L3700SU. Includes regular fixed seat.	200	\$754.00
BH4996A	④ Subframe required for BH77 to mount on L3240(-1)(-2) and L3540(-1)(-2). Includes regular fixed seat. Mounting Kit included.	292	\$1,071.00
BH4986	⑤ Subframe required for BH77 to mount on L3240-3, L3540-3. Includes seat. Mounting Kit Included.	292	\$1,071.00
BH4988	⑥ Subframe required for BH77 to mount on L3200, L3800. Includes seat. Mounting Kit included.	200	\$754.00
BH4985	⑧ Mounting Kit required for BH77 to mount on L3560DT, L3560GST, L3560HST.		\$1,240.00
BH76/BH77 SEATS			
BH7681	Seat kit for BH76 Backhoe when mounted with the following BH75A Subframes: BH4974, BH4975A, BH4976, and BH4996	50	\$260.00
BH77 BACKHOE BUCKETS & THUMBS			
BT1950A	10" Bucket — 3 Teeth	69	\$415.00
BT1951A	12" Bucket — 3 Teeth	69	\$491.00
BT1952A	16" Bucket — 4 Teeth	84	\$648.00
BT1953A	24" Bucket — 5 Teeth	118	\$847.00
BH1976	6 Position Mechanical Thumb for BH76/77	52	\$475.00
L9467	Rubber stabilizer flip pads (Set) for BH75(A), BH76, BH77 Two required per owner's manual	16	\$79.00

These Backhoes are not compatible with Top-N-Tilt Kits.

Not compatible with Grand L Cab Models.

Not compatible with Mid-mount **Mower RC72-38**.

Requires BH4996(A) Subframe for LA514 and LA724 Loaders (L3240, L3540).

Requires BH4986 Subframe for LA514/724 Loader (L3240-3 and L3540-3).

Requires BH4988 Subframe for LA524 on L3200 and L3800

* Not compatible with L3560HSTC, this Models requires a BH92 w/ LA805 Loader

L Series Backhoes

ORDER CODE	DESCRIPTION	APPROX. SHIP WT.	SUGGESTED LIST PRICE
BH92 ②⑤⑥⑦⑧⑨⑩ⒶⒷⒸ	Easy-on, Easy-off, No Tools Design Performance matched, requires applicable Mounting Kit and Subframe Kit, works with the tractor supplied hydraulics. -see below (L4400-1, L4600, GL40 ROPS, GL40-3 Cab, GL-30 ROPS.) (All L3560, L4060, L4760, L5060, L5460, L6060 Models require applicable Mounting Kit and BH4999 Subframe Kit.)	1800	\$7,659.00
BH90A ①②⑦	* Easy-on, Easy-off, No Tools Design Performance matched, requires Sub-frame/Mounting Kit, works with the tractor supplied hydraulics. (L4400DT-1/HST-1, GL30/40 Tractors)	1800	\$7,608.00
Mounting and Subframe Kits BH90(A)			
BH4990*	⑤ Mounting Kit for L3130 and L3430 Tractors with BH90(A) Backhoe. Requires LA723 Loader.	46	\$293.00
BH4991*	⑤ Mounting Kit for L3830, L4330, L4630, and L5030 Tractors with BH90(A) Backhoe. Requires LA723 or LA853 Loader.	67	\$293.00
BH4997A*	⑤ Mounting Kit required for BH90(A) with LA514 / LA724 (L3240/L3540)	50	\$338.00
BH4998A*	⑤ Mounting Kit required for BH90(A) with LA724 / LA854 (L3940/4240/4740/5040/5240/5740)	88	\$372.00
BH4977	⑤ Subframe required for BH90A only to mount on GL30 and GL40 ROPS tractors.	354	\$768.00
BH4979	Subframe and Mounting Kit required for BH90A to mount on L4400-1.	383	\$1,139.00
Subframe and included Mounting Kits for BH92 - L4600/L4400			
BH4946	Subframe including Mounting Kit required for BH92 to mount on L4600F/DT/HST.	383	\$1,139.00
BH4979	⑦ Subframe including Mounting kit required for BH92 to mount on L4400DT-1/ L4400HST-1	383	\$1,139.00
<p>* Subject to availability.</p> <p>① Not compatible with Grand L-30/40 Series Cab tractors.</p> <p>② Not compatible with Top-N-Tilt Link Kits.</p> <p>③ L3130 & L3430 require LA723 Loader. LA513 Loader is not compatible with BH90 Backhoe.</p> <p>④ Tractor Requirements: Tractors with the Serial Numbers below (Serial Number list provided by model of tractor) will require a ROPS Frame Kit to update the tractor to be able to accept the backhoe subframe kit. The ROPS frame kit will be provided at No Charge. Please order the correct ROPS frame kit for the tractors specified.</p> <p>BH4992 -- L3130F (Serial #10005 and below) L3130DT/GST/HST (Serial #30115 and below) L3430DT/GST/HST (Serial #30017 and below)</p> <p>BH4993 -- L3830F (Serial #10002 and below) L3830DT/GST/HST (Serial #30016 and below) L4330DT/GST/HST (Serial #30035 and below) L4630DT/GST/HST (Serial #30028 and below)</p> <p>BH4994 -- L5030GST/HST (Serial #30020 and below)</p> <p>⑤ BH90/BH92 Mounting Kits do not interfere with 3 point hitch operation. 3-Point linkage must be removed for Backhoe operation. Not compatible with mid-mount mower RC72-38.</p> <p>⑥ L3240/L3540 Requires LA514/LA724 Loader and BH4997A Mounting Kit and applicable Subframe Kit. L3940/L4240/L4740/L5040/L5240/L5740 Require LA724/LA854 Loader & BH4998A Mounting Kit and applicable Subframe Kit.</p> <p>⑦ Not compatible with L4400, must have L4400-1 with LA703(A) Loader.</p> <p>⑧ Not compatible with GL30 Cab models, GL40, GL40-1 Cab tractors</p> <p>Ⓐ L3560HSTC Requires a LA805 Loader and BH4983 Mounting Kit plus BH4999 Subframe Kit. L3560DT/GST/HST requires BH4987 Mounting Kit plus BH4999 Subframe Kit.</p> <p>Ⓑ L4060, L4760, L5060, L5460, L6060 Require a LA805/LA1055 Loader and BH4989 Mounting Kit plus BH4999 Subframe Kit.</p> <p>Ⓒ L4060HSTC/L4760HSTC/L5460HSTC/L6060HSTC Require LA805/LA1055 Loader and BH4982 Mounting Kit and BH4999 Subframe Kit.</p>			

Prices and specifications subject to change without notice. F.O.B. KTC designated shipping point.
Complete revision March 1, 2013.

L Series Backhoes

ORDER CODE		DESCRIPTION	APPROX. SHIP WT.	SUGGESTED LIST PRICE
<u>Subframe Mounting Kits for BH92 on</u>				
GL30 Rops				
BH4990	⑤	Mounting kit for L3130/L3430 ROPS Models with LA723 loader.	46	\$293.00
BH4991	⑤	Mounting kit for L3830/L4330/L4630/L5030 ROPS Models with BH92 backhoe. Requires LA723/853 loader. Requires LA723 or LA853 Loader.	67	\$293.00
Grand L40 ROPS and Grand L40-3 Cab				
BH4997A	⑤⑥	Mounting kit for L3240/L3540 ROPS Models with LA514 / LA724	50	\$338.00
BH4998A	⑤⑥	Mounting kit L3940/4240/4740/5040/5240/5740 ROPS Models with LA724 / LA 854.	88	\$372.00
BH4941	⑤⑥	Mounting kit for L3240/L3540 (-1/-2/-3) ROPS Models with BH92 backhoe. Requires LA724/LA514 loader.		
BH4942	⑤⑦	Mounting kit for L3240-3/L3540-3 Cab Models with LA724/LA514 loader.	50	\$542.00
BH4943	⑤⑧	Mounting kit for L3940/L4240/L4740/L5040/L5240/L5740 (-1/-2/-3) ROPS Models with BH92 backhoe Requires LA724/LA854 loader		
BH4944	⑤	Mounting kit for L3940/L4240/L4740/L5040/L5240/L5740 (-3) CAB Models Requires LA724/LA854 loader.	228	\$576.00
BH4945		Subframe Kit required to mount BH92 L3240/3540/L3940/L4240/ L4740/L5040/L5240/L5740 ROPS and (-3) CAB models with LA724 / LA854	383	\$768.00
<u>Subframe and Mounting Kits for BH92 on Grand L 60 Series</u>				
BH4987	⑨	Mounting Kit required for L3560DT/GST/HST Models. requires LA805 Loader		\$331.00
BH4989	Ⓑ	Mounting Kit required for L4060DT/GST/HST, L4760GST/HST, L5060GST, L5460HST, L6060HST. requires LA805/LA1055 Loader		\$364.00
BH4983	Ⓐ	Mounting Kit required for L3560HSTC Requires LA805 Loader		\$531.00
BH4982	Ⓒ	Mounting Kit required for L4060HSTC, L4760HSTC, L5460HSTC, L6060HSTC requires LA805/LA1055 Loader.		\$564.00
BH4999		Subframe kit required for BH92 Backhoe on all Grand L 60 Models.		\$942.00
⑤ BH92 Mounting Kits do not interfere with 3 point hitch operation. 3-Point linkage must be removed for Backhoe operation. Not compatible with mid-mount mower RC72-38. ⑥ L3240/L3540 ROPS Requires LA514/LA724 Loader and BH4941 Mounting Kit and BH4945 Subframe Kit. ⑦ Not compatible with L4400, must have L4400-1 with LA703(A) Loader. ⑧ L3940/L4240/L4740/L5040/L5240/L5740 ROPS Require LA724/LA854 Loader & BH4943 Mounting Kit & BH4945 Subframe Kit. ⑨ L3560DT/GST/HST Requires LA805 Loader and BH4987 Mounting Kit plus BH4999 Subframe kit Ⓐ L3560HSTC Requires a LA805 Loader and BH4983 Mounting Kit plus BH4999 Subframe Kit. Ⓑ L4060, L4760, L5060, L5460, L6060 Require a LA805 or LA1055 Loader and BH4989 Mounting Kit plus BH4999 Subframe Kit. Ⓒ L4060HSTC/L4760HSTC/L5460HSTC/L6060HSTC Require LA805/LA1055 Loader and BH4982 Mounting Kit and BH4999 Subframe Kit.				

L Series Backhoes

ORDER CODE	DESCRIPTION	APPROX. SHIP WT.	SUGGESTED LIST PRICE
BH92 Backhoe "PIN ON" Buckets			
BT3001	12" Bucket	117	\$656.00
BT3002A	16" Bucket	140	\$744.00
BT3003A	18" Bucket	151	\$794.00
BT3004	24" Bucket	172	\$923.00
BT3005A	30" Bucket	205	\$1,065.00
BT3006	36" Bucket	226	\$1,191.00
BH92 Backhoe "Quick Coupler & Quick Coupler" Buckets			
BT4550	BH92 Quick Coupler	19	\$660.00
BT4552	12" Bucket	69	\$797.00
BT4553	16" Bucket	69	\$841.00
BT4554	18" Bucket	151	\$885.00
BT4555	24" Bucket	140	\$1,045.00
BT4557	36" Bucket	140	\$1,331.00
BH92 Thumb Options & Flip Pads			
BH4948	Hydraulic Valve Kit	55	\$880.00
BT4598	Hydraulic Thumb, requires BH4948 Valve kit	56	\$2,033.00
BH4949	6 Position Mechanical Thumb	56	\$893.00
L9467	Flip Pads, Street Shoes. Two Required per order.	16	\$79.00
BH90A Backhoe Buckets			
BT2901	12" Bucket	117	\$655.00
BT2902	16" Bucket	140	\$729.00
BT2903	18" Bucket	151	\$777.00
BT2904	24" Bucket	172	\$923.00
BT2905	30" Bucket	205	\$1,044.00
BT2906	36" Bucket	226	\$1,191.00
Flip Pads			
L9467	Rubber Flip Pad BH90(A)/BH92 (Two required per order.)	16	\$79.00

L Series Mowers

Tractor Models	Mower
Current Models	
L3240 L3540 L3940	RC72-38® Requires Mid-PTO. Not compatible with ALR8869A Tires (Compatible with ALR8869A Tires on L3940)

ORDER CODE		DESCRIPTION	APPROX. SHIP WT.	SUGGESTED LIST PRICE
MID-MOUNT MOWERS				
Current Models				
RC72-38	*	72" CUTTING WIDTH Uses tractor mid-PTO, (mid-PTO required) RH discharge / 3-Blade Finishing Mower / 1.5" to 4.5" cutting height / 3 Anti-Scalp Rollers. Parallel linkage design for easy mounting.	476	\$3,592.00
②③④⑤				
Non-current Models				
RC72-29A	*①②	72" CUTTING WIDTH Uses tractor mid-PTO, RH discharge / 3-Blade Finishing Mower / 1.5" to 4.5" cutting height / 3 Anti-Scalp Rollers.	563	\$3,174.00
RC72-36A	*①	72" CUTTING WIDTH Uses tractor mid-PTO, RH discharge / 3-Blade Finishing Mower / 1.5" to 4.5" cutting height / 3 Anti-Scalp Rollers.	476	\$3,067.00
RC60-25	*	60" CUTTING WIDTH Requires L8384 or L8385 Mid PTO Kit. 60" cutting width / RH discharge / 3-Blade Finishing Mower / 1.5" to 4.0" cutting height range / 3 Anti-Scalp Rollers.	416	\$2,134.00
RC72-25	*	72" CUTTING WIDTH Requires L8384 or L8385 Mid PTO Kit. RH discharge / 3-Blade Finishing Mower / 1.5" to 4.5" cutting height / 3 Anti-Scalp Rollers.	603	\$3,164.00
Mounting Kit for L3940 Models				
L8367	*	RC72-38 Mid Mount Mower Mounting Kit	20	\$175.00

* Subject to availability.

① Installing this mower requires you to replace the return pipe on specific model tractors:

L3010HST: 70001-73332

L3410HST: 70002-70652

L3710HST: 70002-71468

L3710HSTC: 70002-71468

Please order part number TA250-56462. Please refer to SB00-10.

② Not compatible with R4 industrial tires. (Exception: Compatible with R4 tires only on L3940.)

③ Not compatible with Backhoes.

④ Requires L8367 Mounting Kit for L3940 Models.

⑤ Not compatible with L2180-1 Front Hitch Sub Frame.

L Series Rotary Tiller Matching Chart

Charts for Quick Reference Only, Please refer to Wholegoods Numbers for proper applications

<i>CURRENT Model Tractors</i>	Rotary Tiller Models
L2800 L3400 L3700SU L3200 L3800	FL1021C or FL1021RC (40") FL1271C or FL1271RC (50") FL1521C (60")
L4400 L4600	FL1521C (60")
L3240 L3540 L3940 L4240 L4740 L6040 L5240 L5740	FL1521C (60")
Grand L60	TBA

L Series Rotary Tillers

L SERIES

NOTE: 3 POINT HITCH MOUNTED IMPLEMENTS REQUIRE FRONT COUNTER WEIGHT
IN THE FORM OF FRONT MOUNTED IMPLEMENTS OR FRONT BUMPER WEIGHTS.

ORDER CODE		DESCRIPTION	APPROX. SHIP WT.	SUGGESTED LIST PRICE
* * * L SERIES ROTARY TILLERS * * *				
FL1021C	*	40" CUTTING WIDTH Offset or Center Mounted/Skid Shoe Depth Control/ 17.3" dia. Rotor.	466	\$2,719.00
FL1021RC	*	40" CUTTING WIDTH Reverse Cutting Rotation/Offset or Center Mounting/ Skid Shoe Depth Control/17.3" diameter Rotor.	500	\$2,861.00
FL1271C	*	50" CUTTING WIDTH Offset or Center Mounted/Skid Shoe Depth Control/ 17.3" diameter Rotor.	493	\$3,005.00
FL1271RC		50" CUTTING WIDTH Reverse Cutting Rotation/Offset or Center Mounting/ Skid Shoe Depth Control/17.3" diameter Rotor.	493	\$3,025.00
FL1521C	*	60" CUTTING WIDTH Offset or Center Mounted/Friction Slip Clutch Skid Shoe Depth Control.	625	\$3,727.00

L Series Front Blades

ORDER CODE	DESCRIPTION	APPROX. SHIP WT.	SUGGESTED LIST PRICE
FRONT BLADES (GRAND L-10, L-30, L-40)			
L2172A	72" Front Blade Hydraulic Lift & Angle. Includes Skid Shoes and single Piece moldboard design. NOTE: Grand L-30 Series requires Quick-Hitch and Control Valve. Grand L-40 Series requires Quick-Hitch only.	485	\$2,186.00
L2184	84" Front Blade Hydraulic Lift & Angle. Includes Skid Shoes and single Piece moldboard design. NOTE: Grand L-30 Series requires Quick-Hitch and Control Valve. Grand L-40 Series requires Quick-Hitch only.	570	\$2,620.00
These blades can be used on Grand L-60 Series with an Adaptor Kit: see Grand L-60 Series Blade section below - TBA			
Required for Grand L-40 / L-30 Series Front Blades			
L2180-1	④⑤⑥ Quick-hitch for Grand L30 and L40 Series	535	\$1,682.00
The Grand L-60 Series Quick Hitches can be used on Grand L-40 Series - See Grand L-60 Series section below - TBA			
L2213A	Joystick Control Valve - Grand L30 Series (4-position ROPS) With Loader installed	38	\$705.00
L2223A	Joystick Control Valve - Grand L30 Series (4-position CAB) without Loader Requires: L2187 Valve Mounting Kit	42	\$1,022.00
L2187	Valve Mounting Kit (without Loader) Grand L30 Series for L2223A Valve	17	\$80.00
Requires Both Subframe and Joystick For L2172A			
L2054B	①② Quick Hitch	335	\$1,257.00
L2206	* Joystick/Hyd. Valve Kit (All Grand L (Ten) Series). Two Spool Valve with Float. Compatible with Loader. ((4) Position Cab)	42	\$1,022.00
L2207-1	③ Joystick/Hyd. Valve Kit (All Grand L (Ten) Series). Two Spool Valve with Float. Compatible with Loader ((4) Position)	25	\$705.00
L2071	② BRACKET/BRACE SUPPORT KIT for Loader compatibility.	25	\$109.00
B2776	72" Rubber Cutting Edge for L2172A Blade	60	\$243.00

- ① The L2054B Quick Hitch is compatible with the LA482(FL) or LA682(FL) Loaders.
- ② L2071 Bracket/Brace Kit replaces single piece Front Loader bracket on LA481/LA681 to provide Loader compatibility.
- ③ Loader must also be installed.
- ④ Prior model, L2180, requires L2188 Upgrade Support Frame Kit.
- ⑤ L2180-1 Quick Hitch not compatible with RC72-38 Mid-mount Mower.
- ⑥ L2180-1 Quick Hitch not compatible with L2224 and L2233A Grille Guard unless lower cross member is removed.

L Series Front Blades

ORDER CODE	DESCRIPTION	APPROX. SHIP WT.	SUGGESTED LIST PRICE
FRONT BLADES GRAND L-60 SERIES			
L4466	60" Front Blade - Hyd. Lift and Angle (equipped to work on L4455 Manual 4 Point Quick Hitch.) Requires L4455 or L4554 Quick Hitch. To install on Fully Auto Quick Hitch (L4554) - Blade Upgrade Kit (L4482) is required.	TBA	TBA
L4476	72" Front Blade - Hyd. Lift and Angle (equipped to work on L4455 Manual 4 Point Quick Hitch.) Requires L4455 or L4554 Quick Hitch. To install on Fully Auto Quick Hitch (L4554) - Blade Upgrade Kit (L4482) is required.	TBA	TBA
L4486	84" Front Blade - Hyd. Lift and Angle (equipped to work on L4455 Manual 4 Point Quick Hitch.) Requires L4455 or L4554 Quick Hitch. To install on Fully Auto Quick Hitch (L4554) - Blade Upgrade Kit (L4482) is required.	TBA	TBA
L4446	Blade Adapter Kit to convert (L2712A or L2184) Blade for use on Manual 4 Point Hitch (L4455). For use on Fully Auto Hitch (L4554) will also require Blade Upgrade Kit (L4482) is required	TBA	TBA
L2172A	72" Front Blade - Hyd. Lift and Angel (needs Blade Adapter Kit (L4446) to work on L4455 or L4554 Quick Hitch. To install on Fully Auto Quick Hitch (L4554) Blade Upgrade Kit (L4482) is required	485	\$2,186.00
L2184	84" Front Blade - Hyd. Lift and Angel (needs Blade Adapter Kit (L4446) to work on L4455 or L4554 Quick Hitch. To install on Fully Auto Quick Hitch (L4554) Blade Upgrade Kit (L4482) is required	570	\$2,620.00
L4446	Blade Adapter Kit - to convert L2172A or L2184 Blades for use on L4455 or L4554 Quick Hitch - L4554 Auto Hitch will also require a L4482		
Required for Grand L-60 Series Blades			
L4455	Manual 4 Point Quick Hitch (does not include driveline)	TBA	TBA
L4554	Fully Auto 4 Point Quick Hitch - Equipped with Auto Module (does not include driveline)	TBA	TBA
Options for Grand L-60 Series Front Blade and Hitch			
L4482	Blade Upgrade Kit - Auto Module Required to upgrade blade to work on Fully Auto 4 Point Quick Hitch (L4554)	TBA	TBA
L4472	Auto Module Kit - Required when upgrading a Manual Hitch (L4455) to an Fully Auto 4 Point Quick Hitch	TBA	TBA
L2777	84" Front Blade Rubber Cutting Edge (includes mounting and hardware)	TBA	TBA
Options for Grand L-40 Series			
L4473	⑦ Grand L-40 Mount Kit for use of L4554 or L4455 Quick Hitch on Grand L-40 Series. (Includes shims to mount hitch L4554 or L4455 4 Point Quick Hitch on tractor)	TBA	TBA

L Series Snowblower Matching Chart

Charts for Quick Reference Only, Please refer to Wholegoods Numbers for proper applications

	Current Tractor Model	Order Code - Description	Mounting Kit Requirements	Chute Rotator	OPTIONAL
FRONT SNOWBLOWERS	L3240, L3540, L3940 Requires: Tractor Mid-PTO Installation	L2194A ① 62" Front Snowblower (Includes Blower and Chute Rotator) ① Requires L8338 for Mid PTO installation in L4240DT/GST/HST, L4740GST/HST, L5040GST, L5240HST, and L5740HST **Can be used on GL-60 see Grand L-60 Series Section**TBA	L2180-1 Quick Hitch L2182 Driveline Kit (L3240, L3540, L3130, L3430, L3830) L2186 Driveline Kit (L3940)	Hydraulic Chute Rotator	L2179 Electric Chute Deflector L2177 Side Extension Kit (adds 5" overall cut) BL2666A Hydraulic Chute Deflector Kit
	L4240, L4740, L5040, L5240, L5740 Requires: Tractor Mid-PTO Installation	L2195A ① 72" Front Snowblower (Includes Blower and Chute Rotator) ① Requires L8338 for Mid PTO installation in L4240DT/GST/HST, L4740GST/HST, L5040GST, L5240HST, and L5740HST **Can be used on GL-60 see Grand L-60 Series Section**TBA	L2180-1 Quick Hitch L2186 Driveline Kit (L4240, L4740, L5040, L5240, L5740, L4330, L4630, L5030)	Hydraulic Chute Rotator	L2179 Electric Chute Deflector L2177 Side Extension Kit (adds 5" overall cut) BL2666A Hydraulic Chute Deflector Kit
	L3560 Requires: Tractor Mid-PTO Installation on all models and an Internal Gears on non Cab models.	L4469 64" Utility Snowblower (Inc. Manual Chute Deflector and Hyd. Chute Rotator) L4479 74" Utility Snowblower (Inc. Manual Chute Deflector and Hyd. Chute Rotator) TBA	L4554 Fully Auto 4Pt. Hitch OR L4455 Manual 4Pt. Hitch L4483 Driveline Kit (3cyl) And Completion Kit	Hydraulic Chute Rotator	L2179 Electric Chute Deflector L2177 Side Extension Kit (adds 5" overall cut) BL2666A Hydraulic Chute Deflector Kit
	L4060, L4760, L5060, L5460, L6060 Requires: Tractor Mid-PTO Installation on all models and an Internal Gears on non Cab models.	L4469 64" Utility Snowblower (Inc. Manual Chute Deflector and Hyd. Chute Rotator) L4479 74" Utility Snowblower (Inc. Manual Chute Deflector and Hyd. Chute Rotator) L4474 74" Commercial Snowblower (Includes Manual Chute Deflector and Hyd. Chute Rotator) L4485 80" Commercial Snowblower (Inc. 3 Piece Hyd. Chute Deflector and Chute Rotator) TBA	L4554 Fully Auto 4Pt. Hitch OR L4455 Manual 4Pt. Hitch L4484 Driveline Kit (4cyl) And Completion Kit	Hydraulic Chute Rotator	L2179 Electric Chute Deflector L2177 Side Extension Kit (adds 5" overall cut) BL2666A Hydraulic Chute Deflector Kit L4435 74" Cutting Edge for L4474 L4436 80" Cutting Edge for L4485
REAR SNOWBLOWERS	BL2664: L3200, L3800, L4400, L3240, L3540, L4600, L3560 L2674: L3940, L4240, L4740, L5040, L5240, L5740, L4060, L4760, L5060, L5460, L6060	Must order both BL2664 64" REAR Snowblower or L2674 74" REAR Snowblower <u>and</u> BL2665 Manual Chute Rotator or B2784A Hydraulic Chute Rotator	No mounting kit required, units mount to 3-Pt. Hitch. Without Front Loader: (3) Front Weights recommended for BL2664 (4) Front Weights recommended for L2674	Manual Chute Rotator or Hydraulic Chute Rotator	BL2666A Hyd. Chute Deflector with Electric Selector Valve M2686 Hyd. Chute Deflector B2516A Electric Chute Deflector L2177 Side Extension Kit (Adds 5" to overall cut)

① Requires L8338 for Mid PTO installation in L4240DT/GST/HST, L4740GST/HST, L5040GST, L5240HST, and L5740HST
NOTE: Check all tractor and implement references for proper counter weight requirements.

See Prior Model Section at the end of this section for Prior Model Matching Charts

L Series Snowblowers

ORDER CODE	DESCRIPTION	APPROX. SHIP WT.	SUGGESTED LIST PRICE
FRONT SNOWBLOWERS FOR GRAND L-40, GRAND L-30 SERIES TRACTORS^①			
L2194A	L3240, L3540, L3940, L3130, L3430, L3830 (Mid-PTO KIT Installation Required) 62" Two-stage Commercial Snowblower Requires: L2180-1 Quick Hitch, Mid PTO Kit and Drive Line Kit L-40 Series	796	\$4,860.00
L2195A	L4240, L4740, L5040, L5240, L5740, L4330, L4630, L5030 72" Two-stage Commercial Snowblower Requires: L2180-1 Quick Hitch, Mid PTO Kit and Drive Line Kit L-40 Series	835	\$5,272.00
The L2194A and L2195A can be used on Grand L-60 Series; this requires L4445 Snowblower Adapter Kit: and either a Manual 4 Point Hitch (L4455), or a Fully Auto 4 Point Hitch (L4455) See Grand L-60 Series Section			
TBA			
L2174A*	L3130, L3430, L3830, L4330, L4630, L5030 (Mid-PTO KIT Installation Required) 62" Two-stage Commercial Snowblower Requires: L2175B Chute Kit. Also must order L2180-1 Quick-hitch Sub-frame, Drive Line Kit (see selection) And Valve kit for complete installation.	430	\$2,221.00
L2185*	72" Two-stage Commercial Snowblower. Requires: L2175B Chute Kit. Also must order L2180-1 Quick-hitch Sub-frame, Drive Line Kit (see selection) and Valve kit for complete installation.	430	\$2,564.00
L2175B*	Chute Kit. Required for L2174A or L2185. Hydraulic Chute rotation standard.	180	\$1,988.00
Rear-Mount Snowblowers for L2800, L3400, L3700SU, L3200, L3800, L4400, L4400-1, L4600, Grand L-30, Grand L-40 Series, and Grand L-60 Series^{① ②}			
BL2664	64" Two-stage Commercial Snowblower Mounts to Category I 3-point hitch Requires BL2665 Manual Rotator chute or B2784A hydraulic chute rotator.	681	\$2,677.00
L2674	74" Two-stage Commercial Snowblower Mounts to Category I 3-point hitch Requires BL2665 Manual Rotator chute or B2784A hydraulic chute rotator.	760	\$3,377.00
BL2665	Manual chute Rotator for BL2664 or L2674	11	\$161.00
B2784A	^③ Hydraulic Chute Rotator for BL2664 or L2674	12	\$787.00
BL2666A	Hydraulic Chute Deflector Kit (with electric selector valve) for B2789 and BL2664	21	\$902.00
M2686	Hydraulic Chute Deflector Kit (Requires second rear remote hydraulic outlet if B2784A Chute Rotation Kit is ordered)	21	\$342.00

* Subject to availability.

① Track width may not be covered with all tire combinations.

② If mounting Snowblowers without a Loader, the use of front weights is recommended. (3) Weights are recommended for the

③ Requires Rear Remote. BL2666 has electric selector valve, so only one rear remote is required if installing hydraulic

L Series Snowblowers

ORDER CODE	DESCRIPTION	APPROX. SHIP WT.	SUGGESTED LIST PRICE
Required and Optional Accessories			
L2180-1	②③④ Quick-hitch for "ALL" GL30 and GL40 Series	535	\$1,682.00
Grand L-60 Series Quick Hitch can be used on Grand L-40; see Grand L-60 Series section below - TBA			
L2213A	Joystick Control Valve (4-position ROPS) With Loader installed	38	\$705.00
L2223A	Joystick Control Valve (4-position CAB) without Loader Requires: L2187 Valve Mounting Kit	42	\$1,022.00
L2187	* Valve Mounting Kit (without Loader) Requires: L2223 Joystick Control Valve	17	\$80.00
L2182	Drive Line Kit Required for L2194, L3240, L3540, L3130, L3430, L3830	32	\$618.00
L2186	Drive Line Kit Required for L2195 L3940, L4240, L4740, L5040, L5240, L5740, L4330, L4630, L5030	33	\$682.00
L2179	Electric Chute Deflector For L2174A, L2185, L2194 or L2195	16	\$773.00
L2177	Drift Cutter Kit (adds 5" overall cut)	27	\$108.00
L2188	* Upgrade Support Frame Kit for L2180 only (L2180-1 includes L2188)	5	\$101.00
BL2666A	① Hydraulic Chute Deflector for BL2664 or L2674	21	\$902.00
B2516A	Electric Chute Deflector for BL2664 or L2674	8	\$597.00

* Subject to availability.

① Requires Rear Remote and BL2666 electric selector valve kit if only one rear remote is used when installing Hydraulic

② Prior model L2180 requires L2188 Upgrade Support Frame Kit.

③ L2180-1 Quick Hitch not compatible with RC72-38 Mid-mount Mower.

④ L2180-1 Quick Hitch not compatible with L2224 and L2233A Grille Guard unless lower cross member is removed.

L Series Snowblowers

ORDER CODE		DESCRIPTION	APPROX. SHIP WT.	SUGGESTED LIST PRICE
SNOWBLOWERS FOR 10 SERIES TRACTORS				
L2174A	*	SNOWBLOWER (Must order L2175B) 62", Two-Stage Commercial Front Snowblower. Requires L2054B Quick-Hitch Subframe, L2175A Chute Kit, L2076 or L2086, L2206, L2207 (only with LA482 or LA682 Loader) Joystick/Hyd Valve Kit and L2051A Mid-PTO Kit.	430	\$2,221.00
L2175B	*	Chute Kit, requires L2174A Snowblower. Hydraulic chute rotation standard.	180	\$1,988.00
L2179		Electric Chute Deflector	16	\$773.00
L2177		Drift Cutter Kit	27	\$108.00
SUBFRAME, CONTROL VALVE, AND MID-PTO KIT FOR L2174A (1 Each Required)				
L2054B	*	Quick Hitch	335	\$1,257.00
L2206	*	Joystick/Hyd. Valve Kit For L3010 (all), L3410 (all), and L3710HST/HSTC. Two Spool Valve with Float. Compatible with Loader. ((4) Position Cab)	42	\$1,022.00
L2207-1	*	Joystick/Hyd. Valve Kit For L3010 (all), L3410 (all), and L3710HST. Two Spool Valve with Float (requires LA482/LA682 Loader). Compatible with Loader. ((4) Position)	25	\$705.00
L2086	*	Joystick/Hyd. Valve Kit For L3010 (all), L3410 (all), L3710HST/HSTC. Two Spool Valve with Float. Compatible with Loader. ((4) Position Cab)	56	\$907.00
L2051A	*	Mid-PTO Kit	25	\$485.00
L2071	*	Front Support Kit	25	\$109.00

* Subject to availability.

- ① Requires Rear Remote and BL2666 electric selector valve kit if only one rear remote is used when installing Hydraulic Deflector and Chute Rotator on the same Snowblower.
- ② Prior model L2180 requires L2188 Upgrade Support Frame Kit.
- ③ L2180-1 Quick Hitch not compatible with RC72-38 Mid-mount Mower.
- ④ L2180-1 Quick Hitch not compatible with L2224 and L2233A Grille Guard unless lower cross member is removed.

L Series Snowblowers

ORDER CODE	DESCRIPTION	APPROX. SHIP WT.	SUGGESTED LIST PRICE
FRONT SNOWBLOWERS FOR GRAND L-60 SERIES			
L4469	64" Utility Snowblower (Includes Manual Chute Deflector and Hyd. Chute Rotation Motor) Requires Snowblower Completion Kit, Mid PTO, Quick Hitch and Driveline Kit	TBA	TBA
L4479	74" Utility Snowblower (Includes Manual Chute Deflector and Hyd. Chute Rotation Motor) Requires Snowblower Completion Kit, Mid PTO, Quick Hitch and Driveline Kit	TBA	TBA
L4474	③ 74" Commercial Snowblower (Includes Manual Chute Deflector and Hyd. Chute Rotation Motor) Requires Mid PTO, Snowblower Completion Kit, Quick Hitch and Driveline Kit	TBA	TBA
L4485	③ 80" Commercial Snowblower (Includes 3-piece Hyd. Chute Deflector and Chute Rotation Motor) Requires Snowblower Completion Kit, Mid PTO, Quick Hitch and Driveline Kit	TBA	TBA
L2194A	① 62" Two-stage Commercial Snowblower Requires: L4455 Adapter Kit, Mid PTO, Quick Hitch (L4455 or L4554), Driveline Kit, and a Completion Kit	796	\$4,860.00
L2195A	① 72" Two-stage Commercial Snowblower Requires: L4455 Adapter Kit, Mid PTO, Quick Hitch (L4455 or L4554), Driveline Kit, and a Completion Kit	835	\$5,272.00
L4455	Snowblower Adapter Kit - Required to convert L2194A or L2195A Snowblower for use on Manual 4 Point Hitch Requires: Mid PTO, Quick Hitch (L4455 or L4554) Driveline Kit, and Completion Kit	TBA	TBA
Requires One Quick Hitch			
L4455	② Manual 4 Point Quick Hitch (does not include driveline)	TBA	TBA
L4554	② Fully Auto 4 Point Quick Hitch - Equipped with Auto Module (does not include driveline)	TBA	TBA
Option for Grand L40 Series			
L4473	② Grand L-40 Mount Kit for use of L4554 or L4455 Quick Hitch on Grand L-40 Series. (Includes shims to mount hitch L4554 or L4455 4 Point Quick Hitch on tractor)	TBA	TBA

The L2194A and L2195A Snowblowers can be used on the Grand L-60 Hitches. Requires L4455 Adapter Kit, Mid PTO, Driveline Kit L4483 or L4484, and one Completion Kit for Snowblower.

② To use Manual 4 Point Quick Hitch L4455 or Fully Auto 4 Point Quick Hitch L4554 on Grand L-40 Series, it requires Grand L-40 Mount Kit L4473

③ Commercial Snowblower is not to be used on 3 Cylinder Models. L3560, L3240, L3540

L Series Snowblowers

ORDER CODE	DESCRIPTION	APPROX. SHIP WT.	SUGGESTED LIST PRICE
Requires One Completion Kit and One Driveline Kit			
L4431	Completion Kit for Utility Snowblower (L4469 or L4479) for use on Manual 4 Point Hitch (4455) (includes Female Driveline and Hyd. Hoses)	TBA	TBA
L4432	Completion Kit for Utility Snowblower (L4469 or L4479) for use on Fully Auto 4 Point Hitch (L4554) (includes Auto Module, Hyd. Cylinder for Chute Deflector, Hyd. Hoses, and PTO Coupler.)	TBA	TBA
L4433	Completion Kit for Commercial Snowblower (L4474 or L4485) for use on Manual 4 Point Hitch (4455) (includes Female Driveline and Hyd. Hoses)	TBA	TBA
L4434	Completion Kit for Commercial Snowblower (L4474 or L4485) for use on Fully Auto 4 Point Hitch (L4554) (includes Auto Module, Hyd. Cylinder for Chute Deflector, Hyd. Hoses, and PTO Coupler.)	TBA	TBA
L4483	3 Cylinder Driveline Kit for use on L3560-L3240-L3540	TBA	TBA
L4484	4 Cylinder Driveline Kit for use on L4060-L6060 and L3940- L5740 Tractors	TBA	TBA
Grand L-60 Series Snowblower and Hitch Options			
L4435	74" Cutting Edge - For Commercial Snowblowers only	TBA	TBA
L4436	80" Cutting Edge - For Commercial Snowblowers only	TBA	TBA
L4472	Auto Module Upgrade Kit - Required to upgrade Manual 4 Point Hitch (L4455) to Fully Auto Hitch	TBA	TBA

L Series Rotary Sweepers

ROTARY SWEEPER MATCHING CHART

Tractor Model	Rotary Sweeper
<p>L3240 L3540 (Mid PTO Installation Required)</p>	<p>L2162① (60" Rotary Sweeper) (51.25" at full angle) Requires: L2180-1 Quick Hitch L2182 Drive Line Kit TBA – on using with GL60 Series</p>
<p>L3240, L3540, L3940, L4240, L4740, L5040, L5240, L5740 (Mid PTO Installation Required)</p>	<p>L2164① (72" Rotary Sweeper) (62.5" at full angle) Requires: L2180-1 Quick Hitch L2182 Drive Line Kit (L3240, L3540) L2186 Drive Line Kit (L3940, L4240, L4740, L5040, L5240, L5740, TBA – on using with GL60 Series</p>

① Requires L8338 for Mid PTO installation in L4240DT/GST/HST, L4740GST/HST, L5040GST, L5240HST, and L5740HST.

Tractor Model	Rotary Sweeper
<p>L3560</p>	<p>L4467 (60" Rotary Sweeper) (22" Diameter) Requires: L4455 Manual Quick Hitch or L4554 Fully Auto Quick Hitch L4483 Driveline Kit L4488 Completion Kit or L4475 Completion Kit (Mid PTO Installation Required and Mid PTO Gear Kit Required for non CAB Models)</p>
<p>L4060, L4760 L5060, L5460, L6060</p>	<p>L4467 (60" Rotary Sweeper) (22" Diameter) TBA (72" Rotary Sweeper) (22" Diameter) Requires: L4455 Manual Quick Hitch or L4554 Fully Auto Quick Hitch L4484 Driveline Kit L4488 Completion Kit or L4475 Completion Kit (Mid PTO Installation Required and Mid PTO Gear Kit Required for non CAB Models)</p>

See Prior Model Section at the end of this section for Prior Model Matching Charts

L Series Rotary Sweepers

ORDER CODE	DESCRIPTION	APPROX. SHIP WT.	SUGGESTED LIST PRICE
ROTARY SWEEPERS (Mid-PTO KIT Installation Required)			
L2162	60" Rotary Sweeper Power Angle Standard Requires Quick-Hitch, Driveline Kit Grand L30 also requires Control Valve	570	\$3,539.00
L2164	72" Rotary Sweeper Power Angle Standard Requires Quick-hitch, Drive Line Kit Grand L30 also requires Control Valve.	570	\$4,009.00
<u>Required for Grand L-40 Series Rotary Sweepers</u>			
L2180-1	①②③ Quick-hitch for "ALL" 40 Series	535	\$1,682.00
L2182	Drive Line Kit (Required for L3240, L3540)	32	\$618.00
L2186	Drive Line Kit (Required for L3940, L4240, L5040, L5240, L5740)	33	\$682.00
<u>Required for Grand L-30 Series Rotary Sweepers</u>			
L2180-1	①③ Quick-hitch for "ALL" 30 Series	535	\$1,682.00
L2213A	* Joystick Control Valve (4-position ROPS) With Loader installed	38	\$705.00
L2223A	* Joystick Control Valve (4-position CAB) without Loader Requires: L2187 Valve Mounting Kit	42	\$1,022.00
L2187	* Valve Mounting Kit (without Loader) Requires: L2223(A) Joystick Control Valve	17	\$80.00
L2182	Drive Line Kit Required for L3130, L3430, L3830	32	\$618.00
L2186	Drive Line Kit Required for L4330, L4630, L5030 (Replaces L2183)	33	\$682.00
<u>Rotary Sweeper Options</u>			
L2168	Rubber Dust Deflector for L2162	31	\$153.00
L2169	Rubber Dust Deflector for L2164	36	\$180.00

① Prior model L2180 requires L2188 Upgrade Support Frame Kit.

② L2180-1 Quick Hitch not compatible with RC72-38 Mid-mount Mower.

③ L2180-1 Quick Hitch not compatible with L2224 and L2233A Grille Guard unless lower cross member is removed.

* Subject to Availability

L Series Rotary Sweepers

ORDER CODE	DESCRIPTION	APPROX. SHIP WT.	SUGGESTED LIST PRICE
ROTARY SWEEPER GRAND L-60 SERIES			
L4467	60" Rotary Broom w/ 22" Diameter Power Angle Standard, Includes Hitch Lift Limiter Requires Quick-Hitch, Driveline Kit, and Completion Kit	TBA	TBA
TBA	72" Rotary Broom w/ 22" Diameter Power Angle Standard, Includes Hitch Lift Limiter Requires Quick-Hitch, Driveline Kit, and Completion Kit	TBA	TBA
Requires One Quick Hitch			
L4455	② Manual 4 Point Quick Hitch (does not include driveline)	TBA	TBA
L4554	② Fully Auto 4 Point Quick Hitch - Equipped with Auto Module (does not include driveline)	TBA	TBA
L4473	② Grand L-40 Mount Kit for use of L4554 or L4455 Quick on Grand L-40 Series (Includes shims to mount on GL-40)	TBA	TBA
Requires One Completion Kit and One Driveline Kit			
L4488	Completion Kit for Broom with use on Manual 4 Point Hitch. Includes Female Driveline, and Hyd. Hoses.	TBA	TBA
L4475	Completion Kit for Broom with use on Fully Auto 4 Point Hitch. Includes Auto Module, Hyd. Hoses, and PTO Coupler	TBA	TBA
L4483	3 Cylinder Driveline Kit for use on L3560-L3240-L3540	TBA	TBA
L4484	4 Cylinder Driveline Kit for use on L4060-L6060 and L3940- L5740 Tractors	TBA	TBA
Options for Grand L-60 Series Hitch			
L4472	Auto Module Upgrade Kit - Required to upgrade Manual 4 Point Hitch (L4455) to Fully Auto Hitch	TBA	TBA

- ② To use Manual 4 Point Quick Hitch L4455 or Fully Auto 4 Point Quick Hitch L4554 on Grand L-40 Series, it requires Grand L-40 Mount Kit L4473. GL-60 Front Rotary Broom must be used.

L Series Rotary Sweepers

ORDER CODE		DESCRIPTION	APPROX. SHIP WT.	SUGGESTED LIST PRICE
<u>Required for Grand L-10 Series Rotary Sweepers</u>				
L2206	*	Joystick/Hyd. Valve Kit For L3010 (all), L3410 (all), and L3710HST/HSTC. Two Spool Valve with Float. Compatible with Loader. ((4) Position Cab)	42	\$1,022.00
L2207-1	*	Joystick/Hyd. Valve Kit For L3010 (all), L3410 (all), and L3710HST. Two Spool Valve with Float (requires LA482/LA682 Loader). Compatible with Loader. ((4) Position)	25	\$705.00
L2086	*	Joystick/Hyd. Valve Kit For L3010 (all), L3410 (all), L3710HST/HSTC. Two Spool Valve with Float. Compatible with Loader. ((4) Position Cab)	56	\$907.00
L2054B	*	Quick Hitch	335	\$1,257.00
L2051A	*	Mid-PTO Kit	25	\$485.00
<u>Optional Attachments</u>				
BL2178	*	Side Caster Wheels (Kit) for L2062C Sweeper	47	\$439.00
L2188	*	Upgrade Support Frame Kit for L2180 only (L2180-1 includes L2188)	5	\$101.00

* Subject to availability.

L Series Replacement Engines

L-SERIES REPLACEMENT ENGINES
(All Engines are Fully Assembled and Run Tested)

ORDER CODE		DESCRIPTION	APPROX. SHIP WT.	SUGGESTED LIST PRICE
TIER I				
D1102-AE		Replacement engine for L2050F/ DT, L2350F/DT	450	\$4,018.00
D1102ASC-1	*	Replacement engine for L235F(SC), L235DT(DC), L235DT(SC)	418	\$4,102.00
D1102ADC-1	*	Replacement engine for L235F (DC)	418	\$4,102.00
D1403-AE-2		Replacement engine for L2500DT, L2600DT	300	\$3,736.00
D1403-AE		Replacement engine for L2500F, L2600F	200	\$3,736.00
D1402DI-SC		Replacement engine for L2550F, L2550DT	484	\$4,808.00
D1402DIAEW		Replacement engine for L2550GST, L2650F (DC), L2650DT (DC), L2650DT-W, L2650GST	400	\$4,808.00
V1702DI-SC		Replacement engine for L2850F (SC), L2850F (DC), L2850DT (SC), L2850DT (DC), L2850GST	510	\$6,058.00
D1503-L-A		Replacement engine for L2900F/DT/GST	441	\$4,745.00
D1462DIAEW		Replacement engine for L2950F (DC), L2950DT (DC), L2950DT-W, L2950GST	400	\$5,096.00
D1503-ELA-1	*	Replacement engine for L3000F, L3000DT	441	\$4,519.00
D1503-L-AN		Replacement engine for L3010F/DT/GST/HST	441	\$4,745.00
D1503MAEG	*	Replacement engine for L3130GST	441	\$3,537.00
D1503MAEH	*	Replacement engine for L3130HST	441	\$3,537.00
D1703-A		Replacement engine for L3300F/DT/GST	441	\$4,745.00
D1703-AN	*	Replacement engine for L3410DT/GST/HST	441	\$3,131.00
D1703MAEG	*	Replacement engine for L3430GST	441	\$3,607.00
D1703MAEH	*	Replacement engine for L3430HST	441	\$3,607.00
V1903-A		Replacement engine for L3600DT/DTC/GST	512	\$4,342.00
V1902DIAEX		Replacement engine for L3650F (DC), L3650DT (DC), L3650DT-W, L3650GST	486	\$6,538.00
V1903-AN		Replacement engine for L3710DT/GST/HST/HSTC	512	\$4,342.00
V1903EAP	*	Replacement engine for L3710GST	520	\$3,437.00
V1903EAQ	*	Replacement engine for L3710HST	520	\$3,551.00
D1803MEG	*	Replacement engine for L3830GST	480	\$3,806.00
D1803MEH	*	Replacement engine for L3830HST	480	\$3,728.00
V2203-A		Replacement engine for L4200F/DT/FGST/GST	512	\$4,543.00
V2203-AN		Replacement engine for L4300, L4310DT, L4310F, L4310GST, L4310HST, L4310HSTC	512	\$4,543.00
V2203EAQP		Replacement engine for L4310GSTC	500	\$4,543.00
V2203MAEH	*	Replacement engine for L4330HST	512	\$3,988.00
V2203EHAP	*	Replacement engine for L4610GST	500	\$3,763.00
V2203-EHA		Replacement engine for L4610HST	500	\$4,543.00
V2203-EHAQ		Replacement engine for L4610HSTC	500	\$4,543.00
V2203MBEG	*	Replacement engine for L4630GST	512	\$3,988.00

* Subject to availability.

L Series Replacement Engines

ORDER CODE	DESCRIPTION	APPROX. SHIP WT.	SUGGESTED LIST PRICE
<u>TIER I (Continued)</u>			
V2203MBEH	* Replacement engine for L4630HST	512	\$3,988.00
F2503-DI	Replacement engine for L4850HDT-W	832	\$6,058.00
V2403MAEG	* Replacement engine for L5030GST	500	\$4,127.00
F2803-DI	Replacement engine for L5450HDT-W	650	\$6,346.00
<u>TIER II</u>			
D1403E2A	Replacement engine for L2500F and L2600F	200	\$3,837.00
D1403E2A2	Replacement engine for L2500DT and L2600DT	300	\$3,837.00
D1403M2A	Replacement engine for L2800F and L2800DT	300	\$4,139.00
D1503E2LA2	Replacement engine for L2900F/DT/GST	441	\$4,846.00
D1503E2LA1	Replacement engine for L3000F/DT	441	\$4,846.00
D1503E2LAP	Replacement engine for L3010F/DT	450	\$4,846.00
D1503E2LA	Replacement engine for L3010HST/GST	441	\$4,846.00
D1503MA2G	Replacement engine for L3130F/GST/DT	441	\$4,846.00
D1503MA2H	Replacement engine for L3130HST	441	\$4,846.00
D1703E2A	Replacement engine for L3300F/DT/GST	441	\$4,846.00
D1703MA2A	Replacement engine for L3400F/DT	451	\$5,048.00
D1703ME2H	Replacement engine for L3400HST	450	\$5,048.00
D1703E2AP	Replacement engine for L3410DT	450	\$4,846.00
D1703E2A2	Replacement engine for L3410GST/HST	441	\$4,846.00
D1703MA2G	Replacement engine for L3430DT/GST	441	\$5,048.00
D1703MA2H	Replacement engine for L3430HST/HSTC	441	\$5,048.00
V1903E2A	Replacement engine for L3600DT/DTC/GST and L3710HST/GST	512	\$4,443.00
V1903E2AP	Replacement engine for L3710DT	520	\$4,443.00
V1903E2AQ	Replacement engine for L3710HSTC	520	\$4,443.00
D1803M2G	Replacement engine for L3830F/GST/DT	480	\$5,048.00
D1803M2H	Replacement engine for L3830HST	480	\$5,048.00
V2203E2A2	Replacement engine for L4200F/DT/GST	512	\$4,644.00
V2203E2A1	Replacement engine for L4300F/DT	512	\$4,644.00
V2203E2AP	Replacement engine for L4310F/DT/GST	520	\$4,644.00
V2203E2AQP	Replacement engine for L4310GSTC	500	\$4,644.00
V2203E2A	Replacement engine for L4310HST	512	\$4,644.00
V2203E2AQ	Replacement engine for L4310HSTC	550	\$4,644.00
V2203MA2G	Replacement engine for L4330DT/GST	512	\$5,048.00
V2203MA2H	Replacement engine for L4330HST/HSTC	512	\$5,048.00
V2203E2HAP	Replacement engine for L4610GST	500	\$4,644.00
V2203E2HA	Replacement engine for L4610HST	500	\$4,644.00
V2203E2HAQ	Replacement engine for L4610HSTC	500	\$4,644.00
V2203MB2G	Replacement engine for L4630DT/GST/GSTC	512	\$5,048.00
V2203MB2H	Replacement engine for L4630HST	512	\$5,048.00

* Subject to availability.

L Series Replacement Engines

ORDER CODE	DESCRIPTION	APPROX. SHIP WT.	SUGGESTED LIST PRICE
<u>TIER II (Continued)</u>			
V2403MA2G	Replacement engine for L5030GST	500	\$5,250.00
V2403MA2H	Replacement engine for L5030HST/HSTC	500	\$5,250.00
V1903E2AP	Replacement engine for L3710DT	520	\$4,443.00
V20032GST	Replacement engine for L3940DT/GST	512	\$4,515.00
V20032HST	Replacement engine for L3940HST/HSTC	512	\$4,515.00
V2403T2GST	Replacement Engine for L5040GST	500	\$5,565.00
V2403T2HST	Replacement engine for L5240HST/HSTC	500	\$5,565.00
V2403T3HST2	Replacement Engine for L5740HST/HSTC	500	\$5,565.00
V24032HST	Replacement Engine for L4740HST/HSTC	500	\$5,250.00
D17032GST	Replacement Engine for L3240F/DT/GST	441	\$5,048.00
D17032HST	Replacement Engine for L3240HST/HSTC	441	\$5,048.00
D18032GST	Replacement Engine for L3540GST	480	\$5,048.00
D18032HST	Replacement Engine for L3540HST/HSTC	480	\$5,048.00
V22032GST	Replacement Engine for L4240DT/GST	512	\$5,048.00
V22032HST	Replacement engine for L4240HST/HSTC	512	\$5,048.00
V24032GST	Replacement engine for L4740GST	500	\$5,250.00
<u>TIER III</u>			
V-2203E3LB3	Replacement engine for L4400HST-1		TBA
<u>INTERIM TIER IV</u>			
D1503E3LB	Replacement engine for L2800F-1/DT-1/HST-1	387	\$4,991.00
D1703E3G	Replacement engine for L3240F/DT/GST/F-1/ DT-1/GST-1/F-2/DT-2/ GST-2/F-3/DT-3/GST-3	441	\$5,200.00
D1703E3H	Replacement engine for L3240HST/HSTC/ HST-1/HSTC-1/HST-2/ HST-3/HSTC-3	441	\$5,200.00
D1803E3G	Replacement engine for L3540GST/GST-1/ GST-2/GST-3	480	\$5,200.00
D1803E3H	Replacement engine for L3540HST/HSTC/ HST-1/HSTC-1/HST-2/ HST-3/HSTC-3	480	\$5,200.00
D1803E3LB2	Replacement engine for L3400F-1/DT-1/HST-1	396	\$5,200.00
V2003E3G	Replacement engine for L3940DT / GST/DT-1/ GST-1/DT-2/GST-2/ DT-3/GST-3	512	\$5,200.00
V2003E3H	Replacement engine for L3940HST/HSTC/HST-1/ HSTC-1/HST-2/HST-3/HSTC-3	512	\$5,200.00
V2203E3G	Replacement engine for L4240DT/GST/DT-1/GST-1/ DT-2/GST-2/DT-3/GST-3	512	\$5,200.00
V2203E3H	Replacement engine for L4240HST/HSTC/HST-1/ HSTC-1/HST-2/HST-3/HSTC-3	512	\$5,200.00
V2203E3LB2	Replacement engine for L4400DT-1/ HST-1	454	\$5,200.00
V2403E3G	Replacement engine for L4740GST/GST-1/GST-2/ GST-3	500	\$5,408.00
V2403E3H	Replacement engine for L4740HST/HSTC/HST-1/ HSTC-1/HST-2/HST-3/HSTC-3	500	\$5,408.00
V2203M3LB3	Replacement engine for L4600DT/HST	454	\$5,200.00

L Series Replacement Engines

ORDER CODE	DESCRIPTION	APPROX. SHIP WT.	SUGGESTED LIST PRICE
<u>INTERIM TIER IV (Cont.)</u>			
V2403TE3G	Replacement engine for L5040GST/GST-1/ GST-2/GST-3	500	\$5,732.00
V2403TE3H	Replacement engine for L5240HST/HSTC-1/ HST-2/HST-3	500	\$5,732.00
V2403TE3H2	Replacement engine for L5740HST/HSTC-1 HST-2/HST-3/HSTC-3	500	\$5,732.00

WHOLEGOODS PRICE LIST EFFECTIVE MARCH 1, 2013

NOTE: Tire prices appear per piece. Approximate
shipping weight listed is crated weight. Refer to
New Product Guides for operating weight.

M SERIES

PAGE NUMBER	MODEL	PTO H.P.		SUGGESTED LIST PRICE
7-5	MX4700F	39.5		\$16,371.00
7-5	MX4700DT	39.5		\$21,761.00
7-5	MX4700HST	38.0		\$23,271.00
7-9	MX5100F	44.0		\$17,371.00
7-9	MX5100DT	44.0		\$22,915.00
7-9	MX5100HST	42.5		\$24,425.00
7-13	M5640SU	50.0		\$20,404.00
7-13	M5640SUD	50.0		\$24,868.00
7-18	M7040SUH	64.0		\$25,212.00
7-18	M7040SUHD	64.0		\$30,601.00
7-24	M5140F*	46.0		\$22,540.00
7-24	M5140FC*	46.0		\$31,492.00
7-24	M5140DT*	46.0		\$26,824.00
7-24	M5140HD*	46.0		\$28,197.00
7-24	M5140DTC*	46.0		\$35,850.00
7-24	M5140HDC*	46.0		\$37,250.00
7-31	M6040F-1	56.0		\$24,926.00
7-31	M6040FC-1	56.0		\$33,914.00
7-31	M6040DT-1	56.0		\$29,245.00
7-31	M6040HD-1	56.0		\$30,618.00
7-31	M6040DTC-1	56.0		\$38,310.00
7-31	M6040HDC-1	56.0		\$39,710.00
7-39	M6060HFC	56.0		\$37,075.00
7-39	M6060HD	56.0		\$33,077.00
7-39	M6060HDC	56.0		\$41,301.00
7-45	M6040HDNB-1	56.0		\$33,266.00
7-49	M7040F-1*	64.0		\$26,797.00
7-49	M7040FC-1*	64.0		\$35,821.00
7-49	M7040DT-1*	64.0		\$31,116.00
7-49	M7040HD-1*	64.0		\$32,489.00
7-49	M7040DTC-1*	64.0		\$40,216.00
7-49	M7040HDC-1*	64.0		\$41,616.00
7-57	M7060HFC	64.0		\$38,910.00
7-57	M7060HD	64.0		\$34,912.00
7-57	M7060HDC	64.0		\$43,135.00
7-57	M7060HD12	64.0		\$37,052.00
7-57	M7060HDC12	64.0		\$45,275.00
7-65	M7040HDNB-1	64.0		\$35,006.00
7-65	M7040HDNBC-1	64.0		\$44,122.00
7-69	M8540F-1*	76.0		\$29,171.00
7-69	M8540FC-1*	76.0		\$37,394.00
7-69	M8540DT-1*	76.0		\$33,663.00

* Subject to availability.

M SERIES

PAGE NUMBER	MODEL	PTO H.P.		SUGGESTED LIST PRICE
7-69	M8540HD-1*	76.0		\$35,009.00
7-69	M8540HD12-1*	76.0		\$36,163.00
7-69	M8540DTC-1*	76.0		\$41,886.00
7-69	M8540HDC-1*	76.0		\$43,232.00
7-69	M8540HDC12-1*	76.0		\$44,675.00
7-81	M8560HF	76.0		\$33,171.00
7-81	M8560HFC	76.0		\$41,471.00
7-81	M8560HD	76.0		\$37,663.00
7-81	M8560HD12	76.0		\$38,863.00
7-81	M8560HDC	76.0		\$45,963.00
7-81	M8560HDC12	76.0		\$47,463.00
7-91	M8540HDNB-1	76.0		\$38,082.00
7-91	M8540HDNBC-1	76.0		\$46,867.00
7-91	M8540HDNBC10	76.0		\$47,460.00
7-97	M8540HDNBPC-1	76.0		\$55,564.00
7-101	M9540F-1*	84.0		\$31,606.00
7-101	M9540FC-1*	84.0		\$39,830.00
7-101	M9540DT-1*	84.0		\$36,202.00
7-101	M9540HD-1*	84.0		\$37,548.00
7-101	M9540HD12-1*	84.0		\$38,702.00
7-101	M9540DTC-1*	84.0		\$44,425.00
7-101	M9540HDC-1*	84.0		\$45,772.00
7-101	M9540HDC12-1*	84.0		\$47,214.00
7-101	M9540HDC24-1*	84.0		\$50,014.00
7-113	M9960HF	89.0		\$37,206.00
7-113	M9960HFC	89.0		\$45,506.00
7-113	M9960HD	89.0		\$41,802.00
7-113	M9960HD12	89.0		\$43,002.00
7-113	M9960HDC	89.0		\$50,102.00
7-113	M9960HDC12	89.0		\$51,602.00
7-113	M9960HDC24	89.0		\$54,402.00
7-125	M9960HDL	89.0		\$42,299.00
7-125	M9960HDL-SN	89.0		\$43,603.00
7-125	M9960HDL-S*	89.0		\$43,636.00
7-129	M96SHDM	84.0		\$58,873.00
7-133	M108SH	96.0		\$41,335.00
7-133	M108SHD	96.0		\$49,274.00
7-133	M108SHC	96.0		\$50,208.00
7-133	M108SHDC	96.0		\$58,146.00
7-133	M108SHDC2	96.0		\$58,569.00
7-139	M108SDS	96.0		\$50,877.00
7-139	M108SDS2	96.0		\$51,299.00
7-139	M108SDSC	96.0		\$59,749.00
7-139	M108SDSC2	96.0		\$60,172.00

* Subject to availability.

M SERIES

PAGE NUMBER	MODEL	PTO H.P.		SUGGESTED LIST PRICE
7-147	M108SDSL	96.0		\$49,703.00
7-147	M108SDSL2	96.0		\$50,123.00
7-147	M108SDSL-S*	96.0		\$49,377.00
7-147	M108SDSL2-S*	96.0		\$49,796.00
7-147	M108SDSL-SN	96.0		\$49,377.00
7-147	M108SDSL2-SN	96.0		\$49,796.00
7-153	M100GXDTTC	85.0		\$65,770.00
7-159	M110GXDTTC	95.0		\$70,460.00
7-165	M126GXDTTC	108.0		\$77,902.00
7-165	M126GXDTTC-F	108.0		\$78,502.00
7-171	M135GXDTTC	118.0		\$81,502.00
7-171	M135GXDTTC-F	118.0		\$82,102.00
7-171	M135GXDTSC-F	118.0		\$88,922.00
7-176	M100XDTC*	85.0		\$58,170.00
7-181	M110XDTC*	95.0		\$62,860.00
7-187	M126XDTC*	108.0		\$69,102.00
7-193	M126XDTPC	108.0		\$78,668.00
7-197	M135XDTC*	118.0		\$72,702.00
7-197	M135XDTC*	118.0		\$79,522.00
7-202	M-Series Tractor / Loader Matching Chart			
7-207	M-Series Front Loaders			
7-244	M-Series Backhoe			
7-248	M-Series Snowblowers			
7-251	M-Series Replacement Engines			
7-254	Prior Models			

* Subject to availability.

ASSEMBLY CHARGES

Assembly Fee

All ROPS/Cab Model Tractors \$250.00

Assembly Fee includes basic assembly of tractor including wheels, tires, ROPS or Cab, front and rear weights.

M-Series, Wide Front Axle Kits (M60, M-S, M-X, M-GX) \$250.00

M96SHDM Wide Row Kit installation fee (Front and Rear Axles) \$500.00

This is in **addition** to standard fee, Wide Row models will be assembled and shipped from Lodi, CA.

All optional hydraulic remote valves ordered and assembled on the tractor \$65.00

All optional hydraulic lever kits ordered and assembled on the tractor \$65.00

540/1000 Dual Speed PTO (M8560 / M9960 / M96SHDM / M108S Models) \$85.00

540/540E Dual Speed PTO (M8560 / M9960) \$85.00

Single Cylinder 3-point Lift Assist Kit (M108SDSL) \$55.00

Dual Cylinder 3-point Lift Cylinder Kit (M8560/M9960/M96SHDM/M108S/..... \$105.00

M100GX/M110GX/M126GX/M135GX

Loader Assembly Charges (All MX/M/M-X/M-GX Series) \$120.00

Backhoe Assembly Charges (BH92)..... \$85.00

ALL OTHER KITS ARE FIELD INSTALLED ONLY.

MX4700 F/DT/HST

*** EQUIPMENT IN STANDARD MACHINE ***

DIESEL ENGINE

Model # V2403
with EGR Valve
4 Cyl. 148.5 cu. in.
+ 46.0 Net Eng. HP
+ 39.5 PTO HP F/DT
+ 38.0 PTO HP HST
@ 2700 Eng. rpm
EPA Interim Tier 4 Emission Cert.
Indirect Injection (E-TVCS)
1 2V – 582 CCA Battery
Charging Output 40 Amps

INSTRUMENTS

Tachometer/Hour Meter Fuel
Gauge
Charge/Oil Pressure

HYDRAULICS

Open Center — Gear Type
Dual Pumps
4.9 gpm Power Steering
9.5 gpm Remote/3 Pt. Hitch
14.4 gpm Total Hyd. Flow
Cat II/I 3-point Hitch with cushion
relief valve
At Lift Point 2870 lbs.
24" Behind 2310 lbs.
Rigid Lower Links
Check Chains

+ Manufacturer's estimate.

FRONT AXLE

Hydrostatic Power Steering
2WD: Tubular Steel Beam
Adj. (Telescoping) Tread
Spacing
4WD: Bevel Gear
Cast Iron
Non-Adjustable Tread Spacing

DRIVE TRAIN

F/DT Synchro Shuttle
Partially Synchronized Main
Transmission (3rd & 4th Gears)
8F / 8R Speeds
HST: 3-Range Transmission
Low/Medium/High
Cruise Control Std.
Mech. Wet Disc Brakes
Clutch – Single Dry Plate
Differential Lock Std.

FLUID CAPACITY

Fuel Tank	12.6 gal
Cooling System	7.4 qts
Crankcase	8.5 qts
Transmission and Hydraulics	11.6 gal
Front Axle (DT / HST)	9.5 qts

POWER TAKE OFF

Live-Independent Hydraulic
540 rpm Rear PTO @ 2700 Eng. rpm
SAE Std 1 3/8" Six Spline

OPERATOR PLATFORM

Flat Deck w/Hanging Pedals
High Back Seat with Adjustable
Suspension
Color Coded Controls

SAFETY EQUIPMENT

2-Post Foldable ROPS w/ Retractable
Seat Belt
Flip-Up PTO Shield
Safety Start Switches
PTO – OPC Operator Presence Control
Alarm
Parking Brakes
Electric Key Shut Off
Turn Signals
SMV Sign

TIRES AND WHEELS

2WD: Front 7.5L x 15 R1
Rear 14.9 x 26 R1
4WD: Front 9.5L x 16 R1
Rear 14.9 x 26 R1

ORDER CODE	DESCRIPTION	APPROX. SHIP WT.	SUGGESTED LIST PRICE
*** STANDARD MACHINE ***			
MX4700F	2WD TRACTOR SYNCHRO SHUTTLE 2 Post Foldable ROPS w/Seat Belt	3451	\$ 16,371.00
MX4700DT	4WD TRACTOR SYNCHRO SHUTTLE 2 Post Foldable ROPS w/Seat Belt	3695	\$ 21,761.00
MX4700HST	4WD TRACTOR HYDROSTATIC TRANSMISSION 2 Post Foldable ROPS w/Seat Belt	3695	\$ 23,271.00

MX4700 F/DT/HST

MX4700F		Price with Tire Option		
TIRES AND WHEELS (priced per piece)		APPROX. SHIP WT.	SUGG. LIST PRICE	SUGG. LIST
ALR8852A**	F-TIRE 7.5L-15 FIRESTONE F2 CHAMPION	64	\$ 194.00	\$ 16,371.00
AMXR8861**	R-TIRE 14.9-26 R1 6-PLY HI PWR LUG	246	\$ 825.00	
AMR8970B	F-TIRE 9.5L-15 SL F2, 8-PLY	70	\$ 242.00	\$ 16,467.00
AMXR8861	R-TIRE 14.9-26 R1 6-PLY HI PWR LUG	246	\$ 825.00	
ALR8852A	F-TIRE 7.5L-15 FIRESTONE F2 CHAMPION	64	\$ 194.00	\$ 16,371.00
AMXR8813	R-TIRE 13.6-28 R1 AG Steel Bias AA	245	\$ 825.00	
AMR8970B	F-TIRE 9.5L-15 SL F2, 8-PLY	70	\$ 242.00	\$ 16,467.00
AMXR8813	R-TIRE 13.6-28 R1 AG Steel Bias AA	245	\$ 825.00	
AMXR8837	F-TIRE 29x12.5-15 R3 TF Steel Bias AA	73	\$ 311.00	\$ 16,605.00
ALR6802	R-TIRE 44x18-20 R3 TF Steel Bias AA	221	\$ 825.00	
ALR6818A	F-TIRE LSW305R343 R3 TF STL RADAL AA	116	\$ 352.00	\$ 16,781.00
ALR6819	R-TIRE LSW610R470 R3 TF STL RADAL AA	227	\$ 872.00	

MX4700DT		Price with Tire Option		
TIRES AND WHEELS (priced per piece)		APPROX. SHIP WT.	SUGG. LIST PRICE	SUGG. LIST
AMXR8860A**	F-TIRE 9.5-16 R1 AG Steel Bias CA	76	\$ 283.00	\$ 21,761.00
AMXR8861**	R-TIRE 14.9-26 R1 6-PLY HI PWR LUG	246	\$ 825.00	
AMXR8860A	F-TIRE 9.5-16 R1 AG Steel Bias CA	76	\$ 283.00	\$ 21,761.00
AMXR8813	R-TIRE 13.6-28 R1 AG Steel Bias AA	245	\$ 825.00	
AMXR8828	F-TIRE 12-16.5 R4 IN Steel Bias AA	117	\$ 342.00	\$ 21,995.00
AMXR8862	R-TIRE 17.5L-24 R4 6-PLY BIAS IND	280	\$ 883.00	
ALR8895A	F-TIRE 29x12.5-15 R3 TF Ste	73	\$ 320.00	\$ 21,835.00
ALR6802	R-TIRE 44x18-20 R3 TF Steel Bias AA	221	\$ 825.00	
ALR6818A ①	F-TIRE LSW305R343 R3 TF STL RADAL AA	116	\$ 352.00	\$ 21,993.00
ALR6819	R-TIRE LSW610R470 R3 TF STL RADAL AA	227	\$ 872.00	

MX4700HST		Price with Tire Option		
TIRES AND WHEELS (priced per piece)		APPROX. SHIP WT.	SUGG. LIST PRICE	SUGG. LIST
AMXR8860A**	F-TIRE 9.5-16 R1 AG Steel Bias CA	76	\$ 283.00	\$ 23,271.00
AMXR8861**	R-TIRE 14.9-26 R1 6-PLY HI PWR LUG	246	\$ 825.00	
AMXR8860A	F-TIRE 9.5-16 R1 AG Steel Bias CA	76	\$ 283.00	\$ 23,271.00
AMXR8813	R-TIRE 13.6-28 R1 AG Steel Bias AA	245	\$ 825.00	
AMXR8828	F-TIRE 12-16.5 R4 IN Steel Bias AA	117	\$ 342.00	\$ 23,505.00
AMXR8862	R-TIRE 17.5L-24 R4 6-PLY BIAS IND	280	\$ 883.00	
ALR8895A	F-TIRE 29x12.5-15 R3 TF Ste	73	\$ 320.00	\$ 23,345.00
ALR6802	R-TIRE 44x18-20 R3 TF Steel Bias AA	221	\$ 825.00	
ALR6818A ①	F-TIRE LSW305R343 R3 TF STL RADAL AA	116	\$ 352.00	\$ 23,503.00
ALR6819	R-TIRE LSW610R470 R3 TF STL RADAL AA	227	\$ 872.00	

** Standard tires.

① For field installation, order (12) Spring Washers 04512-60140 from Parts.

MX4700 F/DT/HST

ORDER CODE		DESCRIPTION	APPROX. SHIP WT.	SUGGESTED LIST PRICE
REMOTE HYDRAULIC VALVES				
L8303	①	Single Spool Hyd. Valve, no Detents (Requires Base with Lever Kit per each valve.)	4	\$240.00
L8304	①②	Single Spool Hyd. Valve, with Float Detent (Requires Base MX8452 with Lever Kit, 2nd position only)	5	\$302.00
MX8451		First Position Valve mounting Base Kit with 1st Lever Assembly	16	\$500.00
MX8452		Second Position Valve mounting Base Kit with 2nd Lever Assembly	7	\$248.00
MX8453		Third Position Valve mounting Base Kit with 3rd Lever Assembly	35	\$248.00
DRAFT CONTROL				
L8311B		Draft Control	25	\$462.00
DRAWBAR OPTIONS				
L8416		Swinging Drawbar Kit	100	\$198.00
L9496G		Drawbar Clevis	6	\$67.00
GRILLE GUARD				
MX8190	④	Front Grille Guard (Loader or Non-Loader applications) Holds 1-4 BL8060B Frt. Weights	50	\$275.00
REAR WORK LIGHT				
M9551		Light Kit, one light with bracket, hardware and wiring	4	\$85.00
TOP-N-TILT KIT				
L8326A*	③	Top (Cylinder) and Tilt (Cylinder) Kit (Not compatible with BH90A Backhoe.)	50	\$871.00
L8388	③	Top (Cylinder) and Tilt (Cylinder) Kit (Not compatible with BH90A Backhoe.)	50	TBA

* Subject to availability.

① Maximum three valves, any combination. Remember, for 1st valve order MX8451 Base Kit. For two valves, order MX8451 and MX8452 Base Kits, for three valves order MX8451, MX8452 and MX8453 Base Kits with Levers.

② L8304 Float Detent Valve can only be installed in Second position.

③ Requires two remote valves or three remote valves if a box scraper with hydraulic scarifier is used. Top N Tilt cylinders direct connect to remote valves.

④ MX8190 Grille guard includes mounting for 4 front weights therefore it is not compatible with M8068 Front wt. bracket.

MX4700 F/DT/HST

ORDER CODE		DESCRIPTION	APPROX. SHIP WT.	SUGGESTED LIST PRICE
CANOPY				
E1134	①	Deluxe fiberglass Canopy Requires E1136 Mounting Kit	63	\$387.00
E1136		Mounting Kit (Brackets/Hardware/Instructions)	30	\$191.00
E1138		Work Light Set for Canopy (Optional 2-Lights)	10	\$125.00
RADIATOR HEATER				
70000-82500		Radiator Heater	(Order from Parts Department)	
BLOCK HEATER				
70000-00297		Block Heater	(Order from Parts Department)	
BALLAST BOX				
L8170		Three point Ballast Box (Cat. I and II) 845 lbs capacity with dry sand (8.5 cubic feet)	155	\$449.00
FRONT WEIGHTS, WEIGHT BRACKET AND BOLT KIT				
BL8060-1	②	Front Suitcase Weight Requires 1 BL8060B Bolt Kit per Weight Maximum of 7 Weights, requires MX8068	55	\$71.00
BL8060B		Bolt Kit (1 per Weight)	1	\$2.00
MX8068		Front Weight Bracket Kit Standard on 2WD, required on 4WD	25	\$96.00
REAR WHEEL WEIGHTS AND BOLT KITS (You must order both items)				
LM8124		Rear Wheel Weight 103 lbs. each Set of 2 Weights, requires LM8125A Bolt Kit Maximum of 3 Sets. (Not compatible with Turf Tires.)	103	\$279.00
LM8125A		Bolt Kit for LM8124 Weight 1 Kit will accept 1 Set of Weights	5	\$67.00
M8121A		Bolt Kit for 2nd and 3rd Set of LM8124 Weights	3	\$21.00

① Do not fold ROPS with Canopy.

② Four Wheel Drive Models require Front Bumper (Wt. Bracket) (1) MX8068 or (1) MX8190 Grill guard to hold weights.

MX5100F/DT/HST

*** EQUIPMENT IN STANDARD MACHINE ***

DIESEL ENGINE

Model # V2403
 Turbo charged with Wastegate Valve 4
 Cyl. 148.5 cu. in.
 + 50 Net Eng. HP
 + 44 PTO HP F/DT
 +42.5 PTO HP HST
 @ 2700 Eng. rpm
 EPA Interim Tier 4 Emission Cert.
 Indirect Injection (E-TVCS)
 12V – 582 CCA Battery
 Charging Output 40 Amps

INSTRUMENTS

Tachometer/Hour Meter
 Fuel Gauge
 Charge/Oil Pressure

HYDRAULICS

Open Center — Gear Type
 Dual Pumps
 4.8 gpm Power Steering
 9.2 gpm Remote/3 Pt. Hitch
 14.0 gpm Total Hyd. Flow
 Cat II/I 3-point Hitch with cushion relief
 valve
 At lift Point 2866 lbs.
 24" Behind 2310 lbs.
 Rigid Lower Links, 2WD
 Telescoping Lower Links, 4WD
 Check Chains - 2 WD
 Stabilizers - 4WD

+ Manufacturer estimate.

FRONT AXLE

Hydrostatic Power Steering
 2WD: Tubular Steel Beam
 Adj. (Telescoping) Tread
 Spacing
 4WD: Bevel Gear
 Cast Iron
 Non-Adjustable Tread Spacing

DRIVE TRAIN

F/DT: Synchro Shuttle
 Partially Synchronized Main
 Transmission (3rd & 4th Gears)
 8F / 8R Speeds
 HST: 3-Range Transmission
 Low/Medium/High
 Cruise Control Std.
 Mech. Wet Disc Brakes
 Clutch – Single Dry Plate
 Differential Lock Std.

FLUID CAPACITY

Fuel Tank	13.2 gal
Cooling System	7.9 qts
Crankcase	8.0 qts
Transmission and Hydraulics	11.6 gal
Front Axle (DT/HST)	7.9 qts

POWER TAKE OFF

Live-Independent Hydraulic
 540 rpm Rear PTO
 @ 2700 Eng. rpm
 SAE Std 1 3/8" Six Spline

OPERATOR PLATFORM

Flat Deck w/Hanging Pedals
 High Back Seat with Adjustable
 Suspension
 Color Coded Controls

SAFETY EQUIPMENT

2-Post Foldable ROPS w/
 Retractable Seat Belt
 Flip-Up PTO Shield
 Safety Start Switches
 PTO – OPC Operator Presence
 Control Alarm
 Parking Brakes
 Electric Key Shut Off
 Turn Signals
 SMV Sign

TIRES AND WHEELS

2WD: Front 7.5L x 15 R1
 Rear 14.9 x 26 R1
 4WD: Front 9.5L x 16 R1
 Rear 14.9 x 26 R1

ORDER CODE	DESCRIPTION	APPROX. SHIP WT.	SUGGESTED LIST PRICE
---------------	-------------	---------------------	-------------------------

*** STANDARD MACHINE WITH STANDARD TIRES ***

MX5100F	2WD TRACTOR SYNCHRO-SHUTTLE 2 Post Foldable ROPS w/Seat Belt	3451	\$ 17,371.00
MX5100DT	4WD TRACTOR SYNCHRO-SHUTTLE 2 Post Foldable ROPS w/Seat Belt	3451	\$ 22,915.00
MX5100HST	4WD TRACTOR HYDROSTATIC TRANSMISSION 2 Post Foldable ROPS w/Seat Belt	3451	\$ 24,425.00

MX5100F/DT/HST

MX5100F		Price with Tire Option		
TIRES AND WHEELS (priced per piece)				
ORDER CODE	DESCRIPTION	APPROX. SHIP WT.	SUGG. LIST PRICE	SUGG. LIST
ALR8852**	F-TIRE 7.5-15 F2 Steel Bias DA	64	\$ 194.00	\$ 17,371.00
AMXR8861**	R-TIRE 14.9-26 R1 6-PLY HI PWR LUG	246	\$ 825.00	
AMR8970B	F-TIRE 9.5L-15 SL F2, 8-PLY	70	\$ 242.00	\$ 17,467.00
AMXR8861**	R-TIRE 14.9-26 R1 6-PLY HI PWR LUG	246	\$ 825.00	
ALR8852	F-TIRE 7.5-15 F2 Steel Bias DA	64	\$ 194.00	\$ 17,371.00
AMXR8813	R-TIRE 13.6-28 R1 AG Steel Bias AA	245	\$ 825.00	
AMR8970B	F-TIRE 9.5L-15 SL F2, 8-PLY	70	\$ 242.00	\$ 17,467.00
AMXR8813	R-TIRE 13.6-28 R1 AG Steel Bias AA	245	\$ 825.00	
AMXR8837	F-TIRE 29x12.5-15 R3 TF Steel Bias AA	73	\$ 311.00	\$ 17,605.00
ALR6802	R-TIRE 44x18-20 R3 TF Steel Bias AA	221	\$ 825.00	
ALR6818A ①	F-TIRE LSW305R343 R3 TF STL RADAL AA	116	\$ 352.00	\$ 17,781.00
ALR6819	R-TIRE LSW610R470 R3 TF STL RADAL AA	227	\$ 872.00	

MX5100DT		Price with Tire Option		
TIRES AND WHEELS (priced per piece)				
ORDER CODE	DESCRIPTION	APPROX. SHIP WT.	SUGG. LIST PRICE	SUGG. LIST
AMXR8860A**	F-TIRE 9.5-16 R1 AG Steel Bias CA	76	\$ 283.00	\$ 22,915.00
AMXR8861**	R-TIRE 14.9-26 R1 6-PLY HI PWR LUG	246	\$ 825.00	
AMXR8860A	F-TIRE 9.5-16 R1 AG Steel Bias CA	76	\$ 283.00	\$ 22,915.00
AMXR8813	R-TIRE 13.6-28 R1 AG Steel Bias AA	245	\$ 825.00	
AMXR8828	F-TIRE 12-16.5 R4 IN Steel Bias AA	117	\$ 342.00	\$ 23,149.00
AMXR8862	R-TIRE 17.5L-24 R4 6-PLY BIAS IND	280	\$ 883.00	
ALR8895A	F-TIRE 29x12.5-15 R3 TF Ste	73	\$ 320.00	\$ 22,989.00
ALR6802	R-TIRE 44x18-20 R3 TF Steel Bias AA	221	\$ 825.00	
ALR6818A ①	F-TIRE LSW305R343 R3 TF STL RADAL AA	116	\$ 352.00	\$ 23,147.00
ALR6819	R-TIRE LSW610R470 R3 TF STL RADAL AA	227	\$ 872.00	

MX5100HST		Price with Tire Option		
TIRES AND WHEELS (priced per piece)				
ORDER CODE	DESCRIPTION	APPROX. SHIP WT.	SUGG. LIST PRICE	SUGG. LIST
AMXR8860A**	F-TIRE 9.5-16 R1 AG Steel Bias CA	76	\$ 283.00	\$ 24,425.00
AMXR8861**	R-TIRE 14.9-26 R1 6-PLY HI PWR LUG	246	\$ 825.00	
AMXR8860A	F-TIRE 9.5-16 R1 AG Steel Bias CA	76	\$ 283.00	\$ 24,425.00
AMXR8813	R-TIRE 13.6-28 R1 AG Steel Bias AA	245	\$ 825.00	
AMXR8828	F-TIRE 12-16.5 R4 IN Steel Bias AA	117	\$ 342.00	\$ 24,659.00
AMXR8862	R-TIRE 17.5L-24 R4 6-PLY BIAS IND	280	\$ 883.00	
ALR8895A	F-TIRE 29x12.5-15 R3 TF Ste	73	\$ 320.00	\$ 24,499.00
ALR6802	R-TIRE 44x18-20 R3 TF Steel Bias AA	221	\$ 825.00	
ALR6818A ①	F-TIRE LSW305R343 R3 TF STL RADAL AA	116	\$ 352.00	\$ 24,657.00
ALR6819	R-TIRE LSW610R470 R3 TF STL RADAL AA	227	\$ 872.00	

** Standard tires.

① For field installation, order (12) Spring Washers 04512-60140 from Parts

MX5100F/DT/HST

ORDER CODE	DESCRIPTION	APPROX. SHIP WT.	SUGGESTED LIST PRICE
REMOTE HYDRAULIC VALVES			
L8303	① Single Spool Hyd. Valve, no Detents (Requires Base with Lever Kit per each valve.)	4	\$240.00
L8304	①② Single Spool Hyd. Valve, with Float Detent (Requires Base MX8452 with Lever Kit, 2nd position only)	5	\$302.00
MX8451	First Position Valve mounting Base Kit with 1st Lever Assembly	16	\$500.00
MX8452	Second Position Valve mounting Base Kit with 2nd Lever Assembly	7	\$248.00
MX8453	Third Position Valve mounting Base Kit with 3rd Lever Assembly	35	\$248.00
DRAFT CONTROL			
L8311B	Draft Control	25	\$462.00
DRAWBAR OPTIONS			
L8416	Swinging Drawbar Kit	100	\$198.00
L9496G	Drawbar Clevis	6	\$67.00
GRILLE GUARD			
MX8190	④ Front Grille Guard (Loader or Non-Loader applications) Holds 1-4 BL8060B Frt. Weights	50	\$275.00
REAR WORK LIGHT			
M9551	Light Kit, one light with bracket, hardware and wiring	4	\$85.00
TOP-N-TILT KIT			
L8326A*	③ Top (Cylinder) and Tilt (Cylinder) Kit (Not compatible with BH90A Backhoe.)	50	\$871.00
L8388	③ Top (Cylinder) and Tilt (Cylinder) Kit (Not compatible with BH90A Backhoe.)	50	TBA

* Subject to availability.

- ① Maximum three valves, any combination. Remember, for 1st valve order MX8451 Base Kit. For two valves, order MX8451 and MX8452 Base Kits, for three valves order MX8451, MX8452 and MX8453 Base Kits with Levers.
- ② L8304 Float Detent Valve can only be installed in Second position only.
- ③ Requires 2 remote valves or 3 remote valves if a box scraper with hydraulic scarifier is used. Top N Tilt cylinders direct connect to remote valves.
- ④ MX8190 Grille guard is not compatible with M8068 Front wt. bracket, both hold weights.

MX5100F/DT/HST

ORDER CODE	DESCRIPTION	APPROX. SHIP WT.	SUGGESTED LIST PRICE
CANOPY			
E1134	① Deluxe fiberglass Canopy Requires E1136 Mounting Kit	63	\$387.00
E1136	Mounting Kit (Brackets/Hardware/Instructions)	30	\$191.00
E1138	Work Light Set for Canopy (Optional 2-Lights)	10	\$125.00
RADIATOR HEATER			
	70000-82500 Radiator Heater	(Order from Parts Department)	
BLOCK HEATER			
	70000-00297 Block Heater	(Order from Parts Department)	
BALLAST BOX			
L8170	Three point Ballast Box (Cat. I and II) 845 lbs capacity with dry sand (8.5 cubic feet)	155	\$449.00
FRONT WEIGHTS, WEIGHT BRACKET AND BOLT KIT			
BL8060-1	② Front Suitcase Weight Requires 1 BL8060B Bolt Kit per Weight Maximum of 7 Weights, requires MX8068	55	\$71.00
BL8060B	Bolt Kit (1 per Weight)	1	\$2.00
MX8068	Front Weight Bracket Kit Standard on 2WD, required on 4WD	25	\$96.00
REAR WHEEL WEIGHTS AND BOLT KITS (You must order both items)			
LM8124	Rear Wheel Weight 103 lbs. each Set of 2 Weights, requires LM8125A Bolt Kit Maximum of 3 Sets. (Not compatible with Turf Tires.)	103	\$279.00
LM8125A	Bolt Kit for LM8124 Weight 1 Kit will accept 1 Set of Weights	5	\$67.00
M8121A	Bolt Kit for 2nd and 3rd Set of LM8124 Weights	3	\$21.00

① Do not fold ROPS with Canopy.

② Four Wheel Drive models require Front Wt. Bracket (1) MX8068 or MX8190 Grill Guard to hold weights

M5640SU / SUD

*** EQUIPMENT IN STANDARD MACHINE ***

DIESEL ENGINE

Model # V2403
4 Cyl. 148.5 cu. in.
+ 56 Net Eng. HP
+ 50 PTO HP
@ 2700 Eng. rpm
EPA Emission Certified
Interim Tier IV
12V - 582 CCA
Battery Charging Output 40 amps

HYDRAULICS / HITCH / DRAWBAR

Open Center -- Gear Type Dual
Pumps
6.1 gpm Power Steering
11.0 gpm Remotes / 3 Pt. Hitch
17.1 gpm Total
Cat I/II 3-point Hitch
Position Control (no draft control)
At lift Point 4200 lbs.
24" Behind 3307 lbs.
Stabilizer Links
Swinging Drawbar

FRONT AXLE

2WD: Hydrostatic Power Steering
Tubular Steel Beam
Adj. (Telescoping) Tread Spacing
4WD: Bevel Gear
Cast Iron
Adj. (Rim) Tread Spacing

DRIVE TRAIN

Four Speed Partially
Synchronized (3rd-4th)
4F/ 4R Synchro-Shuttle
8F/ 4R Speeds
Planetary Final Drives
Rear Differential Lock

FLUID CAPACITY

Fuel Tank (ROPS)	13.1 gal.
Cooling System	7.4 qts.
Crankcase	7.6 qts.
Transmission and Hydraulics	10.6 gal.
Front Axle	8.5 qts.

INSTRUMENTS

Tachometer/Hour meter
Oil Pressure
Fuel Gauge
Coolant Temperature

POWER TAKE OFF

Live-Independent Hyd. PTO
SAE 1 3/8" Six Spline
540 rpm @ 2295 Eng. rpm

LIGHTING

2 Headlights - Tail lights
2 Hazard Flasher Lights with Turn
Signals

SAFETY EQUIPMENT

2-Post Foldable ROPS with
Retractable Seat Belt
Flip-Up PTO Shield
Safety Start Switches (Shuttle
Lever and PTO Lever)
Manual Shut Off
Wet Disc Brakes
Parking Brakes
Turn Signals
SMV Sign

TIRES AND WHEELS

2WD: Front 6.50 - 16 F2
Rear 14.9 - 28 R1
4WD: Front 8.3 - 24 R1
Rear 14.9 - 28 R

+ Manufacturer estimate.

ORDER CODE	DESCRIPTION	APPROX. SHIP WT.	SUGGESTED LIST PRICE
*** STANDARD MACHINE WITH STANDARD TIRES ***			
M5640SU	2WD TRACTOR with 2 Post Foldable ROPS	3747	\$ 20,404.00
M5640SUD	4WD TRACTOR with 2-Post Foldable ROPS	3858	\$ 24,868.00

M5640SU / SUD

M5640SU		Price with Tire Option		
TIRES AND WHEELS (priced per piece)				
ORDER CODE	DESCRIPTION	APPROX. SHIP WT.	SUGG. LIST PRICE	SUGG. LIST
MR8950**	F-TIRE 6.5-16 F2 Steel Bia	63	\$ 190.00	\$ 20,404.00
AMR8901B**	R-TIRE 14.9-28 R1 AG Steel Bias DA	255	\$ 855.00	
AMR8970C	F-TIRE 9.5L-15SL F2, 8-PLY, 4 RIB	70	\$ 234.00	\$ 20,492.00
AMR8901B	R-TIRE 14.9-28 R1 AG Steel Bias DA	255	\$ 855.00	
AMR8970C	F-TIRE 9.5L-15SL F2, 8-PLY, 4 RIB	70	\$ 234.00	\$ 20,988.00
AMR8913B	R-TIRE 16.9-28 R1 AG Steel Bias DA	299	\$ 1,103.00	
ALR8895A	F-TIRE 29x12.5-15 R3 TF Ste	73	\$ 320.00	\$ 20,722.00
AMR8979 ①	R-TIRE 21.5L-16.1 R3 TF Steel Bias DA	245	\$ 884.00	
ALR6818A ②	F-TIRE LSW305R343 R3 TF STL RADAL AA	116	\$ 352.00	\$ 21,130.00
AMR8541	R-TIRE LSW570-648 R3 6PLY SFT TRF ST	261	\$ 1,056.00	
AMR8545 ②	F-TIRE 27X9.5-15 I1	65	\$ 280.00	\$ 20,642.00
AMR8979 ③	R-TIRE 21.5L-16.1 R3 TF Steel Bias DA	245	\$ 884.00	

** Standard tires.

① Low profile turf tires.

② Not approved for loader application.

③ Not approved for Backhoe applications.

M5640SUD		Price with Tire Option		
TIRES AND WHEELS (priced per piece)				
ORDER CODE	DESCRIPTION	APPROX. SHIP WT.	SUGG. LIST PRICE	SUGG. LIST
AMR8973A**	F-TIRE 8.3-24 R1 6PLY DURA TORQUE TL	128	\$ 422.00	\$ 24,868.00
AMR8901B**	R-TIRE 14.9-28 R1 AG Steel Bias DA	255	\$ 855.00	
MR8953	F-TIRE 9.5-22R1	100	\$ 442.00	\$ 24,908.00
AMR8901B	R-TIRE 14.9-28 R1 AG Steel Bias DA	255	\$ 855.00	
MR8953	F-TIRE 9.5-22R1	100	\$ 442.00	\$ 25,404.00
AMR8913B	R-TIRE 16.9-28 R1 AG Steel Bias DA	299	\$ 1,103.00	
AMR8992	F-TIRE 12.5/80-18 R4 IN Steel Bias AA	150	\$ 659.00	\$ 25,504.00
ALR8917	R-TIRE 16.9-24 R4 IN Steel	267	\$ 936.00	
ALR8895A ①	F-TIRE 29x12.5-15 R3 TF Ste	73	\$ 320.00	\$ 24,722.00
AMR8979 ②③	R-TIRE 21.5L-16.1 R3 TF Steel Bias DA	245	\$ 884.00	

** Standard tires.

① Approved for loader application.

② Not approved for Backhoe application.

③ Low profile turf tires.

M5640SU / SUD

ORDER CODE		DESCRIPTION	APPROX. SHIP WT.	SUGGESTED LIST PRICE
M7622	①	SCD (Self Canceling Detent) First Valve with Lever	15	\$853.00
M7601	①	SCD (Self Canceling Detent) Second Position Valve with Lever	15	\$832.00
M7602	①④	FD (Float Detent) Second Position Valve with Lever	15	\$823.00
DRAWBAR CLEVIS				
M9534		Drawbar Clevis	10	\$85.00
CANOPY				
E1134	②	Deluxe fiberglass Canopy Requires E1136 Mounting Kit	63	\$387.00
E1136		Mounting Kit (Brackets/Hardware/Instructions)	30	\$191.00
E1138		Work Light Set for Canopy (Optional 2-Lights)	10	\$125.00
REAR WORK LIGHT				
M7630		One Light (Maximum 1 Light/Tractor)	4	\$85.00
FRONT AXLE 72" TREAD SPACING FOR M5640SU				
35564-62820		Tie Rod End Extension Kits, requires (2)	(Order from Parts Department)	
REAR AXLE SPACER KIT				
M9564	③	Rear Axle Spacer Kit	50	\$705.00
BLOCK HEATER (Available only from Parts)				
70000-00297		Block Heater	(Order from Parts Department)	
TOOL BOX				
M9426		Tool Box	10	\$100.00
HAND GRIP (Right Fender)				
T1060-29450		Hand Grip	(Order from Parts Department)	

① M7622 1st Valve option accepts either or both M7601 or M7602 Valves for 2nd or 3rd position, M7601, M7602 includes 2 stack or 3 stack mounting studs.

② Do not fold ROPS with canopy.

③ Rear Axle Spacer Kit provides 72" Spacing with AG tires on 2WD models.

④ M7622 First Valve is required first before adding M7602 FD Float Detent Valve.

M5640SU / SUD

ORDER CODE	DESCRIPTION	APPROX. SHIP WT.	SUGGESTED LIST PRICE
TELESCOPING LOWER LINK KIT			
M9501	Telescoping Lower Link Kit for 3 Pt. Hitch	58	\$312.00
BALLAST BOX			
M8180	Three point Ballast Box 1280 lbs capacity with dry sand (13 cubic feet)	220	\$593.00
FRONT WEIGHTS, WEIGHT BUMPER AND BOLT KIT			
M8071	Suitcase Weight (105 lbs. Each) Requires M8070 or M8075 Weight Bumper and M8074 or M8073 Bolt Kit. M8070 1-8 Weights, M8075 1-10 Weights.	105	\$85.00
M8070	④⑤ Weight Bumper (85 lbs.) Standard on 2WD M5640SU. Includes Mounting Bolt Kit. Requires M8074 Bolt/Bar Kit.	90	\$266.00
M8075	④⑤ Weight Bumper (230 lbs. each) Optional (1-10 M8071 Weights) Requires M8076 Bolt Kit.	230	\$345.00
M8076	Bolt Kit - Bumper for M8075	4	\$57.00
M8074	Bolt/Bar Kit - Weight for M8070 One Kit per 1-8 M8071 Weights	7	\$58.00
M8073	Bolt/Bar Kit - Weight for M8075 One Kit per 1-10 of M8071 Weights.	9	\$52.00
M1059	Front Weight Bracket Kit (Loader Application) Requires M8074 Bolt/Bar Kit. Holds 1-8 M8071 Suitcase Weights when LA1002 Loader is detached.	57	\$151.00

REAR WHEEL WEIGHTS AND BOLT KIT (You must order both items.)

M8126A	①	Set of 2 (164 lbs. each) Requires LM8125A Bolt Kit for 1st Set. Use with 28" diameter Steel Dish Wheels.	328	\$298.00
M8127B	②	Bolt Kit use for 2nd and 3rd set of M8126A wts., one Bolt Kit per weight set.	8	\$20.00
LM8124	①③	Set of 2 (103 lbs. each) For Standard and Low Profile wheels. 1-3 Wts. per steel dish, 1-2 wts. per Cast Iron dish. Use with 24" or 26" steel dish wheels. Requires LM8125A Bolt Kit for first set of weights.	206	\$279.00
M8121A		Bolt Kit for 2nd and 3rd Set of LM8124 Weights	3	\$21.00
LM8125A		Bolt Kit for use with 1st set LM8124 and M8126A wts.	6	\$67.00

- ① Maximum 3 weights per wheel.
- ② M8127B Bolt Kit is required to add 2nd and 3rd set of M8126A weights. Requires one M8127B per M8126A weight set.
- ③ Up to 3 weights per wheel. Use M8121A Bolt Kit to attach 2nd and 3rd set of LM8124 weights. Requires one Bolt Kit per set of additional weights. Not compatible with 24" M-Series 4WD front wheels.
- ④ Either M8070 or M8075 can be used as the option on M5640SUD models without loader.
- ⑤ Not compatible with LA1002-5R2 Loader, use M1059.

This page intentionally left blank.

M7040SUH / SUHD

*** EQUIPMENT IN STANDARD MACHINE ***

DIESEL ENGINE

Model # V3307
Turbo Charged with EGR Valve
4 Cyl. 203 cu. in.
+ 71 Net Eng. HP
+ 64 PTO HP
@ 2600 Eng. rpm
EPA Emission Certified Interim Tier IV
12V - 700 CCA Battery
Charging Output 45 amps

HYDRAULICS / HITCH / DRAWBAR

Open Center--Gear Type Dual
Pumps
6.1 gpm Power Steering
11.6 gpm Remotes / 3 Pt. Hitch 17.1
gpm Total
Cat II/I 3-point Hitch with rigid link
ends
First Remote (SCD) with self canceling
detents
Position Control (no draft control)
At lift Point 4200 lbs.
24" Behind 3307 lbs.
Stabilizer
Swinging Drawbar

FRONT AXLE

2WD: Hydrostatic Power Steering
Tubular Steel Beam
Adj. (Telescoping) Tread
Spacing
4WD: Bevel Gear
Cast Iron
Adj. (Rim) Tread Spacing

+ Manufacturer estimate.

DRIVE TRAIN

Four Speed Fully
Synchronized
8F/ 8R Hydraulic Shuttle
8F/ 8R Speeds
Planetary Final Drives
Rear Differential Lock

FLUID CAPACITY

Fuel Tank (ROPS)	18.5 gal.
Cooling System	8.5 qts.
Crankcase	11.6 qts.
Transmission and Hydraulics	11.6 gal.
Front Axle	9.0 qts.

INSTRUMENTS

Tachometer/Hour meter
Oil Pressure
Fuel Gauge
Coolant Temperature

POWER TAKE OFF

Live-Independent Hyd. PTO
SAE 1 3/8" Six Spline
540 rpm @ 2295 Eng. rpm

LIGHTING

2 Headlights - Tail lights
2 Hazard Flasher Lights
with Turn Signals

SAFETY EQUIPMENT

2-Post Foldable ROPS
with Retractable Seat Belt
Flip-Up PTO Shield
Safety Start Switches (Shuttle
Lever and PTO Lever)
PTO Operator Presence Control
(OPC) Alarm 10 seconds
Wet Disc Brakes
Parking Brakes
Turn Signals
SMV Sign

TIRES AND WHEELS

2WD: Front 9.5L - 15 F2
Rear 16.9 - 30 R1
4WD: Front 9.5 - 24 R1
Rear 16.9 - 30 R1

Tool Box - Standard

ORDER CODE	DESCRIPTION	APPROX. SHIP WT.	SUGGESTED LIST PRICE
M7040SUH	2WD TRACTOR (Hydraulic Shuttle) with 2 Post Foldable ROPS	4675	\$ 25,212.00
M7040SUHD	4WD TRACTOR (Hydraulic Shuttle) with 2-Post Foldable ROPS	4805	\$ 30,601.00

M7040SUH / SUHD

M7040SUH		Price with Tire Option		
TIRES AND WHEELS (priced per piece)				
ORDER CODE	DESCRIPTION	APPROX. SHIP WT.	SUGG. LIST PRICE	SUGG. LIST
AMR8970C**	F-TIRE 9.5L-15SL F2, 8-PLY, 4 RIB	70	\$ 234.00	\$ 25,212.00
AMR8932C**	R-TIRE 16.9-30 R1 AG Steel Bias	319	\$ 1,118.00	
AMR8970C	F-TIRE 9.5L-15SL F2, 8-PLY, 4 RIB	70	\$ 234.00	\$ 26,392.00
AMR8935D	①② R-TIRE 16.9-30 R1 DURA TORQUE TL CST	620	\$ 1,708.00	
AMR8970C	F-TIRE 9.5L-15SL F2, 8-PLY, 4 RIB	70	\$ 234.00	\$ 25,014.00
AMR8938	R-TIRE 18.4-26 R3 TF Steel Bias DA	310	\$ 1,019.00	
ALR8895A	③ F-TIRE 29x12.5-15 R3 TF Ste	73	\$ 320.00	\$ 24,916.00
AMR8979	④ R-TIRE 21.5L-16.1 R3 TF Steel Bias DA	245	\$ 884.00	
AMR8545	③ F-TIRE 27X9.5-15 I1	65	\$ 280.00	\$ 24,836.00
AMR8979	④⑤ R-TIRE 21.5L-16.1 R3 TF Steel Bias DA	245	\$ 884.00	
ALR6818A	③ F-TIRE LSW305R343 R3 TF STL RADAL AA	116	\$ 352.00	\$ 25,324.00
AMR8541	R-TIRE LSW570-648 R3 6PLY SFT TRF ST	261	\$ 1,056.00	

** Standard tires.

① Recommended for loader applications, increases base weight by approximately 600 lbs.

② For field change to the AMR8935A Cast Iron dish, it will require 16 Shoulder Lug Nuts. Order (16) 3A1 11-97810 Shoulder Lug Nuts from Parts.

③ Not approved for loader applications.

④ Not approved for Backhoe application.

⑤ Low profile turf tires.

M7040SUH / SUHD

M7040SUHD		Price with Tire Option		
TIRES AND WHEELS (priced per piece)				
ORDER CODE	DESCRIPTION	APPROX. SHIP WT.	SUGG. LIST PRICE	SUGG. LIST
AMR8955C**	F-TIRE 9.5-24 R1 6-PLY BIAS DURA TRQ	130	\$ 459.00	\$ 30,601.00
AMR8932C**	R-TIRE 16.9-30 R1 AG Steel Bias	319	\$ 1,118.00	
AMR8955C	F-TIRE 9.5-24 R1 6-PLY BIAS DURA TRQ	130	\$ 459.00	\$ 31,781.00
AMR8935D ①②	R-TIRE 16.9-30 R1 DURA TORQUE TL CST	620	\$ 1,708.00	
MR8956	F/TIRE 9.50-20 R1 6P T/T AG	98	\$ 344.00	\$ 29,949.00
MR8924B	R-TIRE 16.9-24 R1 6PLY BIAS	250	\$ 907.00	
MR8954B	F-TIRE 9.5-24 R3 TF 4PLY AL		\$ 462.00	\$ 30,409.00
AMR8938	R-TIRE 18.4-26 R3 TF Steel Bias DA	310	\$ 1,019.00	
AMR8536	F-TIRE 29x12.5-15 R3 TF StL	77	\$ 321.00	\$ 29,857.00
AMR8979 ④	R-TIRE 21.5L-16.1 R3 TF Steel Bias DA	245	\$ 884.00	
AMR8526	F-TIRE LSW305-521NHS R3 TF Steel Bias AA	113	\$ 430.00	\$ 30,419.00
AMR8541	R-TIRE LSW570-648 R3 6PLY SFT TRF ST	261	\$ 1,056.00	
AMR8993 ③	F-TIRE 14x17.5 R4 IN Steel Bias AA	168	\$ 659.00	\$ 30,637.00
ALR8917	R-TIRE 16.9-24 R4 IN Steel	267	\$ 936.00	

** Standard tires.

① Recommended for loader applications, increases base weight by approximately 600 lbs.

② Requires 16 Shouldered Lug Nuts, P/N 3A111-97810 for field installation. However, tractors ordered with the cast iron dish wheels will have the shouldered Lug Nuts installed by KTC assembly.

③ For field installation, requires (16) 36500-49410 Spring Washers. Order from Parts.

④ Not approved for Backhoe application.

M7040SUH / SUHD Dealer Installed Options

ORDER CODE	DESCRIPTION	APPROX. SHIP WT.	SUGGESTED LIST PRICE
OPTIONAL EQUIPMENT			
HYDRAULIC VALVES (Either valve fits selected lever kit)			
M7610	SCD (Self Canceling Detent)	15	\$693.00
M7611	FD (Float Detent)	13	\$684.00
LEVER KITS			
M7692	Second Position Lever Kit	4	\$140.00
M7693	Third Position Kit	5	\$140.00
DRAWBAR CLEVIS			
M9534	Drawbar Clevis	10	\$85.00
CANOPY			
E1134	<div><div>1</div>Deluxe Fiberglass Canopy Requires E1136 Mounting Kit</div>	63	\$387.00
E1136	Mounting Kit (Brackets/Hardware/Instructions)	30	\$191.00
E1138	Work Light Set for Canopy (Optional 2-Lights)	10	\$125.00
REPLACEMENT ROPS			
SFM-F70SUH	Replacement ROPS	63	\$1,000.00
REAR WORK LIGHT			
M7630	One Light (Maximum 1 Light/Tractor)	4	\$85.00
FRONT AXLE 72" TREAD SPACING FOR M7040SUH			
35564-62820	Tie Rod End Extension Kits, requires (2)	(Order from Parts Department)	
REAR AXLE SPACER KIT			
M9564	<div><div>2</div>Rear Axle Spacer Kit</div>	50	\$705.00
BLOCK HEATER (Available only from Parts)			
70000-00297	Block Heater	(Order from Parts Department)	
TRAILER ELECTRICAL COUPLER			
M9228	7-Pin Electrical Coupler	5	\$73.00
HAND GRIP (Right Fender)			
T1060-29450	Hand Grip	(Order from Parts Department)	
DOWN EXHAUST MUFFLER			
M7633	Muffler Kit	19	\$332.00

① Do not fold ROPS with canopy.

② Rear Axle Spacer Kit provides 72" Spacing with AG tires.

M7040SUH / SUHD Dealer Installed Options

ORDER CODE	DESCRIPTION	APPROX. SHIP WT.	SUGGESTED LIST PRICE
TELESCOPING LOWER LINK KIT			
M9501	Telescoping Lower Link Kit for 3 Pt. Hitch	58	\$312.00
BALLAST BOX			
M8180	Three point Ballast Box 1280 lbs capacity with dry sand (13 cubic feet)	220	\$593.00
FRONT WEIGHTS, WEIGHT BUMPER AND BOLT KIT			
M8071	Suitcase Weight (105 lbs. Each) Requires M8070 or M8075 Weight Bumper and M8074 or M8073 Bolt Kit. Capacity: M8070 1-8 Weights, M8075 1-10 Weights.	105	\$85.00
M8070	④ Weight Bumper (85 lbs.) Standard on 2WD M5640SU Includes Bolt Kit. Requires M8074 Bolt/Bar Kit.	90	\$266.00
M8075	④ Weight Bumper (230 lbs. each) Optional (1-10 M8071 Weights) Requires M8076 Bolt Kit. Standard on 2WD M7040SU	230	\$345.00
M8076	Bolt Kit - Bumper for M8075	4	\$57.00
M8074	Bolt/Bar Kit - Weight for M8070 One Kit per 1-8 M8071 Weights.	70	\$58.00
M8073	Bolt/Bar Kit - Weight for M8075 One Kit per 1-10 of M8071 Weights.	9	\$52.00
M1059	Front Weight Bracket Kit (Loader Application) Requires M8074 Bolt/Bar Kit. Required in Loader applications to mount 1-8, M8071 Suitcase Weights when LA1002 Loader is detached.	57	\$151.00
REAR WHEEL WEIGHTS AND BOLT KIT (You must order both items.)			
M8126A	① Set of 2 (164 lbs. each) Cast Iron Requires LM8125A Bolt Kit for 1st set. Use with 28" or 30" diameter Steel Dish Wheels.	328	\$298.00
M8119B	⑤ Bolt Kit for 1st set of M8126A weights on Cast Iron Wheels	3	\$27.00
M8127B	② Bolt Kit for 2nd and 3rd sets of M8126A	6	\$20.00
LM8124	③ Set of 2 (103 lbs. each) For Standard and Low Profile units. Cast Iron. Up to 3 Wts./Wheel. Use with 24" and 26" Steel Center Wheels. Requires LM8125A Bolt Kit for first set of weights.	206	\$279.00
M8121A	Bolt Kit for 2nd and 3rd sets of LM8124 wts.		\$21.00
LM8125A	Bolt Kit for 1st set of LM8124 and M8126A wts.	6	\$67.00

- ① Maximum 3 weights per wheel.
- ② M8127B Bolt Kit is required to add 2nd and 3rd set of M8126A weights. Requires one M8127B per M8126A weight set.
- ③ Up to 3 weights per wheel. Use M8121A Bolt Kit to attach 2nd and 3rd set of LM8124 weights. Requires one Bolt Kit per set of additional weights. Not compatible with 24" M-Series 4WD front wheels.
- ④ Either M8070 or M8075 can be used as the option on M5640SUD/M7040SUD/M7040SUH/SUHD models.
- ⑤ M8119B Bolt Kit, required to mount first set of M8126A weights on cast dish wheel.

This page intentionally left blank.

M5140F/FC/DT/HD/DTC/HDC

*** EQUIPMENT IN STANDARD MACHINE ***

DIESEL ENGINE

Model # V2403
Turbocharged with EGR Valve
+ 52.0 Net Eng. HP
+ 46 PTO HP
EPA Interim Tier IV Emission Certified
12V 700 CCA Battery
Charging Output 45 amps (ROPS)
Charging Output 60 amps (CAB)

HYDRAULICS / HITCH / DRAWBAR

Open Center Gear Type
First Remote (SCD) with Self
Canceling Detents
6.1 gpm Power Steering
11.0 gpm Remotes / 3 Pt. Hitch
@ 2770 psi
17.2 gpm Total
Cat II 3-point Hitch
At lift Point 4,200 lbs.
24" Behind 3,307 lbs.
Telescoping Lower Links
Stabilizers
Swinging Drawbar
Position Control (Draft Control Opt.)

FRONT AXLE

Hydrostatic Power Steering
2WD: Tubular Steel Beam
Adj. (Telescoping) Tread
Spacing
4WD: Bevel Gear
55 Deg. Turning Angle
Cast Iron
Adj. (Rim) Tread Spacing

DRIVE TRAIN

Four Speed Fully Synchronized
8F/8R Synchro Shuttle
8F/8R Speeds Hydraulic shuttle
Planetary Final Drives
(4WD Front & Rear Axles)
(2WD Rear Axle)
Rear Diff. Lock (ALL)

FLUID CAPACITY

Fuel Tank (ROPS)	18.5 gal
Fuel Tank (Cab)	29.1 gal
Cooling System	6.6 qts
Crankcase	8.5 qts
Transmission and Hydraulics	10.6 gal
Front Axle (4WD)	8.5 qts

INSTRUMENTS

Tachometer/Hour meter
Oil Pressure
Fuel Gauge
Coolant Temperature

POWER TAKE OFF

Live-Independent Hyd. PTO
SAE 1 3/8" Six Spline
540 rpm @ 2160 Eng. rpm

LIGHTING

2 Headlights w/sidelights
2 Tail lights
2 Hazard Flasher Lights with
Turn Signals (ROPS)
4 Hazard Flasher Lights with Turn
Signals (CAB)
7 Pin Electrical Trailer Connector

SAFETY EQUIPMENT

Flip-Up PTO Shield
Safety Start Switches
PTO – OPC (Operator Presence
Control, Alarm 10 seconds)
Electric Key Shut Off
Mechanical Wet Disc Brakes
Parking Brakes
Turn Signals
SMV Sign

ROPS MODELS

2-Post Foldable ROPS
Retractable seatbelt

CAB MODELS (Ultra Grand Cab)

Integral Factory ROPS Certified
Retractable Seat Belt
Flat Deck
Grammer Deluxe Seat with Armrests
Tinted Glass
Dual Level Air Conditioning & Heater
New Electric A/C Controls
Front Wiper w/Washer – 2 Speed
Radio Ready, includes 2-speakers,
antenna and wiring harness
Left & Right Side Exterior Mirrors
2 - Front Work Lights
2 - Rear Work Lights
2 Doors, Frameless all glass
Left & Right Side Steps
Sun Visor
Tilt Steering Wheel
Interior Dome Light
Accessory Plug 12V - 15 Amp with 3
Pin 30 Amp Coupler
Cup Holder
Ashtray
Horn

TIRES AND WHEELS

2WD: Front 9.5L - 15 F2
Rear 14.9 x 28 R1
4WD: Front 9.5 x 24 R1
Rear 14.9 x 28 R1

+ Manufacturer estimate.

M5140F/FC/DT/HD/DTC/HDC

ORDER CODE	DESCRIPTION	APPROX. SHIP WT.	SUGGESTED LIST PRICE
*** STANDARD MACHINE ***			
M5140F*	2WD Utility Tractor (Synchro-Shuttle) with 2 Post foldable ROPS	4245	\$ 22,540.00
M5140FC*	2WD Utility Cab Tractor (Synchro-Shuttle) with Ultra Grand Cab	4850	\$ 31,492.00
M5140DT*	4WD Utility Tractor (Synchro-Shuttle) with 2 Post foldable ROPS	4553	\$ 26,824.00
M5140HD*	4WD Utility Tractor (Hydraulic Shuttle) with 2 Post foldable ROPS	4553	\$ 28,197.00
M5140DTC*	4WD Utility Cab Tractor (Synchro-Shuttle) with Ultra Grand Cab	5159	\$ 35,850.00
M5140HDC*	4WD Utility Cab Tractor (Hydraulic Shuttle) with Ultra Grand Cab	5159	\$ 37,250.00

M5140F*		Price with Tire Option		
TIRES AND WHEELS (priced per piece)		APPROX. SHIP WT.	SUGG. LIST PRICE	SUGG. LIST
ORDER CODE	DESCRIPTION			
AMR8970C**	F-TIRE 9.5L-15SL F2, 8-PLY, 4 RIB	70	\$ 234.00	\$ 22,540.00
AMR8901B**	R-TIRE 14.9-28 R1 AG Steel Bias DA	255	\$ 855.00	
MR8950	F-TIRE 6.5-16 F2 Steel Bia	63	\$ 190.00	\$ 22,452.00
AMR8901B	R-TIRE 14.9-28 R1 AG Steel Bias DA	255	\$ 855.00	
AMR8970C	F-TIRE 9.5L-15SL F2, 8-PLY, 4 RIB	70	\$ 234.00	\$ 23,036.00
AMR8913B	R-TIRE 16.9-28 R1 AG Steel Bias DA	299	\$ 1,103.00	
ALR8895A	①② F-TIRE 29x12.5-15 R3 TF Ste	73	\$ 320.00	\$ 22,770.00
AMR8979	③ R-TIRE 21.5L-16.1 R3 TF Steel Bias DA	245	\$ 884.00	
AMR8545	F-TIRE 27X9.5-15 I1	65	\$ 280.00	\$ 22,690.00
AMR8979	③ R-TIRE 21.5L-16.1 R3 TF Steel Bias DA	245	\$ 884.00	
ALR6818A	① F-TIRE LSW305R343 R3 TF STL RADAL AA	116	\$ 352.00	\$ 23,178.00
AMR8541	R-TIRE LSW570-648 R3 6PLY SFT TRF ST	261	\$ 1,056.00	

** Standard tires.

* Subject to availability.

① Not approved for loader application.

② Front end is approximately 2 degrees, nose up. Use AMR8545 (27 x 9.5 -15) to level the front end if desired.

③ Not approved for Backhoe application.

M5140F/FC/DT/HD/DTC/HDC

M5140FC*		Price with Tire Option		
TIRES AND WHEELS (priced per piece)				
ORDER CODE	DESCRIPTION	APPROX. SHIP WT.	SUGG. LIST PRICE	SUGG. LIST
AMR8970C**	F-TIRE 9.5L-15SL F2, 8-PLY, 4 RIB	70	\$ 234.00	\$ 31,492.00
AMR8901B**	R-TIRE 14.9-28 R1 AG Steel Bias DA	255	\$ 855.00	
MR8950	F-TIRE 6.5-16 F2 Steel Bia	63	\$ 190.00	\$ 31,404.00
AMR8901B	R-TIRE 14.9-28 R1 AG Steel Bias DA	255	\$ 855.00	
AMR8960A	F-TIRE 7.5-16 F2 CHAMPION GUIDE GRIP	64	\$ 334.00	\$ 32,188.00
AMR8913B	R-TIRE 16.9-28 R1 AG Steel Bias DA	299	\$ 1,103.00	
AMR8970C	F-TIRE 9.5L-15SL F2, 8-PLY, 4 RIB	70	\$ 234.00	\$ 31,988.00
AMR8913B	R-TIRE 16.9-28 R1 AG Steel Bias DA	299	\$ 1,103.00	
ALR8895A	①② F-TIRE 29x12.5-15 R3 TF Ste	73	\$ 320.00	\$ 31,722.00
AMR8979	③ R-TIRE 21.5L-16.1 R3 TF Steel Bias DA	245	\$ 884.00	
AMR8545	F-TIRE 27X9.5-15 I1	65	\$ 280.00	\$ 31,642.00
AMR8979	③ R-TIRE 21.5L-16.1 R3 TF Steel Bias DA	245	\$ 884.00	
ALR6818A	① F-TIRE LSW305R343 R3 TF STL RADAL AA	116	\$ 352.00	\$ 32,130.00
AMR8541	R-TIRE LSW570-648 R3 6PLY SFT TRF ST	261	\$ 1,056.00	

M5140DT*		Price with Tire Option		
TIRES AND WHEELS (priced per piece)				
ORDER CODE	DESCRIPTION	APPROX. SHIP WT.	SUGG. LIST PRICE	SUGG. LIST
AMR8955C**	F-TIRE 9.5-24 R1 6-PLY BIAS DURA TRQ	130	\$ 459.00	\$ 26,824.00
AMR8901B**	R-TIRE 14.9-28 R1 AG Steel Bias DA	255	\$ 855.00	
AMR8955C	F-TIRE 9.5-24 R1 6-PLY BIAS DURA TRQ	130	\$ 459.00	\$ 27,320.00
AMR8913B	R-TIRE 16.9-28 R1 AG Steel Bias DA	299	\$ 1,103.00	
AMR8526	F-TIRE LSW305-521NHS R3 TF Steel Bias AA	113	\$ 430.00	\$ 27,168.00
AMR8541	R-TIRE LSW570-648 R3 6PLY SFT TRF ST	261	\$ 1,056.00	
AMR8808	F-TIRE 12.5/80-18 R4 IN Steel Bias AA	159	\$ 659.00	\$ 27,386.00
ALR8917	R-TIRE 16.9-24 R4 IN Steel	267	\$ 936.00	

M5140HD*		Price with Tire Option		
TIRES AND WHEELS (priced per piece)				
ORDER CODE	DESCRIPTION	APPROX. SHIP WT.	SUGG. LIST PRICE	SUGG. LIST
AMR8955C**	F-TIRE 9.5-24 R1 6-PLY BIAS DURA TRQ	130	\$ 459.00	\$ 28,197.00
AMR8901B**	R-TIRE 14.9-28 R1 AG Steel Bias DA	255	\$ 855.00	
AMR8955C	F-TIRE 9.5-24 R1 6-PLY BIAS DURA TRQ	130	\$ 459.00	\$ 28,693.00
AMR8913B	R-TIRE 16.9-28 R1 AG Steel Bias DA	299	\$ 1,103.00	
AMR8526	F-TIRE LSW305-521NHS R3 TF Steel Bias AA	113	\$ 430.00	\$ 28,541.00
AMR8541	R-TIRE LSW570-648 R3 6PLY SFT TRF ST	261	\$ 1,056.00	
AMR8808	F-TIRE 12.5/80-18 R4 IN Steel Bias AA	159	\$ 659.00	\$ 28,759.00
ALR8917	R-TIRE 16.9-24 R4 IN Steel	267	\$ 936.00	

** Standard tires.

* Subject to availability.

① Not approved for loader application.

② Front end is approximately 2 degrees, nose up. Use AMR8545 (27 X 9.5 -15) to level the front end if desired.

③ Not approved for Backhoe application.

M5140F/FC/DT/HD/DTC/HDC

M5140DTC*				
TIRES AND WHEELS (priced per piece)			Price with Tire Option	
ORDER CODE	DESCRIPTION	APPROX. SHIP WT.	SUGG. LIST PRICE	SUGG. LIST
AMR8955C**	F-TIRE 9.5-24 R1 6-PLY BIAS DURA TRQ	130	\$ 459.00	\$ 35,850.00
AMR8901B**	R-TIRE 14.9-28 R1 AG Steel Bias DA	255	\$ 855.00	
AMR8955C	F-TIRE 9.5-24 R1 6-PLY BIAS DURA TRQ	130	\$ 459.00	\$ 36,346.00
AMR8913B	R-TIRE 16.9-28 R1 AG Steel Bias DA	299	\$ 1,103.00	
AMR8526	F-TIRE LSW305-521NHS R3 TF Steel Bias AA	113	\$ 430.00	\$ 36,194.00
AMR8541	R-TIRE LSW570-648 R3 6PLY SFT TRF ST	261	\$ 1,056.00	
AMR8808	F-TIRE 12.5/80-18 R4 IN Steel Bias AA	159	\$ 659.00	\$ 36,412.00
ALR8917	R-TIRE 16.9-24 R4 IN Steel	267	\$ 936.00	

M5140HDC*				
TIRES AND WHEELS (priced per piece)			Price with Tire Option	
ORDER CODE	DESCRIPTION	APPROX. SHIP WT.	SUGG. LIST PRICE	SUGG. LIST
AMR8955C**	F-TIRE 9.5-24 R1 6-PLY BIAS DURA TRQ	130	\$ 459.00	\$ 37,250.00
AMR8901B**	R-TIRE 14.9-28 R1 AG Steel Bias DA	255	\$ 855.00	
AMR8955C	F-TIRE 9.5-24 R1 6-PLY BIAS DURA TRQ	130	\$ 459.00	\$ 37,746.00
AMR8913B	R-TIRE 16.9-28 R1 AG Steel Bias DA	299	\$ 1,103.00	
AMR8526	F-TIRE LSW305-521NHS R3 TF Steel Bias AA	113	\$ 430.00	\$ 37,594.00
AMR8541	R-TIRE LSW570-648 R3 6PLY SFT TRF ST	261	\$ 1,056.00	
AMR8808	F-TIRE 12.5/80-18 R4 IN Steel Bias AA	159	\$ 659.00	\$ 37,812.00
ALR8917	R-TIRE 16.9-24 R4 IN Steel	267	\$ 936.00	

- ** Standard tires.
- * Subject to availability.

M5140F/FC/DT/HD/DTC/HDC

ORDER CODE		DESCRIPTION	APPROX. SHIP WT.	SUGGESTED LIST PRICE
HYDRAULIC VALVES (All Models)				
M7610	①	SCD (Self Canceling Detent) ROPS & Cab Models	15	\$693.00
M7611	①	FD (Float Detent) ROPS & Cab Models	13	\$684.00
REMOTE VALVE LEVER KITS				
M7612	②	2nd Position (ROPS)	4	\$140.00
M7613	②	3rd Position (ROPS Models)	5	\$140.00
M7620	②	2nd Position (Cab Models)	4	\$140.00
M7621	②	3rd Position (Cab Models)	3	\$140.00
DRAWBAR CLEVIS				
M9594		Drawbar Clevis	12	\$71.00
REAR WORK LIGHT (ROPS Models)				
M7630		One Light (Maximum 1 Light/Tractor)	3	\$85.00
CANOPY				
E1134	③	Deluxe Fiberglass Canopy (ROPS Models) Requires E1136 Mounting Kit	63	\$387.00
E1136		Mounting Kit (Brackets/Hardware/Instructions)	30	\$191.00
E1138		Work Light Set for Canopy (optional 2-lights)	10	\$125.00
SPACER KIT				
M9564	④	Rear Axle Spacer Kit	50	\$705.00
BLOCK HEATER (Available only from Parts)				
70000-00297		Block Heater	(Order from Parts Department)	
DRAFT CONTROL				
M8377	⑤	Draft Control	13	\$273.00

- ① Order choice of Valves, either type valve can be used in the 2nd or 3rd Position. Requires appropriate Lever Kit.
- ② As stated in ①, you must order the appropriate Lever Kit. The Lever Kits are separate from the valves to allow the proper application sequence of SCD and/or FD Valves for a particular application.
- ③ Do not fold ROPS with Canopy installed.
- ④ Rear Axle Spacer Kit provides 72" spacing with AG tires.
- ⑤ Dealer installed.

M5140F/FC/DT/HD/DTC/HDC

ORDER CODE	DESCRIPTION	APPROX. SHIP WT.	SUGGESTED LIST PRICE
GRILLE GUARD			
M1871A	① Grille Guard (loader & non-loader applications)	83	\$196.00
M1876A	② Grille Guard (loader & non-loader applications)	61	\$196.00
CAB OPTIONS			
M7649	Rear Window Wiper Kit with washer	5	\$233.00
E9299A	Ⓐ AM/FM Radio with MP3 Port and 7-Channel Weather Band.	4	\$310.00
E9276B	Ⓐ AM/FM Radio CD/MP3 Player with 7-Channel Weather Band.	4	\$440.00
M9270	Air Ride Seat Suspension Kit	40	\$506.00
3C581-97010	Monitor Bracket, universal type attaches to the right side Cab post.	Order from Parts Department	
77700-01098	12V/3-Pin 30 Amp Coupler Pigtail, 12" Long	Order from Parts Department	

Ⓐ Radios have a 2-year warranty.

① M1871 Grille Guard is compatible with M1875 Front Weight Bracket.

② M1876 Grille Guard is compatible with M8075 Front Weight Bumper.

M5140F/FC/DT/HD/DTC/HDC

ORDER CODE	DESCRIPTION	APPROX. SHIP WT.	SUGGESTED LIST PRICE
------------	-------------	------------------	----------------------

REPLACEMENT CAB

Field installation required. Attachment system, lights, electrical harness, glass, control levers, roof and headliner, dash tower, steering column, and pedals are included. Note: Some components from old cab need to be installed into new cab, i.e., steering wheel, seat, dash, acceleration pedal, floor mat, floor pan. HDC, Hydraulic Shuttle models requires different clutch pedal and shuttle lever components. Use old if okay, otherwise order new.

M7050	Replacement Ultra Grand Cab, M5140FC/DTC	1055	\$8,846.00
M7051	Replacement Ultra Grand Cab, M5140HDC	1055	\$8,846.00

BALLAST BOX

M8180	Three point ballast box (Cat. I and II) 1280 lb. capacity w/dry sand (13 cubic feet)	220	\$593.00
-------	---	-----	----------

FRONT WEIGHTS, WEIGHT BUMPER AND BOLT KITS

M8071	Suitcase Weight (105 lbs. each) Requires M1875A or M8075 Weight Bumper and M8074 or M8073 Bolt/Bar Kit.	104	\$85.00
M8073	Bolt/Bar Kit - Weight(s) One Bolt/Bar Kit per 1-10 M8071 Weights on M8075	9	\$52.00
M8074	Bolt/Bar Kit - Weight(s) One Bolt/Bar Kit per 1-7 M8071 Weights on M1875A	7	\$58.00
M8075	② Weight Bumper (230 lbs. each) Holds 1-10 Wts Requires (1) M8076 Bolt Kit (Std on 2WD Models) Not approved for Front Loader applications on 4WD models. Compatible with M1876 Grille Guard	223	\$345.00
M8076	Bolt Kit - Bumper	4	\$57.00
M1875A	① Weight Bracket (59 lbs) for 1-7 M8071 Weights Approved for Loader application. Requires M8074 Bolt/Bar Kit	64	\$211.00

REAR WHEEL WEIGHTS AND BOLT KIT (You must order both items.)

M8126A	③ Rear Wheel Weights, set of 2 (164 lbs. each) Requires M8127B Bolt Kits Use with 28" diameter Wheels.	328	\$298.00
M8127B	④ Bolt Kit for 2nd and 3rd set of M8126A wts, one Bolt Kit per weight set.	6	\$20.00
LM8124	⑤ Rear Wheel Weight, set of 2 (103 lbs. each) Requires LM8125A Bolt Kit. Use with 24" and 26" diameter Steel Disc Wheels.	206	\$279.00
M8121A	⑤ Bolt Kit for 2nd and 3rd set of LM8124 wts. on Steel Disc Wheels (1 bolt kit per set of wts.)	9	\$21.00
LM8125A	Bolt Kit for 1st set of LM8124 and M8126A.	6	\$67.00

- ① M1871 Grille Guard is compatible with M1875A Front Weight Bracket.
- ② M1876 Grille Guard is compatible with M8075 Front Weight Bumper.
- ③ Maximum 3 weights per wheel.
- ④ M8127B Bolt Kit is required to add the 2nd or 3rd set of M8126A weights. Requires one M8127B per M8126A weight set.
- ⑤ Up to 3 weights per wheel. Use M8121A bolt kit to attach the 2nd and 3rd set of LM8124 weights, requires one bolt kit per set of weights. Not compatible with 24" M-Series front wheels.

M6040F(-1)/FC(-1)/DT(-1)/HD(-1)/DTC(-1)/HDC(-1)

*** EQUIPMENT IN STANDARD MACHINE ***

DIESEL ENGINE

Model # V3307-DI
Turbocharged with EGR Valve
+ 63 Net Eng. HP
+ 56 PTO HP
EPA Interim Tier IV Emission Certified
12V 700 CCA Battery
Charging Output 45 amps (ROPS)
Charging Output 60 amps (CAB)

HYDRAULICS / HITCH / DRAWBAR

Open Center Gear Type
First Remote (SCD) with Self
Canceling Detents
6.1 gpm Power Steering
11.0 gpm Remotes / 3 Pt. Hitch
@ 2770 psi
17.1 gpm Total
Cat II 3-point Hitch
At lift Point 4,200 lbs.
24" Behind 3,307 lbs.
Telescoping Lower Links
Stabilizers
Swinging Drawbar

FRONT AXLE

Hydrostatic Power Steering
2WD: Tubular Steel Beam
Adj. (Telescoping) Tread
Spacing
4WD: Bevel Gear
55 degree turning angle
Cast Iron
Adj. (Rim) Tread Spacing

DRIVE TRAIN

Four Speed Fully Synchronized
8F/8R Synchro Shuttle
8F/8R Speeds Hydraulic shuttle
Cassette Type Creep Speed option
Planetary Final Drives
(4WD Front & Rear Axles)
(2WD Rear Axle)
Rear Diff. Lock (ALL)

FLUID CAPACITY

Fuel Tank (ROPS)	18.5 gal
Fuel Tank (Cab)	29.1 gal
Cooling System	6.6 qts
Crankcase	8.5 qts
Transmission and Hydraulics	10.6 gal
Front Axle (4WD)	8.5 qts

INSTRUMENTS

Tachometer/Hour meter
Oil Pressure
Fuel Gauge
Coolant Temperature

POWER TAKE OFF

Live-Independent Hyd. PTO
SAE 1 3/8" Six Spline
540 rpm @ 2160 Eng. rpm

LIGHTING

2 Headlights w/sidelights
2 Tail lights
2 Hazard Flasher Lights with
Turn Signals (ROPS)
4 Hazard Flasher Lights with Turn
Signals (CAB)
7 Pin Electrical Trailer Connector

SAFETY EQUIPMENT

Flip-Up PTO Shield
Safety Start Switches
PTO – OPC (Operator Presence
Control, Alarm 10 seconds)
Mechanical Electric Key Shut Off
Wet Disc Brakes
Parking Brakes
Turn Signals
SMV Sign

ROPS MODEL

2-Post Foldable ROPS with
Retractable Seat Belt

CAB (Ultra Grand Cab)

Integral Factory ROPS Certified
Retractable Seat Belt
Flat Deck
Grammer Deluxe Seat with Armrests
Tinted Glass
Dual Level Air Conditioning & Heater
New Electric A/C Controls
Front Wiper w/Washer – 2 Speed
Radio Ready, includes 2-speakers,
antenna and wiring harness
Left & Right Side Exterior Mirrors
2 - Front Work Lights
2 - Rear Work Lights
2 Doors, Frameless all glass
Left & Right Side Steps
Sun Visor
Tilt Steering Wheel
Interior Dome Light
Accessory Plug 12V - 15 Amp
12 Volt 3-Pin 30 Amp Coupler
Cup Holder
Ashtray
Horn (-1 Cab models)

TIRES AND WHEELS

2WD: Front 9.5L – 15 F2
Rear 16.9 x 28 R1
4WD: Front 9.5 x 24 R1
Rear 16.9 x 28 R1

+ Manufacturer estimate.

M6040F(-1)/FC(-1)/DT(-1)/HD(-1)/DTC(-1)/HDC(-1)

ORDER CODE	DESCRIPTION	APPROX. SHIP WT.	SUGGESTED LIST PRICE
* * * STANDARD MACHINE WITH STANDARD TIRES* * *			
M6040F-1*	2WD Utility Tractor (Synchro-Shuttle) with 2 Post foldable ROPS	4650	\$ 24,926.00
M6040FC-1*	2WD Utility Cab Tractor (Synchro-Shuttle) with Ultra Grand Cab	4785	\$ 33,914.00
M6040DT-1*	4WD Utility Tractor (Synchro-Shuttle) with 2 Post foldable ROPS	4785	\$ 29,245.00
M6040HD-1*	4WD Utility Tractor (Hydraulic Shuttle) with 2 Post foldable ROPS	4785	\$ 30,618.00
M6040DTC-1*	4WD Utility Cab Tractor (Synchro-Shuttle) with Ultra Grand Cab	5445	\$ 38,310.00
M6040HDC-1*	4WD Utility Cab Tractor (Hydraulic Shuttle) with Ultra Grand Cab	5445	\$ 39,710.00

* Subject to availability.

KUBOTA

M6040F(-1)/FC(-1)/DT(-1)/HD(-1)/DTC(-1)/HDC(-1)

M6040F-1*		Price with Tire Option		
TIRES AND WHEELS (priced per piece)				
ORDER CODE	DESCRIPTION	APPROX. SHIP WT.	SUGG. LIST PRICE	SUGG. LIST
AMR8970C**	F-TIRE 9.5L-15SL F2, 8-PLY, 4 RIB	70	\$ 234.00	\$ 24,926.00
AMR8913B**	R-TIRE 16.9-28 R1 AG Steel Bias DA	299	\$ 1,103.00	
MR8950	F-TIRE 6.5-16 F2 Steel Bia	63	\$ 190.00	\$ 24,342.00
AMR8901B	R-TIRE 14.9-28 R1 AG Steel Bias DA	255	\$ 855.00	
AMR8970C	F-TIRE 9.5L-15SL F2, 8-PLY, 4 RIB	70	\$ 234.00	\$ 24,430.00
AMR8901B	R-TIRE 14.9-28 R1 AG Steel Bias DA	255	\$ 855.00	
ALR8895A ①②	F-TIRE 29x12.5-15 R3 TF Ste	73	\$ 320.00	\$ 24,660.00
AMR8979 ③	R-TIRE 21.5L-16.1 R3 TF Steel Bias DA	245	\$ 884.00	
AMR8545 ①	F-TIRE 27X9.5-15 I1	65	\$ 280.00	\$ 24,580.00
AMR8979 ③	R-TIRE 21.5L-16.1 R3 TF Steel Bias DA	245	\$ 884.00	
ALR6818A ①	F-TIRE LSW305R343 R3 TF STL RADAL AA	116	\$ 352.00	\$ 25,068.00
AMR8541	R-TIRE LSW570-648 R3 6PLY SFT TRF ST	261	\$ 1,056.00	

M6040FC-1*		Price with Tire Option		
TIRES AND WHEELS (priced per piece)				
ORDER CODE	DESCRIPTION	APPROX. SHIP WT.	SUGG. LIST PRICE	SUGG. LIST
AMR8970C**	F-TIRE 9.5L-15SL F2, 8-PLY, 4 RIB	70	\$ 234.00	\$ 33,914.00
AMR8913B**	R-TIRE 16.9-28 R1 AG Steel Bias DA	299	\$ 1,103.00	
MR8950	F-TIRE 6.5-16 F2 Steel Bia	63	\$ 190.00	\$ 33,330.00
AMR8901B	R-TIRE 14.9-28 R1 AG Steel Bias DA	255	\$ 855.00	
AMR8970C	F-TIRE 9.5L-15SL F2, 8-PLY, 4 RIB	70	\$ 234.00	\$ 33,418.00
AMR8901B	R-TIRE 14.9-28 R1 AG Steel Bias DA	255	\$ 855.00	
ALR8895A ①②	F-TIRE 29x12.5-15 R3 TF Ste	73	\$ 320.00	\$ 33,648.00
AMR8979 ③	R-TIRE 21.5L-16.1 R3 TF Steel Bias DA	245	\$ 884.00	
AMR8545	F-TIRE 27X9.5-15 I1	65	\$ 280.00	\$ 33,568.00
AMR8979 ③	R-TIRE 21.5L-16.1 R3 TF Steel Bias DA	245	\$ 884.00	
ALR6818A ①	F-TIRE LSW305R343 R3 TF STL RADAL AA	116	\$ 352.00	\$ 34,056.00
AMR8541	R-TIRE LSW570-648 R3 6PLY SFT TRF ST	261	\$ 1,056.00	

** Standard tires.

* Subject to availability.

① Not approved for loader application.

② Front end is approximately 2 degrees, nose up. Use AMR8545 (27 x 9.5 -15) to level the front end if desired.

③ Not approved for Backhoe application.

M6040F(-1)/FC(-1)/DT(-1)/HD(-1)/DTC(-1)/HDC(-1)

M6040DT-1*		Price with Tire Option		
TIRES AND WHEELS (priced per piece)				
ORDER CODE	DESCRIPTION	APPROX. SHIP WT.	SUGG. LIST PRICE	SUGG. LIST
AMR8955C**	F-TIRE 9.5-24 R1 6-PLY BIAS DURA TRQ	130	\$ 459.00	\$ 29,245.00
AMR8913B**	R-TIRE 16.9-28 R1 AG Steel Bias DA	299	\$ 1,103.00	
AMR8955C	F-TIRE 9.5-24 R1 6-PLY BIAS DURA TRQ	130	\$ 459.00	\$ 28,749.00
AMR8901B	R-TIRE 14.9-28 R1 AG Steel Bias DA	255	\$ 855.00	
AMR8526	F-TIRE LSW305-521NHS R3 TF Steel Bias AA	113	\$ 430.00	\$ 29,093.00
AMR8541	R-TIRE LSW570-648 R3 6PLY SFT TRF ST	261	\$ 1,056.00	
AMR8808	F-TIRE 12.5/80-18 R4 IN Steel Bias AA	159	\$ 659.00	\$ 29,311.00
ALR8917	R-TIRE 16.9-24 R4 IN Steel	267	\$ 936.00	

M6040HD-1*		Price with Tire Option		
TIRES AND WHEELS (priced per piece)				
ORDER CODE	DESCRIPTION	APPROX. SHIP WT.	SUGG. LIST PRICE	SUGG. LIST
AMR8955C**	F-TIRE 9.5-24 R1 6-PLY BIAS DURA TRQ	130	\$ 459.00	\$ 30,618.00
AMR8913B**	R-TIRE 16.9-28 R1 AG Steel Bias DA	299	\$ 1,103.00	
AMR8955C	F-TIRE 9.5-24 R1 6-PLY BIAS DURA TRQ	130	\$ 459.00	\$ 30,122.00
AMR8901B	R-TIRE 14.9-28 R1 AG Steel Bias DA	255	\$ 855.00	
AMR8526	F-TIRE LSW305-521NHS R3 TF Steel Bias AA	113	\$ 430.00	\$ 30,466.00
AMR8541	R-TIRE LSW570-648 R3 6PLY SFT TRF ST	261	\$ 1,056.00	
AMR8808	F-TIRE 12.5/80-18 R4 IN Steel Bias AA	159	\$ 659.00	\$ 30,684.00
ALR8917	R-TIRE 16.9-24 R4 IN Steel	267	\$ 936.00	

M6040DTC-1*		Price with Tire Option		
TIRES AND WHEELS (priced per piece)				
ORDER CODE	DESCRIPTION	APPROX. SHIP WT.	SUGG. LIST PRICE	SUGG. LIST
AMR8955C**	F-TIRE 9.5-24 R1 6-PLY BIAS DURA TRQ	130	\$ 459.00	\$ 38,310.00
AMR8913B**	R-TIRE 16.9-28 R1 AG Steel Bias DA	299	\$ 1,103.00	
AMR8955C	F-TIRE 9.5-24 R1 6-PLY BIAS DURA TRQ	130	\$ 459.00	\$ 37,814.00
AMR8901B	R-TIRE 14.9-28 R1 AG Steel Bias DA	255	\$ 855.00	
AMR8526	F-TIRE LSW305-521NHS R3 TF Steel Bias AA	113	\$ 430.00	\$ 38,158.00
AMR8541	R-TIRE LSW570-648 R3 6PLY SFT TRF ST	261	\$ 1,056.00	
AMR8808	F-TIRE 12.5/80-18 R4 IN Steel Bias AA	159	\$ 659.00	\$ 38,376.00
ALR8917	R-TIRE 16.9-24 R4 IN Steel	267	\$ 936.00	

M6040HDC-1*		Price with Tire Option		
TIRES AND WHEELS (priced per piece)				
ORDER CODE	DESCRIPTION	APPROX. SHIP WT.	SUGG. LIST PRICE	SUGG. LIST
AMR8955C**	F-TIRE 9.5-24 R1 6-PLY BIAS DURA TRQ	130	\$ 459.00	\$ 39,710.00
AMR8913B**	R-TIRE 16.9-28 R1 AG Steel Bias DA	299	\$ 1,103.00	
AMR8955C	F-TIRE 9.5-24 R1 6-PLY BIAS DURA TRQ	130	\$ 459.00	\$ 39,214.00
AMR8901B	R-TIRE 14.9-28 R1 AG Steel Bias DA	255	\$ 855.00	
AMR8526	F-TIRE LSW305-521NHS R3 TF Steel Bias AA	113	\$ 430.00	\$ 39,558.00
AMR8541	R-TIRE LSW570-648 R3 6PLY SFT TRF ST	261	\$ 1,056.00	
AMR8808	F-TIRE 12.5/80-18 R4 IN Steel Bias AA	159	\$ 659.00	\$ 39,776.00
ALR8917	R-TIRE 16.9-24 R4 IN Steel	267	\$ 936.00	

** Standard tires.
* Subject to availability.

M6040F(-1)/FC(-1)/DT(-1)/HD(-1)/DTC(-1)/HDC(-1)

ORDER CODE		DESCRIPTION	APPROX. SHIP WT.	SUGGESTED LIST PRICE
HYDRAULIC VALVES				
M7610	①	SCD (Self Canceling Detent) ROPS & Cab Models	15	\$693.00
M7611	①	FD (Float Detent) ROPS & Cab Models	13	\$684.00
REMOTE VALVE LEVER KITS				
M7612	②	2nd Position (ROPS Models)	4	\$140.00
M7613	②	3rd Position (ROPS Models)	5	\$140.00
M7620	②	2nd Position (Cab Models)	4	\$140.00
M7621	②	3rd Position (Cab Models)	3	\$140.00
CREEP SPEED KIT				
M7643	③	Cassette type installation ROPS and Cab Models, requires Dealer installation.	15	\$673.00
DRAWBAR CLEVIS				
M9594		Drawbar Clevis	12	\$71.00
80 AMP HIGH CAPACITY ALTERNATOR KIT				
M7624		High Capacity Alternator Kit, ROPS Models	10	\$400.00
M7625		High Capacity Alternator Kit, Cab Models (All)	10	\$400.00
M7673		High Capacity Alternator Kit, -1 ROPS Models		\$422.00
REAR WORK LIGHT				
M7630		One Light (Maximum 1 Light/Tractor)	3	\$85.00
CANOPY				
E1134	④	Deluxe Fiberglass Canopy (ROPS Models) Requires E1136 Mounting Kit	63	\$387.00
E1136		Mounting Kit (Brackets/Hardware/Instructions)	30	\$191.00
E1138		Work Light Set for Canopy (optional 2-lights)	10	\$125.00
DOWN EXHAUST MUFFLER				
M7631		Muffler Kit (ROPS Models)	29	\$332.00
M7633		Muffler Kit (-1 ROPS Models)	19	\$332.00
REAR AXLE SPACER KIT				
M9564	⑤	Rear Axle Spacer Kit	50	\$705.00
BLOCK HEATER (Available only from Parts)				
70000-73274		Block Heater		(Order from Parts Department)

- ① Order choice of Valves, either type valve can be used in the 2nd or 3rd Position. Requires appropriate Lever Kit.
- ② As stated in ①, you must order the appropriate Lever Kit. The Lever Kits are separate from the valves to allow the proper application sequence of SCD and/or FD Valves for a particular application.
- ③ This is a cassette kit. Consult your service dept. for labor installation time, approximately 2-3 hours.
- ④ Do not fold ROPS with Canopy installed.
- ⑤ Rear Axle Spacer Kit provides 72" spacing with AG tires.

M6040F(-1)/FC(-1)/DT(-1)/HD(-1)/DTC(-1)/HDC(-1)

ORDER CODE	DESCRIPTION	APPROX. SHIP WT.	SUGGESTED LIST PRICE
GRILLE GUARD			
M1871A	① Grille Guard (loader & non-loader applications)	83	\$196.00
M1876A	② Grille Guard (loader & non-loader applications)	61	\$196.00
CAB OPTIONS			
M7649	Rear Window Wiper Kit with washer	5	\$233.00
E9299A	⑤ AM/FM Radio with MP3 Port and 7-Channel Weather Band.	4	\$310.00
E9276B	⑤ AM/FM Radio CD/MP3 Player with 7-Channel Weather Band.	4	\$440.00
M9270	Air Ride Seat Suspension Kit	40	\$506.00
M7650	③ Electric-Defogger Kit and 80 Am Alternator Includes corner and rear windows with electric grids and 80 amp alternator, hardware and instructions. (May require M9222.)	70	\$674.00
M9222	④ Wire Harness Kit	1	\$140.00
3C581-97010	Monitor Bracket, universal type, attaches to right side Cab post.	Order from Parts Department	
77700-01098	12V/3-Pin 30 Amp Coupler Pigtail, 12" Long	Order from Parts Department	

- ① M1871 Grille Guard is compatible with the M1875A Front Weight Bracket.
- ② M1876 Grille guard is compatible with the M8075 Front Bumper.
- ③ May require wiring harness, verify serial number on PIB-2006-050
- ④ Refer to PIB2007-002 R1. Required for this serial number and below,
M5040FC s/n ~ 10493, M5040DTC/HDC s/n ~ 51512, M6040FC s/n ~ 10234, M6040DTC/HDC s/n ~ 51271,
M7040FC s/n ~ 10428, M7040DTC/HDC s/n ~ 52896, M8540FC s/n ~ 10163, M8540DTC/HDC/HDC12 s/n ~ 51223, M9540FC s/n ~ 10239, M9540DTC/HDC/HDC12 s/n ~ 52521
- ⑤ Radios have a 2-year warranty.

M6040F(-1)/FC(-1)/DT(-1)/HD(-1)/DTC(-1)/HDC(-1)

ORDER CODE	DESCRIPTION	APPROX. SHIP WT.	SUGGESTED LIST PRICE
---------------	-------------	---------------------	-------------------------

REPLACEMENT CAB

Field installation required. Attachment system, lights, electrical harness, glass, control levers, roof and headliner, dash tower, steering column, and pedals are included. Note: Some components from old cab need to be installed into new cab, i.e., steering wheel, seat, dash, floor mat, floor pan. HDC, Hydraulic Shuttle models requires different clutch pedal and shuttle lever components. Use old if okay, otherwise order new.

M7050	Replacement Ultra Grand Cab for M6040FC/DTC	1055	\$8,846.00
M7051	Replacement Ultra Grand Cab for M6040HDC	1055	\$8,846.00

BALLAST BOX

M8180	Three point ballast box 1280 lb. capacity w/dry sand (13 cubic feet)	220	\$593.00
-------	---	-----	----------

FRONT WEIGHTS, WEIGHT BUMPER AND BOLT KITS

M8071	Suitcase Weight (105 lbs. Each) Requires M8075 Weight Bumper and M8073 Bolt/Bar Kit. Maximum of 10 Weights.	105	\$85.00
M8073	Bolt/Bar Kit - Weight(s) One Bolt/Bar Kit per 1-10 M8071 Weights on M8075	9	\$52.00
M8074	Bolt/Bar Kit - Weight(s) One Bolt/Bar Kit per 1-7 M8071 Weights on M1875A	7	\$58.00
M8075	①② Weight Bumper (230 lbs. Each) Std. on 2WD models. Requires (1) M8076 Bolt Kit. Not approved for front loader applications on 4WD models	230	\$345.00
M1875A	① Weight Bracket (59 lbs) (1-7) M8071 Weights compatible with M1871 Grille Guard.	64	\$211.00
M8076	Bolt Kit - Bumper	4	\$57.00

REAR WHEEL WEIGHTS AND BOLT KIT (You must order both items.)

M8126A	③ Rear Wheel Weights, set of 2 (164 lbs. each) Requires M8127B Bolt Kits. Use with 28" diameter Wheels.	328	\$298.00
M8127B	④ Bolt Kit for 2nd and 3rd set M8126A Wts on Steel Disc Wheels, one Bolt Kit per weight set.	6	\$20.00
LM8124	⑤ Rear Wheel Weight, set of 2 (103 lbs. each) Requires LM8125A Bolt Kit. Use with 24" and 26" diameter Steel Disc Wheels.	206	\$279.00
M8121A	⑤ Bolt Kit for 2nd and 3rd set of LM8124 wts. on Steel Disc Wheels (1 bolt kit per set of wts.)	9	\$21.00
LM8125A	Bolt Kit for 1st set of LM8124 and M8126A.	6	\$67.00

- ① M1871 Grille Guard is compatible with the M1875(A) Front Weight Bracket.
- ② M1876 Grille guard is compatible with the M8075 Front Bumper.
- ③ Maximum 3 weights per wheel.
- ④ M8127B Bolt Kit is required to add the 2nd or 3rd set of M8126A weights. Requires one M8127B per M8126A weight set.
- ⑤ Up to 3 weights per wheel. Use M8121A bolt kit attach the 2nd and 3rd set of LM8124 weights, requires one bolt kit per set of weights. Not compatible with 24" M-Series front wheels.

This page intentionally left blank.

M6060HFC/HD/HDC

*** EQUIPMENT IN STANDARD MACHINE ***

DIESEL ENGINE

Model # V3307-CR-TE4
CRS – Common Rail Electronic Fuel Injection
Electronic Governor Control
Turbocharged with EGR Valve
+ 63 Net Eng. HP
+ 56 PTO HP
EPA Tier IV Emission Certified
12V 700 CCA Battery
Charging Output 45 amps (ROPS)
Charging Output 60 amps (CAB)

HYDRAULICS / HITCH / DRAWBAR

Open Center Gear Type
First Remote (SCD) with Self Canceling Detents
6.1 gpm Power Steering
11.0 gpm Remotes / 3 Pt. Hitch @ 2770 psi
17.1 gpm Total
Cat II 3-point Hitch
At lift Point 4,200 lbs.
24" Behind 3,307 lbs.
Telescoping Lower Links
Stabilizers
Swinging Drawbar

FRONT AXLE

Hydrostatic Power Steering
2WD: Tubular Steel Beam
Adj. (Telescoping) Tread Spacing
4WD: Bevel Gear
55 degree turning angle
Cast Iron
Adj. (Rim) Tread Spacing

DRIVE TRAIN

Four Speed Fully Synchronized
8F/8R Speeds Hydraulic shuttle
Cassette Type Creep Speed option
Planetary Final Drives on Rear Axles
Rear Diff. Lock (ALL)

FLUID CAPACITY

Fuel Tank (ROPS)	18.5 gal
Fuel Tank (Cab)	23.8 gal
Cooling System	6.6 qts
Crankcase	8.5 qts
Transmission and Hydraulics	10.6 gal
Front Axle (4WD)	8.5 qts

INSTRUMENTS

Tachometer/Hour meter
Oil Pressure
Fuel Gauge
Coolant Temperature

POWER TAKE OFF

Live-Independent Hyd. PTO
SAE 1 3/8" Six Spline
540 rpm @ 2160 Eng. rpm

LIGHTING

2 Headlights w/sidelights
2 Tail lights
2 Hazard Flasher Lights with Turn Signals (ROPS)
4 Hazard Flasher Lights with Turn Signals (CAB)
7 Pin Electrical Trailer Connector

SAFETY EQUIPMENT

Flip-Up PTO Shield
Safety Start Switches
PTO – OPC (Operator Presence Control, Alarm 10 seconds)
Mechanical Electric Key Shut Off
Wet Disc Brakes
Parking Brakes
Turn Signals
SMV Sign

ROPS MODEL

2-Post Foldable ROPS with Retractable Seat Belt

CAB (Ultra Grand Cab)

Integral Factory ROPS Certified
Retractable Seat Belt
Flat Deck
Grammer Deluxe Seat with Armrests
Tinted Glass
Dual Level Air Conditioning & Heater
Electric A/C Controls
Front Wiper w/Washer – 2 Speed
Radio Ready, includes 2-speakers, antenna and wiring harness
Left & Right Side Exterior Mirrors
2 - Front Work Lights
2 - Rear Work Lights
2 Doors, Frameless all glass
Left & Right Side Steps
Sun Visor
Tilt Steering Wheel
Interior Dome Light
Accessory Plug 12V - 15 Amp
12 Volt 3-Pin 30 Amp Coupler
Cup Holder
Ashtray
Horn

TIRES AND WHEELS

2WD: Front 9.5L – 15 F2
Rear 16.9 x 28 R1
4WD: Front 9.5 x 24 R1
Rear 16.9 x 28 R1

+ Manufacturer estimate.

M6060HFC/HD/HDC

ORDER CODE	DESCRIPTION	APPROX. SHIP WT.	SUGGESTED LIST PRICE
*** STANDARD MACHINE WITH STANDARD TIRES***			
M6060HFC	2WD Utility Cab Tractor (Hydraulic-Shuttle) with Ultra Grand Cab	4785	\$ 37,075.00
M6060HD	4WD Utility Tractor (Hydraulic-Shuttle) with 2 Post foldable ROPS	4785	\$ 33,077.00
M6060HDC	4WD Utility Cab Tractor (Hydraulic Shuttle) with Ultra Grand Cab	5445	\$ 41,301.00

M6060HFC		Price with Tire Option		
TIRES AND WHEELS (priced per piece)		APPROX. SHIP WT.	SUGG. LIST PRICE	SUGG. LIST
ORDER CODE	DESCRIPTION			
AMR8970C**	F-TIRE 9.5L-15SL F2, 8-PLY, 4 RIB	70	\$ 234.00	\$ 37,075.00
AMR8913B**	R-TIRE 16.9-28 R1 AG Steel Bias DA	299	\$ 1,103.00	
MR8950	F-TIRE 6.5-16 F2 Steel Bia	63	\$ 190.00	\$ 36,491.00
AMR8901B	R-TIRE 14.9-28 R1 AG Steel Bias DA	255	\$ 855.00	
AMR8970C	F-TIRE 9.5L-15SL F2, 8-PLY, 4 RIB	70	\$ 234.00	\$ 36,579.00
AMR8901B	R-TIRE 14.9-28 R1 AG Steel Bias DA	255	\$ 855.00	
ALR8895A ①②	F-TIRE 29x12.5-15 R3 TF Ste	73	\$ 320.00	\$ 36,809.00
AMR8979 ③	R-TIRE 21.5L-16.1 R3 TF Steel Bias DA	245	\$ 884.00	
AMR8545	F-TIRE 27X9.5-15 I1	65	\$ 280.00	\$ 36,729.00
AMR8979 ③	R-TIRE 21.5L-16.1 R3 TF Steel Bias DA	245	\$ 884.00	
ALR6818A ①	F-TIRE LSW305R343 R3 TF STL RADAL AA	116	\$ 352.00	\$ 37,217.00
AMR8541	R-TIRE LSW570-648 R3 6PLY SFT TRF ST	261	\$ 1,056.00	

M6060HD		Price with Tire Option		
TIRES AND WHEELS (priced per piece)		APPROX. SHIP WT.	SUGG. LIST PRICE	SUGG. LIST
ORDER CODE	DESCRIPTION			
AMR8955C**	F-TIRE 9.5-24 R1 6-PLY BIAS DURA TRQ	130	\$ 459.00	\$ 33,077.00
AMR8913B**	R-TIRE 16.9-28 R1 AG Steel Bias DA	299	\$ 1,103.00	
AMR8955C	F-TIRE 9.5-24 R1 6-PLY BIAS DURA TRQ	130	\$ 459.00	\$ 32,581.00
AMR8901B	R-TIRE 14.9-28 R1 AG Steel Bias DA	255	\$ 855.00	
AMR8526	F-TIRE LSW305-521NHS R3 TF Steel Bias AA	113	\$ 430.00	\$ 32,925.00
AMR8541	R-TIRE LSW570-648 R3 6PLY SFT TRF ST	261	\$ 1,056.00	
AMR8808	F-TIRE 12.5/80-18 R4 IN Steel Bias AA	159	\$ 659.00	\$ 33,143.00
ALR8917	R-TIRE 16.9-24 R4 IN Steel	267	\$ 936.00	

** Standard tires.

① Not approved for loader application.

② Front end is approximately 2 degrees, nose up. Use AMR8545 (27 x 9.5 -15) to level the front end if desired.

③ Not approved for Backhoe application.

M6060HFC/HD/HDC

M6060HDC		Price with Tire Option		
TIRES AND WHEELS (priced per piece)				
ORDER CODE	DESCRIPTION	APPROX. SHIP WT.	SUGG. LIST PRICE	SUGG. LIST
AMR8955C**	F-TIRE 9.5-24 R1 6-PLY BIAS DURA TRQ	130	\$ 459.00	\$ 41,301.00
AMR8913B**	R-TIRE 16.9-28 R1 AG Steel Bias DA	299	\$ 1,103.00	
AMR8955C	F-TIRE 9.5-24 R1 6-PLY BIAS DURA TRQ	130	\$ 459.00	\$ 40,805.00
AMR8901B	R-TIRE 14.9-28 R1 AG Steel Bias DA	255	\$ 855.00	
AMR8526	F-TIRE LSW305-521NHS R3 TF Steel Bias AA	113	\$ 430.00	\$ 41,149.00
AMR8541	R-TIRE LSW570-648 R3 6PLY SFT TRF ST	261	\$ 1,056.00	
AMR8808	F-TIRE 12.5/80-18 R4 IN Steel Bias AA	159	\$ 659.00	\$ 41,367.00
ALR8917	R-TIRE 16.9-24 R4 IN Steel	267	\$ 936.00	

** Standard tires.

M6060HFC/HD/HDC

ORDER CODE		DESCRIPTION	APPROX. SHIP WT.	SUGGESTED LIST PRICE
HYDRAULIC VALVES				
M7604	①	SCD (Self Canceling Detent) ROPS Models	15	\$693.00
M7605	①	FD (Float Detent) ROPS Models	15	\$684.00
M7610	①	SCD (Self Canceling Detent) Cab Models	15	\$693.00
M7611	①	FD (Float Detent) Cab Models	13	\$684.00
REMOTE VALVE LEVER KITS				
M7607	②	2nd Position (ROPS Models)	4	\$140.00
M7608	②	3rd Position (ROPS Models)	5	\$140.00
M7687	②	2nd Position (Cab Models)	4	\$140.00
M7688	②	3rd Position (Cab Models)	3	\$140.00
CREEP SPEED KIT				
M7691	③	Cassette type installation ROPS Models Dealer Installed Option.	15	\$673.00
DRAWBAR CLEVIS				
M9594		Drawbar Clevis	12	\$71.00
100 AMP HIGH CAPACITY ALTERNATOR KIT				
M7965		High Capacity Alternator Kit, Cab and ROPS Models (All)	10	\$504.00
REAR WORK LIGHT				
M7630		One Light (Maximum 1 Light/Tractor)	3	\$85.00
CANOPY				
E1134	④	Deluxe Fiberglass Canopy (ROPS Models) Requires E1136 Mounting Kit	63	\$387.00
E1136		Mounting Kit (Brackets/Hardware/Instructions)	30	\$191.00
E1138		Work Light Set for Canopy (optional 2-lights)	10	\$125.00
DOWN EXHAUST MUFFLER				
M7956		Muffler Kit (ROPS Models)	29	\$332.00
REAR AXLE SPACER KIT				
M9564	⑤	Rear Axle Spacer Kit	50	\$705.00
BLOCK HEATER (Available only from Parts)				
70000-73274		Block Heater	(Order from Parts Department)	

- ① Order choice of Valves, either type valve can be used in the 2nd or 3rd Position. Requires appropriate Lever Kit.
- ② As stated in ①, you must order the appropriate Lever Kit. The Lever Kits are separate from the valves to allow the proper application sequence of SCD and/or FD Valves for a particular application.
- ③ This is a cassette kit. Consult your service dept. for labor installation time, approximately 2-3 hours.
- ④ Do not fold ROPS with Canopy installed.
- ⑤ Rear Axle Spacer Kit provides 72" spacing with AG tires.

M6060HFC/HD/HDC

ORDER CODE	DESCRIPTION	APPROX. SHIP WT.	SUGGESTED LIST PRICE
GRILLE GUARD			
M1871A	① Grille Guard (loader & non-loader applications)	83	\$196.00
M1876A	② Grille Guard (loader & non-loader applications)	61	\$196.00
CAB OPTIONS			
M7649	Rear Window Wiper Kit with washer	5	\$233.00
E9299A	④ AM/FM Radio with MP3 Port and 7-Channel Weather Band.	4	\$310.00
E9276B	④ AM/FM Radio CD/MP3 Player with 7-Channel Weather Band.	4	\$440.00
M9270	Air Ride Seat Suspension Kit	40	\$506.00
M7698	③ Electric-Defogger Kit and 80 Am Alternator Includes corner and rear windows with electric grids and 80 amp alternator, hardware and instructions.	70	\$769.00
3C581-97010	Monitor Bracket, universal type, attaches to right side Cab post.	Order from Parts Department	
77700-01098	12V/3-Pin 30 Amp Coupler Pigtail, 12" Long	Order from Parts Department	

- ① M1871A Grille Guard is compatible with the M1875A Front Weight Bracket.
- ② M1876 Grille guard is compatible with the M8075 Front Bumper.
- ③ May require wiring harness, verify serial number on PIB-2006-050
- ④ Radios have a 2-year warranty.

M6060HFC/HD/HDC

ORDER CODE	DESCRIPTION	APPROX. SHIP WT.	SUGGESTED LIST PRICE
---------------	-------------	---------------------	-------------------------

REPLACEMENT CAB

Field installation required. Attachment system, lights, electrical harness, glass, control levers, roof and headliner, dash tower, steering column, and pedals are included. Note: Some components from old cab need to be installed into new cab, i.e., steering wheel, seat, dash, floor mat, floor pan. HDC, Hydraulic Shuttle models requires different clutch pedal and shuttle lever components. Use old if okay, otherwise order new.

M7034	Replacement Ultra Grand Cab for M6060HFC/HDC		TBA
-------	---	--	-----

BALLAST BOX

M8180	Three point ballast box 1280 lb. capacity w/dry sand (13 cubic feet)	220	\$593.00
-------	---	-----	----------

FRONT WEIGHTS, WEIGHT BUMPER AND BOLT KITS

M8071	Suitcase Weight (105 lbs. Each) Requires M8075 Weight Bumper and M8073 Bolt/Bar Kit. Maximum of 10 Weights.	105	\$85.00
M8073	Bolt/Bar Kit - Weight(s) One Bolt/Bar Kit per 1-10 M8071 Weights on M8075	9	\$52.00
M8074	Bolt/Bar Kit - Weight(s) One Bolt/Bar Kit per 1-7 M8071 Weights on M1875A	7	\$58.00
M8075	①② Weight Bumper (230 lbs. Each) Std. on 2WD models. Requires (1) M8076 Bolt Kit. Not approved for front loader applications on 4WD models	230	\$345.00
M1875A	① Weight Bracket (59 lbs) (1-7) M8071 Weights compatible with M1871 Grille Guard.	64	\$211.00
M8076	Bolt Kit - Bumper	4	\$57.00

REAR WHEEL WEIGHTS AND BOLT KIT (You must order both items.)

M8126A	③ Rear Wheel Weights, set of 2 (164 lbs. each) Requires LM8125A Bolt Kits. Use with 28" diameter Wheels.	328	\$298.00
M8127B	④ Bolt Kit for 2nd and 3rd set M8126A Wts on Steel Disc Wheels, one Bolt Kit per weight set.	6	\$20.00
LM8124	⑤ Rear Wheel Weight, set of 2 (103 lbs. each) Requires LM8125A Bolt Kit. Use with 24" and 26" diameter Steel Disc Wheels.	206	\$279.00
M8121A	⑤ Bolt Kit for 2nd and 3rd set of LM8124 wts. on Steel Disc Wheels (1 bolt kit per set of wts.)	9	\$21.00
LM8125A	Bolt Kit for 1st set of LM8124 and M8126A.	6	\$67.00

① M1871A Grille Guard is compatible with the M1875(A) Front Weight Bracket.

② M1876 Grille guard is compatible with the M8075 Front Bumper.

③ Maximum 3 weights per wheel.

④ M8127B Bolt Kit is required to add the 2nd or 3rd set of M8126A weights. Requires one M8127B per M8126A weight set.

⑤ Up to 3 weights per wheel. Use M8121A bolt kit attach the 2nd and 3rd set of LM8124 weights, requires one bolt kit per set of weights. Not compatible with 24" M-Series front wheels.

M6040HDNB-1 Narrow

*** EQUIPMENT IN STANDARD MACHINE ***

DIESEL ENGINE

Model # V3307-DI
Turbo Charged with EGR Valve
4 Cyl - 203 cu. in.
+ 63 Net Eng. HP
+ 56 PTO HP
EPA Interim Tier IV Emission Certified
12V 700 CCA Battery
Charging Output 45 amps

HYDRAULICS / HITCH / DRAWBAR

Open Center Gear Type
6.1 gpm Power Steering
11.0 gpm Remotes / 3 Pt. Hitch
@ 2770 psi
17.1 gpm Total
Cat I 3-point Hitch (with Cat. II link ends)
At lift Point 4,200 lbs.
24" Behind 3,307 lbs.
Rigid Lower Links
First Remote (SCD) with Self Canceling Detents
Stabilizers
Swinging Drawbar

FRONT AXLE

Hydrostatic Power Steering
4WD: Bevel Gear
Cast Iron
Bi-Speed Turn
4wd Indicator Light

DRIVE TRAIN

Four Speed Fully Synchronized
8F/8R Speeds Hydraulic shuttle
Cassette Type Creep Speed option
Planetary Final Drives
Rear Diff. Lock

FLUID CAPACITY

Fuel Tank 15.9 gal.
Cooling System 6.6 qts.
Crankcase 8.5 qts.
Transmission and
Hydraulics 10.6 gal.
Front Axle (4WD) 8.5 qts.

INSTRUMENTS

LED Panel / LCD Readout for mph and PTO speed
Tachometer/Hour meter
Oil Pressure
Fuel Gauge
Coolant Temperature

POWER TAKE OFF

Live-Independent Hyd. PTO
SAE 1 3/8" Six Spline
540 rpm @ 2160 Eng. rpm

LIGHTING

2 Headlights w/sidelights
2 Tail lights
2 Hazard Flasher Lights with Turn Signals
7 Pin Electrical Trailer Connector

SAFETY EQUIPMENT

Flip-Up PTO Shield
Safety Start Switches
PTO – OPC (Operator Presence Control, Alarm 10 seconds)
Electric Key Shut Off
Mechanical Wet Disc Brakes
Parking Brakes
Turn Signals
SMV Sign

ROPS Model

Mid Mounted 2-Post Foldable ROPS with Retractable Seat Belt

TIRES AND WHEELS

Front 8.0 x 16 R1
Rear 12.4 x 24 R

+ Manufacturer estimate.

M6040HDNB-1 Narrow

ORDER CODE	DESCRIPTION	APPROX. SHIP WT.	SUGGESTED LIST PRICE
*** STANDARD MACHINE WITH STANDARD TIRES***			
M6040HDNB-1	4WD Narrow Tractor (Hydraulic Shuttle) With 2 Post Mid-Mounted foldable ROPS	4079	\$ 33,266.00

M6040HDNB-1		Price with Tire Option		
TIRES AND WHEELS (priced per piece)		APPROX. SHIP WT.	SUGG. LIST PRICE	SUGG. LIST
ORDER CODE	DESCRIPTION			
AMR8539A**	F-TIRE 8.0-16 R1 AG	60	\$ 231.00	\$ 33,266.00
AMR8975C**	F/R-TIRE 12.4-24 R1 AG 8PLY TRU GRIP	187	\$ 577.00	
AMR8539A	F-TIRE 8.0-16 R1 AG	60	\$ 231.00	\$ 33,904.00
MR8918	R-TIRE 18.4-16.1 R1 AG Stee	189	\$ 896.00	
AMR8542	F-TIRE 27 X 8.50-15 NHS.AG	52	\$ 251.00	\$ 33,632.00
AMR8544 ①	R-TIRE 320/85R20 AG	169	\$ 740.00	
AMR8539A	F-TIRE 8.0-16 R1 AG	60	\$ 231.00	\$ 33,502.00
AMR8503A	F-TIRE 12.4R24 R1 AG Steel Radial AA	206	\$ 695.00	
AMR8534A	F-TIRE 9.5-16 R1DURA TORQUE TL	77	\$ 377.00	\$ 34,884.00
AMR8504A	R-TIRE 380/85R24 R1W W/STEEL WHEEL	288	\$ 1,240.00	
AMR8534A	F-TIRE 9.5-16 R1DURA TORQUE TL	77	\$ 377.00	\$ 36,008.00
AMR8505A	R-TIRE 380/85R24 R1W W/CAST WHEEL	621	\$ 1,802.00	
AMR8543	F-TIRE 280/70R18 R1W	126	\$ 693.00	\$ 36,706.00
AMR8506	R-TIRE 480/65R24 R1 AG Cast Radial DA	664	\$ 1,835.00	

** Standard tires.

① For field installation, requires (16) 36500-49410 Spring Washers. Order from Parts.

M6040HDNB-1 Narrow

ORDER CODE	DESCRIPTION	APPROX. SHIP WT.	SUGGESTED LIST PRICE
HYDRAULIC VALVES			
M7610	① SCD (Self Canceling Detent)	15	\$693.00
M7611	① FD (Float Detent)	13	\$684.00
REMOTE VALVE LEVER KITS			
M7640	② 2nd Position	5	\$175.00
M7641	② 3rd Position	5	\$175.00
CREEP SPEED KIT			
M7643	③ Cassette type installation Requires Dealer installation.	15	\$673.00
DRAWBAR CLEVIS			
M9594	Drawbar Clevis	12	\$71.00
80 AMP HIGH CAPACITY ALTERNATOR KIT			
M7624	High Capacity Alternator Kit, ROPS Models	10	\$400.00
M7673	High Capacity Alternator Kit, -1 ROPS Models	10	\$422.00
REAR WORK LIGHT			
M9543	One Light (Maximum 1 Light/Tractor)	3	\$108.00
REAR AXLE SPACER KIT			
M9564	④ Rear Axle Spacer Kit	50	\$705.00
BLOCK HEATER (Available only from Parts)			
70000-73274	Block Heater	(Order from Parts Department)	

- ① Order choice of Valves, either type valve can be used in the 2nd or 3rd Position. Requires appropriate Lever Kit.
- ② As stated in ①, you must order the appropriate Lever Kit. The Lever Kits are separate from the valves to allow the proper application sequence of SCD and/or FD Valves for a particular application.
- ③ This is a cassette kit consult your service dept. for labor installation time, approximately 2-3 hours.
- ④ Rear Axle Spacer Kit provides 2" per wheel wider tread spacing.

M6040HDNB-1 Narrow

ORDER CODE	DESCRIPTION	APPROX. SHIP WT.	SUGGESTED LIST PRICE
BALLAST BOX			
M8180	Three point ballast box 1280 lb. Capacity w/dry sand (13 cubic feet)	220	\$593.00
FRONT WEIGHTS, WEIGHT BUMPER AND BOLT KITS			
M8071	Suitcase Weight (105 lbs. Each) Requires M1 839 Weight Bumper and M8073 Bolt/Bar Kit. Maximum of 10 Weights.	105	\$85.00
M8073	Bolt/Bar Kit - Weight(s) One Bolt/Bar Kit per 1-10 M8071 Weights	9	\$52.00
M1839	④ Front Weight Bracket, includes Bolt Kit	90	\$420.00
REAR WHEEL WEIGHTS AND BOLT KIT (You must order both items.)			
LM8124	①③ Rear Wheel Weight, set of 2 (103 lbs. each) Requires LM8125A Bolt Kit. Use with 24" steel disc	206	\$279.00
LM8125A	Bolt Kit for 1st set of LM8124 wts.	6	\$67.00
M8121A	② Bolt Kit for 2nd and 3rd set of LM8124 wts. on Steel Disc Wheels (1 bolt kit per set of wts.)	9	\$21.00

- ① Maximum 3 weights per wheel.
- ② M8121A Bolt Kit is required to add the 2nd or 3rd set of LM8124 weights.
- ③ Up to 3 weights per wheel. Use M8121A bolt kit to attach the 2nd and 3rd set of LM8124 weights, requires one bolt kit per set of weights. Not compatible with 24" M-Series front wheels.
- ④ Grille Guard is not available due to M1839 Wt. Bracket elevated design.

M7040F-1/FC-1/DT-1/HD-1/DTC-1/HDC-1

*** EQUIPMENT IN STANDARD MACHINE ***

DIESEL ENGINE

Model # V3307-DI
Turbocharged with EGR Valve
4 Cyl - 203 cu. in.
+ 71 Net Eng. HP
+ 64 PTO HP
EPA Interim Tier IV Emission Certified
12V 700 CCA Battery
Charging Output 45 amps (ROPS)
Charging Output 60 amps (CAB)

HYDRAULICS / HITCH / DRAWBAR

Open Center Gear Type
First Remote (SCD) with Self
Canceling Detents
6.1 gpm Power Steering
11.0 gpm Remotes / 3 Pt. Hitch
@ 2770 psi
17.2 gpm Total
Cat II 3-point Hitch
At lift Point 4200 lbs.
24" Behind 3307 lbs.
Telescoping Lower Links
Stabilizers
Swinging Drawbar

FRONT AXLE

Hydrostatic Power Steering
2WD: Tubular Steel Beam
Adj. (Telescoping) Tread
Spacing
4WD Bevel Gear
Cast Iron
55 Degree turning angle
Planetary Final Drives
Limited Slip Differential
Adj. (Rim) Tread Spacing

DRIVE TRAIN

Four Speed Fully Synchronized
8F/8R Synchro Shuttle
8F/8R Speeds Hydraulic shuttle
Cassette Type Creep Speed option
Planetary Final Drives
Rear Diff. Lock (ALL)

FLUID CAPACITY

Fuel Tank (ROPS)	18.5 gal
Fuel Tank (Cab)	29.1 gal
Cooling System	6.6 qts
Crankcase	8.5 qts
Transmission and Hydraulics	10.6 gal
Front Axle (4WD)	8.5 qts

INSTRUMENTS

Tachometer/Hour meter
Oil Pressure
Fuel Gauge
Coolant Temperature

POWER TAKE OFF

Live-Independent Hyd. PTO
SAE 1 3/8" Six Spline
540 rpm @ 2160 Eng. rpm

LIGHTING

2 Headlights w/sidelights
2 Tail lights
2 Hazard Flasher Lights with Turn
Signals (ROPS)
4 Hazard Flasher Lights with Turn
Signals (CAB)
7 Pin Electrical Trailer Connector

SAFETY EQUIPMENT

Flip-Up PTO Shield
Safety Start Switches
PTO – OPC (Operator Presence
Control, Alarm 10 seconds)
Electric Key Shut Off
Mechanical Wet Disc Brakes
Parking Brakes
Turn Signals
SMV Sign

ROPS MODEL

2-Post Foldable ROPS
Retractable Seat Belt

CAB (Ultra Grand Cab)

Integral Factory ROPS Certified
Retractable Seat Belt
Flat Deck
Grammer Deluxe Seat with Armrests
Tinted Glass
Dual Level Air Conditioning & Heater
New Electric A/C Controls
Front Wiper w/Washer – 2 Speed
Radio Ready, includes 2-speakers,
antenna, and wiring harness.
Left & Right Side Exterior Mirrors
2 - Front Work Lights
2 - Rear Work Lights
2 Doors, Frameless all glass
Left & Right Side Steps
Sun Visor
Tilt Steering Wheel
Interior Dome Light
Accessory Plug 12V - 15 Amp
12V 30 Amp Coupler Cup
Holder
Ashtray
Horn (-1 Cab Models)

TIRES AND WHEELS

2WD: Front 9.5L - 15 F2
Rear 16.9 x 30 R1
4WD: Front 9.5 x 24 R1
Rear 16.9 x 30 R1

+ Manufacturer estimate.

M7040F-1/FC-1/DT-1/HD-1/DTC-1/HDC-1

ORDER CODE	DESCRIPTION	APPROX. SHIP WT.	SUGGESTED LIST PRICE
*** STANDARD MACHINE WITH STANDARD TIRES***			
M7040F-1*	2WD Utility Tractor (Synchro-Shuttle) with 2 Post foldable ROPS	4675	\$ 26,797.00
M7040FC-1*	2WD Utility Cab Tractor (Synchro-Shuttle) with Ultra Grand Cab	5535	\$ 35,821.00
M7040DT-1*	4WD Utility Tractor (Synchro-Shuttle) with 2 Post foldable ROPS	4805	\$ 31,116.00
M7040HD-1*	4WD Utility Tractor (Hydraulic Shuttle) with 2 Post foldable ROPS	4805	\$ 32,489.00
M7040DTC-1*	4WD Utility Cab Tractor (Synchro-Shuttle) with Ultra Grand Cab	5470	\$ 40,216.00
M7040HDC-1*	4WD Utility Cab Tractor (Hydraulic Shuttle) with Ultra Grand Cab	5470	\$ 41,616.00

M7040F-1*		Price with Tire Option		
TIRES AND WHEELS (priced per piece)		APPROX. SHIP WT.	SUGG. LIST PRICE	SUGG. LIST
AMR8970C**	F-TIRE 9.5L-15SL F2, 8-PLY, 4 RIB	70	\$ 234.00	\$ 26,797.00
AMR8932C**	R-TIRE 16.9-30 R1 AG Steel Bias	319	\$ 1,118.00	
AMR8970C	F-TIRE 9.5L-15SL F2, 8-PLY, 4 RIB	70	\$ 234.00	\$ 27,977.00
AMR8935D ①②	R-TIRE 16.9-30 R1 DURA TORQUE TL CST	620	\$ 1,708.00	
AMR8970C	F-TIRE 9.5L-15SL F2, 8-PLY, 4 RIB	70	\$ 234.00	\$ 26,599.00
AMR8938	R-TIRE 18.4-26 R3 TF Steel Bias DA	310	\$ 1,019.00	
AMR8545	F-TIRE 27X9.5-15 I1	65	\$ 280.00	\$ 26,421.00
AMR8979 ④	R-TIRE 21.5L-16.1 R3 TF Steel Bias DA	245	\$ 884.00	
ALR8895A	F-TIRE 29x12.5-15 R3 TF Ste	73	\$ 320.00	\$ 26,501.00
AMR8979 ④	R-TIRE 21.5L-16.1 R3 TF Steel Bias DA	245	\$ 884.00	
ALR6818A ③	F-TIRE LSW305R343 R3 TF STL RADAL AA	116	\$ 352.00	\$ 26,909.00
AMR8541	R-TIRE LSW570-648 R3 6PLY SFT TRF ST	261	\$ 1,056.00	

** Standard tires.

* Subject to availability.

① Recommended for loader applications, increases base weight by approximately 600 lbs.

② For field change to the AMR8935A Cast Iron dish, it will require 16 Shoulder Lug Nuts. Order (16) 3A111-97810 Shoulder Lug Nuts from Parts.

③ Not approved for loader applications.

④ Not approved for Backhoe application

M7040F-1/FC-1/DT-1/HD-1/DTC-1/HDC-1

M7040FC-1*		Price with Tire Option		
TIRES AND WHEELS (priced per piece)				
ORDER CODE	DESCRIPTION	APPROX. SHIP WT.	SUGG. LIST PRICE	SUGG. LIST
AMR8970C**	F-TIRE 9.5L-15SL F2, 8-PLY, 4 RIB	70	\$ 234.00	\$ 35,821.00
AMR8932C**	R-TIRE 16.9-30 R1 AG Steel Bias	319	\$ 1,118.00	
AMR8970C	F-TIRE 9.5L-15SL F2, 8-PLY, 4 RIB	70	\$ 234.00	\$ 37,001.00
AMR8935D	①② R-TIRE 16.9-30 R1 DURA TORQUE TL CST	620	\$ 1,708.00	
AMR8970C	F-TIRE 9.5L-15SL F2, 8-PLY, 4 RIB	70	\$ 234.00	\$ 35,623.00
AMR8938	R-TIRE 18.4-26 R3 TF Steel Bias DA	310	\$ 1,019.00	
ALR8895A	F-TIRE 29x12.5-15 R3 TF Ste	73	\$ 320.00	\$ 35,525.00
AMR8979	④ R-TIRE 21.5L-16.1 R3 TF Steel Bias DA	245	\$ 884.00	
AMR8545	F-TIRE 27X9.5-15 I1	65	\$ 280.00	\$ 35,445.00
AMR8979	④ R-TIRE 21.5L-16.1 R3 TF Steel Bias DA	245	\$ 884.00	
ALR6818A	③ F-TIRE LSW305R343 R3 TF STL RADAL AA	116	\$ 352.00	\$ 35,933.00
AMR8541	R-TIRE LSW570-648 R3 6PLY SFT TRF ST	261	\$ 1,056.00	

** Standard tires.

* Subject to availability.

① Recommended for loader applications, increases base weight by approximately 600 lbs.

② For field change to the AMR8935A Cast Iron dish, it will require 16 Shoulder Lug Nuts. Order (16) 3A111-97810 Shoulder Lug Nuts from Parts.

③ Not approved for loader applications.

④ Not approved for Backhoe application.

M7040F-1/FC-1/DT-1/HD-1/DTC-1/HDC-1

M7040DT-1*		Price with Tire Option		
TIRES AND WHEELS (priced per piece)				
ORDER CODE	DESCRIPTION	APPROX. SHIP WT.	SUGG. LIST PRICE	SUGG. LIST
AMR8955C**	F-TIRE 9.5-24 R1 6-PLY BIAS DURA TRQ	130	\$ 459.00	\$ 31,116.00
AMR8932C**	R-TIRE 16.9-30 R1 AG Steel Bias	319	\$ 1,118.00	
AMR8955C	F-TIRE 9.5-24 R1 6-PLY BIAS DURA TRQ	130	\$ 459.00	\$ 32,296.00
AMR8935D ①②	R-TIRE 16.9-30 R1 DURA TORQUE TL CST	620	\$ 1,708.00	
MR8956	F/TIRE 9.50-20 R1 6P T/T AG	98	\$ 344.00	\$ 30,464.00
MR8924B	R-TIRE 16.9-24 R1 6PLY BIAS	250	\$ 907.00	
MR8954B	F-TIRE 9.5-24 R3 TF 4PLY AL	130	\$ 462.00	\$ 30,924.00
AMR8938	R-TIRE 18.4-26 R3 TF Steel Bias DA	310	\$ 1,019.00	
AMR8536	F-TIRE 29x12.5-15 R3 TF StL	77	\$ 321.00	\$ 30,372.00
AMR8979 ④	R-TIRE 21.5L-16.1 R3 TF Steel Bias DA	245	\$ 884.00	
AMR8526	F-TIRE LSW305-521NHS R3 TF Steel Bias AA	113	\$ 430.00	\$ 30,934.00
AMR8541	R-TIRE LSW570-648 R3 6PLY SFT TRF ST	261	\$ 1,056.00	
AMR8993 ③	F-TIRE 14x17.5 R4 IN Steel Bias AA	168	\$ 659.00	\$ 31,152.00
ALR8917	R-TIRE 16.9-24 R4 IN Steel	267	\$ 936.00	

M7040HD-1*		Price with Tire Option		
TIRES AND WHEELS (priced per piece)				
ORDER CODE	DESCRIPTION	APPROX. SHIP WT.	SUGG. LIST PRICE	SUGG. LIST
AMR8955C**	F-TIRE 9.5-24 R1 6-PLY BIAS DURA TRQ	130	\$ 459.00	\$ 32,489.00
AMR8932C**	R-TIRE 16.9-30 R1 AG Steel Bias	319	\$ 1,118.00	
AMR8955C	F-TIRE 9.5-24 R1 6-PLY BIAS DURA TRQ	130	\$ 459.00	\$ 33,669.00
AMR8935D ①②	R-TIRE 16.9-30 R1 DURA TORQUE TL CST	620	\$ 1,708.00	
MR8956	F/TIRE 9.50-20 R1 6P T/T AG	98	\$ 344.00	\$ 31,837.00
MR8924B	R-TIRE 16.9-24 R1 6PLY BIAS	250	\$ 907.00	
MR8954B	F-TIRE 9.5-24 R3 TF 4PLY AL	130	\$ 462.00	\$ 32,297.00
AMR8938	R-TIRE 18.4-26 R3 TF Steel Bias DA	310	\$ 1,019.00	
AMR8536	F-TIRE 29x12.5-15 R3 TF StL	77	\$ 321.00	\$ 31,745.00
AMR8979 ④	R-TIRE 21.5L-16.1 R3 TF Steel Bias DA	245	\$ 884.00	
AMR8526	F-TIRE LSW305-521NHS R3 TF Steel Bias AA	113	\$ 430.00	\$ 32,307.00
AMR8541	R-TIRE LSW570-648 R3 6PLY SFT TRF ST	261	\$ 1,056.00	
AMR8993 ③	F-TIRE 14x17.5 R4 IN Steel Bias AA	168	\$ 659.00	\$ 32,525.00
ALR8917	R-TIRE 16.9-24 R4 IN Steel	267	\$ 936.00	

** Standard tires.

* Subject to availability.

① Recommended for loader applications, increases base weight by approximately 600 lbs.

② Requires 16 Shouldered Lug Nuts, P/N 3A111-97810 for field installation. However, tractors ordered with the cast iron dish wheels will have the shouldered Lug Nuts installed by KTC assembly.

③ For field installation, requires (16) 36500-49410 Spring Washers. Order from Parts.

④ Not approved for Backhoe application.

M7040F-1/FC-1/DT-1/HD-1/DTC-1/HDC-1

M7040DTC-1*		Price with Tire Option		
TIRES AND WHEELS (priced per piece)				
ORDER CODE	DESCRIPTION	APPROX. SHIP WT.	SUGG. LIST PRICE	SUGG. LIST
AMR8955C**	F-TIRE 9.5-24 R1 6-PLY BIAS DURA TRQ	130	\$ 459.00	\$ 40,216.00
AMR8932C**	R-TIRE 16.9-30 R1 AG Steel Bias	319	\$ 1,118.00	
AMR8955C	F-TIRE 9.5-24 R1 6-PLY BIAS DURA TRQ	130	\$ 459.00	\$ 41,396.00
AMR8935D ①②	R-TIRE 16.9-30 R1 DURA TORQUE TL CST	620	\$ 1,708.00	
MR8956	F/TIRE 9.50-20 R1 6P T/T AG	98	\$ 344.00	\$ 39,564.00
MR8924B	R-TIRE 16.9-24 R1 6PLY BIAS	250	\$ 907.00	
MR8954B	F-TIRE 9.5-24 R3 TF 4PLY AL	130	\$ 462.00	\$ 40,024.00
AMR8938	R-TIRE 18.4-26 R3 TF Steel Bias DA	310	\$ 1,019.00	
AMR8536	F-TIRE 29x12.5-15 R3 TF StL	77	\$ 321.00	\$ 39,472.00
AMR8979 ④	R-TIRE 21.5L-16.1 R3 TF Steel Bias DA	245	\$ 884.00	
AMR8526	F-TIRE LSW305-521NHS R3 TF Steel Bias AA	113	\$ 430.00	\$ 40,034.00
AMR8541	R-TIRE LSW570-648 R3 6PLY SFT TRF ST	261	\$ 1,056.00	
AMR8993 ③	F-TIRE 14x17.5 R4 IN Steel Bias AA	168	\$ 659.00	\$ 40,252.00
ALR8917	R-TIRE 16.9-24 R4 IN Steel	267	\$ 936.00	

M7040HDC-1*		Price with Tire Option		
TIRES AND WHEELS (priced per piece)				
ORDER CODE	DESCRIPTION	APPROX. SHIP WT.	SUGG. LIST PRICE	SUGG. LIST
AMR8955C**	F-TIRE 9.5-24 R1 6-PLY BIAS DURA TRQ	130	\$ 459.00	\$ 41,616.00
AMR8932C**	R-TIRE 16.9-30 R1 AG Steel Bias	319	\$ 1,118.00	
AMR8955C	F-TIRE 9.5-24 R1 6-PLY BIAS DURA TRQ	130	\$ 459.00	\$ 42,796.00
AMR8935D ①②	R-TIRE 16.9-30 R1 DURA TORQUE TL CST	620	\$ 1,708.00	
MR8956	F/TIRE 9.50-20 R1 6P T/T AG	98	\$ 344.00	\$ 40,964.00
MR8924B	R-TIRE 16.9-24 R1 6PLY BIAS	250	\$ 907.00	
MR8954B	F-TIRE 9.5-24 R3 TF 4PLY AL	130	\$ 462.00	\$ 41,424.00
AMR8938	R-TIRE 18.4-26 R3 TF Steel Bias DA	310	\$ 1,019.00	
AMR8536	F-TIRE 29x12.5-15 R3 TF StL	77	\$ 321.00	\$ 40,872.00
AMR8979 ④	R-TIRE 21.5L-16.1 R3 TF Steel Bias DA	245	\$ 884.00	
AMR8526	F-TIRE LSW305-521NHS R3 TF Steel Bias AA	113	\$ 430.00	\$ 41,434.00
AMR8541	R-TIRE LSW570-648 R3 6PLY SFT TRF ST	261	\$ 1,056.00	
AMR8993 ③	F-TIRE 14x17.5 R4 IN Steel Bias AA	168	\$ 659.00	\$ 41,652.00
ALR8917	R-TIRE 16.9-24 R4 IN Steel	267	\$ 936.00	

** Standard tires.

* Subject to availability.

① Recommended for loader applications, increases base weight by approximately 600 lbs.

② For field change to the AMR8935A Cast Iron dish, it will require 16 Shoulder Lug Nuts. Order (16) 3A111-97810 Shoulder Lug Nuts from Parts.

③ For field installation, requires (16) 36500-49410 Spring Washers. Order from Parts.

④ Not approved for Backhoe applications.

M7040F-1/FC-1/DT-1/HD-1/DTC-1/HDC-1

ORDER CODE		DESCRIPTION	APPROX. SHIP WT.	SUGGESTED LIST PRICE
HYDRAULIC VALVES				
M7610	①	SCD (Self Canceling Detent) ROPS & Cab Models	15	\$693.00
M7611	①	FD (Float Detent) ROPS & Cab Models	13	\$684.00
REMOTE VALVE LEVER KITS				
M7612	②	2nd Position (ROPS)	4	\$140.00
M7613	②	3rd Position (ROPS Models)	5	\$140.00
M7620	②	2nd Position (Cab Models)	4	\$140.00
M7621	②	3rd Position (Cab Models)	3	\$140.00
CREEP SPEED KIT				
M7643	③	Cassette type installation ROPS & Cab Models, requires Dealer installation.	15	\$673.00
DRAWBAR CLEVIS				
M9594		Drawbar Clevis	12	\$71.00
80 AMP HIGH CAPACITY ALTERNATOR KIT				
M7624		High Capacity Alternator Kit, ROPS Models	10	\$400.00
M7625		High Capacity Alternator Kit, Cab Models	10	\$400.00
M7673		High Capacity Alternator Kit, -1 ROPS Models		\$422.00
REAR WORK LIGHT				
M7630		One Light (Maximum 1 Light/Tractor)	3	\$85.00
CANOPY				
E1134	④	Deluxe Fiberglass Canopy (ROPS Models) Requires E1136 Mounting Kit	63	\$387.00
E1136		Mounting Kit (Brackets/Hardware/Instructions)	30	\$191.00
E1138		Work Light Set for Canopy (optional 2-lights)	10	\$125.00
DOWN EXHAUST MUFFLER				
M7631		Muffler Kit (ROPS Models)	29	\$332.00
M7633		Muffler Kit (-1 ROPS Models)	19	\$332.00
REAR AXLE SPACER KIT				
M9564	⑤	Rear Axle Spacer Kit	50	\$705.00
BLOCK HEATER (Available only from Parts)				
70000-73274		Block Heater		(Order from Parts Department)

- ① Order choice of Valves, either type valve can be used in the 2nd or 3rd Position. Requires appropriate Lever Kit.
- ② As stated in ①, you must order the appropriate Lever Kit. The Lever Kits are separate from the valves to allow the proper application sequence of SCD and/or FD Valves for a particular application.
- ③ This is a cassette kit consult your service dept. for labor installation time, approximately 2-3 hours.
- ④ Do not fold ROPS with Canopy installed.
- ⑤ Rear Axle Spacer Kit provides 72" spacing with AG tires.

M7040F-1/FC-1/DT-1/HD-1/DTC-1/HDC-1

ORDER CODE	DESCRIPTION	APPROX. SHIP WT.	SUGGESTED LIST PRICE
GRILLE GUARD			
M1871A	① Grille Guard	83	\$196.00
M1876A	② Grille Guard	61	\$196.00
CAB OPTIONS			
M7649	Rear Window Wiper Kit with washer	5	\$233.00
E9299A	⑤ AM/FM Radio with MP3 Port and 7-Channel Weather Band.	4	\$310.00
E9276B	⑤ AM/FM Radio CD/MP3 Player with 7-Channel Weather Band.	4	\$440.00
M9270	Air Ride Seat Suspension Kit	40	\$506.00
M7650	③ Elec-Defogger Kit and 80 Amp Alternator Includes corner and rear windows with electric grids, 80 amp alternator, hardware and instructions. (May require M9222.)	70	\$674.00
M9222	④ Wire Harness Kit	1	\$140.00
3C581-97010	Monitor Bracket universal type, attaches to right side Cab post.	(Order from Parts Department)	
77700-01098	12V/3-Pin 30 Amp Coupler Pigtail, 12" Long	(Order from Parts Department)	

- ① M1871 Grille Guard is compatible with M1875A Front Weight Bracket.
- ② M1876 Grille Guard is compatible with M8075 Front Bumper.
- ③ May require wiring harness, verify serial number on PIB-2006-050.
- ④ Refer to PIB2007-002 R1. Required for this serial number and below,
M5040FC s/n ~ 10493, M5040DTC/HDC s/n ~ 51512, M6040FC s/n ~10234, M6040DTC/HDC s/n ~ 51271,
M7040FC s/n ~ 10428, M7040DTC/HDC s/n ~ 52896, M8540FC s/n ~ 10163, M8540DTC/HDC/HDC12 s/n ~ 51223,
M9540FC s/n ~ 10239, M9540DTC/HDC/HDC12 s/n ~ 52521
- ⑤ Radios have a 2-year warranty.

M7040F-1/FC-1/DT-1/HD-1/DTC-1/HDC-1

ORDER CODE	DESCRIPTION	APPROX. SHIP WT.	SUGGESTED LIST PRICE
---------------	-------------	---------------------	-------------------------

REPLACEMENT CAB

Field installation required. Attachment system, lights, electrical harness, glass, control levers, roof and headliner, dash tower, steering column, and pedals are included. Note: Some components from old cab need to be installed into new cab, i.e., steering wheel, seat, dash, floor mat, floor pan. HDC, Hydraulic Shuttle models requires different clutch pedal and shuttle lever components. Use old if okay, otherwise order new.

M7050	Replacement Ultra Grand Cab for M7040FC/DTC	1055	\$8,846.00
M7051	Replacement Ultra Grand Cab for M7040HDC	1055	\$8,846.00

OPTIONAL EQUIPMENT

BALLAST BOX

M8180	Three point ballast box 1280 lb capacity w/dry sand (13 cubic feet)	220	\$593.00
-------	--	-----	----------

FRONT WEIGHTS, WEIGHT BUMPER AND BOLT KITS

M8071	Suitcase Weight (105 lbs each) Requires M8075 Weight Bumper and M8073 Bolt/Bar Kit. Maximum of 10 Weights.	104	\$85.00
M8073	Bolt/Bar Kit - Weight(s) One Bolt/Bar Kit per 1-10 M8071 Weights on M8075	9	\$52.00
M8074	Bolt/Bar Kit - Weight(s) One Bolt/Bar Kit per 1-7 M8071 Weights on M1875A	7	\$58.00
M8075	①② Weight Bumper (230 lbs. Each) Requires (1) M8076 Bolt Kit Not approved for front loader applications on 4WD models.	227	\$345.00
M1875A	① Weight Bracket (59 lbs) (1-7) M8071 Weights compatible with M1871 Grille Guard.	64	\$211.00
M8076	Bolt Kit - Bumper	4	\$57.00

REAR WHEEL WEIGHTS AND BOLT KIT (You must order both items.)

M8126A	③ Rear Wheel Weights, set of 2 (164 lbs. each) Requires M8119B or M8127B Bolt Kits. Use with 28" and 30" diameter Wheels.	328	\$298.00
M8119B	Bolt Kit for 1st set M8126A Wts on Cast Iron Wheels.	8	\$27.00
M8127B	④ Bolt Kit for 2nd and 3rd sets M8126A Wts Wheels, one Bolt Kit per weight set.	6	\$20.00
M8121A	Bolt Kit for 2nd and 3rd set of LM8124 wts one Bolt Kit per weight set.	9	\$21.00
LM8124	Requires LM8125A Bolt Kit. Use with 24" and 26" diameter Steel Disc Wheels.	206	\$279.00
LM8125A	Bolt Kit for 1st set of LM8124 and M8126A.	6	\$67.00

- ① M1871A Grille Guard is compatible with M1875A Front Weight Bracket.
- ② M1876 Grille Guard is compatible with M8075 Front Bumper.
- ③ Maximum 3 weights per wheel.
- ④ M8127B Bolt Kit is required to add the 2nd or 3rd set of M8126A weights. Requires one M8127B per M8126A weight set.
- ⑤ Up to 3 weights per wheel. Use M8121A bolt kit to attach the 2nd and 3rd set of LM8124 weights, requires one bolt kit per set of weights. Not compatible with 24" M-Series front wheels.

M7060HFC/HD/HDC/HD12/HDC12

*** EQUIPMENT IN STANDARD MACHINE ***

DIESEL ENGINE

Model # V3307-CR-TE4
CRS – Common Rail Fuel Injection
Electronic Governor Control
Turbocharged with EGR Valve
4 Cyl - 203 cu. in.
+ 71 Net Eng. HP
+ 64 PTO HP
EPA Tier IV Emission Certified
12V 700 CCA Battery
Charging Output 45 amps (ROPS)
Charging Output 60 amps (CAB)

HYDRAULICS / HITCH / DRAWBAR

Open Center Gear Type
First Remote (SCD) with Self
Canceling Detents

Eight Speed Models

6.1 gpm Power Steering
11.0 gpm Remotes / 3 Pt. Hitch
@ 2770 psi
17.2 gpm Total

Twelve Speed Models

6.1 gpm Power Steering
16.2 gpm Remotes / 3 Pt. Hitch
@ 2770 psi
23.1 gpm Total

Cat II 3-point Hitch
At lift Point 4200 lbs.
24" Behind 3307 lbs.

Telescoping Lower Links
Stabilizers
Swinging Drawbar

FRONT AXLE

Hydrostatic Power Steering
2WD: Tubular Steel Beam
Adj. (Telescoping) Tread
Spacing
4WD Bevel Gear
Cast Iron
55 Degree turning angle
Limited Slip Differential
Adj. (Rim) Tread Spacing

HDC12:

4WD Automatic braking from 2WD with
both brakes applied
Electro/hydraulic engagement of front
wheel drive

DRIVE TRAIN

Eight Speed Models

Four Speed Fully Synchronized
8F/8R Speeds Hydraulic shuttle
Cassette Type Creep Speed option Planetary
Final Drives
Rear Diff. Lock (ALL)

Twelve Speed Models

HD12/HDC12 Models
Six Speed Fully Synchronized
12F/12R Speeds with Hydraulic
Shuttle
12TH Gear Overdrive maximum engine RPM
2080, increases fuel economy
Planetary Final Drives

FLUID CAPACITY

Fuel Tank (ROPS)	18.5 gal
Fuel Tank (Cab)	23.8 gal
Cooling System	6.6 qts
Crankcase	8.5 qts
Transmission and Hydraulics	10.6 gal
Front Axle (4WD)	8.5 qts

INSTRUMENTS

Tachometer/Hour meter
Oil Pressure
Fuel Gauge
Coolant Temperature

POWER TAKE OFF

Live-Independent Hyd. PTO
SAE 1 3/8" Six Spline
540 rpm @ 2160 Eng. rpm
540/540E @ 1520 Eng. rpm on 12 speeds

LIGHTING

2 Headlights w/sidelights
2 Tail lights
2 Hazard Flasher Lights with Turn
Signals (ROPS)
4 Hazard Flasher Lights with Turn
Signals (CAB)
7 Pin Electrical Trailer Connector

SAFETY EQUIPMENT

Flip-Up PTO Shield
Safety Start Switches
PTO – OPC (Operator Presence
Control, Alarm 10 seconds)
Electric Key Shut Off
Mechanical Wet Disc Brakes
Parking Brakes
Turn Signals
SMV Sign

ROPS MODEL

2-Post Foldable ROPS
Retractable Seat Belt

CAB (Ultra Grand Cab)

Integral Factory ROPS Certified
Retractable Seat Belt
Flat Deck
Grammer Deluxe Seat with Armrests
Tinted Glass
Dual Level Air Conditioning & Heater
Electric A/C Controls
Front Wiper w/Washer – 2 Speed
Radio Ready, includes 2-speakers,
antenna, and wiring harness.
Left & Right Side Exterior Mirrors
2 - Front Work Lights
2 - Rear Work Lights
2 Doors, Frameless all glass
Left & Right Side Steps
Sun Visor
Tilt Steering Wheel
Interior Dome Light
Accessory Plug 12V - 15 Amp
12V 30 Amp Coupler
Cup Holder
Ashtray
Horn

TIRES AND WHEELS

2WD: Front 9.5L – 15 F2
Rear 16.9 x 30 R1
4WD: Front 9.5 x 24 R1
Rear 16.9 x 30 R1

+ Manufacturer estimate.

M7060HFC/HD/HDC/HD12/HDC12

ORDER CODE	DESCRIPTION	APPROX. SHIP WT.	SUGGESTED LIST PRICE
*** STANDARD MACHINE WITH STANDARD TIRES***			
M7060HFC	2WD Utility Tractor (Hydraulic-Shuttle) with Ultra Grand Cab	4675	\$ 38,910.00
M7060HD	4WD Utility Tractor (Hydraulic-Shuttle) with 2 Post foldable ROPS	5535	\$ 34,912.00
M7060HDC	4WD Utility Tractor (Hydraulic-Shuttle) with Ultra Grand Cab	4805	\$ 43,135.00
M7060HD12	4WD Utility Tractor (Hydraulic Shuttle) with 2 Post foldable ROPS	4805	\$ 37,052.00
M7060HDC12	4WD Utility Tractor (Hydraulic Shuttle) with Ultra Grand Cab	5470	\$ 45,275.00

M7060HFC		Price with Tire Option		
TIRES AND WHEELS (priced per piece)		APPROX. SHIP WT.	SUGG. LIST PRICE	SUGG. LIST
AMR8970C**	F-TIRE 9.5L-15SL F2, 8-PLY, 4 RIB	70	\$ 234.00	\$ 38,910.00
AMR8932C**	R-TIRE 16.9-30 R1 AG Steel Bias	319	\$ 1,118.00	
AMR8970C	F-TIRE 9.5L-15SL F2, 8-PLY, 4 RIB	70	\$ 234.00	\$ 40,090.00
AMR8935D ①②	R-TIRE 16.9-30 R1 DURA TORQUE TL CST	620	\$ 1,708.00	
AMR8970C	F-TIRE 9.5L-15SL F2, 8-PLY, 4 RIB	70	\$ 234.00	\$ 38,712.00
AMR8938	R-TIRE 18.4-26 R3 TF Steel Bias DA	310	\$ 1,019.00	
AMR8545	F-TIRE 27X9.5-15 I1	65	\$ 280.00	\$ 38,534.00
AMR8979 ④	R-TIRE 21.5L-16.1 R3 TF Steel Bias DA	245	\$ 884.00	
ALR8895A	F-TIRE 29x12.5-15 R3 TF Ste	73	\$ 320.00	\$ 38,614.00
AMR8979 ④	R-TIRE 21.5L-16.1 R3 TF Steel Bias DA	245	\$ 884.00	
ALR6818A ③	F-TIRE LSW305R343 R3 TF STL RADAL AA	116	\$ 352.00	\$ 39,022.00
AMR8541	R-TIRE LSW570-648 R3 6PLY SFT TRF ST	261	\$ 1,056.00	

** Standard tires.

① Recommended for loader applications, increases base weight by approximately 600 lbs.

② For field change to the AMR8935A Cast Iron dish, it will require 16 Shoulder Lug Nuts. Order (16) 3A111-97810 Shoulder Lug Nuts from Parts.

③ Not approved for loader applications.

④ Not approved for Backhoe application

M7060HFC/HD/HDC/HD12/HDC12

M7060HD		Price with Tire Option		
TIRES AND WHEELS (priced per piece)				
ORDER CODE	DESCRIPTION	APPROX. SHIP WT.	SUGG. LIST PRICE	SUGG. LIST
AMR8955C**	F-TIRE 9.5-24 R1 6-PLY BIAS DURA TRQ	130	\$ 459.00	\$ 34,912.00
AMR8932C**	R-TIRE 16.9-30 R1 AG Steel Bias	319	\$ 1,118.00	
AMR8955C	F-TIRE 9.5-24 R1 6-PLY BIAS DURA TRQ	130	\$ 459.00	\$ 36,092.00
AMR8935D ①②	R-TIRE 16.9-30 R1 DURA TORQUE TL CST	620	\$ 1,708.00	
MR8956	F/TIRE 9.50-20 R1 6P T/T AG	98	\$ 344.00	\$ 34,260.00
MR8924B	R-TIRE 16.9-24 R1 6PLY BIAS	250	\$ 907.00	
MR8954B	F-TIRE 9.5-24 R3 TF 4PLY AL	130	\$ 462.00	\$ 34,720.00
AMR8938	R-TIRE 18.4-26 R3 TF Steel Bias DA	310	\$ 1,019.00	
AMR8536	F-TIRE 29x12.5-15 R3 TF StL	77	\$ 321.00	\$ 34,168.00
AMR8979 ④	R-TIRE 21.5L-16.1 R3 TF Steel Bias DA	245	\$ 884.00	
AMR8526	F-TIRE LSW305-521NHS R3 TF Steel Bias AA	113	\$ 430.00	\$ 34,730.00
AMR8541	R-TIRE LSW570-648 R3 6PLY SFT TRF ST	261	\$ 1,056.00	
AMR8993 ③	F-TIRE 14x17.5 R4 IN Steel Bias AA	168	\$ 659.00	\$ 34,948.00
ALR8917	R-TIRE 16.9-24 R4 IN Steel	267	\$ 936.00	

** Standard tires.

- ① Recommended for loader applications, increases base weight by approximately 600 lbs.
- ② For field change to the AMR8935A Cast Iron dish, it will require 16 Shoulder Lug Nuts. Order (16) 3A1 11-97810 Shoulder Lug Nuts from Parts.
- ③ Not approved for loader applications.
- ④ Not approved for Backhoe application.

M7060HFC/HD/HDC/HD12/HDC12

M7060HDC		Price with Tire Option		
TIRES AND WHEELS (priced per piece)				
ORDER CODE	DESCRIPTION	APPROX. SHIP WT.	SUGG. LIST PRICE	SUGG. LIST
AMR8955C**	F-TIRE 9.5-24 R1 6-PLY BIAS DURA TRQ	130	\$ 459.00	\$ 43,135.00
AMR8932C**	R-TIRE 16.9-30 R1 AG Steel Bias	319	\$ 1,118.00	
AMR8955C	F-TIRE 9.5-24 R1 6-PLY BIAS DURA TRQ	130	\$ 459.00	\$ 44,315.00
AMR8935D ①②	R-TIRE 16.9-30 R1 DURA TORQUE TL CST	620	\$ 1,708.00	
MR8956	F/TIRE 9.50-20 R1 6P T/T AG	98	\$ 344.00	\$ 42,483.00
MR8924B	R-TIRE 16.9-24 R1 6PLY BIAS	250	\$ 907.00	
MR8954B	F-TIRE 9.5-24 R3 TF 4PLY AL	130	\$ 462.00	\$ 42,943.00
AMR8938	R-TIRE 18.4-26 R3 TF Steel Bias DA	310	\$ 1,019.00	
AMR8536	F-TIRE 29x12.5-15 R3 TF StL	77	\$ 321.00	\$ 42,391.00
AMR8979 ④	R-TIRE 21.5L-16.1 R3 TF Steel Bias DA	245	\$ 884.00	
AMR8526	F-TIRE LSW305-521NHS R3 TF Steel Bias AA	113	\$ 430.00	\$ 42,953.00
AMR8541	R-TIRE LSW570-648 R3 6PLY SFT TRF ST	261	\$ 1,056.00	
AMR8993 ③	F-TIRE 14x17.5 R4 IN Steel Bias AA	168	\$ 659.00	\$ 43,171.00
ALR8917	R-TIRE 16.9-24 R4 IN Steel	267	\$ 936.00	

M7060HD12		Price with Tire Option		
TIRES AND WHEELS (priced per piece)				
ORDER CODE	DESCRIPTION	APPROX. SHIP WT.	SUGG. LIST PRICE	SUGG. LIST
AMR8955C**	F-TIRE 9.5-24 R1 6-PLY BIAS DURA TRQ	130	\$ 459.00	\$ 37,052.00
AMR8932C**	R-TIRE 16.9-30 R1 AG Steel Bias	319	\$ 1,118.00	
AMR8955C	F-TIRE 9.5-24 R1 6-PLY BIAS DURA TRQ	130	\$ 459.00	\$ 38,232.00
AMR8935D ①②	R-TIRE 16.9-30 R1 DURA TORQUE TL CST	620	\$ 1,708.00	
MR8956	F/TIRE 9.50-20 R1 6P T/T AG	98	\$ 344.00	\$ 36,400.00
MR8924B	R-TIRE 16.9-24 R1 6PLY BIAS	250	\$ 907.00	
MR8954B	F-TIRE 9.5-24 R3 TF 4PLY AL	130	\$ 462.00	\$ 36,860.00
AMR8938	R-TIRE 18.4-26 R3 TF Steel Bias DA	310	\$ 1,019.00	
AMR8536	F-TIRE 29x12.5-15 R3 TF StL	77	\$ 321.00	\$ 36,308.00
AMR8979 ④	R-TIRE 21.5L-16.1 R3 TF Steel Bias DA	245	\$ 884.00	
AMR8526	F-TIRE LSW305-521NHS R3 TF Steel Bias AA	113	\$ 430.00	\$ 36,870.00
AMR8541	R-TIRE LSW570-648 R3 6PLY SFT TRF ST	261	\$ 1,056.00	
AMR8993 ③	F-TIRE 14x17.5 R4 IN Steel Bias AA	168	\$ 659.00	\$ 37,088.00
ALR8917	R-TIRE 16.9-24 R4 IN Steel	267	\$ 936.00	

** Standard tires.

① Recommended for loader applications, increases base weight by approximately 600 lbs.

② Requires 16 Shouldered Lug Nuts, P/N 3A111-97810 for field installation. However, tractors ordered with the cast iron dish wheels will have the shouldered Lug Nuts installed by KTC assembly.

③ For field installation, requires (16) 36500-49410 Spring Washers. Order from Parts.

④ Not approved for Backhoe application.

M7060HFC/HD/HDC/HD12/HDC12

M7060HDC12		Price with Tire Option		
TIRES AND WHEELS (priced per piece)				
ORDER CODE	DESCRIPTION	APPROX. SHIP WT.	SUGG. LIST PRICE	SUGG. LIST
AMR8955C**	F-TIRE 9.5-24 R1 6-PLY BIAS DURA TRQ	130	\$ 459.00	\$ 45,275.00
AMR8932C**	R-TIRE 16.9-30 R1 AG Steel Bias	319	\$ 1,118.00	
AMR8955C	F-TIRE 9.5-24 R1 6-PLY BIAS DURA TRQ	130	\$ 459.00	\$ 46,455.00
AMR8935D	①② R-TIRE 16.9-30 R1 DURA TORQUE TL CST	620	\$ 1,708.00	
MR8956	F/TIRE 9.50-20 R1 6P T/T AG	98	\$ 344.00	\$ 44,623.00
MR8924B	R-TIRE 16.9-24 R1 6PLY BIAS	250	\$ 907.00	
MR8954B	F-TIRE 9.5-24 R3 TF 4PLY AL	130	\$ 462.00	\$ 45,083.00
AMR8938	R-TIRE 18.4-26 R3 TF Steel Bias DA	310	\$ 1,019.00	
AMR8536	F-TIRE 29x12.5-15 R3 TF StL	77	\$ 321.00	\$ 44,531.00
AMR8979	④ R-TIRE 21.5L-16.1 R3 TF Steel Bias DA	245	\$ 884.00	
AMR8526	F-TIRE LSW305-521NHS R3 TF Steel Bias AA	113	\$ 430.00	\$ 45,093.00
AMR8541	R-TIRE LSW570-648 R3 6PLY SFT TRF ST	261	\$ 1,056.00	
AMR8993	③ F-TIRE 14x17.5 R4 IN Steel Bias AA	168	\$ 659.00	\$ 45,311.00
ALR8917	R-TIRE 16.9-24 R4 IN Steel	267	\$ 936.00	

** Standard tires.

① Recommended for loader applications, increases base weight by approximately 600 lbs.

② For field change to the AMR8935A Cast Iron dish, it will require 16 Shoulder Lug Nuts. Order (16) 3A111-97810 Shoulder Lug Nuts from Parts.

③ For field installation, requires (16) 36500-49410 Spring Washers. Order from Parts.

④ Not approved for Backhoe applications.

M7060HFC/HD/HDC/HD12/HDC12

ORDER CODE	DESCRIPTION	APPROX. SHIP WT.	SUGGESTED LIST PRICE
HYDRAULIC VALVES			
M7604	① SCD (Self Canceling Detent) ROPS Models		\$693.00
M7605	① FD (Float Detent) ROPS Models		\$684.00
M7610	① SCD (Self Canceling Detent) Cab Models	15	\$693.00
M7611	① FD (Float Detent) Cab Models	13	\$684.00
REMOTE VALVE LEVER KITS			
M7607	② 2nd Position (ROPS)	4	\$140.00
M7608	② 3rd Position (ROPS Models)	5	\$140.00
M7687	② 2nd Position (Cab Models)	4	\$140.00
M7688	② 3rd Position (Cab Models)	3	\$140.00
CREEP SPEED KIT			
M7691	③ Cassette type installation ROPS Models	15	\$673.00
M7680	③ Cassette type installation 12 speed ROPS Models	15	\$673.00
PTO KIT			
M7690	540/540E PTO Kit Std on 12 speed Models (Standard on HD12/HDC12)		\$1,020.00
DRAWBAR CLEVIS			
M9594	Drawbar Clevis	12	\$71.00
100 AMP HIGH CAPACITY ALTERNATOR KIT			
M7965	High Capacity Alternator Kit, Cab and ROPS Models	10	\$504.00
REAR WORK LIGHT			
M7630	One Light (Maximum 1 Light/Tractor) ROPS Models	3	\$85.00
CANOPY			
E1134	④ Deluxe Fiberglass Canopy (ROPS Models) Requires E1136 Mounting Kit	63	\$387.00
E1136	Mounting Kit (Brackets/Hardware/Instructions)	30	\$191.00
E1138	Work Light Set for Canopy (optional 2-lights)	10	\$125.00
DOWN EXHAUST MUFFLER			
M7956	Muffler Kit (ROPS Models)	29	\$332.00
REAR AXLE SPACER KIT			
M9564	⑤ Rear Axle Spacer Kit	50	\$705.00
BLOCK HEATER (Available only from Parts)			
70000-73274	Block Heater	(Order from Parts Department)	

- ① Order choice of Valves, either type valve can be used in the 2nd or 3rd Position. Requires appropriate Lever Kit.
- ② As stated in ①, you must order the appropriate Lever Kit. The Lever Kits are separate from the valves to allow the proper application sequence of SCD and/or FD Valves for a particular application.
- ③ This is a cassette kit consult your service dept. for labor installation time, approximately 2-3 hours.
- ④ Do not fold ROPS with Canopy installed.
- ⑤ Rear Axle Spacer Kit provides 72" spacing with AG tires.

M7060HFC/HD/HDC/HD12/HDC12

ORDER CODE	DESCRIPTION	APPROX. SHIP WT.	SUGGESTED LIST PRICE
GRILLE GUARD			
M1871A	① Grille Guard	83	\$196.00
M1876A	② Grille Guard	61	\$196.00
CAB OPTIONS			
M7649	Rear Window Wiper Kit with washer	5	\$233.00
E9299A	⑤ AM/FM Radio with MP3 Port and 7-Channel Weather Band.	4	\$310.00
E9276B	⑤ AM/FM Radio CD/MP3 Player with 7-Channel Weather Band.	4	\$440.00
M9270	Air Ride Seat Suspension Kit	40	\$506.00
M7698	③ Elec-Defogger Kit and 80 Amp Alternator Includes corner and rear windows with electric grids, 80 amp alternator, hardware and instructions.	70	\$769.00
3C581-97010	Monitor Bracket universal type, attaches to right side Cab post.	(Order from Parts Department)	
77700-01098	12V/3-Pin 30 Amp Coupler Pigtail, 12" Long	(Order from Parts Department)	

- ① M1871 Grille Guard is compatible with M1875A Front Weight Bracket.
- ② M1876 Grille Guard is compatible with M8075 Front Bumper.
- ③ May require wiring harness, verify serial number on PIB-2006-050.
- ④ Refer to PIB2007-002 R1. Required for this serial number and below,
M5040FC s/n ~ 10493, M5040DTC/HDC s/n ~ 51512, M6040FC s/n ~ 10234, M6040DTC/HDC s/n ~ 51271,
M7040FC s/n ~ 10428, M7040DTC/HDC s/n ~ 52896, M8540FC s/n ~ 10163, M8540DTC/HDC/HDC12 s/n ~ 51223,
M9540FC s/n ~ 10239, M9540DTC/HDC/HDC12 s/n ~ 52521
- ⑤ Radios have a 2-year warranty.

M7060HFC/HD/HDC/HD12/HDC12

ORDER CODE	DESCRIPTION	APPROX. SHIP WT.	SUGGESTED LIST PRICE
REPLACEMENT CAB			
<i>Field installation required. Attachment system, lights, electrical harness, glass, control levers, roof and headliner, dash tower, steering column, and pedals are included. Note: Some components from old cab need to be installed into new cab, i.e., steering wheel, seat, dash, floor mat, floor pan. HDC, Hydraulic Shuttle models requires different clutch pedal and shuttle lever components. Use old if okay, otherwise order new.</i>			
M7034	Replacement Ultra Grand Cab for M7060HFC/HDC/HDC12		TBA
OPTIONAL EQUIPMENT			
BALLAST BOX			
M8180	Three point ballast box 1280 lb capacity w/dry sand (13 cubic feet)	220	\$593.00
FRONT WEIGHTS, WEIGHT BUMPER AND BOLT KITS			
M8071	Suitcase Weight (105 lbs each) Requires M8075 Weight Bumper and M8073 Bolt/Bar Kit. Maximum of 10 Weights.	104	\$85.00
M8073	Bolt/Bar Kit - Weight(s) One Bolt/Bar Kit per 1-10 M8071 Weights on M8075	9	\$52.00
M8074	Bolt/Bar Kit - Weight(s) One Bolt/Bar Kit per 1-7 M8071 Weights on M1875A	7	\$58.00
M8075	①② Weight Bumper (230 lbs. Each) Requires (1) M8076 Bolt Kit Not approved for front loader applications on 4WD models.	227	\$345.00
M1875A	① Weight Bracket (59 lbs) (1-7) M8071 Weights compatible with M1871 Grille Guard.	64	\$211.00
M8076	Bolt Kit - Bumper	4	\$57.00
REAR WHEEL WEIGHTS AND BOLT KIT (You must order both items.)			
M8126A	③ Rear Wheel Weights, set of 2 (164 lbs. each) Requires M8119B or LM8125A Bolt Kits. Use with 28" and 30" diameter Wheels.	328	\$298.00
M8119B	Bolt Kit for 1st set M8126A Wts on Cast Iron Wheels.	8	\$27.00
M8127B	④ Bolt Kit for 2nd and 3rd sets M8126A Wts Wheels, one Bolt Kit per weight set.	6	\$20.00
M8121A	Bolt Kit for 2nd and 3rd set of LM8124 wts one Bolt Kit per weight set.	9	\$21.00
LM8124	Requires LM8125A Bolt Kit. Use with 24" and 26" diameter Steel Disc Wheels.	206	\$279.00
LM8125A	Bolt Kit for 1st set of LM8124 and M8126A.	6	\$67.00

- ① M1871A Grille Guard is compatible with M1875A Front Weight Bracket.
- ② M1876 Grille Guard is compatible with M8075 Front Bumper.
- ③ Maximum 3 weights per wheel.
- ④ M8127B Bolt Kit is required to add the 2nd or 3rd set of M8126A weights. Requires one M8127B per M8126A weight set.
- ⑤ Up to 3 weights per wheel. Use M8121A bolt kit to attach the 2nd and 3rd set of LM8124 weights, requires one bolt kit per set of weights. Not compatible with 24" M-Series front wheels.

M7040HDNB-1 / HDNBC-1 Narrow

*** EQUIPMENT IN STANDARD MACHINE ***

DIESEL ENGINE

Model # V3307-DI
4 Cyl. 203 cu. in.
Turbo Charged with EGR Valve
+ 71 Net Eng. HP
+ 64 PTO HP
@ 2600 Eng. rpm
EPA Interim Tier IV Emission Certified
12V 700 CCA Battery
Charging Output 45 amps ROPS
60 amps Cab

HYDRAULICS / HITCH / DRAWBAR

Open Center Gear Type
6.1 gpm Power Steering
11.0 gpm Remotes / 3 Pt. Hitch
@ 2770 psi
17.1 gpm Total
Cat I 3-point Hitch (w/Cat II Link Ends)
At lift Point 4200 lbs.
24" Behind 3307 lbs.
Rigid lower link ends
First Remote (SCD) with Self
Canceling Detents
Stabilizers
Swinging Drawbar

FRONT AXLE

Hydrostatic Power Steering
4WD: Bevel Gear
Cast Iron
Bi-Speed Turn
4wd Indicator Light / Bi-Speed

DRIVE TRAIN

Four Speed Fully Synchronized 8F/8R
Speeds Hydraulic shuttle Cassette Type
Creep Speed option Planetary Final
Drives
Rear Diff. Lock

+ Manufacturer estimate.

FLUID CAPACITY

Fuel Tank	15.9 gal. ROPS
	20.1 gal. Cab
Cooling System	8.5 qts.
Crankcase	11.6 qts.
Transmission and Hydraulics	13.7 gal.
Front Axle (4WD)	9.0 qts.

INSTRUMENTS

LED Panel / LCD Readout
for mph and PTO speed
Tachometer/Hour meter
Oil Pressure
Fuel Gauge
Coolant Temperature

POWER TAKE OFF

Live-Independent Hyd. PTO
SAE 1 3/8" Six Spline
540 rpm @ 2160 Eng. rpm

LIGHTING

2 Headlights w/sidelights
2 Tail lights
2 Hazard Flasher Lights with Turn
Signals
7 Pin Electrical Trailer Connector

SAFETY EQUIPMENT

Flip-Up PTO Shield
Safety Start Switches
PTO – OPC (Operator Presence
Control, Alarm 10 seconds)
Electric Key Shut Off
Mechanical Wet Disc Brakes
Parking Brakes
Turn Signals
SMV Sign

ROPS Model

Mid-Mounted 2-Post Foldable ROPS
with Retractable Seat Belt
Tilt Steering Wheel

CAB

Integral Factory ROPS Certified
Retractable Seat Belt
Flat Deck
Mechanical Suspension Seat, Vinyl
Cover
Tinted Glass
Dual Level Air Conditioning & Heater
New Electric A/C Controls
Front Wiper w/Washer – 2 Speed
Radio Ready, includes 2-speakers,
antenna, and wiring harness
Left Side Exterior Mirror
2 - Front Halogen Work Lights
2 - Rear Halogen Work Lights
2 Doors, Frameless all glass
Left Side Step
Sun Visor
Tilt Steering Wheel
Interior Dome Light
Accessory Plug 12V - 15 Amp and
12Volt 3 Pin 30 Amp Coupler
Cup Holder
Ashtray
Horn (-1 Cab Models)

M7040HDNB-1

Loader ready for LA754N Loader

TIRES AND WHEELS

Front 8.0 x 16 R1
Rear 12.4 x 24 R1

M7040HDNB-1 / HDNBC-1 Narrow

ORDER CODE	DESCRIPTION	APPROX. SHIP WT.	SUGGESTED LIST PRICE
*** STANDARD MACHINE WITH STANDARD TIRES ***			
M7040HDNB-1	4WD Narrow Tractor (Hydraulic Shuttle) With 2 Post Mid-Mounted foldable ROPS	5994	\$ 35,006.00
M7040HDNBC-1	4WD Narrow Cab Tractor (Hydraulic Shuttle) Loader Ready	5994	\$ 44,122.00

M7040HDNB-1		Price with Tire Option		
TIRES AND WHEELS (priced per piece)		APPROX. SHIP WT.	SUGG. LIST PRICE	SUGG. LIST
ORDER CODE	DESCRIPTION			
AMR8539A**	F-TIRE 8.0-16 R1 AG	60	\$ 231.00	\$ 35,006.00
AMR8975C**	F/R-TIRE 12.4-24 R1 AG 8PLY TRU GRIP	187	\$ 577.00	
AMR8539A	F-TIRE 8.0-16 R1 AG	60	\$ 231.00	\$ 35,644.00
MR8918 ①	R-TIRE 18.4-16.1 R1 AG Stee	189	\$ 896.00	
AMR8542A	F-TIRE 27X8.50-15 TITAN TRAC LDR TL	51	\$ 251.00	\$ 35,372.00
AMR8544 ②	R-TIRE 320/85R20 AG	169	\$ 740.00	
AMR8539A	F-TIRE 8.0-16 R1 AG	60	\$ 231.00	\$ 35,242.00
AMR8503A	F-TIRE 12.4R24 R1 AG Steel Radial AA	206	\$ 695.00	
AMR8534A	F-TIRE 9.5-16 R1DURA TORQUE TL	77	\$ 377.00	\$ 36,624.00
AMR8504A	R-TIRE 380/85R24 R1W W/STEEL WHEEL	288	\$ 1,240.00	
AMR8534A	F-TIRE 9.5-16 R1DURA TORQUE TL	77	\$ 377.00	\$ 37,748.00
AMR8505A	R-TIRE 380/85R24 R1W W/CAST WHEEL	621	\$ 1,802.00	
AMR8543	F-TIRE 280/70R18 R1W	126	\$ 693.00	\$ 38,446.00
AMR8506	R-TIRE 480/65R24 R1 AG Cast Radial DA	664	\$ 1,835.00	

M7040HDNBC-1		Price with Tire Option		
TIRES AND WHEELS (priced per piece)		APPROX SHIP WT.	SUGG. LIST PRICE	SUGG. LIST
ORDER CODE	DESCRIPTION			
AMR8539A**	F-TIRE 8.0-16 R1 AG	60	\$ 231.00	\$ 44,122.00
AMR8975C**	F/R-TIRE 12.4-24 R1 AG 8PLY TRU GRIP	187	\$ 577.00	
AMR8542A	F-TIRE 27X8.50-15 TITAN TRAC LDR TL	51	\$ 251.00	\$ 44,488.00
AMR8544 ②	R-TIRE 320/85R20 AG	169	\$ 740.00	
AMR8539A	F-TIRE 8.0-16 R1 AG	60	\$ 231.00	\$ 44,358.00
AMR8503A	F-TIRE 12.4R24 R1 AG Steel Radial AA	206	\$ 695.00	
AMR8534A	F-TIRE 9.5-16 R1DURA TORQUE TL	77	\$ 377.00	\$ 45,740.00
AMR8504A	R-TIRE 380/85R24 R1W W/STEEL WHEEL	288	\$ 1,240.00	
AMR8534A	F-TIRE 9.5-16 R1DURA TORQUE TL	77	\$ 377.00	\$ 46,864.00
AMR8505A	R-TIRE 380/85R24 R1W W/CAST WHEEL	621	\$ 1,802.00	
AMR8543	F-TIRE 280/70R18 R1W	126	\$ 693.00	\$ 47,562.00
AMR8506	R-TIRE 480/65R24 R1 AG Cast Radial DA	664	\$ 1,835.00	

** Standard tires.

① For field installation, requires (16) 36500-49410 Spring Washers. Order from Parts.

② Not applicable on Cab model due to rim interference to Cab Mount Bracket.

M7040HDNB-1 / HDNBC-1 Narrow

ORDER CODE		DESCRIPTION	APPROX. SHIP WT.	SUGGESTED LIST PRICE
HYDRAULIC VALVES				
M7610	①	SCD (Self Canceling Detent) ROPS / Cab	15	\$693.00
M7611	①	FD (Float Detent) ROPS model only	13	\$684.00
REMOTE VALVE LEVER KITS				
M7640	②	2nd Position - ROPS	5	\$175.00
M7641	②	3rd Position - ROPS	5	\$175.00
M7662	②	2nd Position - Cab	4	\$175.00
M7663	②	3rd Position - Cab	5	\$175.00
CREEP SPEED KIT				
M7643	③	Cassette type installation Requires Dealer installation	15	\$673.00
DRAWBAR CLEVIS				
M9594		Drawbar Clevis	12	\$71.00
80 AMP HIGH CAPACITY ALTERNATOR KIT				
M7624		High Capacity Alternator Kit, ROPS Models	10	\$400.00
M7673		High capacity Alternator Kit, -1 ROPS models	10	\$422.00
M7625		High Capacity Alternator Kit, Cab models Requires 3C851-83392 from Parts Department	10	\$400.00
REAR WORK LIGHT				
M9543		One Light (Maximum 1 Light/Tractor) - ROPS	3	\$108.00
REAR AXLE SPACER KIT				
M9564	④	Rear Axle Spacer Kit	50	\$705.00
BLOCK HEATER (Available only from Parts)			(Order from Parts Department)	
70000-73274		Block Heater		

- ① Order choice of Valves, either type valve can be used in the 2nd or 3rd Position. Requires appropriate Lever Kit.
- ② As stated in ①, you must order the appropriate Lever Kit. The Lever Kits are separate from the valves to allow the proper application sequence of SCD and/or FD Valves for a particular application.
- ③ This is a cassette kit consult your service dept. for labor installation time, approximately 2-3 hours.
- ④ Rear Axle Spacer Kit provides 2" per wheel wider tread spacing.

M7040HDNB-1 / HDNBC-1 Narrow

ORDER CODE	DESCRIPTION	APPROX. SHIP WT.	SUGGESTED LIST PRICE
OPTIONAL EQUIPMENT			
BALLAST BOX			
M8180	Three point ballast box 1280 lb. Capacity w/dry sand (13 cubic feet)	220	\$593.00
FRONT WEIGHTS, WEIGHT BUMPER AND BOLT KITS			
M8071	Suitcase Weight (105 lbs. Each) Requires M1839 Weight Bumper and M8073 Bolt/Bar Kit. Maximum of 10 Weights.	105	\$85.00
M8073	Bolt/Bar Kit - Weight(s) One Bolt/Bar Kit per 1-10 M8071 Weights	9	\$52.00
M1839 ⑤	Front Weight Bracket (includes Bolt Kit)	90	\$420.00
REAR WHEEL WEIGHTS AND BOLT KIT (You must order both items.)			
LM8124 ①②③	Rear Wheel Weight, set of 2 (103 lbs. each) Requires LM8125A Bolt Kit. Use with 24" steel disc	206	\$279.00
LM8125A	Bolt Kit for 1st set of LM8124 wts.	6	\$67.00
M8121A ②	Bolt Kit for 2nd and 3rd set of LM8124 wts. on Steel Disc Wheels (1 bolt kit per set of wts.)	9	\$21.00
REPLACEMENT CAB			
<i>Field installation required. Attachment system, lights, electrical harness, glass, control levers, roof and headliner, dash tower, steering column, and pedals are included. Note: Some components from old cab need to be installed into new cab, i.e., steering wheel, seat, dash, floor mat, floor pan. Use old if okay, otherwise order new.</i>			
M7054	Replacement Cab	1050	\$9,150.00
CAB OPTIONS			
L8334	Rear Wiper and Washer	4	\$143.00
E9299A ④	AM/FM Radio with MP3 Port and 7-Channel Weather Band.	4	\$310.00
E9276B ④	AM/FM Radio CD/MP3 Player with 7-Channel Weather Band.	4	\$440.00
77700-01098	12V/3-Pin 30 Amp Coupler Pigtail, 12" Long	(Order from Parts Department)	
M9210	Air Ride Seat Assembly complete with mounting plate	55	\$851.00

- ① Maximum 3 weights per wheel.
- ② M8121A Bolt Kit is required to add the 2nd or 3rd set of LM8124 weights.
- ③ Up to 3 weights per wheel. Use M8121A bolt kit to attach the 2nd and 3rd set of LM8124 weights, requires one bolt kit per set of weights. Not compatible with 24" M-Series front wheels.
- ④ Radios have a 2-year warranty.
- ⑤ Grille guard is not available due to M1839 Wt. Bracket elevated design.

M8540F-1/FC-1/DT-1/HD-1/HD12-1/DTC-1/HDC-1/HDC12-1

*** EQUIPMENT IN STANDARD MACHINE ***

DIESEL ENGINE

Model # V3800-DI
Turbocharged with Wastegate
4 Cyl - 230 cu. in.
+ 85 Net Eng. HP
+ 76 PTO HP
EPA Tier III Emission Certified
Includes EGR Valve
12V 900 CCA Battery
Charging Output 45 amps (ROPS)
Charging Output 60 amps (CAB)

HYDRAULICS / HITCH / DRAWBAR

Open Center Gear Type
6.1 gpm Power Steering
17.0 gpm Remotes / 3 Pt. Hitch
@ 2844 psi
23.1 gpm Total
Cat II 3-point Hitch
At lift Point 5510 lbs.
24" Behind 4630 lbs.
Note: HD12-1 / HDC12-1 Models
At lift Point 8600 lbs.
24" Behind 7055 lbs.

Telescoping Lower Links
First Remote (SCD) with Self
Canceling Detents
Stabilizers
Swinging Drawbar

FRONT AXLE

Hydrostatic Power Steering
2WD: Tubular Steel Beam
Adj. (Telescoping) Tread
Spacing
4WD: Bevel Gear
Cast Iron
55 degree turning angle
Planetary Final Drives
Limited Slip Differential
Adj. (Rim) Tread Spacing

DRIVE TRAIN

Eight Speed Models

Four Speed Fully Synchronized
8F/8R Synchro Shuttle
8F/8R Speeds Hydraulic shuttle

Twelve Speed Models

HD12-1/HDC12-1 Models
Six Speed Fully Synchronized
1 2F/1 2R Speeds with Hydraulic
Shuttle
Planetary Final Drives
Rear Diff. Lock (ALL)
Creep Speed: Cassette Type option

FLUID CAPACITY

Fuel Tank (ROPS)	23.8 gal.
Fuel Tank (Cab)	29.1 gal.
Cooling System	9.5 qts.
Crankcase	11.3 qts.
Transmission and Hydraulics	14.25 gal.
Front Axle (4WD)	10.0 qts.

INSTRUMENTS

Tachometer/Hour meter
Oil Pressure
Fuel Gauge
Coolant Temperature

POWER TAKE OFF

Live-Independent Hyd. PTO
SAE 1 3/8" Six Spline
540 rpm @ 2205 Eng. rpm

LIGHTING

2 Headlights
2 Grill side lights
2 Tail lights
2 Hazard Flasher Lights with Turn
Signals (ROPS)
4 Hazard Flasher Lights with Turn
Signals (CAB)
7 Pin Electrical Trailer Connector

SAFETY EQUIPMENT

Flip-Up PTO Shield
Safety Start Switches
PTO – OPC (Operator Presence
Control, Alarm 10 seconds)
Electric Key Shut Off
Hydraulic Wet Disc Brakes
Transmission Parking Lock Turn
Signals
SMV Sign

ROPS MODEL

2-Post Foldable ROPS
Retractable Seat Belt

CAB (Ultra Grand Cab)

Integral Factory ROPS Certified
Retractable Seat Belt
Flat Deck
Grammer Deluxe Seat with Armrests
Tinted Glass
Dual Level Air Conditioning & Heater
New Electric A/C Controls
Front Wiper w/Washer – 2 Speed
Radio Ready, includes 2-speakers,
antenna, and wiring harness.
Left & Right Side Exterior Mirrors
2 - Front Work Lights
2 - Rear Work Lights
2 Doors, Frameless all glass
Left & Right Side Steps
Sun Visor
Tilt Steering Wheel
Interior Dome Light
Accessory Plug 12V - 15 Amp with
Hard Mount location right center post
Cup Holder
Ashtray
Horn (-1 Models)

TIRES AND WHEELS

2WD: Front 7.50 – 18 F2
Rear 18.4 x 28 R1
4WD: Front 11.2 x 24 R1
Rear 18.4 x 28 R1

+ Manufacturer estimate.

M8540F-1/FC-1/DT-1/HD-1/HD12-1/DTC-1/HDC-1/HDC12-1

ORDER CODE	DESCRIPTION	APPROX. SHIP WT.	SUGGESTED LIST PRICE
*** STANDARD MACHINE WITH STANDARD TIRES***			
M8540F-1*	2WD Utility ROPS Tractor (Synchro-Shuttle) With 2 Post foldable ROPS	5005	\$ 29,171.00
M8540FC-1*	2WD Utility Cab Tractor (Synchro-Shuttle) With Ultra Grand Cab	5665	\$ 37,394.00
M8540DT-1*	4WD Utility ROPS Tractor (Synchro-Shuttle) With 2 Post foldable ROPS	5400	\$ 33,663.00
M8540HD-1*	4WD Utility ROPS Tractor (Hydraulic Shuttle) With 2 Post foldable ROPS	5400	\$ 35,009.00
M8540HD12-1*	4WD Utility ROPS Tractor (Hydraulic Shuttle) With 12 Speed and Foldable ROPS	5400	\$ 36,163.00
M8540DTC-1*	4WD Utility Cab Tractor (Synchro-Shuttle) With Ultra Grand Cab	6065	\$ 41,886.00
M8540HDC-1*	4WD Utility Cab Tractor (Hydraulic Shuttle) With Ultra Grand Cab	6065	\$ 43,232.00
M8540HDC12-1*	4WD Utility Cab Tractor (Hydraulic Shuttle) With 12 Speed and Ultra Grand Cab	6065	\$ 44,675.00

* Subject to availability.

M8540F-1/FC-1/DT-1/HD-1/HD12-1/DTC-1/HDC-1/HDC12-1

M8540F-1*		Price with Tire Option		
TIRES AND WHEELS (priced per piece)				
ORDER CODE	DESCRIPTION	APPROX. SHIP WT.	SUGG. LIST PRICE	SUGG. LIST
AMR8961A**	F-TIRE 7.5-18 F2 Steel Bias AA	68	\$ 234.00	\$ 29,171.00
AMR8524**	R-TIRE 18.4-28 R1 AG Steel Bias DA	292	\$ 1,143.00	
AMR8961A	F-TIRE 7.5-18 F2 Steel Bias AA	68	\$ 234.00	\$ 30,149.00
AMR8525	① R-TIRE 18.4-28 R1 AG Cast Bias DA	610	\$ 1,632.00	
AMR8961A	F-TIRE 7.5-18 F2 Steel Bias AA	68	\$ 234.00	\$ 29,407.00
AMR8530A	R-TIRE 18.4-30 R1 6PLY BIAS HI-PWR	393	\$ 1,261.00	
AMR8980B	F-TIRE 10.00-16 FIRESTONE F2 8PLY	89	\$ 299.00	\$ 29,537.00
AMR8530A	R-TIRE 18.4-30 R1 6PLY BIAS HI-PWR	393	\$ 1,261.00	
AMR8980B	F-TIRE 10.00-16 FIRESTONE F2 8PLY	89	\$ 299.00	\$ 30,011.00
AMR8531	R-TIRE 18.4R30 R1 AG Steel Radial AA	429	\$ 1,498.00	
AMR8961A	F-TIRE 7.5-18 F2 Steel Bias AA	68	\$ 234.00	\$ 30,819.00
AMR8514A	① R-TIRE 18.4-30 R1 AG Cast Radial AA	699	\$ 1,967.00	
AMR8980B	F-TIRE 10.00-16 FIRESTONE F2 8PLY	89	\$ 299.00	\$ 30,949.00
AMR8514A	① R-TIRE 18.4-30 R1 AG Cast Radial AA	699	\$ 1,967.00	
AMR8961A	F-TIRE 7.5-18 F2 Steel Bias AA	68	\$ 234.00	\$ 29,881.00
AMR8531	R-TIRE 18.4R30 R1 AG Steel Radial AA	429	\$ 1,498.00	
AMR8961A	F-TIRE 7.5-18 F2 Steel Bias AA	68	\$ 234.00	\$ 29,335.00
AMR8537	R-TIRE 16.9-34 R1 AG Steel Bias DA	342	\$ 1,225.00	
AMR8961A	F-TIRE 7.5-18 F2 Steel Bias AA	68	\$ 234.00	\$ 30,303.00
AMR9258	① R-TIRE 16.9-34 R1 AG Cast Bias DA	910	\$ 1,709.00	
AMR8980B	F-TIRE 10.00-16 FIRESTONE F2 8PLY	89	\$ 299.00	\$ 29,465.00
AMR8537	R-TIRE 16.9-34 R1 AG Steel Bias DA	342	\$ 1,225.00	
AMR8980B	F-TIRE 10.00-16 FIRESTONE F2 8PLY	89	\$ 299.00	\$ 30,433.00
AMR9258	① R-TIRE 16.9-34 R1 AG Cast Bias DA	910	\$ 1,709.00	
AMR8970C	F-TIRE 9.5L-15SL F2, 8-PLY, 4 RIB	70	\$ 234.00	\$ 29,113.00
AMR8522	R-TIRE 18.4-26 R1 AG Steel Bias DA	346	\$ 1,114.00	
AMR8970C	F-TIRE 9.5L-15SL F2, 8-PLY, 4 RIB	70	\$ 234.00	\$ 29,009.00
AMR8521	R-TIRE 18.4-26 R3 TF Steel Bias DA	301	\$ 1,062.00	

** Standard tires.

* Subject to availability.

① Recommended for loader applications, increases base weight by approximately 600 lbs.

M8540F-1/FC-1/DT-1/HD-1/HD12-1/DTC-1/HDC-1/HDC12-1

M8540FC-1*		Price with Tire Option		
TIRES AND WHEELS (priced per piece)				
ORDER CODE	DESCRIPTION	APPROX. SHIP WT.	SUGG. LIST PRICE	SUGG. LIST
AMR8961A**	F-TIRE 7.5-18 F2 Steel Bias AA	68	\$ 234.00	\$ 37,394.00
AMR8933**	R-TIRE 16.9-30 R1 6PLY BIAS DURA STL	292	\$ 1,143.00	
AMR8961A	F-TIRE 7.5-18 F2 Steel Bias AA	68	\$ 234.00	\$ 38,524.00
AMR8935D ①	R-TIRE 16.9-30 R1 DURA TORQUE TL CST	620	\$ 1,708.00	
AMR8961A	F-TIRE 7.5-18 F2 Steel Bias AA	68	\$ 234.00	\$ 37,630.00
AMR8530A	R-TIRE 18.4-30 R1 6PLY BIAS HI-PWR	393	\$ 1,261.00	
AMR8980B	F-TIRE 10.00-16 FIRESTONE F2 8PLY	89	\$ 299.00	\$ 37,760.00
AMR8530A	R-TIRE 18.4-30 R1 6PLY BIAS HI-PWR	393	\$ 1,261.00	
AMR8980B	F-TIRE 10.00-16 FIRESTONE F2 8PLY	89	\$ 299.00	\$ 38,234.00
AMR8531	R-TIRE 18.4R30 R1 AG Steel Radial AA	429	\$ 1,498.00	
AMR8961A	F-TIRE 7.5-18 F2 Steel Bias AA	68	\$ 234.00	\$ 39,042.00
AMR8514A ①	R-TIRE 18.4-30 R1 AG Cast Radial AA	699	\$ 1,967.00	
AMR8980B	F-TIRE 10.00-16 FIRESTONE F2 8PLY	89	\$ 299.00	\$ 39,172.00
AMR8514A ①	R-TIRE 18.4-30 R1 AG Cast Radial AA	699	\$ 1,967.00	
AMR8961A	F-TIRE 7.5-18 F2 Steel Bias AA	68	\$ 234.00	\$ 38,104.00
AMR8531	R-TIRE 18.4R30 R1 AG Steel Radial AA	429	\$ 1,498.00	
AMR8961A	F-TIRE 7.5-18 F2 Steel Bias AA	68	\$ 234.00	\$ 37,558.00
AMR8537	R-TIRE 16.9-34 R1 AG Steel Bias DA	342	\$ 1,225.00	
AMR8961A	F-TIRE 7.5-18 F2 Steel Bias AA	68	\$ 234.00	\$ 38,526.00
AMR9258 ①	R-TIRE 16.9-34 R1 AG Cast Bias DA	910	\$ 1,709.00	
AMR8980B	F-TIRE 10.00-16 FIRESTONE F2 8PLY	89	\$ 299.00	\$ 37,688.00
AMR8537	R-TIRE 16.9-34 R1 AG Steel Bias DA	342	\$ 1,225.00	
AMR8980B	F-TIRE 10.00-16 FIRESTONE F2 8PLY	89	\$ 299.00	\$ 38,656.00
AMR9258 ①	R-TIRE 16.9-34 R1 AG Cast Bias DA	910	\$ 1,709.00	
AMR8970C	F-TIRE 9.5L-15SL F2, 8-PLY, 4 RIB	70	\$ 234.00	\$ 37,336.00
AMR8522	R-TIRE 18.4-26 R1 AG Steel Bias DA	346	\$ 1,114.00	
AMR8970C	F-TIRE 9.5L-15SL F2, 8-PLY, 4 RIB	70	\$ 234.00	\$ 37,232.00
AMR8521	R-TIRE 18.4-26 R3 TF Steel Bias DA	301	\$ 1,062.00	

** Standard tires.

* Subject to availability.

① Recommended for loader applications, increases base weight by approximately 600 lbs.

M8540F-1/FC-1/DT-1/HD-1/HD12-1/DTC-1/HDC-1/HDC12-1

M8540DT-1*		Price with Tire Option		
TIRES AND WHEELS (priced per piece)				
ORDER CODE	DESCRIPTION	APPROX. SHIP WT.	SUGG. LIST PRICE	SUGG. LIST
AMR8555A**	F-TIRE 11.2-24 R1 AG STL WAF BIAS DA	163	\$ 598.00	\$ 33,663.00
AMR8524**	R-TIRE 18.4-28 R1 AG Steel Bias DA	292	\$ 1,143.00	
AMR8555A	F-TIRE 11.2-24 R1 AG STL WAF BIAS DA	163	\$ 598.00	\$ 34,641.00
AMR8525 ①	R-TIRE 18.4-28 R1 AG Cast Bias DA	610	\$ 1,632.00	
AMR8556	F-TIRE 12.4-24 R1 AG STL WAF BIAS AA	201	\$ 620.00	\$ 33,943.00
AMR8530A	R-TIRE 18.4-30 R1 6PLY BIAS HI-PWR	393	\$ 1,261.00	
AMR8557	F-TIRE 12.4R24 R1 AG StL WAF RADIAL	220	\$ 738.00	\$ 34,653.00
AMR8531	R-TIRE 18.4R30 R1 AG Steel Radial AA	429	\$ 1,498.00	
AMR8557	F-TIRE 12.4R24 R1 AG StL WAF RADIAL	220	\$ 738.00	\$ 35,591.00
AMR8514A ①	R-TIRE 18.4-30 R1 AG Cast Radial AA	699	\$ 1,967.00	
AMR8556	F-TIRE 12.4-24 R1 AG STL WAF BIAS AA	201	\$ 620.00	\$ 33,871.00
AMR8537	R-TIRE 16.9-34 R1 AG Steel Bias DA	342	\$ 1,225.00	
AMR8556	F-TIRE 12.4-24 R1 AG STL WAF BIAS AA	201	\$ 620.00	\$ 34,839.00
AMR9258 ①	R-TIRE 16.9-34 R1 AG Cast Bias DA	910	\$ 1,709.00	
MR8957	F/TIRE 9.50-22 R1 6P T/T AG	123	\$ 401.00	\$ 32,797.00
AMR8523A	R-TIRE 16.9-24 R1 6 PLY DURA TQ STL	265	\$ 907.00	
AMR8808	F-TIRE 12.5/80-18 R4 IN Steel Bias AA	159	\$ 659.00	\$ 33,645.00
AMR8532	R-TIRE 19.5L-24 R4 IN STEEL BIAS AA	304	\$ 1,073.00	

M8540HD-1*		Price with Tire Option		
TIRES AND WHEELS (priced per piece)				
ORDER CODE	DESCRIPTION	APPROX. SHIP WT.	SUGG. LIST PRICE	SUGG. LIST
AMR8555A**	F-TIRE 11.2-24 R1 AG STL WAF BIAS DA	163	\$ 598.00	\$ 35,009.00
AMR8524**	R-TIRE 18.4-28 R1 AG Steel Bias DA	292	\$ 1,143.00	
AMR8555A	F-TIRE 11.2-24 R1 AG STL WAF BIAS DA	163	\$ 598.00	\$ 35,987.00
AMR8525 ①	R-TIRE 18.4-28 R1 AG Cast Bias DA	610	\$ 1,632.00	
AMR8556	F-TIRE 12.4-24 R1 AG STL WAF BIAS AA	201	\$ 620.00	\$ 35,289.00
AMR8530A	R-TIRE 18.4-30 R1 6PLY BIAS HI-PWR	393	\$ 1,261.00	
AMR8557	F-TIRE 12.4R24 R1 AG StL WAF RADIAL	220	\$ 738.00	\$ 35,999.00
AMR8531	R-TIRE 18.4R30 R1 AG Steel Radial AA	429	\$ 1,498.00	
AMR8557	F-TIRE 12.4R24 R1 AG StL WAF RADIAL	220	\$ 738.00	\$ 36,937.00
AMR8514A ①	R-TIRE 18.4-30 R1 AG Cast Radial AA	699	\$ 1,967.00	
AMR8556	F-TIRE 12.4-24 R1 AG STL WAF BIAS AA	201	\$ 620.00	\$ 35,217.00
AMR8537	R-TIRE 16.9-34 R1 AG Steel Bias DA	342	\$ 1,225.00	
AMR8556	F-TIRE 12.4-24 R1 AG STL WAF BIAS AA	201	\$ 620.00	\$ 36,185.00
AMR9258 ①	R-TIRE 16.9-34 R1 AG Cast Bias DA	910	\$ 1,709.00	
MR8957	F/TIRE 9.50-22 R1 6P T/T AG	123	\$ 401.00	\$ 34,143.00
AMR8523A	R-TIRE 16.9-24 R1 6 PLY DURA TQ STL	265	\$ 907.00	
AMR8808	F-TIRE 12.5/80-18 R4 IN Steel Bias AA	159	\$ 659.00	\$ 34,991.00
AMR8532	R-TIRE 19.5L-24 R4 IN STEEL BIAS AA	304	\$ 1,073.00	

** Standard tires.

* Subject to availability.

① Recommended for loader applications, increases base weight by approximately 600 lbs

Note: HD Waffle wheel dish mounts with flat face of lug nuts. If ordered separately for field installation or for replacement wheels, you must order (16) 36500-49410 Spring Washers from Parts, they are included automatically with KTC Assembly order tractors.

M8540F-1/FC-1/DT-1/HD-1/HD12-1/DTC-1/HDC-1/HDC12-1

M8540HD12-1*		Price with Tire Option		
TIRES AND WHEELS (priced per piece)				
ORDER CODE	DESCRIPTION	APPROX. SHIP WT.	SUGG. LIST PRICE	SUGG. LIST
AMR8555A**	F-TIRE 11.2-24 R1 AG STL WAF BIAS DA	163	\$ 598.00	\$ 36,163.00
AMR8524**	R-TIRE 18.4-28 R1 AG Steel Bias DA	292	\$ 1,143.00	
AMR8555A	F-TIRE 11.2-24 R1 AG STL WAF BIAS DA	163	\$ 598.00	\$ 37,141.00
AMR8525	① R-TIRE 18.4-28 R1 AG Cast Bias DA	610	\$ 1,632.00	
AMR8556	F-TIRE 12.4-24 R1 AG STL WAF BIAS AA	201	\$ 620.00	\$ 36,443.00
AMR8530A	R-TIRE 18.4-30 R1 6PLY BIAS HI-PWR	393	\$ 1,261.00	
AMR8557	F-TIRE 12.4R24 R1 AG StL WAF RADIAL	220	\$ 738.00	\$ 37,153.00
AMR8531	R-TIRE 18.4R30 R1 AG Steel Radial AA	429	\$ 1,498.00	
AMR8557	F-TIRE 12.4R24 R1 AG StL WAF RADIAL	220	\$ 738.00	\$ 38,091.00
AMR8514A	① R-TIRE 18.4-30 R1 AG Cast Radial AA	699	\$ 1,967.00	
AMR8556	F-TIRE 12.4-24 R1 AG STL WAF BIAS AA	201	\$ 620.00	\$ 36,371.00
AMR8537	R-TIRE 16.9-34 R1 AG Steel Bias DA	342	\$ 1,225.00	
AMR8556	F-TIRE 12.4-24 R1 AG STL WAF BIAS AA	201	\$ 620.00	\$ 37,339.00
AMR9258	① R-TIRE 16.9-34 R1 AG Cast Bias DA	910	\$ 1,709.00	
MR8957	F/TIRE 9.50-22 R1 6P T/T AG	123	\$ 401.00	\$ 35,297.00
AMR8523A	R-TIRE 16.9-24 R1 6 PLY DURA TQ STL	265	\$ 907.00	
AMR8808	F-TIRE 12.5/80-18 R4 IN Steel Bias AA	159	\$ 659.00	\$ 36,145.00
AMR8532	R-TIRE 19.5L-24 R4 IN STEEL BIAS AA	304	\$ 1,073.00	

** Standard tires.

* Subject to availability.

① Recommended for loader applications, increases base weight by approximately 600 lbs.

Note: HD Waffle wheel dish mounts with flat face of lug nuts. If ordered separately for field installation or for replacement wheels, you must order (16) 36500-49410 Spring Washers from Parts, they are included automatically with KTC Assembly order tractors.

M8540F-1/FC-1/DT-1/HD-1/HD12-1/DTC-1/HDC-1/HDC12-1

M8540DTC-1*		Price with Tire Option		
TIRES AND WHEELS (priced per piece)				
ORDER CODE	DESCRIPTION	APPROX. SHIP WT.	SUGG. LIST PRICE	SUGG. LIST
AMR8555A**	F-TIRE 11.2-24 R1 AG STL WAF BIAS DA	163	\$ 598.00	\$ 41,886.00
AMR8524**	R-TIRE 18.4-28 R1 AG Steel Bias DA	292	\$ 1,143.00	
AMR8555A	F-TIRE 11.2-24 R1 AG STL WAF BIAS DA	163	\$ 598.00	\$ 42,864.00
AMR8525 ①	R-TIRE 18.4-28 R1 AG Cast Bias DA	610	\$ 1,632.00	
AMR8556	F-TIRE 12.4-24 R1 AG STL WAF BIAS AA	201	\$ 620.00	\$ 42,166.00
AMR8530A	R-TIRE 18.4-30 R1 6PLY BIAS HI-PWR	393	\$ 1,261.00	
AMR8557	F-TIRE 12.4R24 R1 AG StL WAF RADIAL	220	\$ 738.00	\$ 42,876.00
AMR8531	R-TIRE 18.4R30 R1 AG Steel Radial AA	429	\$ 1,498.00	
AMR8557	F-TIRE 12.4R24 R1 AG StL WAF RADIAL	220	\$ 738.00	\$ 43,814.00
AMR8514A ①	R-TIRE 18.4-30 R1 AG Cast Radial AA	699	\$ 1,967.00	
AMR8556	F-TIRE 12.4-24 R1 AG STL WAF BIAS AA	201	\$ 620.00	\$ 42,094.00
AMR8537	R-TIRE 16.9-34 R1 AG Steel Bias DA	342	\$ 1,225.00	
AMR8556	F-TIRE 12.4-24 R1 AG STL WAF BIAS AA	201	\$ 620.00	\$ 43,062.00
AMR9258 ①	R-TIRE 16.9-34 R1 AG Cast Bias DA	910	\$ 1,709.00	
MR8957	F/TIRE 9.50-22 R1 6P T/T AG	123	\$ 401.00	\$ 41,020.00
AMR8523A	R-TIRE 16.9-24 R1 6 PLY DURA TQ STL	265	\$ 907.00	
AMR8808	F-TIRE 12.5/80-18 R4 IN Steel Bias AA	159	\$ 659.00	\$ 41,868.00
AMR8532	R-TIRE 19.5L-24 R4 IN STEEL BIAS AA	304	\$ 1,073.00	

M8540HDC-1*		Price with Tire Option		
TIRES AND WHEELS (priced per piece)				
ORDER CODE	DESCRIPTION	APPROX. SHIP WT.	SUGG. LIST PRICE	SUGG. LIST
AMR8555A**	F-TIRE 11.2-24 R1 AG STL WAF BIAS DA	163	\$ 598.00	\$ 43,232.00
AMR8524**	R-TIRE 18.4-28 R1 AG Steel Bias DA	292	\$ 1,143.00	
AMR8555A	F-TIRE 11.2-24 R1 AG STL WAF BIAS DA	163	\$ 598.00	\$ 44,210.00
AMR8525 ①	R-TIRE 18.4-28 R1 AG Cast Bias DA	610	\$ 1,632.00	
AMR8556	F-TIRE 12.4-24 R1 AG STL WAF BIAS AA	201	\$ 620.00	\$ 43,512.00
AMR8530A	R-TIRE 18.4-30 R1 6PLY BIAS HI-PWR	393	\$ 1,261.00	
AMR8557	F-TIRE 12.4R24 R1 AG StL WAF RADIAL	220	\$ 738.00	\$ 44,222.00
AMR8531	R-TIRE 18.4R30 R1 AG Steel Radial AA	429	\$ 1,498.00	
AMR8557	F-TIRE 12.4R24 R1 AG StL WAF RADIAL	220	\$ 738.00	\$ 45,160.00
AMR8514A ①	R-TIRE 18.4-30 R1 AG Cast Radial AA	699	\$ 1,967.00	
AMR8556	F-TIRE 12.4-24 R1 AG STL WAF BIAS AA	201	\$ 620.00	\$ 43,440.00
AMR8537	R-TIRE 16.9-34 R1 AG Steel Bias DA	342	\$ 1,225.00	
AMR8556	F-TIRE 12.4-24 R1 AG STL WAF BIAS AA	201	\$ 620.00	\$ 44,408.00
AMR9258 ①	R-TIRE 16.9-34 R1 AG Cast Bias DA	910	\$ 1,709.00	
MR8957	F/TIRE 9.50-22 R1 6P T/T AG	123	\$ 401.00	\$ 42,366.00
AMR8523A	R-TIRE 16.9-24 R1 6 PLY DURA TQ STL	265	\$ 907.00	
AMR8808	F-TIRE 12.5/80-18 R4 IN Steel Bias AA	159	\$ 659.00	\$ 43,214.00
AMR8532	R-TIRE 19.5L-24 R4 IN STEEL BIAS AA	304	\$ 1,073.00	

** Standard tires.

* Subject to availability.

① Recommended for loader applications, increases base weight by approximately 600 lbs.

Note: HD Waffle wheel dish mounts with flat face of lug nuts. If ordered separately for field installation or for replacement wheels, you must order (16) 36500-49410 Spring Washers from Parts, they are included automatically with KTC Assembly order tractors.

M8540F-1/FC-1/DT-1/HD-1/HD12-1/DTC-1/HDC-1/HDC12-1

M8540HDC12-1*		Price with Tire Option		
TIRES AND WHEELS (priced per piece)				
ORDER CODE	DESCRIPTION	APPROX. SHIP WT.	SUGG. LIST PRICE	SUGG. LIST
AMR8555A**	F-TIRE 11.2-24 R1 AG STL WAF BIAS DA	163	\$ 598.00	\$ 44,675.00
AMR8524**	R-TIRE 18.4-28 R1 AG Steel Bias DA	292	\$ 1,143.00	
AMR8555A	F-TIRE 11.2-24 R1 AG STL WAF BIAS DA	163	\$ 598.00	\$ 45,653.00
AMR8525	① R-TIRE 18.4-28 R1 AG Cast Bias DA	610	\$ 1,632.00	
AMR8556	F-TIRE 12.4-24 R1 AG STL WAF BIAS AA	201	\$ 620.00	\$ 44,955.00
AMR8530A	R-TIRE 18.4-30 R1 6PLY BIAS HI-PWR	393	\$ 1,261.00	
AMR8557	F-TIRE 12.4R24 R1 AG StL WAF RADIAL	220	\$ 738.00	\$ 45,665.00
AMR8531	R-TIRE 18.4R30 R1 AG Steel Radial AA	429	\$ 1,498.00	
AMR8557	F-TIRE 12.4R24 R1 AG StL WAF RADIAL	220	\$ 738.00	\$ 46,603.00
AMR8514A	① R-TIRE 18.4-30 R1 AG Cast Radial AA	699	\$ 1,967.00	
AMR8556	F-TIRE 12.4-24 R1 AG STL WAF BIAS AA	201	\$ 620.00	\$ 44,883.00
AMR8537	R-TIRE 16.9-34 R1 AG Steel Bias DA	342	\$ 1,225.00	
AMR8556	F-TIRE 12.4-24 R1 AG STL WAF BIAS AA	201	\$ 620.00	\$ 45,851.00
AMR9258	① R-TIRE 16.9-34 R1 AG Cast Bias DA	910	\$ 1,709.00	
MR8957	F/TIRE 9.50-22 R1 6P T/T AG	123	\$ 401.00	\$ 43,809.00
AMR8523A	R-TIRE 16.9-24 R1 6 PLY DURA TQ STL	265	\$ 907.00	
AMR8808	F-TIRE 12.5/80-18 R4 IN Steel Bias AA	159	\$ 659.00	\$ 44,657.00
AMR8532	R-TIRE 19.5L-24 R4 IN STEEL BIAS AA	304	\$ 1,073.00	

** Standard tires.

* Subject to availability.

① Recommended for loader applications, increases base weight by approximately 600 lbs.

Note: HD Waffle wheel dish mounts with flat face of lug nuts. If ordered separately for field installation or for replacement wheels, you must order (16) 36500-49410 Spring Washers from Parts, they are included automatically with KTC Assembly order tractors.

M8540F-1/FC-1/DT-1/HD-1/HD12-1/DTC-1/HDC-1/HDC12-1

ORDER CODE		DESCRIPTION	APPROX. SHIP WT.	SUGGESTED LIST PRICE
HYDRAULIC VALVES				
M7610	①	SCD (Self Canceling Detent) ROPS & Cab Models	15	\$693.00
M7611	①	FD (Float Detent) ROPS & Cab Models	15	\$684.00
REMOTE VALVE LEVER KITS				
M7614	②	2nd Position (ROPS Models)	5	\$140.00
M7615	②	3rd Position (ROPS Models)	5	\$140.00
M7616	②	2nd Position (Cab Models)	5	\$140.00
M7617	②	3rd Position (Cab Models)	5	\$140.00
FLOW CONTROL VALVE				
M9585	③	Flow Control Valve (ROPS & Cab Models)	15	\$501.00
M9595	④	Flow Control Valve (ROPS & Cab Models) With SCD Valve (For Valve to Valve operation) Requires M7614 or M7616 Lever Kit	15	\$1,041.00
3PT HITCH HIGH CAPACITY LIFT CYLINDERS				
M7651		High capacity lift cylinder kit, replaces standard lift cylinders. Lift capacity 7,055 lbs. (Standard on HD12 / HDC12 models)	20	\$961.00
CASSETTE TYPE CREEP SPEED KIT				
M7648	⑤	Requires Dealer installation. (ROPS & Cab Models)	61	\$966.00
DUAL SPEED PTO KIT				
M7623	⑥	540/1000 rpm PTO Kit (Includes 540 shaft and 1000 rpm shaft)	123	\$1,156.00
DRAWBAR CLEVIS				
M9594		Drawbar Clevis	11	\$71.00
80 AMP HIGH CAPACITY ALTERNATOR KIT				
M7624		High Capacity Alternator Kit, ROPS Models	15	\$400.00
M7625		High Capacity Alternator Kit, Cab Models	15	\$400.00
REAR WORK LIGHT				
M7630		One Light (Maximum 1 Light/Tractor)	20	\$85.00

① Order choice of Valves, either type valve can be used in the 2nd or 3rd Position. Requires appropriate Lever Kit.

② As stated in ①, you must order the appropriate Lever Kit. The Lever Kits are separate to allow proper application sequence of SCD and/or FD Valves.

③ Can be added to the standard SCD valve. Provides limited simultaneous operation with the 3 pt. hitch. A second SCD valve can be added.

④ Provides simultaneous operation between standard SCD and second SCD included with this Flow Control Valve.

⑤ ROPS or Cab model. Consult Service dept. for labor installation time.

⑥ Quick Change dual-speed shafts by removing one snap ring.

M8540F-1/FC-1/DT-1/HD-1/HD12-1/DTC-1/HDC-1/HDC12-1

ORDER CODE	DESCRIPTION	APPROX. SHIP WT.	SUGGESTED LIST PRICE
CANOPY			
E1134	① Deluxe Fiberglass Canopy (ROPS Models) Requires E1136 Mounting Kit	63	\$387.00
E1136	Mounting Kit (Brackets/Hardware/Instructions)	30	\$191.00
E1138	Work Light Set for Canopy (optional 2-lights)	10	\$125.00
DOWN EXHAUST MUFFLER			
M7646	Muffler Kit (ROPS Models)	30	\$332.00
M7634	Muffler Kit (-1 ROPS Models)	30	\$332.00
WIDE ROW FRONT AXLE SPACER KIT			
M8595	⑦ 72", 76" and 80" Wide Row Front Axle Kit Not approved for Loader applications	50	\$617.00
REAR AXLE SPACER KIT			
M7647	② Rear Axle Spacer Kit	50	\$643.00
BLOCK HEATER (Available only from Parts)			
70000-73274	Block Heater	(Order from Parts Department)	
GRILLE GUARD			
M1871A	③ Grille Guard (loader & non-loader applications)	83	\$196.00
M1876A	④ Grille Guard (loader & non-loader applications)	61	\$196.00
CAB OPTIONS			
M7649	Rear Window Wiper Kit with washer	5	\$233.00
E9299A	⑥ AM/FM Radio with MP3 Port and 7-Channel Weather Band.	4	\$310.00
E9276B	⑥ AM/FM Radio CD/MP3 Player with 7-Channel Weather Band.	4	\$440.00
M9270	Air Ride Seat Suspension Kit	40	\$506.00
M7650	Elec-Defogger Kit and 80 Amp Alternator Includes corner and rear windows with electric grids, 80 amp alternator, hardware and instructions. (May require M9222.)	50	\$674.00
M9222	⑤ Wire Harness Kit	10	\$140.00
3C581-97010	Monitor Mounting Bracket universal type attaches to right side Cab post	(Order from Parts Department)	
77700-01098	12V/3-Pin 30 Amp Coupler Pigtail, 12" Long	(Order from Parts Department)	

- ① Do not fold ROPS with Canopy installed.
- ② Rear Axle Spacer Kit provides 80" spacing with AG tires. M8540/M9540.
- ③ M1871 Grille Guard is compatible with M1875A Front Weight Bracket.
- ④ M1876 Grille Guard is compatible with M8075 Front Bumper.

- ⑤ Refer to PIB2007-002. Required for this serial number and below,
M5040FC s/n ~ 10493, M5040DTC/HDC s/n ~ 51512,
M6040FC s/n ~ 10234, M6040DTC/HDC s/n ~ 51271,
M7040FC s/n ~ 10428, M7040DTC/HDC s/n ~ 52896,
M8540FC s/n ~ 10163, M8540DTC/HDC/HDC12 s/n ~ 51223,
M9540FC s/n ~ 10239, M9540DTC/HDC/HDC12 s/n ~ 52521
- ⑥ Radios have a 2-year warranty.
- ⑦ 80" Tread spacing requires Rear Axle Spacer Kit (M7647).

M8540F(-1)/FC(-1)/DT(-1)/HD(-1)/HD12(-1)/DTC-1/HDC(-1)/HDC12(-1)

ORDER CODE	DESCRIPTION	APPROX. SHIP WT.	SUGGESTED LIST PRICE
------------	-------------	------------------	----------------------

REPLACEMENT CAB

Field installation required. Attachment system, lights, electrical harness, glass, control levers, roof and headliner, dash tower, steering column, and pedals are included. Note: Some components from old cab need to be installed into new cab, i.e., steering wheel, seat, dash, floor mat, floor pan. HDC, Hydraulic Shuttle models requires different clutch pedal and shuttle lever components. Use old if okay, otherwise order new.

M7052	Replacement Ultra Grand Cab for M8540FC/DTC	1055	\$8,846.00
M7053	Replacement Ultra Grand Cab for M8540HDC/HDC12	1055	\$8,846.00

OPTIONAL EQUIPMENT

BALLAST BOX

M8180	Three point ballast box 1280 lb. Capacity w/dry sand (13 cubic feet)	220	\$593.00
-------	---	-----	----------

FRONT WEIGHTS, WEIGHT BUMPER AND BOLT KITS

M8071	Suitcase Weight (105 lbs. Each) Requires M8075 Weight Bumper and M8073 Bolt/Bar Kit. Maximum of 10 Weights.	105	\$85.00
M8073	Bolt/Bar Kit - Weight(s) One Bolt/Bar Kit per 1-10 M8071 Weights on M8075	15	\$52.00
M8074	Bolt/Bar Kit - Weight(s) One Bolt/Bar Kit per 1-7 M8071 Weights on M1875A	6	\$58.00
M8075	① Weight Bumper (230 lbs. Each) Requires (1) M8076 Bolt Kit	230	\$345.00
M8076	① Bolt Kit - Bumper	15	\$57.00
M1875A	⑤ Weight Bracket (59 lbs) for 1-7 M8071 Weights Requires M8074 Bolt/Bar Kit	64	\$211.00

REAR WHEEL WEIGHTS AND BOLT KIT (You must order both items.)

M8126A	② Rear Wheel Weights, set of 2 (164 lbs. each) Requires M8119B and/or LM8125A Bolt Kits. Use with 28", 30", and 34" diameter Wheels.	320	\$298.00
M8119B	Bolt Kit for 1st set M8126A Wts on Cast Iron Wheels.	3	\$27.00
M8127B	③ Bolt Kit for 1st set M8126A Wts on Steel Disc Wheels, also use for 2nd and 3rd set of LM8124 wts or M8126A wts, one Bolt Kit per weight set.	3	\$20.00
LM8124	④ Rear Wheel Weight, set of 2 (103 lbs. each) Requires LM8125A Bolt Kit for first set of LM8124 Use with 24" & 26". Use M8121A for 2nd / 3rd set.	206	\$279.00
LM8125A	Bolt Kit for 1st set of LM8124 and M8126A	5	\$67.00
M8121A	Bolt Kit for 2nd and 3rd Set of LM8124 Weights	3	\$21.00

- ① The M8075 Weight Bumper and M8076 Bolt Kit are Standard Equipment on 2WD Tractors, M8075 is compatible with M1876 Grille Guard.
- ② Maximum 3 weights per wheel on Steel Disc, maximum 2 weights on Cast Iron Disc.
- ③ M8127B Bolt Kit is required to add the 2nd or 3rd set of M81 26A weights. Requires one M8127B per M8126A weight set.
- ④ Up to 3 weights per wheel. Use M8121A bolt kit to attach the 2nd and 3rd set of LM8124 weights, requires one bolt kit per set of weights. Not compatible with 24" M-Series front wheels.
- ⑤ M1875A Weight Bracket is lower cost option if less weight is required, compatible with Loader and M1871 Grille Guard.

This page intentionally left blank.

M8560HF / HFC / HD / HD12 / HDC / HDC12

*** EQUIPMENT IN STANDARD MACHINE ***

DIESEL ENGINE

Model # V3800-CR-TE4
CRS - Common Rail Electronic Fuel Injection
Electronic Governor Control
Turbocharged with Wastegate
4 Cyl - 230 cu. in.
+ 85 Net Eng. HP
+ 76 PTO HP
Interim Tier IV Emission Certified
Includes EGR Valve
12V 900 CCA Battery
Charging Output 45 amps (ROPS)
Charging Output 60 amps (CAB)
Charging Output 100 amps (optional)

HYDRAULICS / HITCH / DRAWBAR

Open Center Gear Type
6.1 gpm Power Steering
15.9 ROPS / 17.0 CAB
GPM Remotes / 3 Pt. Hitch
@ 2844 psi
22.0 ROPS / 23.1 CAB GPM Total
Cat II 3-point Hitch
At lift Point 5510 lbs.
24" Behind 4630 lbs.
Note: HD12 / HDC12 Models
At lift Point 8600 lbs.
24" Behind 7055 lbs.
Telescoping Lower Links
First Remote (SCD) with Self
Canceling Detents Standard
Stabilizers
Swinging Drawbar

FRONT AXLE

Hydrostatic Power Steering
2WD: Tubular Steel Beam
Adj. (Telescoping) Tread
Spacing
4WD: Bevel Gear
Cast Iron
55 degree turning angle
Planetary Final Drives
Limited Slip Differential
Adj. (Rim) Tread Spacing
Wide Row Kit Optional

DRIVE TRAIN

Eight Speed Models

Four Speed Fully Synchronized
8F/8R Speeds Hydraulic shuttle

Twelve Speed Models

HD12/HDC12 Models
Six Speed Fully Synchronized
12F/12R Speeds with Hydraulic
Shuttle
12TH Gear Overdrive maximum engine
RPM 2080, increases fuel economy
Planetary Final Drives
Rear Diff. Lock (ALL)
Creep Speed: Cassette Type option

FLUID CAPACITY

Fuel Tank (ROPS)	23.8 gal.
Fuel Tank (Cab)	29.1 gal.
Cooling System	9.5 qts.
Crankcase	11.3 qts.
Transmission and Hydraulics	14.25 gal.
Front Axle (4WD)	10.0 qts.

INSTRUMENTS

Tachometer/Hour meter
Oil Pressure
Fuel Gauge
Coolant Temperature

POWER TAKE OFF

Live-Independent Elec./Hyd. PTO
Electro/Hydraulic Engagement
540 PTO SAE 1 3/8" Six Spline
540 RPM @ 2205 Eng. RPM
540/540E @ 1520 Eng. RPM
(Economy) PTO (Opt.)
540/1000 RPM PTO (Opt.)
540 RPM @ 2205 Eng. RPM
1000 RPM @ 2389 Eng. RPM
1000 Shaft SAE 1 3/8" 21 Spline

LIGHTING

2 Headlights
2 Grill side lights
2 Tail lights
2 Hazard Flasher Lights with Turn
Signals (ROPS)
4 Hazard Flasher Lights with Turn
Signals (CAB)
7 Pin Electrical Trailer Connector

SAFETY EQUIPMENT

Flip-Up PTO Shield
Safety Start Switches
PTO – OPC (Operator Presence
Control, Alarm 10 seconds)
Electric Key Shut Off
Hydraulic Wet Disc Brakes Transmission
Parking Lock in Main Shift
Turn Signals, Safety Flashers
SMV Sign

ROPS MODEL

2-Post Foldable ROPS
Retractable Seat Belt

CAB (Ultra Grand Cab)

Integral Factory ROPS Certified
Retractable Seat Belt
Flat Deck
Grammer Deluxe Seat with Armrests
(Air Ride Optional)
Tinted Glass
Dual Level Air Conditioning & Heater
Electric A/C Controls
Front Wiper w/Washer – 2 Speed
Radio Ready, includes 2-speakers,
antenna, and wiring harness.
Left & Right Side Exterior Mirrors
2 - Front Work Lights
2 - Rear Work Lights
2 Doors, Frameless all glass
Left & Right Side Steps
Sun Visor
Tilt Steering Wheel
Interior Dome Light
Accessory Plug 12V - 15 Amp
3 Pin 12V-30 Amp Monitor Coupler
Hard Mount location right center post
Cup Holder
Ashtray
Horn

TIRES AND WHEELS

2WD: Front 7.50 – 18 F2
Rear 16.9 x 30 R1
4WD: Front 11.2 x 24 R1
Rear 16.9 x 30 R1

+ Manufacturer estimate.

M8560HF / HFC / HD / HD12 / HDC / HDC12

ORDER CODE	DESCRIPTION	APPROX. SHIP WT.	SUGGESTED LIST PRICE
*** STANDARD MACHINE WITH STANDARD TIRES***			
M8560HF	2WD Utility ROPS Tractor (Hydraulic Shuttle) With 2 Post foldable ROPS	5005	\$33,171.00
M8560HFC	2WD Utility Cab Tractor (Hydraulic Shuttle) With Ultra Grand Cab	5665	\$41,471.00
M8560HD	4WD Utility ROPS Tractor (Hydraulic Shuttle) With 2 Post foldable ROPS	5400	\$37,663.00
M8560HD12	4WD Utility ROPS Tractor (Hydraulic Shuttle) With 12 Speed and Foldable ROPS	5400	\$38,863.00
M8560HDC	4WD Utility Cab Tractor (Hydraulic Shuttle) With Ultra Grand Cab	6065	\$45,963.00
M8560HDC12	4WD Utility Cab Tractor (Hydraulic Shuttle) With 12 Speed and Ultra Grand Cab	6065	\$47,463.00

M8560HF / HFC / HD / HD12 / HDC / HDC12

M8560HF					
TIRES AND WHEELS (priced per piece) for: M8560HF (2WD ROPS Tractor)				Price with Tire Option	
ORDER CODE		DESCRIPTION	APPROX SHIP WT.	SUGG. LIST PRICE	SUGG. LIST
AMR8961A	**	F-TIRE 7.5-18 F2 Steel Bias AA	68	\$ 234.00	\$ 33,171.00
AMR8933	**	R-TIRE 16.9-30 R1 DuraTorq 19mm holes	348	\$ 1,143.00	
AMR8961A		F-TIRE 7.5-18 F2 Steel Bias AA	68	\$ 234.00	\$ 34,301.00
AMR8935D	①	R-TIRE 16.9-30 R1 Gdyl DuraTorq Cast	618	\$ 1,708.00	
AMR8961A		F-TIRE 7.5-18 F2 Steel Bias AA	68	\$ 234.00	\$ 33,407.00
AMR8530A		R-TIRE 18.4-30 R1 Titan Hi Trac Lug TL	393	\$ 1,261.00	
AMR8980B		F-TIRE 10.00-16 F2 Champ Guide Grip TL	89	\$ 299.00	\$ 33,537.00
AMR8530A		R-TIRE 18.4-30 R1 Titan Hi Trac Lug TL	393	\$ 1,261.00	
AMR8980B		F-TIRE 10.00-16 F2 Champ Guide Grip TL	89	\$ 299.00	\$ 34,011.00
AMR8531		R-TIRE 18.4R30 R1 Titan Hi Trac Lug STL	429	\$ 1,498.00	
AMR8961A		F-TIRE 7.5-18 F2 Steel Bias AA	68	\$ 234.00	\$ 34,819.00
AMR8514A	①	R-TIRE 18.4R30 R1 Titan Hi Pwr Lug Cast	699	\$ 1,967.00	
AMR8980B		F-TIRE 10.00-16 F2 Champ Guide Grip TL	89	\$ 299.00	\$ 34,949.00
AMR8514A	①	R-TIRE 18.4R30 R1 Titan Hi Pwr Lug Cast	699	\$ 1,967.00	
AMR8961A		F-TIRE 7.5-18 F2 Steel Bias AA	68	\$ 234.00	\$ 33,881.00
AMR8531		R-TIRE 18.4R30 R1 Titan Hi Trac Lug STL	429	\$ 1,498.00	
AMR8961A		F-TIRE 7.5-18 F2 Steel Bias AA	68	\$ 234.00	\$ 33,335.00
AMR8537		R-TIRE 16.9-34 R1 Trac Fild&Rd .84" off	342	\$ 1,225.00	
AMR8961A		F-TIRE 7.5-18 F2 Steel Bias AA	68	\$ 234.00	\$ 34,303.00
AMR9258	①	R-TIRE 16.9-34 R1 Trac Field & Rd Cast	910	\$ 1,709.00	
AMR8980B		F-TIRE 10.00-16 F2 Champ Guide Grip TL	89	\$ 299.00	\$ 33,465.00
AMR8537		R-TIRE 16.9-34 R1 Trac Fild&Rd .84" off	342	\$ 1,225.00	
AMR8980B		F-TIRE 10.00-16 F2 Champ Guide Grip TL	89	\$ 299.00	\$ 34,433.00
AMR9258	①	R-TIRE 16.9-34 R1 Trac Field & Rd Cast	910	\$ 1,709.00	
AMR8970C		F-TIRE 9.5L-15SL F2, 8-PLY, 4 RIB	70	\$ 234.00	\$ 33,113.00
AMR8522		R-TIRE 18.4-26 R1 F-Stone Trac Field&Rd	346	\$ 1,114.00	
AMR8970C		F-TIRE 9.5L-15SL F2, 8-PLY, 4 RIB	70	\$ 234.00	\$ 33,009.00
AMR8521		R-TIRE 18.4-26 R3 (ANS) 19mm holes	301	\$ 1,062.00	

** Standard tires.

① Recommended for loader applications, increases base weight by approximately 600 lbs.

M8560HF / HFC / HD / HD12 / HDC / HDC12

M8560HFC		Price with Tire Option			
TIRES AND WHEELS (priced per piece) for: M8560HFC (2 WD Cab Tractor)					
ORDER CODE		DESCRIPTION	WT.	APPROX SHIP SUGG. LIST PRICE	SUGG. LIST
AMR8961A	**	F-TIRE 7.5-18 F2 Steel Bias AA	68	\$ 234.00	\$ 41,471.00
AMR8933	**	R-TIRE 16.9-30 R1 DuraTorq 19mm holes	348	\$ 1,143.00	
AMR8961A		F-TIRE 7.5-18 F2 Steel Bias AA	68	\$ 234.00	\$ 42,601.00
AMR8935D	①	R-TIRE 16.9-30 R1 Gdyr DuraTorq Cast	618	\$ 1,708.00	
AMR8961A		F-TIRE 7.5-18 F2 Steel Bias AA	68	\$ 234.00	\$ 41,707.00
AMR8530A		R-TIRE 18.4-30 R1 Titan Hi Trac Lug TL	393	\$ 1,261.00	
AMR8980B		F-TIRE 10.00-16 F2 Champ Guide Grip TL	89	\$ 299.00	\$ 41,837.00
AMR8530A		R-TIRE 18.4-30 R1 Titan Hi Trac Lug TL	393	\$ 1,261.00	
AMR8980B		F-TIRE 10.00-16 F2 Champ Guide Grip TL	89	\$ 299.00	\$ 42,311.00
AMR8531		R-TIRE 18.4R30 R1 Titan Hi Trac Lug STL	429	\$ 1,498.00	
AMR8961A		F-TIRE 7.5-18 F2 Steel Bias AA	68	\$ 234.00	\$ 43,119.00
AMR8514A	①	R-TIRE 18.4R30 R1 Titan Hi Pwr Lug Cast	699	\$ 1,967.00	
AMR8980B		F-TIRE 10.00-16 F2 Champ Guide Grip TL	89	\$ 299.00	\$ 43,249.00
AMR8514A	①	R-TIRE 18.4R30 R1 Titan Hi Pwr Lug Cast	699	\$ 1,967.00	
AMR8961A		F-TIRE 7.5-18 F2 Steel Bias AA	68	\$ 234.00	\$ 42,181.00
AMR8531		R-TIRE 18.4R30 R1 Titan Hi Trac Lug STL	429	\$ 1,498.00	
AMR8961A		F-TIRE 7.5-18 F2 Steel Bias AA	68	\$ 234.00	\$ 41,635.00
AMR8537		R-TIRE 16.9-34 R1 Trac Fild&Rd .84" off	342	\$ 1,225.00	
AMR8961A		F-TIRE 7.5-18 F2 Steel Bias AA	68	\$ 234.00	\$ 42,603.00
AMR9258	①	R-TIRE 16.9-34 R1 Trac Field & Rd Cast	910	\$ 1,709.00	
AMR8980B		F-TIRE 10.00-16 F2 Champ Guide Grip TL	89	\$ 299.00	\$ 41,765.00
AMR8537		R-TIRE 16.9-34 R1 Trac Fild&Rd .84" off	342	\$ 1,225.00	
AMR8980B		F-TIRE 10.00-16 F2 Champ Guide Grip TL	89	\$ 299.00	\$ 42,733.00
AMR9258	①	R-TIRE 16.9-34 R1 Trac Field & Rd Cast	910	\$ 1,709.00	
AMR8970C		F-TIRE 9.5L-15SL F2, 8-PLY, 4 RIB	70	\$ 234.00	\$ 41,413.00
AMR8522		R-TIRE 18.4-26 R1 F-Stone Trac Field&Rd	346	\$ 1,114.00	
AMR8970C		F-TIRE 9.5L-15SL F2, 8-PLY, 4 RIB	70	\$ 234.00	\$ 41,309.00
AMR8521		R-TIRE 18.4-26 R3 (ANS) 19mm holes	301	\$ 1,062.00	

** Standard tires.

① Recommended for loader applications, increases base weight by approximately 600 lbs.

M8560HF / HFC / HD / HD12 / HDC / HDC12

M8560HD		Price with Tire Option		
TIRES AND WHEELS (priced per piece) for: M8560HD (4WD ROPS Tractor)				
ORDER CODE	DESCRIPTION	APPROX. SHIP WT.	SUGG. LIST PRICE	SUGG. LIST
AMR8555A	** F-TIRE 11.2-24 R1 AG STL WAF BIAS DA	163	\$ 598.00	\$ 37,663.00
AMR8933	** R-TIRE 16.9-30 R1 DuraTorq 19mm holes	348	\$ 1,143.00	
AMR8555A	F-TIRE 11.2-24 R1 AG STL WAF BIAS DA	163	\$ 598.00	\$ 38,793.00
AMR8935D	① R-TIRE 16.9-30 R1 Gdyr DuraTorq Cast	618	\$ 1,708.00	
AMR8556A	F-TIRE 12.4-24 R1 Ttn TruGrip Lug TL WAF	187	\$ 620.00	\$ 37,943.00
AMR8530A	R-TIRE 18.4-30 R1 Titan Hi Trac Lug TL	393	\$ 1,261.00	
AMR8557	F-TIRE 12.4R24 R1 Titan Hi Trac Lug WAF	220	\$ 738.00	\$ 38,653.00
AMR8531	R-TIRE 18.4R30 R1 Titan Hi Trac Lug STL	429	\$ 1,498.00	
AMR8557	F-TIRE 12.4R24 R1 Titan Hi Trac Lug WAF	220	\$ 738.00	\$ 39,591.00
AMR8514A	① R-TIRE 18.4R30 R1 Titan Hi Pwr Lug Cast	699	\$ 1,967.00	
AMR8556A	F-TIRE 12.4-24 R1 Ttn TruGrip Lug TL WAF	187	\$ 620.00	\$ 37,871.00
AMR8537	R-TIRE 16.9-34 R1 Trac Fild&Rd .84" off	342	\$ 1,225.00	
AMR8556A	F-TIRE 12.4-24 R1 Ttn TruGrip Lug TL WAF	187	\$ 620.00	\$ 38,839.00
AMR9258	① R-TIRE 16.9-34 R1 Trac Field & Rd Cast	910	\$ 1,709.00	
MR8957	F-TIRE 9.50-22 R1 Farm Svc Lug M 8stud	123	\$ 401.00	\$ 36,797.00
AMR8523A	R-TIRE 16.9-24 R1 Ttn Hi TracLug TL 2.5"	265	\$ 907.00	
AMR8808	F-TIRE 12.5/80-18 I3 Ttn Contrac 8stud	159	\$ 659.00	\$ 37,645.00
AMR8532	R-TIRE 19.5L-24 R4 Titan Ind Trac Lug	304	\$ 1,073.00	

** Standard tires.

① Recommended for loader applications, increases base weight by approximately 600 lbs.

Note: HD Waffle wheel dish mounts with flat face of lug nuts. If ordered separately for field installation or for replacement wheels, you must order (16) 36500-49410 Spring Washers from Parts. They are included automatically with KTC Assembly order tractors.

M8560HF / HFC / HD / HD12 / HDC / HDC12

M8560HD12		Price with Tire Option		
TIRES AND WHEELS (priced per piece) for: M8560HD12-1 (4WD ROPS Tractor)				
ORDER CODE	DESCRIPTION	APPROX. SHIP WT.	SUGG. LIST PRICE	SUGG. LIST
AMR8555A **	F-TIRE 11.2-24 R1 AG STL WAF BIAS DA	163	\$ 598.00	\$ 38,863.00
AMR8933 **	R-TIRE 16.9-30 R1 DuraTorq 19mm holes	348	\$ 1,143.00	
AMR8555A	F-TIRE 11.2-24 R1 AG STL WAF BIAS DA	163	\$ 598.00	\$ 39,993.00
AMR8935D ①	R-TIRE 16.9-30 R1 Gdyr DuraTorq Cast	618	\$ 1,708.00	
AMR8556A	F-TIRE 12.4-24 R1 Ttn TruGrip Lug TL WAF	187	\$ 620.00	\$ 39,143.00
AMR8530A	R-TIRE 18.4-30 R1 Titan Hi Trac Lug TL	393	\$ 1,261.00	
AMR8557	F-TIRE 12.4R24 R1 Titan Hi Trac Lug WAF	220	\$ 738.00	\$ 39,853.00
AMR8531	R-TIRE 18.4R30 R1 Titan Hi Trac Lug STL	429	\$ 1,498.00	
AMR8557	F-TIRE 12.4R24 R1 Titan Hi Trac Lug WAF	220	\$ 738.00	\$ 40,791.00
AMR8514A ①	R-TIRE 18.4R30 R1 Titan Hi Pwr Lug Cast	699	\$ 1,967.00	
AMR8556A	F-TIRE 12.4-24 R1 Ttn TruGrip Lug TL WAF	187	\$ 620.00	\$ 39,071.00
AMR8537	R-TIRE 16.9-34 R1 Trac Fild&Rd .84" off	342	\$ 1,225.00	
AMR8556A	F-TIRE 12.4-24 R1 Ttn TruGrip Lug TL WAF	187	\$ 620.00	\$ 40,039.00
AMR9258 ①	R-TIRE 16.9-34 R1 Trac Field & Rd Cast	910	\$ 1,709.00	
MR8957	F-TIRE 9.50-22 R1 Farm Svc Lug M 8stud	123	\$ 401.00	\$ 37,997.00
AMR8523A	R-TIRE 16.9-24 R1 Ttn Hi TracLug TL 2.5"	265	\$ 907.00	
AMR8808	F-TIRE 12.5/80-18 I3 Ttn Contrac 8stud	159	\$ 659.00	\$ 38,845.00
AMR8532	R-TIRE 19.5L-24 R4 Titan Ind Trac Lug	304	\$ 1,073.00	

** Standard tires.

① Recommended for loader applications, increases base weight by approximately 600 lbs.

Note: HD Waffle wheel dish mounts with flat face of lug nuts. If ordered separately for field installation or for replacement wheels, you must order (16) 36500-49410 Spring Washers from Parts. They are included automatically with KTC Assembly order tractors.

M8560HF / HFC / HD / HD12 / HDC / HDC12

M8560HDC		TIRES AND WHEELS (priced per piece) for M8560HDC (4WD Cab Tractor)			Price with Tire Option
ORDER CODE		DESCRIPTION	APPROX. SHIP WT.	SUGG. LIST PRICE	SUGG. LIST
AMR8555A	**	F-TIRE 11.2-24 R1 AG STL WAF BIAS DA	163	\$ 598.00	\$ 45,963.00
AMR8933	**	R-TIRE 16.9-30 R1 DuraTorq 19mm holes	348	\$ 1,143.00	
AMR8555A		F-TIRE 11.2-24 R1 AG STL WAF BIAS DA	163	\$ 598.00	\$ 47,093.00
AMR8935D	①	R-TIRE 16.9-30 R1 Gdyl DuraTorq Cast	618	\$ 1,708.00	
AMR8556A		F-TIRE 12.4-24 R1 Ttn TruGrip Lug TL WAF	187	\$ 620.00	\$ 46,243.00
AMR8530A		R-TIRE 18.4-30 R1 Titan Hi Trac Lug TL	393	\$ 1,261.00	
AMR8557		F-TIRE 12.4R24 R1 Titan Hi Trac Lug WAF	220	\$ 738.00	\$ 46,953.00
AMR8531		R-TIRE 18.4R30 R1 Titan Hi Trac Lug STL	429	\$ 1,498.00	
AMR8557		F-TIRE 12.4R24 R1 Titan Hi Trac Lug WAF	220	\$ 738.00	\$ 47,891.00
AMR8514A	①	R-TIRE 18.4R30 R1 Titan Hi Pwr Lug Cast	699	\$ 1,967.00	
AMR8556A		F-TIRE 12.4-24 R1 Ttn TruGrip Lug TL WAF	187	\$ 620.00	\$ 46,171.00
AMR8537		R-TIRE 16.9-34 R1 Trac Fild&Rd .84" off	342	\$ 1,225.00	
AMR8556A		F-TIRE 12.4-24 R1 Ttn TruGrip Lug TL WAF	187	\$ 620.00	\$ 47,139.00
AMR9258	①	R-TIRE 16.9-34 R1 Trac Field & Rd Cast	910	\$ 1,709.00	
MR8957		F-TIRE 9.50-22 R1 Farm Svc Lug M 8stud	123	\$ 401.00	\$ 45,097.00
AMR8523A		R-TIRE 16.9-24 R1 Ttn Hi TracLug TL 2.5"	265	\$ 907.00	
AMR8808		F-TIRE 12.5/80-18 I3 Ttn Contrac 8stud	159	\$ 659.00	\$ 45,945.00
AMR8532		R-TIRE 19.5L-24 R4 Titan Ind Trac Lug	304	\$ 1,073.00	

M8560HDC12		TIRES AND WHEELS (priced per piece) for M8560HDC (4WD Cab Tractor)			Price with Tire Option
ORDER CODE	DESCRIPTION	APPROX. SHIP WT.	SUGG. LIST PRICE	SUGG. LIST	
AMR8555A	** F-TIRE 11.2-24 R1 AG STL WAF BIAS DA	163	\$ 598.00	\$ 47,463.00	
AMR8933	** R-TIRE 16.9-30 R1 DuraTorq 19mm holes	348	\$ 1,143.00		
AMR8555A	F-TIRE 11.2-24 R1 AG STL WAF BIAS DA	163	\$ 598.00	\$ 48,593.00	
AMR8935D	① R-TIRE 16.9-30 R1 Gdyr DuraTorq Cast	618	\$ 1,708.00		
AMR8556A	F-TIRE 12.4-24 R1 Ttn TruGrip Lug TL WAF	187	\$ 620.00	\$ 47,743.00	
AMR8530A	R-TIRE 18.4-30 R1 Titan Hi Trac Lug TL	393	\$ 1,261.00		
AMR8557	F-TIRE 12.4R24 R1 Titan Hi Trac Lug WAF	220	\$ 738.00	\$ 48,453.00	
AMR8531	R-TIRE 18.4R30 R1 Titan Hi Trac Lug STL	429	\$ 1,498.00		
AMR8557	F-TIRE 12.4R24 R1 Titan Hi Trac Lug WAF	220	\$ 738.00	\$ 49,391.00	
AMR8514A	① R-TIRE 18.4R30 R1 Titan Hi Pwr Lug Cast	699	\$ 1,967.00		
AMR8556A	F-TIRE 12.4-24 R1 Ttn TruGrip Lug TL WAF	187	\$ 620.00	\$ 47,671.00	
AMR8537	R-TIRE 16.9-34 R1 Trac Fild&Rd .84" off	342	\$ 1,225.00		
AMR8556A	F-TIRE 12.4-24 R1 Ttn TruGrip Lug TL WAF	187	\$ 620.00	\$ 48,639.00	
AMR9258	① R-TIRE 16.9-34 R1 Trac Field & Rd Cast	910	\$ 1,709.00		
MR8957	F-TIRE 9.50-22 R1 Farm Svc Lug M 8stud	123	\$ 401.00	\$ 46,597.00	
AMR8523A	R-TIRE 16.9-24 R1 Ttn Hi TracLug TL 2.5"	265	\$ 907.00		
AMR8808	F-TIRE 12.5/80-18 I3 Ttn Contrac 8stud	159	\$ 659.00	\$ 47,445.00	
AMR8532	R-TIRE 19.5L-24 R4 Titan Ind Trac Lug	304	\$ 1,073.00		

** Standard tires.

① Recommended for loader applications, increases base weight by approximately 600 lbs

Note: HD Waffle wheel dish mounts with flat face of lug nuts. If ordered separately for field installation or for replacement wheels, you must order (16) 36500-49410 Spring Washers from Parts. They are included automatically with KTC Assembly order tractors.

M8560HF / HFC / HD / HD12 / HDC / HDC12

ORDER CODE	DESCRIPTION	APPROX. SHIP WT.	SUGGESTED LIST PRICE
HYDRAULIC VALVES			
M7604	① SCD (Self Canceling Detent) ROPS Models	15	\$693.00
M7605	① FD (Float Detent) ROPS Models	15	\$684.00
M7610	① SCD (Self Canceling Detent) Cab Models	15	\$693.00
M7611	① FD (Float Detent) Cab Models	15	\$684.00
REMOTE VALVE LEVER KITS			
M7668	② 2nd Position (ROPS Models)	5	\$140.00
M7669	② 3rd Position (ROPS Models)	5	\$140.00
M7687	② 2nd Position (Cab Models)	5	\$140.00
M7688	② 3rd Position (Cab Models)	5	\$140.00
FLOW CONTROL VALVE			
M9585	③ Flow Control Valve (ROPS & Cab Models)	15	\$501.00
M9595	③ Flow Control Valve (ROPS & Cab Models) With SCD Valve (For Valve to Valve operation) Requires M7614 or M7616 Lever Kit	15	\$1,041.00
3PT HITCH HIGH CAPACITY LIFT CYLINDERS			
M7651	High capacity lift cylinder kit, replaces standard lift cylinders. Lift capacity 7,055 lbs. (Standard on HD12 / HDC12 models)	20	\$961.00
CASSETTE TYPE CREEP SPEED KIT			
M7694	⑤ Requires Dealer installation. (ROPS & Cab)	61	\$966.00
DUAL SPEED PTO KITS			
M7619	540/540E Economy PTO (540@2235/540E@1520 Eng RPM)	120	\$1,020.00
M7623	⑥ 540/1000 rpm PTO Kit (540@2235 / 1000@2389 RPM) (Includes 540 shaft and 1000 rpm shaft)	123	\$1,156.00
DRAWBAR CLEVIS			
M9594	Drawbar Clevis	11	\$71.00
100 AMP HIGH CAPACITY ALTERNATOR KIT			
M7695	100 Amp High Capacity Alternator Kit, ROPS Models	15	\$504.00
M7696	100 Amp High Capacity Alternator Kit, Cab Models	15	\$504.00
REAR WORK LIGHT			
M7630	One Light (Maximum 1 Light/Tractor)	20	\$85.00

- ① Order choice of Valves, either type valve can be used in the 2nd or 3rd Position. Requires appropriate Lever Kit.
- ② As stated in ①, you must order the appropriate Lever Kit. The Lever Kits are separate to allow proper application sequence of SC and/or FD Valves.
- ③ Can be added to the standard SCD valve. Provides limited simultaneous operation with the 3 pt. hitch. A second SCD valve can't be added.
- ④ Provides simultaneous operation between standard SCD and second SCD included with this Flow Control Valve.
- ⑤ ROPS or Cab model. Consult Service dept. for labor installation time.
- ⑥ Quick Change dual-speed shafts by removing one snap ring.

M8560HF / HFC / HD / HD12 / HDC / HDC12

ORDER CODE	DESCRIPTION		APPROX. SHIP WT.	SUGGESTED LIST PRICE
CANOPY				
E1134	①	Deluxe Fiberglass Canopy (ROPS Models) Requires E1136 Mounting Kit	63	\$387.00
E1136		Mounting Kit (Brackets/Hardware/Instructions)	30	\$191.00
E1138		Work Light Set for Canopy (optional 2-lights)	10	\$125.00
DOWN EXHAUST PIPE KIT ROPS				
M7697		Pipe kit, includes pipe, shield, hardware and intructions	25	\$332.00
WIDE ROW FRONT AXLE SPACER KIT				
M8595	⑥	72", 76" and 80" Wide Row Front Axle Kit Not approved for Loader applications	50	\$617.00
REAR AXLE SPACER KIT				
M7647	②	Rear Axle Spacer Kit	50	\$643.00
BLOCK HEATER				
		70000-73274 Block Heater	(Order from the Parts Department)	
GRILLE GUARD				
M1871A	③	Grille Guard (loader & non-loader applications)	83	\$196.00
M1876A	④	Grille Guard (loader & non-loader applications)	61	\$196.00
CAB OPTIONS				
M7649		Rear Window Wiper Kit with washer	5	\$233.00
E9299A	⑤	AM/FM Radio with MP3 Port and 7-Channel Weather Band.	4	\$310.00
E9276B	⑤	AM/FM Radio CD/MP3 Player with 7-Channel Weather Band.	4	\$440.00
M9270		Air Ride Seat Suspension Kit	40	\$506.00
M7679		Elec-Defogger Kit and 100 Amp Alternator Includes corner and rear windows with electric grids, 100 amp alternator, hardware and instructions.	50	\$769.00
3C581-97010		Monitor Mounting Bracket, Universal type, attaches to right side Cab post	(Order from the Parts Department)	
77700-01098		12V/3-Pin 30 Amp Coupler Pigtail, 12" Long	(Order from the Parts Department)	

- ① Do not fold ROPS with Canopy installed.
- ② Rear Axle Spacer Kit, adds 2 inches per side provides 80" spacing with AG tires.
- ③ M1871 Grille Guard is compatible with M1875 Front Weight Bracket.

- ④ M1876 Grille Guard is compatible with M8075 Front Bumper.
- ⑤ Radios have a 2-year warranty.
- ⑥ 80" Tread spacing requires Rear Axle Spacer Kit (M7647).

M8560HF / HFC / HD / HD12 / HDC / HDC12

ORDER CODE	DESCRIPTION	APPROX. SHIP WT.	SUGGESTED LIST PRICE
------------	-------------	------------------	----------------------

REPLACEMENT CAB

Field installation required. Attachment system, lights, electrical harness, glass, control levers, roof and headliner, dash tower, steering column, and pedals are included. Note: Some components from old cab need to be installed into new cab, i.e., steering wheel, seat, dash, floor mat,

M7059	Replacement Ultra Grand Cab M8560HFC/HDC/HDC12	TBA	TBA
-------	---	-----	-----

OPTIONAL EQUIPMENT

BALLAST BOX

M8180	Three point ballast box 1280 lb. Capacity w/dry sand (13 cubic feet)	220	\$593.00
-------	---	-----	----------

FRONT WEIGHTS, WEIGHT BUMPER AND BOLT KITS

M8071	Suitcase Weight (105 lbs. Each) Requires M8075 Weight Bumper and M8073 Bolt/Bar Kit. Maximum of 10 Weights.	105	\$85.00
M8073	Bolt/Bar Kit - Weight(s) One Bolt/Bar Kit per 1-10 M8071 Weights on M8075	15	\$52.00
M8074	Bolt/Bar Kit - Weight(s) One Bolt/Bar Kit per 1-7 M8071 Weights on M1875A	6	\$58.00
M8075	① Weight Bumper (230 lbs. Each) Requires (1) M8076 Bolt Kit	230	\$345.00
M8076	① Bolt Kit - Bumper	15	\$57.00
M1875A	⑤ Weight Bracket (59 lbs) for 1-7 M8071 Weights Requires M8074 Bolt/Bar Kit	59	\$211.00

REAR WHEEL WEIGHTS AND BOLT KIT (You must order both items.)

M8126A	② Rear Wheel Weights, set of 2 (164 lbs. each) Requires M8119B and/or LM8125A Bolt Kits. Use with 28", 30", and 34" diameter Wheels.	328	\$298.00
M8119B	Bolt Kit for 1st set M8126A Wts on Cast Iron Wheels.	8	\$27.00
M8127B	③ Bolt Kit for 2nd and 3rd setS of M8126A, one Bolt Kit per weight set.	6	\$20.00
M8121A	④ Bolt Kit for 2nd and 3rd set of LM8124 wts. one Bolt Kit per weight set.	9	\$21.00
LM8124	④ Rear Wheel Weight, set of 2 (103 lbs. each) Requires LM8125A Bolt Kit. Use with 24" and 26" diameter Steel Disc Wheels.	206	\$279.00
LM8125A	Bolt Kit for 1st set of LM8124 and M8126A.	6	\$67.00

- ① The M8075 Weight Bumper and M8076 Bolt Kit are Standard Equipment on 2WD Tractors, M8075 is compatible with M1876 Grille Guard.
- ② Maximum 3 weights per wheel on Steel Disc and 28" and 30" Cast dish, maximum 2 weights on 34" Cast Dish.
- ③ M8127B Bolt Kit is required to add the 2nd or 3rd set of M8126A weights. Requires one M8127B per M8126A weight set.
- ④ Up to 3 weights per wheel. Use M8121A bolt kit to attach the 2nd and 3rd set of LM8124 weights, requires one bolt kit per set of weights. Not compatible with 24" M-Series front wheels.
- ⑤ M1875A Weight Bracket is lower cost option if less weight is required, compatible with Loader and M1871 Grille Guard.

M8540HDNB-1 / HDNBC-1 / HDBNC10 Narrow

*** EQUIPMENT IN STANDARD MACHINE ***

DIESEL ENGINE

Model # V3800-DI
Turbo Charged w/Wastegate and EGR Valve
4 Cyl. - 230 cu. in.
+ 85.5 Net Eng. HP
+ 76 PTO HP
@ 2600 Eng. rpm
EPA Tier III Emission Certified
12V 900 CCA Battery
Charging Output 45 amps - ROPS
60 amps - Cab
80 amps - HDBNC10

HYDRAULICS / HITCH / DRAWBAR

HDNB-1 / HDNBC-1:

Open Center Gear Type
6.1 gpm Power Steering
11.0 gpm Remotes / 3 Pt. Hitch
@ 2770 psi
17.1 gpm Total

HDBNC10:

16.0 GPM Remotes / 3 Pt. Hitch
@ 2770 psi
23.1 gpm Total

Cat I 3-point Hitch (with Cat. II Link Ends)

At lift Point 4200 lbs.
24" Behind 3307 lbs.

Rigid Lower Links

First Remote (SCD) with Self Canceling Detents

Stabilizers

Swinging Drawbar

FRONT AXLE

Hydrostatic Power Steering

4WD: Bevel Gear

Cast Iron

Bi-Speed Turn

4wd / Bi-speed Indicator Light

Automatic 4wd braking from 2wd mode

DRIVE TRAIN

HDNB-1 / HDNBC-1:

Four Speed Fully Synchronized
8F/8R Speeds Hydraulic shuttle

HDBNC10:

Five Speed Fully Synchronized
10F/10R Speeds
Planetary Final Drives
Rear Diff. Lock
Creep Speed: Cassette Type option

FLUID CAPACITY

Fuel Tank	15.9 gal. - ROPS
	20.1 gal - Cab
Cooling System	9.5 qts.
Crankcase	11.3 qts.
Transmission and	
Hydraulics	13.7 gal.
Front Axle (4WD)	9.0 qts.

INSTRUMENTS

LED Panel / LCD Readout
for mph and PTO speed
Tachometer/Hour meter
Oil Pressure
Fuel Gauge
Coolant Temperature

POWER TAKE OFF

Live-Independent Hyd. PTO
SAE 1 3/8" Six Spline
540 rpm @ 2160 Eng. rpm

LIGHTING

2 Headlights w/ Side Lights
2 Grill side lights
2 Tail lights
2 Hazard Flasher Lights with
Turn Signals
7 Pin Electrical Trailer Connector

SAFETY EQUIPMENT

Flip-Up PTO Shield
Safety Start Switches
PTO - OPC (Operator Presence Control,
Alarm 10 seconds) Electric Key Shut Off
Mechanical Wet Disc Brakes Parking
Brake
Turn Signals
SMV Sign

ROPS MODEL

Mid-Mounted 2-Post Foldable ROPS
with Retractable Seat Belt
Tilt Steering Wheel

CAB

Integral Factory ROPS Certified
Retractable Seat Belt
Flat Deck
Mechanical Suspension Seat, Vinyl
Cover
Tinted Glass
Dual Level Air Conditioning & Heater
New Electric A/C Controls
Front Wiper w/Washer - 2 Speed
Radio Ready, includes 2-speakers,
antenna, and wiring harness.
Left Side Exterior Mirror
2 - Front Halogen Work Lights
2 - Rear Halogen Work Lights
2 Doors, Frameless all glass
Left Side Step
Tilt Steering Wheel
Interior Dome Light
Accessory Plug 12V - 15 Amp and
12 Volt 3-Pin 30-amp coupler
Hard Mount location right center post
Horn (-1/HDNBC10 Cab Models)

M8540HDNBC-1/M8540HDNBC10

Loader ready for LA754N Loader

TIRES AND WHEELS

Front 8.0 x 16 R1
Rear 12.4 x 24 R1

+ Manufacturer estimate.

M8540HDNB-1 / HDNBC-1 / HDBNC10 Narrow

ORDER CODE	DESCRIPTION	APPROX. SHIP WT.	SUGGESTED LIST PRICE
*** STANDARD MACHINE WITH STANDARD TIRES***			
M8540HDNB-1	③ 4WD Narrow ROPS Tractor (Hydraulic Shuttle) With 2 Post Mid-Mounted foldable ROPS	4343	\$38,082.00
M8540HDNBC-1	4WD Narrow Cab Tractor (Hydraulic Shuttle) with mounting plates for Loader	4806	\$46,867.00
M8540HDBNC10	4WD Narrow Cab Tractor (Hydraulic Shuttle) 10-Speed, with mounting plates for Loader	5025	\$47,460.00

M8540HDNB-1		Price with Tire Option		
TIRES AND WHEELS (priced per piece)		APPROX. SHIP WT.	SUGG. LIST PRICE	SUGG. LIST
ORDER CODE	DESCRIPTION			
AMR8539A**	F-TIRE 8.0-16 R1 AG	60	\$ 231.00	\$ 38,082.00
AMR8975C**	F/R-TIRE 12.4-24 R1 AG 8PLY TRU GRIP	187	\$ 577.00	
AMR8539A	F-TIRE 8.0-16 R1 AG	60	\$ 231.00	\$ 38,720.00
MR8918 ②	R-TIRE 18.4-16.1 R1 Goodyear TSG	189	\$ 896.00	
AMR8542A	F-TIRE 27X8.50-15 TITAN TRAC LDR TL	51	\$ 251.00	\$ 38,448.00
AMR8544 ①	R-TIRE 320/85R20 AG	169	\$ 740.00	
AMR8539A	F-TIRE 8.0-16 R1 AG	60	\$ 231.00	\$ 38,318.00
AMR8503A	F-TIRE 12.4R24 R1 AG Steel Radial AA	206	\$ 695.00	
AMR8534A	F-TIRE 9.5-16 R1 Gdyl Dura Torque 8stud	77	\$ 377.00	\$ 39,700.00
AMR8504A	R-TIRE 380/85R24 R1W Optitrac DT806	288	\$ 1,240.00	
AMR8534A	F-TIRE 9.5-16 R1 Gdyl Dura Torque 8stud	77	\$ 377.00	\$ 40,824.00
AMR8505A	R-TIRE 380/85R24 R1W Optitrac DT806 Cast	621	\$ 1,802.00	
AMR8543	F-TIRE 280/70R18 R1W Gdyl Optitrac DT812	126	\$ 693.00	\$ 41,522.00
AMR8506	R-TIRE 480/65R24 R1W Radial 9000 Cast	664	\$ 1,835.00	

M8540HDNBC-1		Price with Tire Option		
TIRES AND WHEELS (priced per piece)		APPROX. SHIP WT.	SUGG. LIST PRICE	SUGG. LIST
ORDER CODE	DESCRIPTION			
AMR8539A**	F-TIRE 8.0-16 R1 AG	60	\$ 231.00	\$ 46,867.00
AMR8975C**	F/R-TIRE 12.4-24 R1 AG 8PLY TRU GRIP	187	\$ 577.00	
AMR8539A	F-TIRE 8.0-16 R1 AG	60	\$ 231.00	\$ 47,505.00
MR8918 ②	R-TIRE 18.4-16.1 R1 Goodyear TSG	189	\$ 896.00	
AMR8542A	F-TIRE 27X8.50-15 TITAN TRAC LDR TL	51	\$ 251.00	\$ 47,233.00
AMR8544 ①	R-TIRE 320/85R20 AG	169	\$ 740.00	
AMR8539A	F-TIRE 8.0-16 R1 AG	60	\$ 231.00	\$ 47,103.00
AMR8503A	F-TIRE 12.4R24 R1 AG Steel Radial AA	206	\$ 695.00	
AMR8534A	F-TIRE 9.5-16 R1 Gdyl Dura Torque 8stud	77	\$ 377.00	\$ 48,485.00
AMR8504A	R-TIRE 380/85R24 R1W Optitrac DT806	288	\$ 1,240.00	
AMR8534A	F-TIRE 9.5-16 R1 Gdyl Dura Torque 8stud	77	\$ 377.00	\$ 49,609.00
AMR8505A	R-TIRE 380/85R24 R1W Optitrac DT806 Cast	621	\$ 1,802.00	
AMR8543	F-TIRE 280/70R18 R1W Gdyl Optitrac DT812	126	\$ 693.00	\$ 50,307.00
AMR8506	R-TIRE 480/65R24 R1W Radial 9000 Cast	664	\$ 1,835.00	

* Subject to availability.

** Standard tires.

① For field installation, requires (16) 36500-49410 Spring Washers. Order from Parts.

② Not available for Cab model due to rim interference with Cab mount brackets.

③ ROPS models not compatible with Loader.

M8540HDNB-1 / HDNBC-1 / HDBNC10 Narrow

M8540HDNBC10		Price with Tire Option		
TIRES AND WHEELS (priced per piece)				
ORDER CODE	DESCRIPTION	APPROX. SHIP WT.	SUGG. LIST PRICE	SUGG. LIST
AMR8539A**	F-TIRE 8.0-16 R1 AG	60	\$ 231.00	\$ 47,460.00
AMR8975C**	F/R-TIRE 12.4-24 R1 AG 8PLY TRU GRIP	187	\$ 577.00	
AMR8542A	F-TIRE 27X8.50-15 TITAN TRAC LDR TL	51	\$ 251.00	\$ 47,826.00
AMR8544 ①	R-TIRE 320/85R20 AG	169	\$ 740.00	
AMR8539A	F-TIRE 8.0-16 R1 AG	60	\$ 231.00	\$ 47,696.00
AMR8503A	F-TIRE 12.4R24 R1 AG Steel Radial AA	206	\$ 695.00	
AMR8534A	F-TIRE 9.5-16 R1 Gdyl Dura Torque 8stud	77	\$ 377.00	\$ 49,078.00
AMR8504A	R-TIRE 380/85R24 R1W Optitrac DT806	288	\$ 1,240.00	
AMR8534A	F-TIRE 9.5-16 R1 Gdyl Dura Torque 8stud	77	\$ 377.00	\$ 50,202.00
AMR8505A	R-TIRE 380/85R24 R1W Optitrac DT806 Cast	621	\$ 1,802.00	
AMR8543 ①②	F-TIRE 280/70R18 R1W Gdyl Optitrac DT812	126	\$ 693.00	\$ 50,900.00
AMR8506	R-TIRE 480/65R24 R1W Radial 9000 Cast	664	\$ 1,835.00	

* Subject to availability.

** Standard tires.

① For field installation, requires (16) 36500-49410 Spring Washers. Order from Parts.

② Valve stems should be pointed outward to avoid interference with bevel gearbox. Exhaust pipe should be turned slightly towards the rear to avoid interference with left front tire.

M8540HDNB-1 / HDNBC-1 / HDBNC10 Narrow

ORDER CODE	DESCRIPTION	APPROX. SHIP WT.	SUGGESTED LIST PRICE
HYDRAULIC VALVES			
M7610	① SCD (Self Canceling Detent)	15	\$693.00
M7611	① FD (Float Detent) ROPS model only	13	\$684.00
REMOTE VALVE LEVER KITS			
M7640	② 2nd Position - ROPS	5	\$175.00
M7641	② 3rd Position - ROPS	5	\$175.00
M7662	② 2nd Position - Cab	4	\$175.00
M7663	② 3rd Position - Cab	5	\$175.00
CASSETTE TYPE CREEP SPEED KIT			
M7643	③ Creep Speed Kit	15	\$673.00
M8181	③ Creep Speed Kit for HDNBC10	15	\$703.00
DRAWBAR CLEVIS			
M9594	Drawbar Clevis	12	\$71.00
80 AMP HIGH CAPACITY ALTERNATOR KIT			
M7624	High Capacity Alternator Kit, ROPS Models	15	\$400.00
M7625	High Capacity Alternator Kit, Cab models (Before S/N 80321)	10	\$400.00
M7674	High Capacity Alternator Kit, -1 / Cab models (S/N 80321 and higher)	15	\$422.00
REAR WORK LIGHT			
M9543	One Light (Maximum 1 Light/Tractor) - ROPS	3	\$108.00
REAR AXLE SPACER KIT			
M9564	④ Rear Axle Spacer Kit	50	\$705.00
BLOCK HEATER (Available only from Parts)			
70000-73274	Block Heater	(Order from Parts Department)	

- ① Order choice of Valves, either type valve can be used in the 2nd or 3rd Position. Requires appropriate Lever Kit.
- ② As stated in ①, you must order the appropriate Lever Kit. The Lever Kits are separate from the valves to allow the proper application sequence of SCD and/or FD Valves for a particular application.
- ③ This is a cassette kit; consult your service dept. for labor installation time, approximately 2-3 hours.
- ④ Rear Axle Spacer Kit provides 2" per wheel wider tread spacing.

M8540HDNB-1 / HDNBC-1 / HDNBC10 Narrow

ORDER CODE	DESCRIPTION	APPROX. SHIP WT.	SUGGESTED LIST PRICE
OPTIONAL EQUIPMENT			
BALLAST BOX			
M8180	Three point ballast box 1280 lb. capacity w/dry sand (13 cubic feet)	220	\$593.00
FRONT WEIGHTS, WEIGHT BUMPER AND BOLT KITS			
M8071	Suitcase Weight (105 lbs. Each) Requires M1839 Weight Bumper and M8073 Bolt/Bar Kit. Maximum of 10 Weights.	105	\$85.00
M8073	Bolt/Bar Kit - Weight(s) One Bolt/Bar Kit per 1-10 M8071 Weights	9	\$52.00
M1839	④ Front Weight Bracket (Includes Bolt Kit) 1-10 wts	90	\$420.00
REAR WHEEL WEIGHTS AND BOLT KIT (You must order both items.)			
LM8124	① Rear Wheel Weight, set of 2 (103 lbs. each) Requires LM8125A Bolt Kit. Use with 24" steel disc	206	\$279.00
LM8125A	Bolt Kit, use for 1 st set LM8124 wts	6	\$67.00
M8121A	②③ Bolt Kit, use for 2nd and 3rd set of LM8124 wt, one Bolt Kit per weight set.	9	\$21.00
REPLACEMENT CAB			
<i>Field installation required. Attachment system, lights, electrical harness, glass, control levers, roof and headliner, dash tower, steering column, and pedals are included. Note: Some components from old cab need to be installed into new cab, i.e., steering wheel, seat, dash, floor mat, floor pan. Use old if okay, otherwise order new.</i>			
M7054	Replacement Cab M8540HDNBC-1 / HDNBC10	1050	\$9,150.00
CAB OPTIONS			
L8334	Rear Wiper and Washer	4	\$143.00
Mirror - Right Side (See Dealer Parts Department)		(Order from Parts Department)	
E9299A	⑤ AM/FM Radio with MP3 Port and 7-Channel Weather Band.	4	\$310.00
E9276B	⑤ AM/FM Radio CD/MP3 Player with 7-Channel Weather Band.	4	\$440.00
77700-01098	12V/3-Pin 30 Amp Coupler Pigtail, 12" Long	(Order from Parts Department)	
M9210	Air Ride Seat Assembly complete with mounting plate	55	\$851.00

- ① Maximum 3 weights per wheel.
- ② M8121A Bolt Kit is required to add the 2nd or 3rd set of LM8124 weights.
- ③ Up to 3 weights per wheel. Use M8121A bolt kit to attach the 2nd and 3rd set of LM8124 weights, requires one bolt kit per set of weights. Not compatible with 24" M-Series front wheels.
- ④ Grille Guard is not available due to M1839 Weight Bracket elevated design.
- ⑤ Radios have a 2-year warranty.

This page intentionally left blank.

M8540HDNBPC-1 Narrow Power Krawler

*** EQUIPMENT IN STANDARD MACHINE ***

DIESEL ENGINE

Model # V3800-DI
Turbocharged w/Wastegate and
EGR Valve
4 Cyl. 230 cu. in.
+ 85.5 Net Eng. HP
+ 76 PTO HP
@ 2600 Eng. rpm
EPA Tier III Emission Certified
12V 900 CCA Battery
Charging Output 60 amps

HYDRAULICS / HITCH / DRAWBAR

Open Center Gear Type
6.1 gpm Power Steering
11.0 gpm Remotes / 3 Pt. Hitch
@ 2770 psi
17.1 gpm Total
Cat I 3-point Hitch (with Cat. II
Link Ends)
At lift Point 4200 lbs.
24" Behind 3307 lbs.
Rigid Lower Links
First Remote (SCD) with
Self Canceling Detents
Stabilizers
Swinging Drawbar

FRONT AXLE

Hydrostatic Power Steering
4WD: Bevel Gear
Cast Iron
Bi-Speed Turn
4wd / Bi-speed Indicator Light Automatic
4wd braking from 2wd mode

DRIVE TRAIN

Four Speed Fully Synchronized
8F/8R Speeds Hydraulic shuttle
Planetary Final Drives
Rear Diff. Lock
Creep Speed: Cassette Type option

FLUID CAPACITY

Fuel Tank 18.5 gal.
Cooling System 9.5 qts.
Crankcase 11.3 qts.
Transmission and
Hydraulics 10.6 gal.
Front Axle (4WD) 8.5 qts.

INSTRUMENTS

LED Panel / LCD Readout
for mph and PTO speed
Tachometer/Hour meter
Oil Pressure
Fuel Gauge
Coolant Temperature

POWER TAKE OFF

Live-Independent Hyd. PTO
SAE 1 3/8" Six Spline
540 rpm @ 2160 Eng. rpm

LIGHTING

2 Headlights w/ Side Lights
2 Grille side lights
2 Tail lights
2 Hazard Flasher Lights with Turn
Signals
7 Pin Electrical Trailer Connector

SAFETY EQUIPMENT

Flip-Up PTO Shield
Safety Start Switches
PTO – OPC (Operator Presence
Control, Alarm 10 seconds)
Electric Key Shut Off
Mechanical Wet Disc Brakes
Parking Brake
Turn Signals
SMV Sign

CAB

Integral Factory ROPS Certified
Retractable Seat Belt
Flat Deck
Mechanical Suspension Seat, Vinyl
Cover
Tinted Glass
Dual Level Air Conditioning & Heater
New Electric A/C Controls
Front Wiper w/Washer – 2 Speed
Radio Ready, includes 2-speakers,
antenna, and wiring harness.
Left Side Exterior Mirror
2 - Front Halogen Work Lights
2 - Rear Halogen Work Lights
2 Doors, Frameless all glass
Left Side Step
Tilt Steering Wheel
Interior Dome Light
Accessory Plug 12V - 15 Amp and
12 Volt 3-Pin 30-amp Coupler
Hard Mount location right center post

M8540HDNBPC-1

Loader ready for LA754N Loader

TIRES AND TRACKS

Front 9.5 x 16 R1
Rear Power Krawler Track System
Tracks 11.8" Width

+ Manufacturer estimate.

M8540HDNBPC-1 Narrow Power Krawler

ORDER CODE	DESCRIPTION	APPROX. SHIP WT.	SUGGESTED LIST PRICE
*** STANDARD MACHINE WITH STANDARD TIRES***			
M8540HDNBPC-1	4WD Narrow Cab Power Krawler Tractor Loader Ready	6554	\$55,564.00

M8540HDNBPC-1		Price with Tire Option		
TIRES AND WHEELS (priced per piece)		APPROX. SHIP WT.	SUGG. LIST PRICE	SUGG. LIST
AMR8534A**	F-TIRE 9.5-16 R1 Gdyr Dura Torque 8stud Rear Power Krawler Track System, 11.8" Track	77	\$ 377.00	\$ 55,564.00
AMR8543	① F-TIRE 280/70R18 R1W Gdyr Optitrac DT812 Rear Power Krawler Track System, 11.8" Track	126	\$ 693.00	\$ 56,196.00

** Standard tires.

① Front outside overall width is 58 inches, track overall width is 54 inches. If front width is no issue, these radials provide optimum traction and pulling power. Standard front 9.5 - 16 tires overall width matches tracks at 54 inches if front width is essential to be the same

M8540HDBPC / HDBPC-1 Narrow Power Krawler

ORDER CODE	DESCRIPTION	APPROX. SHIP WT.	SUGGESTED LIST PRICE
HYDRAULIC VALVES			
M7610	① SCD (Self Canceling Detent)	15	\$693.00
REMOTE VALVE LEVER KITS			
M7662	② 2nd Position		\$175.00
M7663	② 3rd Position		\$175.00
CASSETTE TYPE CREEP SPEED KIT			
M7643	③ Requires Dealer installation.	15	\$673.00
DRAWBAR CLEVIS			
M9594	Drawbar Clevis	11	\$71.00
80 AMP HIGH CAPACITY ALTERNATOR KIT			
M7625	80 Amp High Capacity Alternator Kit (Before S/N 80321)	15	\$400.00
M7674	80 Amp High Capacity Alternator Kit , -1 models (S/N 80321 and higher)	15	\$422.00
BLOCK HEATER			
70000-73274	Block Heater	(Order from Parts Department)	
77700-01098	12V/3-Pin 30 Amp Coupler Pigtail, 12" Long	(Order from Parts Department)	

- ① Order choice of Valves, either type valve can be used in the 2nd or 3rd Position. Requires appropriate Lever Kit.
 ② As stated in ①, you must order the appropriate Lever Kit. The Lever Kits are separate from the valves to allow the proper application sequence of SCD and/or FD Valves for a particular application.
 ③ This is a cassette kit consult your service dept. for labor installation time, approximately 2-3 hours.

M8540HDNBPC-1 Narrow Power Krawler

ORDER CODE	DESCRIPTION	APPROX. SHIP WT.	SUGGESTED LIST PRICE
---------------	-------------	---------------------	-------------------------

OPTIONAL EQUIPMENT

BALLAST BOX

M8180	Three point ballast box 1280 lb Capacity w/dry sand (13 cubic feet)	\$ 220.00	\$593.00
-------	--	-----------	----------

FRONT WEIGHT, WEIGHT BUMPER AND BOLT KITS

M8071	Suitcase Weight (105 lbs. Each) Requires M8075 Weight Bumper and M8073 Bolt /Bar Kit. Maximum of 10 Weights.	105	\$85.00
M8073	Bolt/Bar Kit -- Weight(s) One Bolt/Bar Kit per 1-10 M8071 Weights	15	\$52.00
M1839	② Front Weight Bracket (Includes Bolt Kit)	230	\$420.00

CAB OPTIONS

L8334	Rear Wiper and Washer	4	\$143.00
	Mirror - Right Side	(Order from Parts Department)	
E9299A	① AM/FM Radio with MP3 Port and 7-Channel Weather Band.	4	\$310.00
E9276B	① AM/FM Radio CD/MP3 Player with 7-Channel Weather Band.	4	\$440.00
M9210	Air Ride Seat Assembly with mounting base	55	\$851.00

REPLACEMENT CAB

Field installation required. Attachment system, lights, electrical harness, glass, control levers, roof and headliner, dash tower, steering column, and pedals are included. Note: Some components from old cab need to be installed into new cab, i.e., steering wheel, seat, dash, floor mat, floor pan. Use old if okay, otherwise order new.

M7055	Replacement Cab	1050	\$9,150.00
-------	-----------------	------	------------

① Radios have a 2-year warranty.

② Grille Guard is not available due to elevated weight bracket.

M9540F-1/FC-1/DT-1/HD-1/HD12-1/DTC-1/HDC-1/HDC12-1/HDC24/1

*** EQUIPMENT IN STANDARD MACHINE ***

DIESEL ENGINE

Model # V3800
Turbocharged w/Wastegate
4 Cyl. 230 cu. in.
+ 95 Net Eng. HP
+ 84 PTO HP
@ 2600 Eng. rpm
EPA Tier III Emission Certified
Includes EGR Valve
12V 900 CCA Battery
Charging Output 45 amps (ROPS)
Charging Output 60 amps (CAB)

HYDRAULICS / HITCH / DRAWBAR

Open Center Gear Type
6.1 gpm Power Steering
17.0 gpm Remotes / 3 Pt. Hitch
@ 2844 psi
23.1 gpm Total
Cat II 3-point Hitch
At lift Point 5510 lbs.
24" Behind 4630 lbs.

Note: HD12-1/HDC12-1/HDC24-1

Models
At lift Point 8600 lbs.
24" Behind 7055 lbs.

Telescoping Lower Links
First Remote (SCD) with Self
Canceling Detents
Stabilizers
Swinging Drawbar

FRONT AXLE

Hydrostatic Power Steering
2WD: Tubular Steel Beam
Adj. (Telescoping) Tread
Spacing
4WD: Bevel Gear
55 degree turning angle
Cast Iron
Limited Slip Differential
Adj. (Rim) Tread Spacing

HDC24-1

4WD Automatic braking from 2WD
with both brakes applied
Electro/Hydraulic Engagement of
front wheel drive

DRIVE TRAIN

Eight Speed Models

Four Speed Fully Synchronized
8F/8R Synchro Shuttle
8F/8R Speeds Hydraulic shuttle,
wet clutch

Twelve Speed Models

HD12-1/HDC12-1 Models
Six Speed Fully Synchronized
12F/12R Speeds Hydraulic Shuttle,
wet clutch

Twenty-Four Speed Cab Mode

HDC24-1
Six Speed Fully Synchronized
24F/24R Speeds with Dual Speed
Hydraulic shuttle, wet clutch
Planetary Final Drives (All Models)
Rear Diff. Lock (All Models)
Creep Speed: Cassette Type
option (All models)

FLUID CAPACITY

Fuel Tank (ROPS)	23.8 gal
Fuel Tank (Cab)	29.1 gal
Cooling System	9.5 qts
Crankcase	11.3 qts
Transmission and Hydraulics	14.25 gal
Front Axle (4WD)	10.0 qts

INSTRUMENTS

Tachometer/Hour meter
Oil Pressure
Fuel Gauge
Coolant Temperature

POWER TAKE OFF

Live-Independent Hyd. PTO
HDC24-1: Electro/Hydraulic
Engagement
SAE 1 3/8" Six Spline
540 rpm @ 2205 Eng. rpm

LIGHTING

2 Headlights
2 Grille side lights
2 Tail lights
2 Hazard Flasher Lights with Turn
Signals (ROPS)
4 Hazard Flasher Lights with Turn
Signals (CAB)
7 Pin Electrical Trailer Connector

SAFETY EQUIPMENT

Flip-Up PTO Shield
Safety Start Switches
PTO – OPC (Operator Presence
Control, Alarm 10 seconds)
Electric Key Shut Off
Hydraulic Wet Disc Brakes
Transmission Parking Lock
Turn Signals
SMV Sign

ROPS MODEL

2-Post Foldable ROPS
Retractable Seat Belt

CAB (Ultra Grand Cab)

Integral Factory ROPS Certified
Retractable Seat Belt
Flat Deck
Grammer Deluxe Seat with Armrests
Tinted Glass
Dual Level Air Conditioning & Heater
New Electric A/C Controls
Front Wiper w/Washer – 2 Speed
Radio Ready, includes 2-speakers,
antenna, and wiring harness.
Left & Right Side Exterior Mirrors
2 - Front Work Lights
2 - Rear Work Lights
2 Doors, Frameless all glass
Left & Right Side Steps
Sun Visor
Tilt Steering Wheel
Interior Dome Light
Accessory Plug 12V - 15 Amp and
3 Pin 30 Amp Coupler
Cup Holder
Ashtray
Horn (-1 Models)

TIRES AND WHEELS

2WD: Front 7.50 – 18 F2
Rear 18.4 x 30 R1
4WD: Front 12.4 x 24 R1
Rear 18.4 x 30 R1

+ Manufacturer estimate.

M9540F-1/FC-1/DT-1/HD-1/HD12-1/DTC-1/HDC-1/HDC12-1/HDC24-1

ORDER CODE	DESCRIPTION	APPROX. SHIP WT.	SUGGESTED LIST PRICE
* * * STANDARD MACHINE WITH STANDARD TIRES* * *			
M9540F-1*	2WD Utility ROPS Tractor (Synchro-Shuttle) with 2 Post foldable ROPS	5100	\$31,606.00
M9540FC-1*	2WD Utility Cab Tractor (Synchro-Shuttle) with Ultra Grand Cab	5755	\$39,830.00
M9540DT-1*	4WD Utility ROPS Tractor (Synchro-Shuttle) with 2 Post foldable ROPS	5510	\$36,202.00
M9540HD-1*	4WD Utility ROPS Tractor (Hydraulic Shuttle) with 2 Post foldable ROPS	5510	\$37,548.00
M9540HD12-1*	4WD Utility ROPS Tractor (Hydraulic Shuttle) with 12 Speed and foldable ROPS	5510	\$38,702.00
M9540DTC-1*	4WD Utility Cab Tractor (Synchro-Shuttle) with Ultra Grand Cab	6175	\$44,425.00
M9540HDC-1*	4WD Utility Cab Tractor (Hydraulic Shuttle) with Ultra Grand Cab	6175	\$45,772.00
M9540HDC12-1*	4WD Utility Cab Tractor (Hydraulic Shuttle) with 12 Speed and Ultra Grand Cab	6175	\$47,214.00
M9540HDC24-1*	4WD Utility Cab Tractor (Hydraulic Shuttle) with 24 Speed and Ultra Grand Cab	6175	\$50,014.00

* Subject to availability.

KUBOTA

M9540F-1/FC-1/DT-1/HD-1/HD12-1/DTC-1/HDC-1/HDC12-1/HDC24-1

M9540F-1*		Price with Tire Option		
TIRES AND WHEELS (priced per piece)				
ORDER CODE	DESCRIPTION	APPROX. SHIP WT.	SUGG. LIST PRICE	SUGG. LIST
AMR8961A**	F-TIRE 7.5-18 F2 Steel Bias AA	68	\$ 234.00	\$ 31,606.00
AMR8530A**	R-TIRE 18.4-30 R1 Titan Hi Trac Lug TL	393	\$ 1,261.00	
AMR8980B	F-TIRE 10.00-16 F2 Champ Guide Grip TL	89	\$ 299.00	\$ 31,736.00
AMR8530A	R-TIRE 18.4-30 R1 Titan Hi Trac Lug TL	393	\$ 1,261.00	
AMR8970C	F-TIRE 9.5L-15SL F2, 8-PLY, 4 RIB	70	\$ 234.00	\$ 31,312.00
AMR8522	R-TIRE 18.4-26 R1 F-Stone Trac Field&Rd	346	\$ 1,114.00	
AMR8970C	F-TIRE 9.5L-15SL F2, 8-PLY, 4 RIB	70	\$ 234.00	\$ 31,208.00
AMR8521	R-TIRE 18.4-26 R3 (ANS) 19mm holes	301	\$ 1,062.00	
AMR8961A	F-TIRE 7.5-18 F2 Steel Bias AA	68	\$ 234.00	\$ 32,080.00
AMR8531	R-TIRE 18.4R30 R1 Titan Hi Trac Lug STL	429	\$ 1,498.00	
AMR8961A	F-TIRE 7.5-18 F2 Steel Bias AA	68	\$ 234.00	\$ 33,018.00
AMR8514A ①	R-TIRE 18.4R30 R1 Titan Hi Pwr Lug Cast	699	\$ 1,967.00	
AMR8980B	F-TIRE 10.00-16 F2 Champ Guide Grip TL	89	\$ 299.00	\$ 32,210.00
AMR8531	R-TIRE 18.4R30 R1 Titan Hi Trac Lug STL	429	\$ 1,498.00	
AMR8980B	F-TIRE 10.00-16 F2 Champ Guide Grip TL	89	\$ 299.00	\$ 33,148.00
AMR8514A ①	R-TIRE 18.4R30 R1 Titan Hi Pwr Lug Cast	699	\$ 1,967.00	
AMR8980B	F-TIRE 10.00-16 F2 Champ Guide Grip TL	89	\$ 299.00	\$ 31,664.00
AMR8537	R-TIRE 16.9-34 R1 Trac Fild&Rd .84" off	342	\$ 1,225.00	
AMR8980B	F-TIRE 10.00-16 F2 Champ Guide Grip TL	89	\$ 299.00	\$ 32,632.00
AMR9258 ①	R-TIRE 16.9-34 R1 Trac Field & Rd Cast	910	\$ 1,709.00	

** Standard tires.

* Subject to availability.

① Recommended for loader applications, increases base weight by approximately 600 lbs.

KUBOTA

M9540F-1/FC-1/DT-1/HD-1/HD12-1/DTC-1/HDC-1/HDC12-1/HDC24-1

M9540FC-1*		Price with Tire Option		
TIRES AND WHEELS (priced per piece)				
ORDER CODE	DESCRIPTION	APPROX. SHIP WT.	SUGG. LIST PRICE	SUGG. LIST
AMR8961A**	F-TIRE 7.5-18 F2 Steel Bias AA	68	\$ 234.00	\$ 39,830.00
AMR8530A**	R-TIRE 18.4-30 R1 Titan Hi Trac Lug TL	393	\$ 1,261.00	
AMR8980B	F-TIRE 10.00-16 F2 Champ Guide Grip TL	89	\$ 299.00	\$ 39,960.00
AMR8530A	R-TIRE 18.4-30 R1 Titan Hi Trac Lug TL	393	\$ 1,261.00	
AMR8970C	F-TIRE 9.5L-15SL F2, 8-PLY, 4 RIB	70	\$ 234.00	\$ 39,536.00
AMR8522	R-TIRE 18.4-26 R1 F-Stone Trac Field&Rd	346	\$ 1,114.00	
AMR8970C	F-TIRE 9.5L-15SL F2, 8-PLY, 4 RIB	70	\$ 234.00	\$ 39,432.00
AMR8521	R-TIRE 18.4-26 R3 (ANS) 19mm holes	301	\$ 1,062.00	
AMR8961A	F-TIRE 7.5-18 F2 Steel Bias AA	68	\$ 234.00	\$ 40,304.00
AMR8531	R-TIRE 18.4R30 R1 Titan Hi Trac Lug STL	429	\$ 1,498.00	
AMR8961A	F-TIRE 7.5-18 F2 Steel Bias AA	68	\$ 234.00	\$ 41,242.00
AMR8514A ①	R-TIRE 18.4R30 R1 Titan Hi Pwr Lug Cast	699	\$ 1,967.00	
AMR8980B	F-TIRE 10.00-16 F2 Champ Guide Grip TL	89	\$ 299.00	\$ 40,434.00
AMR8531	R-TIRE 18.4R30 R1 Titan Hi Trac Lug STL	429	\$ 1,498.00	
AMR8980B	F-TIRE 10.00-16 F2 Champ Guide Grip TL	89	\$ 299.00	\$ 41,372.00
AMR8514A ①	R-TIRE 18.4R30 R1 Titan Hi Pwr Lug Cast	699	\$ 1,967.00	
AMR8980B	F-TIRE 10.00-16 F2 Champ Guide Grip TL	89	\$ 299.00	\$ 39,888.00
AMR8537	R-TIRE 16.9-34 R1 Trac Fild&Rd .84" off	342	\$ 1,225.00	
AMR8980B	F-TIRE 10.00-16 F2 Champ Guide Grip TL	89	\$ 299.00	\$ 40,856.00
AMR9258 ①	R-TIRE 16.9-34 R1 Trac Field & Rd Cast	910	\$ 1,709.00	

** Standard tires.

* Subject to availability.

① Recommended for loader applications, increases base weight by approximately 600 lbs.

M9540F-1/FC-1/DT-1/HD-1/HD12-1/DTC-1/HDC-1/HDC12-1/HDC24-1

M9540DT-1*		Price with Tire Option		
TIRES AND WHEELS (priced per piece)				
ORDER CODE	DESCRIPTION	APPROX. SHIP WT.	SUGG. LIST PRICE	SUGG. LIST
AMR8556A	** F-TIRE 12.4-24 R1 Ttn TruGrip Lug TL WAF	187	\$ 620.00	\$ 36,202.00
AMR8530A	** R-TIRE 18.4-30 R1 Titan Hi Trac Lug TL	393	\$ 1,261.00	
AMR8557	F-TIRE 12.4R24 R1 Titan Hi Trac Lug WAF	220	\$ 738.00	\$ 36,912.00
AMR8531	R-TIRE 18.4R30 R1 Titan Hi Trac Lug STL	429	\$ 1,498.00	
AMR8557	F-TIRE 12.4R24 R1 Titan Hi Trac Lug WAF	220	\$ 738.00	\$ 37,850.00
AMR8514A	① R-TIRE 18.4R30 R1 Titan Hi Pwr Lug Cast	699	\$ 1,967.00	
AMR8555A	F-TIRE 11.2-24 R1 AG STL WAF BIAS DA	163	\$ 598.00	\$ 35,922.00
AMR8933	R-TIRE 16.9-30 R1 DuraTorq 19mm holes	348	\$ 1,143.00	
AMR8555A	F-TIRE 11.2-24 R1 AG STL WAF BIAS DA	163	\$ 598.00	\$ 37,052.00
AMR8935D	① R-TIRE 16.9-30 R1 Gdylr DuraTorq Cast	618	\$ 1,708.00	
AMR8556A	F-TIRE 12.4-24 R1 Ttn TruGrip Lug TL WAF	187	\$ 620.00	\$ 36,130.00
AMR8537	R-TIRE 16.9-34 R1 Trac Fild&Rd .84" off	342	\$ 1,225.00	
AMR8556A	F-TIRE 12.4-24 R1 Ttn TruGrip Lug TL WAF	187	\$ 620.00	\$ 37,098.00
AMR9258	① R-TIRE 16.9-34 R1 Trac Field & Rd Cast	910	\$ 1,709.00	
AMR8808	F-TIRE 12.5/80-18 I3 Ttn Contrac 8stud	159	\$ 659.00	\$ 35,904.00
AMR8532	R-TIRE 19.5L-24 R4 Titan Ind Trac Lug	304	\$ 1,073.00	
MR8957	F-TIRE 9.50-22 R1 Farm Svc Lug M 8stud	123	\$ 401.00	\$ 35,056.00
AMR8523A	R-TIRE 16.9-24 R1 Ttn Hi TracLug TL 2.5"	265	\$ 907.00	

M9540HD-1*		Price with Tire Option		
TIRES AND WHEELS (priced per piece)				
ORDER CODE	DESCRIPTION	APPROX. SHIP WT.	SUGG. LIST PRICE	SUGG. LIST
AMR8556A**	F-TIRE 12.4-24 R1 Ttn TruGrip Lug TL WAF	187	\$ 620.00	\$ 37,548.00
AMR8530A**	R-TIRE 18.4-30 R1 Titan Hi Trac Lug TL	393	\$ 1,261.00	
AMR8557	F-TIRE 12.4R24 R1 Titan Hi Trac Lug WAF	220	\$ 738.00	\$ 38,258.00
AMR8531	R-TIRE 18.4R30 R1 Titan Hi Trac Lug STL	429	\$ 1,498.00	
AMR8557	F-TIRE 12.4R24 R1 Titan Hi Trac Lug WAF	220	\$ 738.00	\$ 39,196.00
AMR8514A	① R-TIRE 18.4R30 R1 Titan Hi Pwr Lug Cast	699	\$ 1,967.00	
AMR8555A	F-TIRE 11.2-24 R1 AG STL WAF BIAS DA	163	\$ 598.00	\$ 37,268.00
AMR8933	R-TIRE 16.9-30 R1 DuraTorq 19mm holes	348	\$ 1,143.00	
AMR8555A	F-TIRE 11.2-24 R1 AG STL WAF BIAS DA	163	\$ 598.00	\$ 38,398.00
AMR8935D	① R-TIRE 16.9-30 R1 Gdylr DuraTorq Cast	618	\$ 1,708.00	
AMR8556A	F-TIRE 12.4-24 R1 Ttn TruGrip Lug TL WAF	187	\$ 620.00	\$ 37,476.00
AMR8537	R-TIRE 16.9-34 R1 Trac Fild&Rd .84" off	342	\$ 1,225.00	
AMR8556A	F-TIRE 12.4-24 R1 Ttn TruGrip Lug TL WAF	187	\$ 620.00	\$ 38,444.00
AMR9258	① R-TIRE 16.9-34 R1 Trac Field & Rd Cast	910	\$ 1,709.00	
AMR8808	F-TIRE 12.5/80-18 I3 Ttn Contrac 8stud	159	\$ 659.00	\$ 37,250.00
AMR8532	R-TIRE 19.5L-24 R4 Titan Ind Trac Lug	304	\$ 1,073.00	
MR8957	F-TIRE 9.50-22 R1 Farm Svc Lug M 8stud	123	\$ 401.00	\$ 36,402.00
AMR8523A	R-TIRE 16.9-24 R1 Ttn Hi TracLug TL 2.5"	265	\$ 907.00	

** Standard tires.

* Subject to availability.

① Recommended for loader applications, increases base weight by approximately 600 lbs.

Note: HD Waffle wheel dish mounts with flat face of lug nuts. If ordered separately for field installation or for replacement wheels, you must order (16) 36500-49410 Spring Washers from Parts. They are included automatically with KTC Assembly order tractors.

M9540F-1/FC-1/DT-1/HD-1/HD12-1/DTC-1/HDC-1/HDC12-1/HDC24-1

M9540DTC-1*		Price with Tire Option		
TIRES AND WHEELS (priced per piece)				
ORDER CODE	DESCRIPTION	APPROX. SHIP WT.	SUGG. LIST PRICE	SUGG. LIST
AMR8556A**	F-TIRE 12.4-24 R1 Ttn TruGrip Lug TL WAF	187	\$ 620.00	\$ 44,425.00
AMR8530A**	R-TIRE 18.4-30 R1 Titan Hi Trac Lug TL	393	\$ 1,261.00	
AMR8557	F-TIRE 12.4R24 R1 Titan Hi Trac Lug WAF	220	\$ 738.00	\$ 45,135.00
AMR8531	R-TIRE 18.4R30 R1 Titan Hi Trac Lug STL	429	\$ 1,498.00	
AMR8557	F-TIRE 12.4R24 R1 Titan Hi Trac Lug WAF	220	\$ 738.00	\$ 46,073.00
AMR8514A ①	R-TIRE 18.4R30 R1 Titan Hi Pwr Lug Cast	699	\$ 1,967.00	
AMR8555A	F-TIRE 11.2-24 R1 AG STL WAF BIAS DA	163	\$ 598.00	\$ 44,145.00
AMR8933	R-TIRE 16.9-30 R1 DuraTorq 19mm holes	348	\$ 1,143.00	
AMR8555A	F-TIRE 11.2-24 R1 AG STL WAF BIAS DA	163	\$ 598.00	\$ 45,275.00
AMR8935D ①	R-TIRE 16.9-30 R1 Gdyl DuraTorq Cast	618	\$ 1,708.00	
AMR8556A	F-TIRE 12.4-24 R1 Ttn TruGrip Lug TL WAF	187	\$ 620.00	\$ 44,353.00
AMR8537	R-TIRE 16.9-34 R1 Trac Fild&Rd .84" off	342	\$ 1,225.00	
AMR8556A	F-TIRE 12.4-24 R1 Ttn TruGrip Lug TL WAF	187	\$ 620.00	\$ 45,321.00
AMR9258 ①	R-TIRE 16.9-34 R1 Trac Field & Rd Cast	910	\$ 1,709.00	
AMR8808	F-TIRE 12.5/80-18 I3 Ttn Contrac 8stud	159	\$ 659.00	\$ 44,127.00
AMR8532	R-TIRE 19.5L-24 R4 Titan Ind Trac Lug	304	\$ 1,073.00	
MR8957	F-TIRE 9.50-22 R1 Farm Svc Lug M 8stud	123	\$ 401.00	\$ 43,279.00
AMR8523A	R-TIRE 16.9-24 R1 Ttn Hi TracLug TL 2.5"	265	\$ 907.00	

M9540HDC-1*		Price with Tire Option		
TIRES AND WHEELS (priced per piece)				
ORDER CODE	DESCRIPTION	APPROX. SHIP WT.	SUGG. LIST PRICE	SUGG. LIST
AMR8556A**	F-TIRE 12.4-24 R1 Ttn TruGrip Lug TL WAF	187	\$ 620.00	\$ 45,772.00
AMR8530A**	R-TIRE 18.4-30 R1 Titan Hi Trac Lug TL	393	\$ 1,261.00	
AMR8557	F-TIRE 12.4R24 R1 Titan Hi Trac Lug WAF	220	\$ 738.00	\$ 46,482.00
AMR8531	R-TIRE 18.4R30 R1 Titan Hi Trac Lug STL	429	\$ 1,498.00	
AMR8557	F-TIRE 12.4R24 R1 Titan Hi Trac Lug WAF	220	\$ 738.00	\$ 47,420.00
AMR8514A ①	R-TIRE 18.4R30 R1 Titan Hi Pwr Lug Cast	699	\$ 1,967.00	
AMR8555A	F-TIRE 11.2-24 R1 AG STL WAF BIAS DA	163	\$ 598.00	\$ 45,492.00
AMR8933	R-TIRE 16.9-30 R1 DuraTorq 19mm holes	348	\$ 1,143.00	
AMR8555A	F-TIRE 11.2-24 R1 AG STL WAF BIAS DA	163	\$ 598.00	\$ 46,622.00
AMR8935D ①	R-TIRE 16.9-30 R1 Gdyl DuraTorq Cast	618	\$ 1,708.00	
AMR8556A	F-TIRE 12.4-24 R1 Ttn TruGrip Lug TL WAF	187	\$ 620.00	\$ 45,700.00
AMR8537	R-TIRE 16.9-34 R1 Trac Fild&Rd .84" off	342	\$ 1,225.00	
AMR8556A	F-TIRE 12.4-24 R1 Ttn TruGrip Lug TL WAF	187	\$ 620.00	\$ 46,668.00
AMR9258 ①	R-TIRE 16.9-34 R1 Trac Field & Rd Cast	910	\$ 1,709.00	
AMR8808	F-TIRE 12.5/80-18 I3 Ttn Contrac 8stud	159	\$ 659.00	\$ 45,474.00
AMR8532	R-TIRE 19.5L-24 R4 Titan Ind Trac Lug	304	\$ 1,073.00	
MR8957	F-TIRE 9.50-22 R1 Farm Svc Lug M 8stud	123	\$ 401.00	\$ 44,626.00
AMR8523A	R-TIRE 16.9-24 R1 Ttn Hi TracLug TL 2.5"	265	\$ 907.00	

** Standard tires.

* Subject to availability.

① Recommended for loader applications, increases base weight by approximately 600 lbs.

Note: HD Waffle wheel dish mounts with flat face of lug nuts. If ordered separately for field installation or for replacement wheels, you must order (16) 36500-49410 Spring Washers from Parts, they are included automatically with KTC Assembly order tractors.

KUBOTA

M9540F-1/FC-1/DT-1/HD-1/HD12-1/DTC-1/HDC-1/HDC12-1/HDC24-1

M9540HD12-1*		Price with Tire Option		
TIRES AND WHEELS (priced per piece)				
ORDER CODE	DESCRIPTION	APPROX. SHIP WT.	SUGG. LIST PRICE	SUGG. LIST
AMR8556A**	F-TIRE 12.4-24 R1 Ttn TruGrip Lug TL WAF	187	\$ 620.00	\$ 38,702.00
AMR8530A**	R-TIRE 18.4-30 R1 Titan Hi Trac Lug TL	393	\$ 1,261.00	
AMR8557	F-TIRE 12.4R24 R1 Titan Hi Trac Lug WAF	220	\$ 738.00	\$ 39,412.00
AMR8531	R-TIRE 18.4R30 R1 Titan Hi Trac Lug STL	429	\$ 1,498.00	
AMR8557	F-TIRE 12.4R24 R1 Titan Hi Trac Lug WAF	220	\$ 738.00	\$ 40,350.00
AMR8514A	R-TIRE 18.4R30 R1 Titan Hi Pwr Lug Cast	699	\$ 1,967.00	
AMR8555A	F-TIRE 11.2-24 R1 AG STL WAF BIAS DA	163	\$ 598.00	\$ 38,422.00
AMR8933	R-TIRE 16.9-30 R1 DuraTorq 19mm holes	348	\$ 1,143.00	
AMR8555A	F-TIRE 11.2-24 R1 AG STL WAF BIAS DA	163	\$ 598.00	\$ 39,552.00
AMR8935D	① R-TIRE 16.9-30 R1 Gdyl DuraTorq Cast	618	\$ 1,708.00	
AMR8556A	F-TIRE 12.4-24 R1 Ttn TruGrip Lug TL WAF	187	\$ 620.00	\$ 38,630.00
AMR8537	R-TIRE 16.9-34 R1 Trac Fild&Rd .84" off	342	\$ 1,225.00	
AMR8556A	F-TIRE 12.4-24 R1 Ttn TruGrip Lug TL WAF	187	\$ 620.00	\$ 39,598.00
AMR9258	① R-TIRE 16.9-34 R1 Trac Field & Rd Cast	910	\$ 1,709.00	
AMR8808	F-TIRE 12.5/80-18 I3 Ttn Contrac 8stud	159	\$ 659.00	\$ 38,404.00
AMR8532	R-TIRE 19.5L-24 R4 Titan Ind Trac Lug	304	\$ 1,073.00	
MR8957	F-TIRE 9.50-22 R1 Farm Svc Lug M 8stud	123	\$ 401.00	\$ 37,556.00
AMR8523A	R-TIRE 16.9-24 R1 Ttn Hi TracLug TL 2.5"	265	\$ 907.00	

M9540HDC12-1*		Price with Tire Option		
TIRES AND WHEELS (priced per piece)				
ORDER CODE	DESCRIPTION	APPROX. SHIP WT.	SUGG. LIST PRICE	SUGG. LIST
AMR8556A**	F-TIRE 12.4-24 R1 Ttn TruGrip Lug TL WAF	187	\$ 620.00	\$ 47,214.00
AMR8530A**	R-TIRE 18.4-30 R1 Titan Hi Trac Lug TL	393	\$ 1,261.00	
AMR8557	F-TIRE 12.4R24 R1 Titan Hi Trac Lug WAF	220	\$ 738.00	\$ 47,924.00
AMR8531	R-TIRE 18.4R30 R1 Titan Hi Trac Lug STL	429	\$ 1,498.00	
AMR8557	F-TIRE 12.4R24 R1 Titan Hi Trac Lug WAF	220	\$ 738.00	\$ 48,862.00
AMR8514A	R-TIRE 18.4R30 R1 Titan Hi Pwr Lug Cast	699	\$ 1,967.00	
AMR8555A	F-TIRE 11.2-24 R1 AG STL WAF BIAS DA	163	\$ 598.00	\$ 46,934.00
AMR8933	R-TIRE 16.9-30 R1 DuraTorq 19mm holes	348	\$ 1,143.00	
AMR8555A	F-TIRE 11.2-24 R1 AG STL WAF BIAS DA	163	\$ 598.00	\$ 48,064.00
AMR8935D ①	R-TIRE 16.9-30 R1 Gdyl DuraTorq Cast	618	\$ 1,708.00	
AMR8556A	F-TIRE 12.4-24 R1 Ttn TruGrip Lug TL WAF	187	\$ 620.00	\$ 47,142.00
AMR8537	R-TIRE 16.9-34 R1 Trac Fild&Rd .84" off	342	\$ 1,225.00	
AMR8556A	F-TIRE 12.4-24 R1 Ttn TruGrip Lug TL WAF	187	\$ 620.00	\$ 48,110.00
AMR9258 ①	R-TIRE 16.9-34 R1 Trac Field & Rd Cast	910	\$ 1,709.00	
AMR8808	F-TIRE 12.5/80-18 I3 Ttn Contrac 8stud	159	\$ 659.00	\$ 46,916.00
AMR8532	R-TIRE 19.5L-24 R4 Titan Ind Trac Lug	304	\$ 1,073.00	
MR8957	F-TIRE 9.50-22 R1 Farm Svc Lug M 8stud	123	\$ 401.00	\$ 46,068.00
AMR8523A	R-TIRE 16.9-24 R1 Ttn Hi TracLug TL 2.5"	265	\$ 907.00	

** Standard tires.

* Subject to availability.

① Recommended for loader applications, increases base weight by approximately 600 lbs.

KUBOTA

M9540F-1/FC-1/DT-1/HD-1/HD12-1/DTC-1/HDC-1/HDC12-1/HDC24-1

M9540HDC24-1*		Price with Tire Option		
TIRES AND WHEELS (priced per piece)				
ORDER CODE	DESCRIPTION	APPROX. SHIP WT.	SUGG. LIST PRICE	SUGG. LIST
AMR8556A**	F-TIRE 12.4-24 R1 Ttn TruGrip Lug TL WAF	187	\$ 620.00	\$ 50,014.00
AMR8530A**	R-TIRE 18.4-30 R1 Titan Hi Trac Lug TL	393	\$ 1,261.00	
AMR8557	F-TIRE 12.4R24 R1 Titan Hi Trac Lug WAF	220	\$ 738.00	\$ 50,724.00
AMR8531	R-TIRE 18.4R30 R1 Titan Hi Trac Lug STL	429	\$ 1,498.00	
AMR8557	F-TIRE 12.4R24 R1 Titan Hi Trac Lug WAF	220	\$ 738.00	\$ 51,662.00
AMR8514A	R-TIRE 18.4R30 R1 Titan Hi Pwr Lug Cast	699	\$ 1,967.00	
AMR8555A	F-TIRE 11.2-24 R1 AG STL WAF BIAS DA	163	\$ 598.00	\$ 49,734.00
AMR8933	R-TIRE 16.9-30 R1 DuraTorq 19mm holes	348	\$ 1,143.00	
AMR8555A	F-TIRE 11.2-24 R1 AG STL WAF BIAS DA	163	\$ 598.00	\$ 50,864.00
AMR8935D ①	R-TIRE 16.9-30 R1 Gdylr DuraTorq Cast	618	\$ 1,708.00	
AMR8556A	F-TIRE 12.4-24 R1 Ttn TruGrip Lug TL WAF	187	\$ 620.00	\$ 49,942.00
AMR8537	R-TIRE 16.9-34 R1 Trac Fild&Rd .84" off	342	\$ 1,225.00	
AMR8556A	F-TIRE 12.4-24 R1 Ttn TruGrip Lug TL WAF	187	\$ 620.00	\$ 50,910.00
AMR9258 ①	R-TIRE 16.9-34 R1 Trac Field & Rd Cast	910	\$ 1,709.00	
AMR8808	F-TIRE 12.5/80-18 I3 Ttn Contrac 8stud	159	\$ 659.00	\$ 49,716.00
AMR8532	R-TIRE 19.5L-24 R4 Titan Ind Trac Lug	304	\$ 1,073.00	
MR8957	F-TIRE 9.50-22 R1 Farm Svc Lug M 8stud	123	\$ 401.00	\$ 48,868.00
AMR8523A	R-TIRE 16.9-24 R1 Ttn Hi TracLug TL 2.5"	265	\$ 907.00	

** Standard tires.

* Subject to availability.

① Recommended for loader applications, increases base weight by approximately 600 lbs.

Note: HD Waffle wheel dish mounts with flat face of lug nuts. If ordered separately for field installation or for replacement wheels, you must order (16) 36500-49410 Spring Washers from Parts. They are included automatically with KTC Assembly order tractors.

M9540F(-1)/FC(-1)/DT(-1)/HD(-1)/HD(12)-1/DTC(-1)/HDC(-1)/HDC12(-1)/HDC24-1

ORDER CODE	DESCRIPTION	APPROX. SHIP WT.	SUGGESTED LIST PRICE
HYDRAULIC VALVES (All Models)			
M7610	SCD (Self Canceling Detent) ROPS & Cab Models	15	\$693.00
M7611	① FD (Float Detent) ROPS & Cab Models	15	\$684.00
REMOTE VALVE LEVER KITS			
M7614	② 2nd Position (ROPS Models)	5	\$140.00
M7615	② 3rd Position (ROPS Models)	5	\$140.00
M7616	② 2nd Position (Cab Models)	5	\$140.00
M7617	② 3rd Position (Cab Models)	5	\$140.00
FLOW CONTROL VALVE (All Models)			
M9585	③ Flow Control Valve (ROPS and Cab Models)	15	\$501.00
M9595	④ Flow Control Valve (ROPS and Cab Models) With SCD Valve (For Valve to Valve operation) Requires M7614 or M7616 Lever Kit	15	\$1,041.00
3PT HITCH HIGH CAPACITY LIFT CYLINDERS			
M7651	High capacity lift cylinder kit, replaces standard lift cylinders. Lift Cap. 7,055 lbs. Standard on HD12 / HDC12 models.	20	\$961.00
CASSETTE TYPE CREEP SPEED KIT			
M7648	⑤ Requires Dealer installation. (ROPS & Cab Models)	61	\$966.00
DUAL SPEED PTO KIT			
M7623	⑥ 540/1000 rpm PTO Kit (Includes 540 shaft and 1000 rpm shaft)	123	\$1,156.00
DRAWBAR CLEVIS			
M9594	Drawbar Clevis	11	\$71.00
80 AMP HIGH CAPACITY ALTERNATOR KIT			
M7624	High Capacity Alternator Kit, ROPS Models	16	\$400.00
M7625	High Capacity Alternator Kit, Cab Models (Except HDC24-1)	15	\$400.00
M7674	High capacity alternator kit, HDC24-1		\$422.00
REAR WORK LIGHT			
M7630	One Light (Maximum 1 Light/Tractor)	20	\$85.00

- ① Order choice of Valves, either type valve can be used in the 2nd or 3rd Position. Requires appropriate Lever Kit.
- ② As stated in ①, you must order the appropriate Lever Kit. The Lever Kits are separate to allow proper application sequence of SCD and/or FD Valves.
- ③ Can be added to the standard SCD valve. Provides limited simultaneous operation with the 3 pt. hitch. A second SCD valve can be added.
- ④ Provides simultaneous operation between standard SCD and second SCD included with this Flow Control Valve.
- ⑤ ROPS or Cab model. Consult Service dept. for labor installation time.
- ⑥ Quick Change dual-speed shafts by removing one snap ring.

M9540F(-1)/FC(-1)/DT(-1)/HD(-1)/HD(12)-1/DTC(-1)/HDC(-1)/HDC12(-1)/HDC24-1

ORDER CODE	DESCRIPTION	APPROX. SHIP WT.	SUGGESTED LIST PRICE
CAB OPTIONS			
M7649	Rear Window Wiper Kit with washer	10	\$233.00
E9299A	② AM/FM Radio with MP3 Port and 7-Channel Weather Band.	4	\$310.00
E9276B	② AM/FM Radio CD/MP3 Player with 7-Channel Weather Band.	4	\$440.00
M9270	Air Ride Seat Suspension Kit	40	\$506.00
M7650	Elec-Defogger Kit and 80 Amp Alternator Includes corner and rear windows with electric grids, 80 amp alternator, hardware and instructions (May require M9222.)	50	\$674.00
M9222	① Wire Harness Kit	10	\$140.00
M7678	Electric Defogger Kit and 80 Amp Alternator Includes corner and rear window with electric grids, 80 Amp Alternator, hardware and instructions. (HDC24-1 Model)		\$696.00
3C581-97010	Monitor Mounting Bracket, Universal type, attaches to right side Cab post.	(Order from Parts Department)	
77700-01098	12V/3-Pin 30 Amp Coupler Pigtail, 12" Long	(Order from Parts Department)	

REPLACEMENT CAB

Field installation required. Attachment system, lights, electrical harness, glass, control levers, roof and headliner, dash tower, steering column, and pedals are included. Note: Some components from old cab need to be installed into new cab, i.e., steering wheel, seat, dash, floor mat, floor pan. HDC, Hydraulic Shuttle models requires different clutch pedal and shuttle lever components. Use old if okay, otherwise order new.

M7052	Replacement Ultra Grand Cab for M9540FC/DTC	1055	\$8,846.00
M7053	Replacement Ultra Grand Cab for M9540HDC/HDC12	1055	\$8,846.00

OPTIONAL EQUIPMENT

BALLAST BOX

M8180	Three point ballast box 1280 lb. Capacity w/dry sand (13 cubic feet)	220	\$593.00
-------	---	-----	----------

- ① Refer to PIB2007-002 R1. Required for this serial number and below,
M5040FC s/n ~ 10493, M5040DTC/HDC s/n ~ 51512, M6040FC s/n ~ 10234, M6040DTC/HDC s/n ~ 51271,
M7040FC s/n ~ 10428, M7040DTC/HDC s/n ~ 52896, M8540FC s/n ~ 10163, M8540DTC/HDC/HDC12 s/n ~ 51223,
M9540FC s/n ~ 10239, M9540DTC/HDC/HDC12 s/n ~ 52521

- ② Radios have a 2-year warranty.

M9540F(-1)/FC(-1)/DT(-1)/HD(-1)/HD(12)-1/DTC(-1)/HDC(-1)/HDC12(-1)/HDC24-1

ORDER CODE	DESCRIPTION	APPROX. SHIP WT.	SUGGESTED LIST PRICE
FRONT WEIGHTS, WEIGHT BUMPER AND BOLT KITS			
M8071	Suitcase Weight (105 lbs. each) Requires M8075 Weight Bumper and M8073 Bolt/Bar Kit. Maximum of 10 Weights.	105	\$85.00
M8073	Bolt/Bar Kit - Weight(s) One Bolt/Bar Kit per 1-10 M8071 Weights on M8075	15	\$52.00
M8074	Bolt/Bar Kit - Weight(s) One Bolt/Bar Kit per 1-7 M8071 Weights on M1875A	6	\$58.00
M8075	① Weight Bumper Requires (1) M8076 Bolt Kit	230	\$345.00
M8076	① Bolt Kit - Bumper	4	\$57.00
M1875A	⑤ Weight Bumper for 1-7 M8071 Weights, compatible with M1871 Grille Guard. Requires M8074 Bolt/Bar Kit	59	\$211.00

REAR WHEEL WEIGHTS AND BOLT KIT (You must order both items.)

M8126A	② Rear Wheel Weights, set of 2 (164 lbs. each) Requires M8119B and/or AM8127B Bolt Kits. Use with 28", 30", and 34" diameter Wheels.	328	\$298.00
M8119B	Bolt Kit for 1st set M8126A Wts on Cast Iron Wheels.	8	\$27.00
M8127B	③ Bolt Kit for 1st set M8126A Wts on Steel Disc Wheels, also used to mount 2nd and 3rd sets. one Bolt Kit per weight set.	6	\$20.00
M8121A	④ Bolt Kit used to mount 2nd and 3rd sets of LM8124 wts. On Bolt Kit per weight set.	9	\$21.00
LM8124	④ Rear Wheel Weight, set of 2 (103 lbs. each) Requires LM8125A Bolt Kit. Use with 24" and 26" diameter Steel Disc Wheels.	104	\$279.00
LM8125A	Bolt Kit for 1st set LM8124 and M8126A	6	\$67.00

- ① The M8075 Weight Bumper and M8076 Bolt Kit are Standard Equipment on 2WD Tractors. M8075 is compatible with M1876 Grille Guard.
- ② Maximum 3 weights per wheel on steel disc, maximum 2 weights on cast iron disc.
- ③ M8127B Bolt Kit is required to add the 2nd or 3rd set of M8126A weights. Requires one M8127B per M8126A weight set.
- ④ Up to 3 weights per wheel. Use M8121A Bolt Kit to attach the 2nd and 3rd set of LM8124 weights, requires one bolt kit per set of weights. Not compatible with 24" M-Series front wheels.
- ⑤ M1875A Weight Bumper is lower cost option if less weight is required, compatible with Loader and M1871 Grille Guard.

This page intentionally left blank.

M9960HF/HFC/HD/HD12/HDC/HDC12/HDC24

*** EQUIPMENT IN STANDARD MACHINE ***

DIESEL ENGINE

Model # V3800-CR-TIE4
Common Rail Electronic Fuel Injection
Electronic Governor Control
Turbocharged w/Wastegate
4 Cyl. 230 cu. in.
+ 99 Net Eng. HP
+ 89 PTO HP
@ 2600 Eng. rpm
Interim Tier IV Emission Certified
Includes EGR Valve
12V 900 CCA Battery
Charging Output 45 amps (ROPS)
Charging Output 60 amps (CAB)
Charging Output 100 Amps
(ROPS/Cab) Option

HYDRAULICS / HITCH / DRAWBAR

Open Center Gear Type
6.1 gpm Power Steering
15.9 ROPS / 17.0 CAB
GPM Remotes / 3 Pt. Hitch
@ 2844 psi
22.0 ROPS / 23.1 CAB GPM Total
Cat II 3-point Hitch
At lift Point 5510 lbs.
24" Behind 4630 lbs.
Note: HD12/HDC12/HDC24 Models
At lift Point 8600 lbs.
24" Behind 7055 lbs.
Telescoping Lower Links
First Remote (SCD) with Self
Canceling Detents – Std.
Stabilizers
Swinging Drawbar

FRONT AXLE

Hydrostatic Power Steering
2WD: Tubular Steel Beam
Adj. (Telescoping) Tread
Spacing
4WD: Bevel Gear
55 degree turning angle
Cast Iron
Limited Slip Differential
Adj. (Rim) Tread Spacing
Wide Row Kit Optional

HDC24

4WD Automatic braking from 2WD
with both brakes applied
Electro/Hydraulic Engagement
of front wheel drive

DRIVE TRAIN

Eight Speed Models

Four Speed Fully Synchronized
8F/8R Speeds Hydraulic shuttle,
wet clutch

Twelve Speed Models

HD12/HDC12 Models
Six Speed Fully Synchronized
12F/12R Speeds Hydraulic Shuttle,
wet clutch
12TH Gear Overdrive maximum engine
RPM 2080, increases fuel economy

Twenty-Four Speed Cab Model

HDC24
Six Speed Fully Synchronized
24F/24R Speeds with Dual Speed
Hydraulic shuttle, wet clutch
12TH Gear Overdrive maximum engine
RPM 2080, increases fuel economy
Planetary Final Drives (All Models)
Rear Diff. Lock (All Models)
Creep Speed: Cassette Type
option (All models)

FLUID CAPACITY

Fuel Tank (ROPS)	23.8 gal
Fuel Tank (Cab)	29.1 gal
Cooling System	9.5 qts
Crankcase	11.3 qts
Transmission and Hydraulics	14.25 gal
Front Axle (4WD)	10.0 qts

INSTRUMENTS

Tachometer/Hour meter
Oil Pressure
Fuel Gauge
Coolant Temperature

POWER TAKE OFF

Live-Independent Elec./Hyd. PTO
Electro/Hydraulic Engagement
540 PTO SAE 1 3/8" Six Spline
540 RPM @ 2205 Eng. RPM
540/540E @ 1520 Eng. RPM
(Economy) PTO (Opt.)
540/1000 RPM PTO (Opt.)
540 RPM @ 2205 Eng. RPM
1000 RPM @ 2389 Eng. RPM
1000 Shaft SAE 1 3/8" 21 Spline

LIGHTING

2 Headlights
2 Grille side lights
2 Tail lights
2 Hazard Flasher Lights with Turn
Signals (ROPS)
4 Hazard Flasher Lights with Turn
Signals (CAB)
7 Pin Electrical Trailer Connector

SAFETY EQUIPMENT

Flip-Up PTO Shield
Safety Start Switches
PTO – OPC (Operator Presence
Control, Alarm 10 seconds)
Electric Key Shut Off
Hydraulic Wet Disc Brakes
Transmission Parking Lock in
Main Shift
Turn Signals, Safety Flashers
SMV Sign

ROPS MODEL

2-Post Foldable ROPS
Retractable Seat Belt

CAB (Ultra Grand Cab)

Integral Factory ROPS Certified
Retractable Seat Belt
Flat Deck
Grammer Deluxe Seat with Armrests
(Air Ride Optional)
Tinted Glass
Dual Level Air Conditioning & Heater
Electric A/C Controls
Front Wiper w/Washer – 2 Speed
Radio Ready, includes 2-speakers,
antenna, and wiring harness.
Left & Right Side Exterior Mirrors
2 - Front Work Lights
2 - Rear Work Lights
2 Doors, Frameless all glass
Left & Right Side Steps
Sun Visor
Tilt Steering Wheel
Interior Dome Light
Accessory Plug 12V - 15 Amp
3 Pin 12V-30 Amp Monitor Coupler
Cup Holder
Ashtray
Horn

TIRES AND WHEELS

2WD: Front 7.50 – 18 F2
Rear 18.4 - 30 R1
4WD: Front 12.4 - 24 R1
Rear 18.4 - 30 R1

+ Manufacturer estimate.

M9960HF/HFC/HD/HD12/HDC/HDC12/HDC24

ORDER CODE	DESCRIPTION	APPROX. SHIP WT.	SUGGESTED LIST PRICE
* * * STANDARD MACHINE WITH STANDARD TIRES* * *			
M9960HF	2WD Utility ROPS Tractor (Hydraulic Shuttle) with 2 Post foldable ROPS	5100	\$37,206.00
M9960HFC	2WD Utility Cab Tractor (Hydraulic Shuttle) with Ultra Grand Cab	5755	\$45,506.00
M9960HD	4WD Utility ROPS Tractor (Hydraulic Shuttle) with 2 Post foldable ROPS	5510	\$41,802.00
M9960HD12	4WD Utility ROPS Tractor (Hydraulic Shuttle) with 12 Speed and foldable ROPS	5510	\$43,002.00
M9960HDC	4WD Utility Cab Tractor (Hydraulic Shuttle) with Ultra Grand Cab	6175	\$50,102.00
M9960HDC12	4WD Utility Cab Tractor (Hydraulic Shuttle) with 12 Speed and Ultra Grand Cab	6175	\$51,602.00
M9960HDC24	4WD Utility Cab Tractor (Hydraulic Shuttle) with 24 Speed and Ultra Grand Cab	6175	\$54,402.00

M9960HF/HFC/HD/HD12/HDC/HDC12/HDC24

M9960HF		Price with Tire Option		
TIRES AND WHEELS (priced per piece) for: M9960HF (2WD ROPS Tractor)				
ORDER CODE	DESCRIPTION	APPROX. SHIP WT.	SUGG. LIST PRICE	SUGG. LIST
AMR8961A**	F-TIRE 7.5-18 F2 Steel Bias AA	68	\$ 234.00	\$ 37,206.00
AMR8530A**	R-TIRE 18.4-30 R1 Titan Hi Trac Lug TL	393	\$ 1,261.00	
AMR8980B	F-TIRE 10.00-16 F2 Champ Guide Grip TL	89	\$ 299.00	\$ 37,336.00
AMR8530A	R-TIRE 18.4-30 R1 Titan Hi Trac Lug TL	393	\$ 1,261.00	
AMR8970C	F-TIRE 9.5L-15SL F2, 8-PLY, 4 RIB	70	\$ 234.00	\$ 36,912.00
AMR8522	R-TIRE 18.4-26 R1 F-Stone Trac Field&Rd	346	\$ 1,114.00	
AMR8970C	F-TIRE 9.5L-15SL F2, 8-PLY, 4 RIB	70	\$ 234.00	\$ 36,808.00
AMR8521	R-TIRE 18.4-26 R3 (ANS) 19mm holes	301	\$ 1,062.00	
AMR8961A	F-TIRE 7.5-18 F2 Steel Bias AA	68	\$ 234.00	\$ 37,680.00
AMR8531	R-TIRE 18.4R30 R1 Titan Hi Trac Lug STL	429	\$ 1,498.00	
AMR8961A	F-TIRE 7.5-18 F2 Steel Bias AA	68	\$ 234.00	\$ 38,618.00
AMR8514A	① R-TIRE 18.4R30 R1 Titan Hi Pwr Lug Cast	699	\$ 1,967.00	
AMR8980B	F-TIRE 10.00-16 F2 Champ Guide Grip TL	89	\$ 299.00	\$ 37,810.00
AMR8531	R-TIRE 18.4R30 R1 Titan Hi Trac Lug STL	429	\$ 1,498.00	
AMR8980B	F-TIRE 10.00-16 F2 Champ Guide Grip TL	89	\$ 299.00	\$ 38,748.00
AMR8514A	① R-TIRE 18.4R30 R1 Titan Hi Pwr Lug Cast	699	\$ 1,967.00	
AMR8980B	F-TIRE 10.00-16 F2 Champ Guide Grip TL	89	\$ 299.00	\$ 37,264.00
AMR8537	R-TIRE 16.9-34 R1 Trac Fild&Rd .84" off	342	\$ 1,225.00	
AMR8980B	F-TIRE 10.00-16 F2 Champ Guide Grip TL	89	\$ 299.00	\$ 38,232.00
AMR9258	① R-TIRE 16.9-34 R1 Trac Field & Rd Cast	910	\$ 1,709.00	

** Standard tires.

① Recommended for loader applications, increases base weight by approximately 600 lbs.

M9960HF/HFC/HD/HD12/HDC/HDC12/HDC24

M9960HFC		Price with Tire Option		
TIRES AND WHEELS (priced per piece) for: M9960HFC (2 WD Cab Tractor)				
ORDER CODE	DESCRIPTION	APPROX. SHIP WT.	SUGG. LIST PRICE	SUGG. LIST
AMR8961A**	F-TIRE 7.5-18 F2 Steel Bias AA	68	\$ 234.00	\$ 45,506.00
AMR8530A**	R-TIRE 18.4-30 R1 Titan Hi Trac Lug TL	393	\$ 1,261.00	
AMR8980B	F-TIRE 10.00-16 F2 Champ Guide Grip TL	89	\$ 299.00	\$ 45,636.00
AMR8530A	R-TIRE 18.4-30 R1 Titan Hi Trac Lug TL	393	\$ 1,261.00	
AMR8970C	F-TIRE 9.5L-15SL F2, 8-PLY, 4 RIB	70	\$ 234.00	\$ 45,212.00
AMR8522	R-TIRE 18.4-26 R1 F-Stone Trac Field&Rd	346	\$ 1,114.00	
AMR8970C	F-TIRE 9.5L-15SL F2, 8-PLY, 4 RIB	70	\$ 234.00	\$ 45,108.00
AMR8521	R-TIRE 18.4-26 R3 (ANS) 19mm holes	301	\$ 1,062.00	
AMR8961A	F-TIRE 7.5-18 F2 Steel Bias AA	68	\$ 234.00	\$ 45,980.00
AMR8531	R-TIRE 18.4R30 R1 Titan Hi Trac Lug STL	429	\$ 1,498.00	
AMR8961A	F-TIRE 7.5-18 F2 Steel Bias AA	68	\$ 234.00	\$ 46,918.00
AMR8514A ①	R-TIRE 18.4R30 R1 Titan Hi Pwr Lug Cast	699	\$ 1,967.00	
AMR8980B	F-TIRE 10.00-16 F2 Champ Guide Grip TL	89	\$ 299.00	\$ 46,110.00
AMR8531	R-TIRE 18.4R30 R1 Titan Hi Trac Lug STL	429	\$ 1,498.00	
AMR8980B	F-TIRE 10.00-16 F2 Champ Guide Grip TL	89	\$ 299.00	\$ 47,048.00
AMR8514A ①	R-TIRE 18.4R30 R1 Titan Hi Pwr Lug Cast	699	\$ 1,967.00	
AMR8980B	F-TIRE 10.00-16 F2 Champ Guide Grip TL	89	\$ 299.00	\$ 45,564.00
AMR8537	R-TIRE 16.9-34 R1 Trac Fild&Rd .84" off	342	\$ 1,225.00	
AMR8980B	F-TIRE 10.00-16 F2 Champ Guide Grip TL	89	\$ 299.00	\$ 46,532.00
AMR9258 ①	R-TIRE 16.9-34 R1 Trac Field & Rd Cast	910	\$ 1,709.00	

** Standard tires.

① Recommended for loader applications, increases base weight by approximately 600 lbs.

M9960HF/HFC/HD/HD12/HDC/HDC12/HDC24

M9960HD				
TIRES AND WHEELS (priced per piece) for: M9960HD (4WD ROPS Tractor)				Price with Tire Options
ORDER CODE	DESCRIPTION	APPROX. SHIP WT.	SUGG. LIST PRICE	SUGG. LIST
AMR8556A**	F-TIRE 12.4-24 R1 Ttn TruGrip Lug TL WAF	187	\$ 620.00	\$ 41,802.00
AMR8530A**	R-TIRE 18.4-30 R1 Titan Hi Trac Lug TL	393	\$ 1,261.00	
AMR8557	F-TIRE 12.4R24 R1 Titan Hi Trac Lug WAF	220	\$ 738.00	\$ 42,512.00
AMR8531	R-TIRE 18.4R30 R1 Titan Hi Trac Lug STL	429	\$ 1,498.00	
AMR8557	F-TIRE 12.4R24 R1 Titan Hi Trac Lug WAF	220	\$ 738.00	\$ 43,450.00
AMR8514A	R-TIRE 18.4R30 R1 Titan Hi Pwr Lug Cast	699	\$ 1,967.00	
AMR8555A	F-TIRE 11.2-24 R1 AG STL WAF BIAS DA	163	\$ 598.00	\$ 41,522.00
AMR8933	R-TIRE 16.9-30 R1 DuraTorq 19mm holes	348	\$ 1,143.00	
AMR8555A	F-TIRE 11.2-24 R1 AG STL WAF BIAS DA	163	\$ 598.00	\$ 42,652.00
AMR8935D	① R-TIRE 16.9-30 R1 Gdyl DuraTorq Cast	618	\$ 1,708.00	
AMR8556A	F-TIRE 12.4-24 R1 Ttn TruGrip Lug TL WAF	187	\$ 620.00	\$ 41,730.00
AMR8537	R-TIRE 16.9-34 R1 Trac Fild&Rd .84" off	342	\$ 1,225.00	
AMR8556A	F-TIRE 12.4-24 R1 Ttn TruGrip Lug TL WAF	187	\$ 620.00	\$ 42,698.00
AMR9258	① R-TIRE 16.9-34 R1 Trac Field & Rd Cast	910	\$ 1,709.00	
AMR8808	F-TIRE 12.5/80-18 I3 Ttn Contrac 8stud	159	\$ 659.00	\$ 41,504.00
AMR8532	R-TIRE 19.5L-24 R4 Titan Ind Trac Lug	304	\$ 1,073.00	
MR8957	F-TIRE 9.50-22 R1 Farm Svc Lug M 8stud	123	\$ 401.00	\$ 40,656.00
AMR8523A	R-TIRE 16.9-24 R1 Ttn Hi TracLug TL 2.5"	265	\$ 907.00	

M9960HDC				
TIRES AND WHEELS (priced per piece) for: M9960HDC (4WD CAB Tractor)				Price with Tire Options
ORDER CODE	DESCRIPTION	APPROX. SHIP WT.	SUGG. LIST PRICE	SUGG. LIST
AMR8556A**	F-TIRE 12.4-24 R1 Ttn TruGrip Lug TL WAF	187	\$ 620.00	\$ 50,102.00
AMR8530A**	R-TIRE 18.4-30 R1 Titan Hi Trac Lug TL	393	\$ 1,261.00	
AMR8557	F-TIRE 12.4R24 R1 Titan Hi Trac Lug WAF	220	\$ 738.00	\$ 50,812.00
AMR8531	R-TIRE 18.4R30 R1 Titan Hi Trac Lug STL	429	\$ 1,498.00	
AMR8557	F-TIRE 12.4R24 R1 Titan Hi Trac Lug WAF	220	\$ 738.00	\$ 51,750.00
AMR8514A	R-TIRE 18.4R30 R1 Titan Hi Pwr Lug Cast	699	\$ 1,967.00	
AMR8555A	F-TIRE 11.2-24 R1 AG STL WAF BIAS DA	163	\$ 598.00	\$ 49,822.00
AMR8933	R-TIRE 16.9-30 R1 DuraTorq 19mm holes	348	\$ 1,143.00	
AMR8555A	F-TIRE 11.2-24 R1 AG STL WAF BIAS DA	163	\$ 598.00	\$ 50,952.00
AMR8935D ①	R-TIRE 16.9-30 R1 Gdyl DuraTorq Cast	618	\$ 1,708.00	
AMR8556A	F-TIRE 12.4-24 R1 Ttn TruGrip Lug TL WAF	187	\$ 620.00	\$ 50,030.00
AMR8537	R-TIRE 16.9-34 R1 Trac Fild&Rd .84" off	342	\$ 1,225.00	
AMR8556A	F-TIRE 12.4-24 R1 Ttn TruGrip Lug TL WAF	187	\$ 620.00	\$ 50,998.00
AMR9258 ①	R-TIRE 16.9-34 R1 Trac Field & Rd Cast	910	\$ 1,709.00	
AMR8808	F-TIRE 12.5/80-18 I3 Ttn Contrac 8stud	159	\$ 659.00	\$ 49,804.00
AMR8532	R-TIRE 19.5L-24 R4 Titan Ind Trac Lug	304	\$ 1,073.00	
MR8957	F-TIRE 9.50-22 R1 Farm Svc Lug M 8stud	123	\$ 401.00	\$ 48,956.00
AMR8523A	R-TIRE 16.9-24 R1 Ttn Hi TracLug TL 2.5"	265	\$ 907.00	

** Standard tires.

① Recommended for loader applications, increases base weight by approximately 600 lbs.

Note: HD Waffle wheel dish mounts with flat face of lug nuts. If ordered separately for field installation or for replacement wheels, you must order (16) 36500-49410 Spring Washers from Parts. They are included automatically with KTC Assembly order tractors.

M9960HF/HFC/HD/HD12/HDC/HDC12/HDC24

M9960HD12		Price with Tire Option		
TIRES AND WHEELS (priced per piece) for: M9960HD12 (4WD ROPS Tractor)				
ORDER CODE	DESCRIPTION	APPROX. SHIP WT.	SUGG. LIST PRICE	SUGG. LIST
AMR8556A**	F-TIRE 12.4-24 R1 Ttn TruGrip Lug TL WAF	187	\$ 620.00	\$ 43,002.00
AMR8530A**	R-TIRE 18.4-30 R1 Titan Hi Trac Lug TL	393	\$ 1,261.00	
AMR8557	F-TIRE 12.4R24 R1 Titan Hi Trac Lug WAF	220	\$ 738.00	\$ 43,712.00
AMR8531	R-TIRE 18.4R30 R1 Titan Hi Trac Lug STL	429	\$ 1,498.00	
AMR8557	F-TIRE 12.4R24 R1 Titan Hi Trac Lug WAF	220	\$ 738.00	\$ 44,650.00
AMR8514A	R-TIRE 18.4R30 R1 Titan Hi Pwr Lug Cast	699	\$ 1,967.00	
AMR8555A	F-TIRE 11.2-24 R1 AG STL WAF BIAS DA	163	\$ 598.00	\$ 42,722.00
AMR8933	R-TIRE 16.9-30 R1 DuraTorq 19mm holes	348	\$ 1,143.00	
AMR8555A	F-TIRE 11.2-24 R1 AG STL WAF BIAS DA	163	\$ 598.00	\$ 43,852.00
AMR8935D ①	R-TIRE 16.9-30 R1 Gdyr DuraTorq Cast	618	\$ 1,708.00	
AMR8556A	F-TIRE 12.4-24 R1 Ttn TruGrip Lug TL WAF	187	\$ 620.00	\$ 42,930.00
AMR8537	R-TIRE 16.9-34 R1 Trac Fild&Rd .84" off	342	\$ 1,225.00	
AMR8556A	F-TIRE 12.4-24 R1 Ttn TruGrip Lug TL WAF	187	\$ 620.00	\$ 43,898.00
AMR9258 ①	R-TIRE 16.9-34 R1 Trac Field & Rd Cast	910	\$ 1,709.00	
AMR8808	F-TIRE 12.5/80-18 I3 Ttn Contrac 8stud	159	\$ 659.00	\$ 42,704.00
AMR8532	R-TIRE 19.5L-24 R4 Titan Ind Trac Lug	304	\$ 1,073.00	
MR8957	F-TIRE 9.50-22 R1 Farm Svc Lug M 8stud	123	\$ 401.00	\$ 41,856.00
AMR8523A	R-TIRE 16.9-24 R1 Ttn Hi TracLug TL 2.5"	265	\$ 907.00	

M9960HDC12		Price with Tire Option		
TIRES AND WHEELS (priced per piece) for: M9960HDC12 (4WD Cab Tractor)				
ORDER CODE	DESCRIPTION	APPROX. SHIP WT.	SUGG. LIST PRICE	SUGG. LIST
AMR8556A**	F-TIRE 12.4-24 R1 Ttn TruGrip Lug TL WAF	187	\$ 620.00	\$ 51,602.00
AMR8530A**	R-TIRE 18.4-30 R1 Titan Hi Trac Lug TL	393	\$ 1,261.00	
AMR8557	F-TIRE 12.4R24 R1 Titan Hi Trac Lug WAF	220	\$ 738.00	\$ 52,312.00
AMR8531	R-TIRE 18.4R30 R1 Titan Hi Trac Lug STL	429	\$ 1,498.00	
AMR8557	F-TIRE 12.4R24 R1 Titan Hi Trac Lug WAF	220	\$ 738.00	\$ 53,250.00
AMR8514A	R-TIRE 18.4R30 R1 Titan Hi Pwr Lug Cast	699	\$ 1,967.00	
AMR8555A	F-TIRE 11.2-24 R1 AG STL WAF BIAS DA	163	\$ 598.00	\$ 51,322.00
AMR8933	R-TIRE 16.9-30 R1 DuraTorq 19mm holes	348	\$ 1,143.00	
AMR8555A	F-TIRE 11.2-24 R1 AG STL WAF BIAS DA	163	\$ 598.00	\$ 52,452.00
AMR8935D ①	R-TIRE 16.9-30 R1 Gdyr DuraTorq Cast	618	\$ 1,708.00	
AMR8556A	F-TIRE 12.4-24 R1 Ttn TruGrip Lug TL WAF	187	\$ 620.00	\$ 51,530.00
AMR8537	R-TIRE 16.9-34 R1 Trac Fild&Rd .84" off	342	\$ 1,225.00	
AMR8556A	F-TIRE 12.4-24 R1 Ttn TruGrip Lug TL WAF	187	\$ 620.00	\$ 52,498.00
AMR9258 ①	R-TIRE 16.9-34 R1 Trac Field & Rd Cast	910	\$ 1,709.00	
AMR8808	F-TIRE 12.5/80-18 I3 Ttn Contrac 8stud	159	\$ 659.00	\$ 51,304.00
AMR8532	R-TIRE 19.5L-24 R4 Titan Ind Trac Lug	304	\$ 1,073.00	
MR8957	F-TIRE 9.50-22 R1 Farm Svc Lug M 8stud	123	\$ 401.00	\$ 50,456.00
AMR8523A	R-TIRE 16.9-24 R1 Ttn Hi TracLug TL 2.5"	265	\$ 907.00	

** Standard tires.

① Recommended for loader applications, increases base weight by approximately 600 lbs.

M9960HF/HFC/HD/HD12/HDC/HDC12/HDC24

M9960HDC24

TIRES AND WHEELS (priced per piece) for: M9960HDC24 (4WD Cab Tractor)

Price with Tire Option

ORDER CODE	DESCRIPTION	APPROX. SHIP WT.	SUGG. LIST PRICE	SUGG. LIST
AMR8556A**	F-TIRE 12.4-24 R1 Ttn TruGrip Lug TL WAF	187	\$ 620.00	\$ 54,402.00
AMR8530A**	R-TIRE 18.4-30 R1 Titan Hi Trac Lug TL	393	\$ 1,261.00	
AMR8557	F-TIRE 12.4R24 R1 Titan Hi Trac Lug WAF	220	\$ 738.00	\$ 55,112.00
AMR8531	R-TIRE 18.4R30 R1 Titan Hi Trac Lug STL	429	\$ 1,498.00	
AMR8557	F-TIRE 12.4R24 R1 Titan Hi Trac Lug WAF	220	\$ 738.00	\$ 56,050.00
AMR8514A	R-TIRE 18.4R30 R1 Titan Hi Pwr Lug Cast	699	\$ 1,967.00	
AMR8555A	F-TIRE 11.2-24 R1 AG STL WAF BIAS DA	163	\$ 598.00	\$ 54,122.00
AMR8933	R-TIRE 16.9-30 R1 DuraTorq 19mm holes	348	\$ 1,143.00	
AMR8555A	F-TIRE 11.2-24 R1 AG STL WAF BIAS DA	163	\$ 598.00	\$ 55,252.00
AMR8935D ①	R-TIRE 16.9-30 R1 GdYr DuraTorq Cast	618	\$ 1,708.00	
AMR8556A	F-TIRE 12.4-24 R1 Ttn TruGrip Lug TL WAF	187	\$ 620.00	\$ 54,330.00
AMR8537	R-TIRE 16.9-34 R1 Trac Fild&Rd .84" off	342	\$ 1,225.00	
AMR8556A	F-TIRE 12.4-24 R1 Ttn TruGrip Lug TL WAF	187	\$ 620.00	\$ 55,298.00
AMR9258 ①	R-TIRE 16.9-34 R1 Trac Field & Rd Cast	910	\$ 1,709.00	
AMR8808	F-TIRE 12.5/80-18 I3 Ttn Contrac 8stud	159	\$ 659.00	\$ 54,104.00
AMR8532	R-TIRE 19.5L-24 R4 Titan Ind Trac Lug	304	\$ 1,073.00	
MR8957	F-TIRE 9.50-22 R1 Farm Svc Lug M 8stud	123	\$ 401.00	\$ 53,256.00
AMR8523A	R-TIRE 16.9-24 R1 Ttn Hi TracLug TL 2.5"	265	\$ 907.00	

** Standard tires.

① Recommended for loader applications, increases base weight by approximately 600 lbs.

Note: HD Waffle wheel dish mounts with flat face of lug nuts. If ordered separately for field installation or for replacement wheels, you must order (16) 36500-49410 Spring Washers from Parts. They are included automatically with KTC Assembly order tractors.

M9960HF/HFC/HD/HD12/HDC/HDC12/HDC24

ORDER CODE	DESCRIPTION	APPROX. SHIP WT.	SUGGESTED LIST PRICE
HYDRAULIC VALVES (All Models)			
M7604	① SCD (Self Canceling Detent) ROPS Models	15	\$693.00
M7605	① FD (Float Detent) ROPS Models	15	\$684.00
M7610	① SCD (Self Canceling Detent) Cab Models	15	\$693.00
M7611	① FD (Float Detent) Cab Models	15	\$684.00
REMOTE VALVE LEVER KITS			
M7668	② 2nd Position (ROPS Models)	5	\$140.00
M7669	② 3rd Position (ROPS Models)	5	\$140.00
M7687	② 2nd Position (Cab Models)	5	\$140.00
M7688	② 3rd Position (Cab Models)	5	\$140.00
FLOW CONTROL VALVE (All Models)			
M9585	③ Flow Control Valve (ROPS and Cab Models)	15	\$501.00
M9595	④ Flow Control Valve (ROPS and Cab Models) With SCD Valve (For Valve to Valve operation) Requires M7614 or M7616 Lever Kit	15	\$1,041.00
3PT HITCH HIGH CAPACITY LIFT CYLINDERS			
M7651	High capacity lift cylinder kit, replaces standard lift cylinders. Lift Cap. 7,055 lbs. Standard on HD12 / HDC12 / HDC24 models.	20	\$961.00
CASSETTE TYPE CREEP SPEED KIT			
M7694	⑤ Requires Dealer installation. (ROPS & Cab Models)	61	\$966.00
DUAL SPEED PTO KITS			
M7619	540/540E (Economy) PTO Kit (540@2035/540E@1520 Eng. RPM)	120	\$1,020.00
M7623	⑥ 540/1000 rpm PTO Kit (540@2035 / 1000@2389 RPM) (Includes 540 shaft and 1000 rpm shaft)	123	\$1,156.00
DRAWBAR CLEVIS			
M9594	Drawbar Clevis	11	\$71.00
100 AMP HIGH CAPACITY ALTERNATOR KIT			
M7695	100 Amp High Capacity Alternator Kit, ROPS Models	15	\$504.00
M7696	100 Amp High Capacity Alternator Kit, Cab Models	15	\$504.00
REAR WORK LIGHT			
M7630	One Light (Maximum 1 Light/Tractor)	20	\$85.00

- ① Order choice of Valves, either type valve can be used in the 2nd or 3rd Position. Requires appropriate Lever Kit.
- ② As stated in ①, you must order the appropriate Lever Kit. The Lever Kits are separate to allow proper application sequence of SCD and/or FD Valves.
- ③ Can be added to the standard SCD valve. Provides limited simultaneous operation with the 3 pt. hitch. A second SCD valve can be added.
- ④ Provides simultaneous operation between standard SCD and second SCD included with this Flow Control Valve, provides uninterrupted full flow while Flow Control Valve is in use.
- ⑤ ROPS or Cab model. Consult Service dept. for labor installation time.
- ⑥ Quick Change dual-speed shafts by removing one snap ring, put front end down hill to avoid some oil spill

M9960HF/HFC/HD/HD12/HDC/HDC12/HDC24

ORDER CODE	DESCRIPTION	APPROX. SHIP WT.	SUGGESTED LIST PRICE
CANOPY			
E1134	① Deluxe Fiberglass Canopy (ROPS Models) Requires E1136 Mounting Kit	63	\$387.00
E1136	Mounting Kit (Brackets/Hardware/Instructions)	30	\$191.00
E1138	Work Light Set for Canopy (optional 2-lights)	10	\$125.00
DOWN EXHAUST PIPE KIT ROPS			
M7697	Pipe kit, includes pipe, shield, hardware and intructions	25	\$332.00
WIDE ROW FRONT AXLE SPACER KIT			
M8595	⑤ 72", 76" and 80" Wide Row Front Axle Kit Not approved for Loader application	50	\$617.00
REAR AXLE SPACER KIT			
M7647	② Rear Axle Spacer Kit	50	\$643.00
BLOCK HEATER			
70000-73274 Block	Block Heater	(Order from the Parts Depart.)	
GRILLE GUARD			
M1871A	③ Grille Guard (loader & non-loader applications)	83	\$196.00
M1876A	④ Grille Guard (loader & non-loader applications)	61	\$196.00

- ① Do not fold ROPS with Canopy installed.
- ② Rear Axle Spacer Kit, 2 inches added per side, provides 80" spacing with AG tires.
- ③ M1871 Grille Guard is compatible with M1875A Front Bumper
- ④ M1876 Grille Guard is compatible with M8075 Front Bumper Weight
- ⑤ 80" Tread spacing requires Rear Axle Spacer Kit (M7647).

M9960HF/HFC/HD/HD12/HDC/HDC12/HDC24

ORDER CODE	DESCRIPTION	APPROX. SHIP WT.	SUGGESTED LIST PRICE
CAB OPTIONS			
M7649	Rear Window Wiper Kit with washer	10	\$233.00
E9299A	① AM/FM Radio with MP3 Port and 7-Channel Weather Band.	4	\$310.00
E9276B	① AM/FM Radio CD/MP3 Player with 7-Channel Weather Band.	4	\$440.00
M9270	Air Ride Seat Suspension Kit	40	\$506.00
M9222	Wire Harness Kit	10	\$140.00
M7679	Electric Defogger Kit and 100 Amp Alternator Includes corner and rear window with electric grids, 100 Amp Alternator, hardware and instructions. (HDC24-1 Model)	63	\$769.00
3C581-97010	Monitor Mounting Bracket, Universal type, attaches to right side Cab post.	(Order from Parts Department)	
77700-01098	12V/3-Pin 30 Amp Coupler Pigtail, 12" Long	(Order from Parts Department)	

REPLACEMENT CAB

Field installation required. Attachment system, lights, electrical harness, glass, control levers, roof and headliner, dash tower, steering column, and pedals are included. Note: Some components from old cab need to be installed into new cab, i.e., steering wheel, seat, dash, floor mat, floor pan. HDC, Hydraulic Shuttle models requires different clutch pedal and shuttle lever components. Use old if okay, otherwise order new.

M7059	Replacement Ultra Grand Cab for M9960HFC/HDC/HDC12/HDC24	TBA
-------	---	-----

OPTIONAL EQUIPMENT

BALLAST BOX

M8180	Three point ballast box 1280 lb. Capacity w/dry sand (13 cubic feet)	220	\$593.00
-------	---	-----	----------

① Radios have a 2-year warranty.

M9960HF/HFC/HD/HD12/HDC/HDC12/HDC24

ORDER CODE	DESCRIPTION	APPROX. SHIP WT.	SUGGESTED LIST PRICE
FRONT WEIGHTS, WEIGHT BUMPER AND BOLT KITS			
M8071	Suitcase Weight (105 lbs. each) Requires M8075 Weight Bumper and M8073 Bolt/Bar Kit. Maximum of 10 Weights.	105	\$85.00
M8073	Bolt/Bar Kit - Weight(s) One Bolt/Bar Kit per 1-10 M8071 Weights on M8075	15	\$52.00
M8074	Bolt/Bar Kit - Weight(s) One Bolt/Bar Kit per 1-7 M8071 Weights on M1875A	6	\$58.00
M8075	① Weight Bumper Requires (1) M8076 Bolt Kit	230	\$345.00
M8076	① Bolt Kit - Bumper	15	\$57.00
M1875A	⑤ Weight Bumper for 1-7 M8071 Weights, compatible with M1871 Grille Guard. Requires M8074 Bolt/Bar Kit	59	\$211.00

REAR WHEEL WEIGHTS AND BOLT KIT (You must order both items.)

M8126A	② Rear Wheel Weights, set of 2 (164 lbs. each) Requires M8119B or LM8125A Bolt Kits. Use with 28", 30", and 34" diameter Wheels.	320	\$298.00
M8119B	Bolt Kit for 1st set M8126A Wts on Cast Iron Wheels.	3	\$27.00
M8127B	③ Bolt Kit for 2nd and 3rd set of M8126A wts, one Bolt Kit per weight set.	3	\$20.00
LM8124	④ Rear Wheel Weight, set of 2 (103 lbs. each) Requires LM8125A Bolt Kit. Use with 24" and 26" diameter Steel Disc Wheels.	206	\$279.00
M8121A	④ Bolt Kit used to mount 2nd and 3rd sets of LM8124 wts. On Bolt Kit per weight set.	9	\$21.00
LM8125A	Bolt Kit for 1st set of LM8124 and M8126A	5	\$67.00

- ① The M8075 Weight Bumper and M8076 Bolt Kit are Standard Equipment on 2WD Tractors. M8075 is compatible with M1876 Grille Guard.
- ② Maximum 3 weights per wheel on steel disc, maximum 2 weights on cast iron disc.
- ③ M8127B Bolt Kit is required to add the 2nd or 3rd set of M8126A weights. Requires one M8127B per M8126A weight set.
- ④ Up to 3 weights per wheel. Use M8121A Bolt Kit to attach the 2nd and 3rd set of LM8124 weights, requires one bolt kit per set of weights. Not compatible with 24" M-Series front wheels.
- ⑤ M1875A Weight Bumper is lower cost option if less weight is required, compatible with Loader and M1871 Grille Guard.

This page intentionally left blank.

M9960HDL / HDL-SN / HDL-S Low Profile

*** EQUIPMENT IN STANDARD MACHINE ***

DIESEL ENGINE

Model # V3800
Turbocharged w/Wastegate
4 Cyl. 230 cu. in.
+ 100 Net Eng. HP
+ 89 PTO HP
@ 2600 Eng. rpm
Interim Tier IV Emission Certified
Includes CRS (Common Rail Fuel System), electronic governor and EGR Valve
12V 900 CCA Battery
Charging Output 45 amps

HYDRAULICS / HITCH /- DRAWBAR

Open Center Gear Type
6.1 gpm Power Steering
15.9 gpm @ 2844 psi
Remotes / 3 Pt. Hitch
22.0 gpm Total
First Remote (SCD) with Self Canceling Detents
Cat II 3-point Hitch
At lift Point 5,510 lbs.
24" Behind 4,630 lbs.
Telescoping Lower Links
Stabilizers
Heavy Duty Swinging Drawbar

FRONT AXLE

Hydrostatic Power Steering
4WD: Bevel Gear
Cast Iron
Limited Slip Differential
55 Degree Turning Angle

DRIVE TRAIN

Includes a fully synchronized Main Six Speed
12F/12R
12TH Gear Overdrive maximum engine RPM 2080, increases fuel economy
Hydraulic shuttle/Wet Clutch
Hydraulic Wet Disc Brakes
Planetary Final Drives
Front & Rear Axles
Rear Diff. Lock

FLUID CAPACITY

Fuel Tank	23.8 gal.
Cooling System	9.6 qts.
Crankcase	11.3 qts.
Transmission and Hydraulics	16.6 gal.
Front Axle	11.1 qts.

INSTRUMENTS

Tachometer/Hour meter
Oil Pressure
Fuel Gauge
Coolant Temperature

POWER TAKE OFF

Live-Independent Elec./Hyd. PTO
Electro/Hydraulic Engagement
540 RPM PTO
SAE 1 3/8" Six Spline shaft
540 RPM PTO @ 2205 Eng. RPM
540/540E (Economy) PTO
@ 1520 Eng. RPM PTO (Opt.)
540/1000 RPM PTO (Opt.)
1000 Shaft SAE 1 3/8" 21 Spline

LIGHTING

2 Headlights - 2 Tail lights
2 Rear Hazard Flasher Lights with Turn Signals
2 Hazard lights on swivel brackets
7-Pin Electrical Trailer Connector

SAFETY EQUIPMENT

2-Post Retractable ROPS
Retractable seatbelt
Flip-Up PTO Shield
Safety Start Switches
Electric Key Shut Off
Transmission Parking Lock
Turn Signals
SMV Sign
PTO - OPC (Operator Presence Control - Alarm 10 Seconds)

TIRES AND WHEELS

Front 9.5 - 20 R1
Rear 16.9 - 24 R1

FENDERS

M960HDL

Orchard type fiberglass fenders, adjustable

M9960HDL-SN

Orchard type heavy duty steel fenders, narrow

+ Manufacturer estimate.

ORDER CODE	DESCRIPTION	APPROX. SHIP WT.	SUGGESTED LIST PRICE
M9960HDL	4WD Farm Tractor w/Factory ROPS Price with standard Fiberglass Fenders	5510	\$42,299.00
M9960HDL-SN	4WD Farm Tractor w/Factory ROPS Price with Heavy Duty Steel Fenders, Narrow	5685	\$43,603.00
M9960HDL-S	4WD Farm Tractor w/Factory ROPS Price with Heavy Duty Steel Fenders, Wide	5723	\$43,636.00

* Subject to availability.

M9960HDL / HDL-SN / HDL-S Low Profile

M9960HDL		Standard with plastic fenders		
TIRES AND WHEELS (priced per piece)				Price with Tire Option
ORDER CODE	DESCRIPTION	APPROX. SHIP WT.	SUGG. LIST PRICE	SUGG. LIST
MR8956**	F-TIRE 9.50-20 R1 B-Stone Farm Svc Lug M	98	\$ 344.00	\$ 42,299.00
AMR8523A**	R-TIRE 16.9-24 R1 Ttn Hi TracLug TL 2.5"	265	\$ 907.00	
AMR8538	① F-TIRE 12.5/80-18 Titan Trac Impl 422	147	\$ 505.00	\$ 42,621.00
AMR8523A	R-TIRE 16.9-24 R1 Ttn Hi TracLug TL 2.5"	265	\$ 907.00	
AMR8955C	F-TIRE 9.5-24 R1 6-PLY BIAS DURA TRQ	130	\$ 459.00	\$ 42,943.00
AMR8522	② R-TIRE 18.4-26 R1 F-Stone Trac Field&Rd	346	\$ 1,114.00	
AMR8808	F-TIRE 12.5/80-18 I3 Ttn Contrac 8stud	159	\$ 659.00	\$ 43,261.00
AMR8532	R-TIRE 19.5L-24 R4 Titan Ind Trac Lug	304	\$ 1,073.00	

M9960HDL-SN		Narrow Steel Fenders		
TIRES AND WHEELS (priced per piece)				Price with Tire Option
ORDER CODE	DESCRIPTION	APPROX. SHIP WT.	SUGG. LIST PRICE	SUGG. LIST
MR8956**	F-TIRE 9.50-20 R1 B-Stone Farm Svc Lug M	98	\$ 344.00	\$ 43,603.00
AMR8523A**	① R-TIRE 16.9-24 R1 Ttn Hi TracLug TL 2.5"	265	\$ 907.00	
AMR8538	①② F-TIRE 12.5/80-18 Titan Trac Impl 422	147	\$ 505.00	\$ 43,925.00
AMR8523A	① R-TIRE 16.9-24 R1 Ttn Hi TracLug TL 2.5"	265	\$ 907.00	
AMR8955C	F-TIRE 9.5-24 R1 6-PLY BIAS DURA TRQ	130	\$ 459.00	\$ 44,247.00
AMR8522	③ R-TIRE 18.4-26 R1 F-Stone Trac Field&Rd	346	\$ 1,114.00	
AMR8808	F-TIRE 12.5/80-18 I3 Ttn Contrac 8stud	159	\$ 659.00	\$ 44,565.00
AMR8532	R-TIRE 19.5L-24 R4 Titan Ind Trac Lug	304	\$ 1,073.00	

M9960HDL-S *④		Wide Steel Fenders		
TIRES AND WHEELS (priced per piece)				Price with Tire Option
ORDER CODE	DESCRIPTION	APPROX. SHIP WT.	SUGG. LIST PRICE	SUGG. LIST
MR8956**	F-TIRE 9.50-20 R1 B-Stone Farm Svc Lug M	98	\$ 344.00	\$ 43,636.00
AMR8523A**	① R-TIRE 16.9-24 R1 Ttn Hi TracLug TL 2.5"	265	\$ 907.00	
AMR8538	①② F-TIRE 12.5/80-18 Titan Trac Impl 422	147	\$ 505.00	\$ 43,958.00
AMR8523A	① R-TIRE 16.9-24 R1 Ttn Hi TracLug TL 2.5"	265	\$ 907.00	
AMR8955C	F-TIRE 9.5-24 R1 6-PLY BIAS DURA TRQ	130	\$ 459.00	\$ 44,280.00
AMR8522	③ R-TIRE 18.4-26 R1 F-Stone Trac Field&Rd	346	\$ 1,114.00	
AMR8808	F-TIRE 12.5/80-18 I3 Ttn Contrac 8stud	159	\$ 659.00	\$ 44,598.00
AMR8532	R-TIRE 19.5L-24 R4 Titan Ind Trac Lug	304	\$ 1,073.00	

* Subject to availability.

** Standard tires.

① M9960HDL-SN = Narrow fenders matched with 16.9 – 24 Tires.

② This tire is an R1 type AG tire, it is 3 inches wider than the 9.5-20 and mates with the standard rear tires, therefore these tires have 6 inches more ground contact.

③ M9960HDL-SN / M9960HDL-S steel fenders requires M9469 Spacer Kit to raise fenders for tire clearance.

④ M9960HDL-S wide fender model is being discontinued in favor of the M9960HDL-SN narrow fender model. Install M9179 Fender Extension Kit for wide applications

M9960HDL / HDL-SN / HDL-S Low Profile

ORDER CODE	DESCRIPTION	APPROX. SHIP WT.	SUGGESTED LIST PRICE
HYDRAULIC VALVES			
M7610	① SCD (Self Canceling Detent, requires lever kit, 2nd / 3rd)	15	\$693.00
M7611	① FD (Float Detent, requires lever kit, 2nd / 3rd)	15	\$684.00
REMOTE VALVE LEVER KITS			
M7689	② 2nd Position	5	\$140.00
M7699	② 3rd Position	5	\$140.00
FLOW CONTROL VALVE			
M9585	③ Flow Control Valve	15	\$501.00
M9595	④ Flow Control with SCD Valve Requires M7689 lever kit	15	\$1,041.00
CREEP SPEED KIT			
M7694	One kit, Cassette type Requires dealer installation.	20	\$966.00
3PT HITCH HIGH CAPACITY LIFT CYLINDERS			
M7651	High capacity lift cylinder kit, (2-cylinders)	61	\$961.00
DUAL SPEED PTO KIT			
M7619	540/540E (Economy) PTO Kit (540@2235/540E@1520 Eng. RPM)		\$1,020.00
M7623	⑤ 540/1000 rpm PTO Kit (Includes 540 shaft and 1000 rpm shaft)	123	\$1,156.00
DRAWBAR CLEVIS			
M9594	Drawbar Clevis for standard Flat Drawbar	11	\$71.00
REAR WORK LIGHT KIT			
M7672	Single work light kit	20	\$102.00
100 AMP HIGH CAPACITY ALTERNATOR KIT			
M7695	High Capacity Alternator Kit, ROPS Models	15	\$504.00
SPACER KIT, STEEL FENDERS (M9960HDL-1S / 1SN MODELS)			
M9469	Spacer Kit required with AMR8522 18.4 - 26 tires to raise the fenders.	10	\$39.00
FENDER EXTENSION KIT FOR NARROW STEEL FENDERS M9960HDLS-N			
M9179	⑥ ⑦ Heavy Duty Extension Kit, 6 inches per fender	160	\$191.00
STEEL FENDER KIT (FOR FIELD INSTALLATION UPGRADE)			
M9199LPR	Rear steel fender kit to replace fiberglass fenders for M9960HDL	160	\$1,800.00
M9189LPR	Rear steel fender kit to replace fiberglass fenders for M9540HFL-1/M9540HDL-1	300	\$1,735.00

① Order choice of Valves, either type valve can be used in the 2nd or 3rd Position. Requires appropriate Lever Kit.

② As stated in ①, you must order the appropriate Lever Kit. The Lever Kits are separate to allow proper application sequence of SCD and/or FD Valves.

③ Can be added to the standard SCD valve. Provides limited simultaneous operation with the 3 pt. hitch. A second position valve and lever kit can be installed.

④ Provides simultaneous operation between the standard SCD and the second SCD valve that is included with this Flow Control Valve.

⑤ Quick change 540/1000 rpm dual-speed shafts by removing a snap ring. Dealer installed option.

⑥ M9199LPR Dealer installation required

⑦ M9199A Fenders are predrilled for easy installation of M9179 Fender extension kit.

M9960HDL / HDL-SN / HDL-S Low Profile

ORDER CODE	DESCRIPTION	APPROX. SHIP WT.	SUGGESTED LIST PRICE
BLOCK HEATER			
70000-73274	Block Heater	(Order from Parts Department)	
GRILLE GUARD			
M1871A	① Grille Guard (loader & non-loader applications)	25	\$196.00
M1876A	② Grille Guard (loader & non-loader applications)	25	\$196.00
M1875A	Front Weight Bracket (For 1-7 Weights, compatible with M1871)		\$211.00
DELUXE CANOPY (ROPS MODELS)			
E1134	Deluxe Fiberglass Canopy (Requires E1136 Mounting/Bracket kit)	63	\$387.00
E1136	Mounting and bracket kit	30	\$191.00
E1138	Work Light Kit (2-Lights)	10	\$125.00
BALLAST BOX			
M8180	Three point ballast box (Cat I & II) 1280 lb. Capacity w/dry sand (13 cubic feet)	220	\$593.00
FRONT WEIGHTS AND BOLT KITS			
M8071	Suitcase Weight (105 lbs. Each) Requires M8075 and M8073 Bolt/Bar Kit. Quantity 1 - 10 wts	105	\$85.00
M8073	Bolt/Bar Kit - Weight(s) One Bolt/Bar Kit per 1-10 M8071 Weights on M8075	15	\$52.00
M8074	Bolt/Bar Kit - Weight(s) One Bolt/Bar Kit per 1-7 M8071 Weights on M1875A	6	\$58.00
M8075	Weight Bumper (230 Lbs) Requires (1) M8076 Bolt Kit for 1-10 wts. and M8073	230	\$345.00
M1875A	Front Weight Bracket, 59 lbs (For 1-7 Weights, compatible with M1871, requires M8074)	64	\$211.00
M8076	Bolt Kit to attach M8075 Weight Bumper	15	\$57.00
REAR WHEEL WEIGHTS AND BOLT KIT (You must order both items.)			
LM8124	③ Rear Wheel Weights, set of 2 (103 lbs. each)	320	\$279.00
LM8125A	Bolt Kit for 1st set LM8124 Wts.	3	\$67.00
M8121A	④ Bolt Kit used to mount 2nd and 3rd sets of LM8124 wts. On Bolt Kit per weight set.	9	\$21.00

- ① M1871 Grille Guard is compatible with M1875A Front Weight Bracket.
 ② M1876 Grille Guard is compatible with M8075 Front Weight Bumper.
 ③ Maximum 3 weights per wheel on steel disk.

M96SHDM Mudder Tractor

*** EQUIPMENT IN STANDARD MACHINE ***

DIESEL ENGINE

Model # V3800
Turbocharged w/Wastegate
4 Cyl. 230 cu. in.
+ 95 Net Eng. HP
+ 84 PTO HP
@ 2600 Eng. rpm
EPA Tier III Emission Certified
12V 900 CCA Battery
Charging Out put 45 amps
80 amp / optional

HYDRAULICS / HITCH / DRAWBAR

Open Center Gear Type
12.1 gpm Power Steering
17.2 gpm @ 2844 psi
Remotes / 3 Pt. Hitch
29.3 gpm Total
First Remote (SCD) with Self
Canceling Detents
Cat II 3-point Hitch
At lift Point 5560 lbs.
24" Behind 4630 lbs.
Telescoping Lower Links
Stabilizers
Heavy Duty Swinging Drawbar

FRONT AXLE

Hydrostatic Power Steering
Bevel Gear Cast Iron
Easy to shift 4WD engagement while
tractor is moving
Adj. (Rim) Tread Spacing

TREAD SPACING

Std: 60.0" - 64.0"
Wide Row Option:
72.0", 76.0", 80.0"

+ Manufacturer estimate.

DRIVE TRAIN

Swing Shift
Includes a fully synchronized
main 4-speed with Swing Shift
High/Low and creep speed
24F/24R
Hydraulic Shuttle/Wet Clutch
Hydraulic Wet Disc Brakes
Planetary Final Drives
(Front & Rear Axles)
Front and Rear Diff. Lock
Rear drop axles

FLUID CAPACITY

Fuel Tank	46.2 gal.
Cooling System	9.6 qts.
Crankcase	11.3 qts.
Transmission and Hydraulics	16.6 gal.
Front Axle	11.1 qts.

INSTRUMENTS

LED Instrument Panel with LCD
Readout for MPH and PTO rpm.
Tachometer/Hour meter
Oil Pressure
Fuel Gauge
Coolant Temperature

POWER TAKE OFF

Live-Independent Hyd. PTO
SAE 1 3/8" Six Spline
540 rpm @ 2205 Eng. rpm

LIGHTING

2 Headlights - Tail lights
4 Hazard Flasher Lights with Turn
Signals

SAFETY EQUIPMENT

2 Post Foldable ROPS
Retractable Seatbelt
Flip-Up PTO Shield
Safety Start Switches
Electric Key Shut Off
Parking Brake
Turn Signals
SMV Sign
7-Pin Electrical Trailer Connector

TIRES AND WHEELS

4WD: Front 13.6 - 38 R1W
Rear 13.6 - 38 R1W

ORDER CODE	DESCRIPTION	APPROX. SHIP WT.	SUGGESTED LIST PRICE
---------------	-------------	---------------------	-------------------------

*** STANDARD MACHINE WITH STANDARD TIRES***

M96SHDM	4WD Farm Tractor w/Foldable ROPS	7981	\$56,873.00
---------	----------------------------------	------	-------------

M96SHDM		Price with Tire Option		
TIRES AND WHEELS (priced per piece)				
ORDER CODE	DESCRIPTION	APPROX SHIP WT.	SUGG. LIST PRICE	SUGG. LIST
AMR8793**	13.6-38 STL CENTER FRT & REAR WHEEL	424	\$ 1,124.00	\$ 56,873.00
AMR8793**	13.6-38 STL CENTER FRT & REAR WHEEL	424	\$ 1,124.00	
AMR8999	F/R-TIRE 230/95R48 R1W Alin Row Crop 350	517	\$ 1,955.00	\$ 60,197.00
AMR8999	F/R-TIRE 230/95R48 R1W Alin Row Crop 350	517	\$ 1,955.00	
AMR8794	12.4-46 STL CENTER FRT & REAR WHEEL	424	\$ 1,890.00	\$ 59,937.00
AMR8794	12.4-46 STL CENTER FRT & REAR WHEEL	424	\$ 1,890.00	

** Standard tires.

Note: For wide row applications, order M9698 Wide Row Kit. When ordered with tractor, it will be installed by KTC Assembly

M96SHDM Mudder Tractor

ORDER CODE	DESCRIPTION	APPROX. SHIP WT.	SUGGESTED LIST PRICE
HYDRAULIC VALVES			
M9517A	① SCD (Self Canceling Detent)	15	\$693.00
M9669A	① FD (Float Detent)	12	\$684.00
REMOTE VALVE LEVER KITS			
M7652A	2 nd Position	5	\$140.00
M7653A	3 rd Position	5	\$140.00
FLOW CONTROL VALVE (ROPS & CAB)			
M9585	② Flow Control Valve	8	\$501.00
M9587	③ Flow Control with SCD Valve Requires 2nd Position Lever Kit.	20	\$1,041.00
3PT LIFT ASSIST KIT			
M9269B	Dual Lift Assist Cylinder Kit	193	\$931.00
DUAL SPEED PTO KIT			
M9277A	④ 540/1000 rpm PTO Kit (Includes 540 shaft and 1000 rpm shaft)	103	\$698.00
DRAWBAR CLEVIS			
M9289	Drawbar Clevis for standard Flat Drawbar	13	\$221.00
REAR WORK LIGHT KIT			
M9551	Single work light kit	4	\$85.00
FUEL TANK GUARD KIT			
M9278	Heavy Duty Fuel Tank Guard Kit	10	\$279.00
WIDE ROW FRONT/REAR AXLE KIT			
M9698	80" Wide row Front and Rear Axle Kit NOT approved for loader application.	225	\$1,124.00

① Order choice of Valves, either type valve can be used in the 2nd or 3rd Position. Requires appropriate Lever Kit.

② Can be added to the standard SCD valve. Provides limited simultaneous operation with the 3 pt. hitch. A second SCD valve can be added.

③ Provides simultaneous operation between standard SCD and second SCD included with this Flow Control Valve. As stated, M9587 includes its own SCD Valve, do not order additional M9517A.

④ Quick change dual-speed shafts by removing one snap ring. Gear box is pre-assembled. Dealer installed option.

M96SHDM Mudder Tractor

ORDER CODE	DESCRIPTION	APPROX. SHIP WT.	SUGGESTED LIST PRICE
OPTIONAL EQUIPMENT			
80 AMP ALTERNATOR KIT			
M1843	80 Amp Alternator Kit (ROPS and Cab)	20	\$283.00
BLOCK HEATER			
70000-73274	Block Heater	(Order from Parts Department)	
GRILLE GUARD			
M1429	Grille Guard (loader and non-loader application)	61	\$234.00
DELUXE CANOPY			
E1134	Deluxe Fiberglass Canopy (Requires E1136 Mounting/Bracket kit)	63	\$387.00
E1136	Mounting and bracket kit	30	\$191.00
E1138	Work Light Kit (2-Lights)	10	\$125.00
BALLAST BOX			
M8180	Three Point Ballast Box (Cat. I & II) 1280 lb. capacity w/dry sand (13 cu. ft.)	220	\$593.00
FRONT WEIGHTS AND BOLT KITS			
M8071	① Suitcase Weight (105 lbs. Each) Requires M9275 Bolt/Bar Kit. Maximum of 10 Weights.	105	\$85.00
M8073	Bolt/Bar Kit - Weight(s) One Bolt/Bar Kit per 1-10 M8071 Weights	25	\$52.00

① M96SHDM Front Bumper Weight is standard – holds 1-10, M8071 weights.

This page intentionally left blank.

M108SH/SHC/SHD/SHDC/SHDC2

*** EQUIPMENT IN STANDARD MACHINE ***

DIESEL ENGINE

Model # V3800-CRS Common Rail
Electronic Fuel Injection
Turbocharged
w/Wastegate and Intercooled
4 Cyl. 230 cu. in.
+ 108 Net Eng. HP
+ 96 PTO HP
@ 2600 Eng. rpm
EPA Tier III Emission Certified
12V 900 CCA Battery
Charging Out put 45 amps ROPS
Charging Output 80 amps CAB

HYDRAULICS/HITCH/DRAWBAR

Open Center Gear Type
12.1 gpm Power Steering
17.2 gpm @ 2844 psi
Remotes / 3 Pt. Hitch
29.3 gpm Total
First Remote (SCD) with Self
Canceling Detents
Cat II 3-point Hitch
At lift Point 5560 lbs.
24" Behind 4630 lbs.
Telescoping Lower Links
Stabilizers
Heavy Duty Swinging Drawbar

FRONT AXLE

Hydrostatic Power Steering
2WD: Tubular Steel Beam
Adjustable, Telescoping
read Spacing
4WD: Bevel Gear
Cast Iron
Easy to shift 4WD engagement
while tractor is moving.
Adjustable, Rim Tread Spacing

DRIVE TRAIN

4-Speed Fully Synchronized with
Swing-Shift High/Low
16F/16R speeds
Hydraulic shuttle/Wet Clutch
Planetary Final Drives
(4WD Front & Rear Axles)
(2WD Rear Axle)
Rear Diff. Lock (2WD)
Front and Rear Diff. Lock (4WD)

FLUID CAPACITY

Fuel Tank 46.2 gal.
Cooling System 9.6 qts.
Crankcase 11.3 qts.
Transmission and
Hydraulics 16.6 gal.
Front Axle (4WD) 11.1 qts.

INSTRUMENTS

LED Instrument Panel with LCD
Readout for MPH and PTO rpm
Tachometer/Hour meter
Oil Pressure
Fuel Gauge
Coolant Temperature

POWER TAKE OFF

Live-Independent Hyd. PTO
SAE 1 3/8" Six Spline
540 rpm @ 2205 Eng. rpm
Note: 540/1000 Dual Speed PTO is
standard on M108SHDC2

LIGHTING

2 Headlights - Tail lights
4 Hazard Flasher Lights with Turn
Signals

SAFETY EQUIPMENT

Flip-Up PTO Shield
Safety Start Switches
Electric Key Shut Off

SAFETY EQUIPMENT (Cont.)

Hydraulic Wet Disc Brakes
Parking Brake
Turn Signals
SMV Sign
7-Pin Electrical Trailer Connector

ROPS MODEL

SH/SHD: 2-Post Foldable Retractable
seatbelt

CAB

New Wider Cab
Integral Factory ROPS Certified
Flat Deck
2 Doors, Frameless all glass
Grammer Deluxe Seat with Armrests
Retractable Seat Belt
Tinted Glass
Dual Level Air Conditioning & Heater
Front Wiper w/Washer - 2 Speed
Radio Ready, includes 2-speakers,
antenna and wiring harness
Left and Right Side Exterior Mirrors
2 Steps
Sun Visor
Tilt Steering Wheel
Interior Dome Light
Accessory Plug 12V - 15 Amp
3 Pin 30 Amp Electric Coupler
Hard Mount location right center post
Cup Holder
Ashtray
2 - Front Work Lights
2 - Rear Work Lights
Horn

TIRES AND WHEELS

2WD: Front 10.00 - 16 F2
Rear 18.4 - 34 R1 Bias/Steel
4WD: Front 13.6 x 24 R1
Rear 18.4R34 Bias/Cast Iron

ORDER CODE	DESCRIPTION	APPROX. SHIP WT.	SUGGESTED LIST PRICE
---------------	-------------	---------------------	-------------------------

*** STANDARD MACHINE WITH STANDARD TIRES ***

M108SH	2WD Farm Tractor w/Factory ROPS	6349	\$41,335.00
M108SHD	4WD Farm Tractor w/Factory ROPS	7937	\$49,274.00
M108SHC	2WD Farm Tractor w/Factory Cab (A/C)	6945	\$50,208.00
M108SHDC	4WD Farm Tractor w/Factory Cab (A/C)	8531	\$58,146.00
M108SHDC2	4WD Farm Tractor w/Factory Cab (A/C) 540/1000 rpm PTO	8540	\$58,569.00

M108SH/SHC/SHD/SHDC/SHDC2

M108SH		Price with Tire Option		
TIRES AND WHEELS (priced per piece)				
ORDER CODE	DESCRIPTION	APPROX. SHIP WT.	SUGG. LIST PRICE	SUGG. LIST.
AMR8980B**	F-TIRE 10.00-16 F2 Champ Guide Grip TL	89	\$ 299.00	\$ 41,335.00
AMR9244C**	R-TIRE 18.4-34 R1 Firestone (SAT)II CRC	432	\$ 1,354.00	
AMR8980B	F-TIRE 10.00-16 F2 Champ Guide Grip TL	89	\$ 299.00	\$ 42,277.00
AMR9246C ①	R-TIRE 18.4-34 R1 F-Stone(SAT)II CRC Cst	1000	\$ 1,825.00	
AMR8980B	F-TIRE 10.00-16 F2 Champ Guide Grip TL	89	\$ 299.00	\$ 41,809.00
AMR9254B	R-TIRE 18.4R34 R1 AG Steel Radial AA	504	\$ 1,591.00	
AMR8980B	F-TIRE 10.00-16 F2 Champ Guide Grip TL	89	\$ 299.00	\$ 42,749.00
AMR9256B ①	R-TIRE 18.4R34 R1 Titan Hi Trac Lug Cast	1071	\$ 2,061.00	
AMR8970C	F-TIRE 9.5L-15SL F2, 8-PLY, 4 RIB	70	\$ 234.00	\$ 40,971.00
AMR9257	R-TIRE 16.9-34 R1 Trac Fild & Rd -4" off	343	\$ 1,237.00	
AMR8970C	F-TIRE 9.5L-15SL F2, 8-PLY, 4 RIB	70	\$ 234.00	\$ 41,915.00
AMR9258 ①	R-TIRE 16.9-34 R1 Trac Field & Rd Cast	910	\$ 1,709.00	
AMR8980B	F-TIRE 10.00-16 F2 Champ Guide Grip TL	89	\$ 299.00	\$ 42,561.00
AMR8514A	R-TIRE 18.4R30 R1 Titan Hi Pwr Lug Cast	699	\$ 1,967.00	

M108SHC		Price with Tire Option		
TIRES AND WHEELS (priced per piece)				
ORDER CODE	DESCRIPTION	APPROX. SHIP WT.	SUGG. LIST PRICE	SUGG. LIST
AMR8980B**	F-TIRE 10.00-16 F2 Champ Guide Grip TL	89	\$ 299.00	\$ 50,208.00
AMR9244C**	R-TIRE 18.4-34 R1 Firestone (SAT)II CRC	432	\$ 1,354.00	
AMR8980B	F-TIRE 10.00-16 F2 Champ Guide Grip TL	89	\$ 299.00	\$ 51,150.00
AMR9246C ①	R-TIRE 18.4-34 R1 F-Stone(SAT)II CRC Cst	1000	\$ 1,825.00	
AMR8980B	F-TIRE 10.00-16 F2 Champ Guide Grip TL	89	\$ 299.00	\$ 50,682.00
AMR9254B	R-TIRE 18.4R34 R1 AG Steel Radial AA	504	\$ 1,591.00	
AMR8980B	F-TIRE 10.00-16 F2 Champ Guide Grip TL	89	\$ 299.00	\$ 51,622.00
AMR9256B ①	R-TIRE 18.4R34 R1 Titan Hi Trac Lug Cast	1071	\$ 2,061.00	
AMR8970C	F-TIRE 9.5L-15SL F2, 8-PLY, 4 RIB	70	\$ 234.00	\$ 49,844.00
AMR9257	R-TIRE 16.9-34 R1 Trac Fild & Rd -4" off	343	\$ 1,237.00	
AMR8970C	F-TIRE 9.5L-15SL F2, 8-PLY, 4 RIB	70	\$ 234.00	\$ 50,788.00
AMR9258 ①	R-TIRE 16.9-34 R1 Trac Field & Rd Cast	910	\$ 1,709.00	
AMR8980B	F-TIRE 10.00-16 F2 Champ Guide Grip TL	89	\$ 299.00	\$ 51,434.00
AMR8514A	R-TIRE 18.4R30 R1 Titan Hi Pwr Lug Cast	699	\$ 1,967.00	

* Subject to availability.

** Standard tires.

① Recommended for loader applications, increases base weight by approximately 600 lbs.

M108SH/SHC/SHD/SHDC/SHDC2

M108SHD		Price with Tire Option		
TIRES AND WHEELS (priced per piece)				
ORDER CODE	DESCRIPTION	APPROX. SHIP WT.	SUGG. LIST PRICE	SUGG. LIST
AMR8558C**	F-TIRE 13.6-24 R1 Dyna Torque II TL WAF	206	\$ 699.00	\$ 49,274.00
AMR9246C**	① R-TIRE 18.4-34 R1 F-Stone(SAT)II CRC Cst	1000	\$ 1,825.00	
AMR8558C	F-TIRE 13.6-24 R1 Dyna Torque II TL WAF	206	\$ 699.00	\$ 48,332.00
AMR9244C	R-TIRE 18.4-34 R1 Firestone (SAT)II CRC	432	\$ 1,354.00	
AMR8559	② F-TIRE 13.6R24 R1 Titan Hi Trac Lug WAF	232	\$ 994.00	\$ 49,396.00
AMR9254B	R-TIRE 18.4R34 R1 AG Steel Radial AA	504	\$ 1,591.00	
AMR8559	② F-TIRE 13.6R24 R1 Titan Hi Trac Lug WAF	232	\$ 994.00	\$ 50,336.00
AMR9256B	① R-TIRE 18.4R34 R1 Titan Hi Trac Lug Cast	1071	\$ 2,061.00	
AMR8557	② F-TIRE 12.4R24 R1 Titan Hi Trac Lug WAF	220	\$ 738.00	\$ 49,636.00
AMR8514A	① R-TIRE 18.4R30 R1 Titan Hi Pwr Lug Cast	699	\$ 1,967.00	
AMR8556A	F-TIRE 12.4-24 R1 Ttn TruGrip Lug TL WAF	187	\$ 620.00	\$ 47,940.00
AMR9257	R-TIRE 16.9-34 R1 Trac Fild & Rd -4" off	343	\$ 1,237.00	
AMR8556A	F-TIRE 12.4-24 R1 Ttn TruGrip Lug TL WAF	187	\$ 620.00	\$ 48,884.00
AMR9258	① R-TIRE 16.9-34 R1 Trac Field & Rd Cast	910	\$ 1,709.00	
AMR8556A	F-TIRE 12.4-24 R1 Ttn TruGrip Lug TL WAF	187	\$ 620.00	\$ 48,932.00
AMR8518B	R-TIRE 18.4R30 R1 Ttn Hi Pwr Lug TL Cst	649	\$ 1,733.00	
AMR8556A	F-TIRE 12.4-24 R1 Ttn TruGrip Lug TL WAF	187	\$ 620.00	\$ 47,988.00
AMR8530A	R-TIRE 18.4-30 R1 Titan Hi Trac Lug TL	393	\$ 1,261.00	

** Standard tires.

① Recommended for loader applications, increases base weight by approximately 600 lbs.

② Upgrade to this tire option for heavy road or field applications

M108SH/SHC/SHD/SHDC/SHDC2

M108SHDC		Price with Tire Option		
TIRES AND WHEELS (priced per piece)				
ORDER CODE	DESCRIPTION	APPROX. SHIP WT.	SUGG. LIST PRICE	SUGG. LIST
AMR8558C**	F-TIRE 13.6-24 R1 Dyna Torque II TL WAF	206	\$ 699.00	\$ 58,146.00
AMR9246C**	① R-TIRE 18.4-34 R1 F-Stone(SAT)II CRC Cst	1000	\$ 1,825.00	
AMR8558C	F-TIRE 13.6-24 R1 Dyna Torque II TL WAF	206	\$ 699.00	\$ 57,204.00
AMR9244C	R-TIRE 18.4-34 R1 Firestone (SAT)II CRC	432	\$ 1,354.00	
AMR8559	② F-TIRE 13.6R24 R1 Titan Hi Trac Lug WAF	232	\$ 994.00	\$ 58,268.00
AMR9254B	R-TIRE 18.4R34 R1 AG Steel Radial AA	504	\$ 1,591.00	
AMR8559	② F-TIRE 13.6R24 R1 Titan Hi Trac Lug WAF	232	\$ 994.00	\$ 59,208.00
AMR9256B	① R-TIRE 18.4R34 R1 Titan Hi Trac Lug Cast	1071	\$ 2,061.00	
AMR8557	② F-TIRE 12.4R24 R1 Titan Hi Trac Lug WAF	220	\$ 738.00	\$ 58,508.00
AMR8514A	① R-TIRE 18.4R30 R1 Titan Hi Pwr Lug Cast	699	\$ 1,967.00	
AMR8556A	F-TIRE 12.4-24 R1 Ttn TruGrip Lug TL WAF	187	\$ 620.00	\$ 56,812.00
AMR9257	R-TIRE 16.9-34 R1 Trac Fild & Rd -4" off	343	\$ 1,237.00	
AMR8556A	F-TIRE 12.4-24 R1 Ttn TruGrip Lug TL WAF	187	\$ 620.00	\$ 57,756.00
AMR9258	① R-TIRE 16.9-34 R1 Trac Field & Rd Cast	910	\$ 1,709.00	
AMR8556A	F-TIRE 12.4-24 R1 Ttn TruGrip Lug TL WAF	187	\$ 620.00	\$ 57,804.00
AMR8518B	R-TIRE 18.4R30 R1 Ttn Hi Pwr Lug TL Cst	649	\$ 1,733.00	
AMR8538	③ F-TIRE 12.5/80-18 Titan Trac Impl 422	147	\$ 505.00	\$ 55,922.00
AMR8523A	R-TIRE 16.9-24 R1 Ttn Hi TracLug TL 2.5"	265	\$ 907.00	
AMR8993	F-TIRE 14x17.5 R4 In Steel Bias AA	168	\$ 659.00	\$ 56,562.00
AMR8532	R-TIRE 19.5L-24 R4 Titan Ind Trac Lug	304	\$ 1,073.00	
AMR8955C	F-TIRE 9.5-24 R1 6-PLY BIAS DURA TRQ	130	\$ 459.00	\$ 56,244.00
AMR8522	R-TIRE 18.4-26 R1 F-Stone Trac Field&Rd	346	\$ 1,114.00	

** Standard tires.

- ① Recommended for loader applications, increases base weight by approximately 600 lbs.
- ② Upgrade to this tire option for heavy road or field applications
- ③ Steering stops may require adjusting with M1429 Grill Guard.

M108SH/SHC/SHD/SHDC/SHDC2

M108SHDC2		Price with Tire Option		
TIRES AND WHEELS (priced per piece)				
ORDER CODE	DESCRIPTION	APPROX. SHIP WT.	SUGG. LIST PRICE	SUGG. LIST
AMR8558C**	F-TIRE 13.6-24 R1 Dyna Torque II TL WAF	206	\$ 699.00	\$ 58,569.00
AMR9246C**	① R-TIRE 18.4-34 R1 F-Stone(SAT)II CRC Cst	1000	\$ 1,825.00	
AMR8558C**	F-TIRE 13.6-24 R1 Dyna Torque II TL WAF	206	\$ 699.00	\$ 57,627.00
AMR9244C	R-TIRE 18.4-34 R1 Firestone (SAT)II CRC	432	\$ 1,354.00	
AMR8559	② F-TIRE 13.6R24 R1 Titan Hi Trac Lug WAF	232	\$ 994.00	\$ 58,691.00
AMR9254B	R-TIRE 18.4R34 R1 AG Steel Radial AA	504	\$ 1,591.00	
AMR8559	② F-TIRE 13.6R24 R1 Titan Hi Trac Lug WAF	232	\$ 994.00	\$ 59,631.00
AMR9256B	① R-TIRE 18.4R34 R1 Titan Hi Trac Lug Cast	1071	\$ 2,061.00	
AMR8557	② F-TIRE 12.4R24 R1 Titan Hi Trac Lug WAF	220	\$ 738.00	\$ 58,931.00
AMR8514A	① R-TIRE 18.4R30 R1 Titan Hi Pwr Lug Cast	699	\$ 1,967.00	
AMR8556A	F-TIRE 12.4-24 R1 Ttn TruGrip Lug TL WAF	187	\$ 620.00	\$ 57,235.00
AMR9257	R-TIRE 16.9-34 R1 Trac Fild & Rd -4" off	343	\$ 1,237.00	
AMR8556A	F-TIRE 12.4-24 R1 Ttn TruGrip Lug TL WAF	187	\$ 620.00	\$ 58,179.00
AMR9258	① R-TIRE 16.9-34 R1 Trac Field & Rd Cast	910	\$ 1,709.00	
AMR8556A	F-TIRE 12.4-24 R1 Ttn TruGrip Lug TL WAF	187	\$ 620.00	\$ 58,227.00
AMR8518B	R-TIRE 18.4R30 R1 Ttn Hi Pwr Lug TL Cst		\$ 1,733.00	
AMR8538	③ F-TIRE 12.5/80-18 Titan Trac Impl 422	147	\$ 505.00	\$ 56,345.00
AMR8523A	R-TIRE 16.9-24 R1 Ttn Hi TracLug TL 2.5"	265	\$ 907.00	
AMR8993	F-TIRE 14x17.5 R4 IN Steel Bias AA	168	\$ 659.00	\$ 56,985.00
AMR8532	R-TIRE 19.5L-24 R4 Titan Ind Trac Lug	304	\$ 1,073.00	
AMR8955C	F-TIRE 9.5-24 R1 6-PLY BIAS DURA TRQ	130	\$ 459.00	\$ 56,667.00
AMR8522	R-TIRE 18.4-26 R1 F-Stone Trac Field&Rd	346	\$ 1,114.00	
AMR8556A	F-TIRE 12.4-24 R1 Ttn TruGrip Lug TL WAF	187	\$ 620.00	\$ 57,283.00
AMR8530A	R-TIRE 18.4-30 R1 Titan Hi Trac Lug TL	393	\$ 1,261.00	

** Standard tires.

① Recommended for loader applications, increases base weight by approximately 600 lbs.

② Upgrade to this tire option for heavy road or field applications

③ Steering stops may require adjusting with M1429 Grill Guard.

This page intentionally left blank.

M108SDS/SDS2/SDSC/SDSC2

*** EQUIPMENT IN STANDARD MACHINE ***

DIESEL ENGINE

Model # V3800-CRS Common Rail
Electronic Fuel Injection
Turbocharged
w/Wastegate and Intercooled
4 Cyl. 230 cu. in.
+ 108 Net Eng. HP
+ 96 PTO HP
@ 2600 Eng. rpm
EPA Tier III Emission Certified
12V 900 CCA Battery
Charging Output 45 amps ROPS
Charging Output 80 amps Cab

HYDRAULICS / HITCH / DRAWBAR

Open Center Gear Type
12.1 gpm Power Steering
17.2 gpm @ 2844 psi
Remotes / 3 Pt. Hitch
29.3 gpm Total
First Remote (SCD) with Self
Canceling Detents
Cat II 3-point Hitch
At lift Point 5560 lbs.
24" Behind 4630 lbs.
Telescoping Lower Links
Stabilizers
Heavy Duty Swinging Drawbar

FRONT AXLE

Hydrostatic Power Steering
2WD: Tubular Steel Beam
Adjustable, Telescoping
Tread Spacing
4WD: Bevel Gear Cast Iron
Easy to shift 4WD engagement
while tractor is moving.
Adjustable, Rim
Tread Spacing

+ Manufacturer estimate.

DRIVE TRAIN

Swing Shift Plus
Includes a fully synchronized
Main 4-speed with Swing Shift
High/Low and Dual Speed
electric over hydraulic
High/Low "shift on the go"
32F/32R
Hydraulic shuttle/Wet Clutch
Hydraulic Wet Disc Brakes
Planetary Final Drives
Front & Rear Axles
Front and Rear Diff. Lock

FLUID CAPACITY

Fuel Tank	46.2 gal.
Cooling System	9.6 qts.
Crankcase	11.3 qts.
Transmission and Hydraulics	16.6 gal.
Front Axle	11.1 qts.

INSTRUMENTS

LED Instrument Panel with LCD
Readout for MPH and PTO rpm
Tachometer/Hour meter
Oil Pressure
Fuel Gauge
Coolant Temperature

POWER TAKE OFF

Live-Independent Hyd. PTO
SAE 1 3/8" Six Spline
540 rpm @ 2205 Eng. Rpm
Note: 540/1000 rpm Dual Speed
PTO is standard on M108SDS2/
SDSC2

LIGHTING

2 Headlights - Tail lights
4 Hazard Flasher Lights with
Turn Signals

SAFETY EQUIPMENT

Flip-Up PTO Shield
Safety Start Switches
Electric Key Shut Off
Parking Brake
Turn Signals
SMV Sign
7-Pin Electrical Trailer Connector

ROPS Model

SDSF/SDS/SDS2 = 2-Post Foldable
Retractable seatbelt

CAB Model

New Wider Cab
Integral Factory ROPS Certified
Flat Deck
2 Doors, Frameless all glass
Grammer Deluxe Seat with Armrests,
Retractable Seat Belt
Tinted Glass
Dual Level Air Conditioning & Heater
Front Wiper w/Washer - 2 Speed
Radio Ready, includes 2-speakers,
antenna and wiring harness
Left and Right Side Exterior Mirrors
2 Steps
Sun Visor
Tilt Steering Wheel
Interior Dome Light
Accessory Plug 12V - 15 Amp
3 Pin 30 Amp Electric Coupler
Hard Mount location right center post
Cup Holder
Ashtray
2 - Front Work Lights
2 - Rear Work Lights
Horn

TIRES AND WHEELS

2WD: Front 10.00 - 16 F2
Rear 18.4 - 34 R1 Bias/Steel
4WD: Front 13.6 - 24 R1 Bias
Rear 18.4 - 34 R1 Bias/Cast Iron

M108SDS/SDS2/SDSC/SDSC2

ORDER CODE	DESCRIPTION	APPROX. SHIP WT.	SUGGESTED LIST PRICE
* * * STANDARD MACHINE WITH STANDARD TIRES * * *			
M108SDS	4WD Farm Tractor w/Factory ROPS	7981	\$50,877.00
M108SDS2	4WD Farm Tractor w/Factory ROPS (540 / 1000 rpm PTO standard)	7985	\$51,299.00
M108SDSC	4WD Farm Tractor w/Factory Cab (A/C)	8576	\$59,749.00
M108SDSC2	4WD Farm Tractor w/Factory Cab (A/C) (540 / 1000 rpm PTO standard)	8580	\$60,172.00

M108SDS/SDS2/SDSC/SDSC2

M108SDS		Price with Tire Option		
TIRES AND WHEELS (priced per piece)				
ORDER CODE	DESCRIPTION	APPROX. SHIP WT.	SUGG. LIST PRICE	SUGG. LIST
AMR8558C**	F-TIRE 13.6-24 R1 Dyna Torque II TL WAF	206	\$ 699.00	\$ 50,877.00
AMR9246C**	① R-TIRE 18.4-34 R1 F-Stone(SAT)II CRC Cst	1000	\$ 1,825.00	
AMR8558C	F-TIRE 13.6-24 R1 Dyna Torque II TL WAF	206	\$ 699.00	\$ 49,935.00
AMR9244C	R-TIRE 18.4-34 R1 Firestone (SAT)II CRC	432	\$ 1,354.00	
AMR8559	② F-TIRE 13.6R24 R1 Titan Hi Trac Lug WAF	232	\$ 994.00	\$ 50,999.00
AMR9254B	R-TIRE 18.4R34 R1 AG Steel Radial AA	504	\$ 1,591.00	
AMR8559	② F-TIRE 13.6R24 R1 Titan Hi Trac Lug WAF	232	\$ 994.00	\$ 51,939.00
AMR9256B	① R-TIRE 18.4R34 R1 Titan Hi Trac Lug Cast	1071	\$ 2,061.00	
AMR8557	② F-TIRE 12.4R24 R1 Titan Hi Trac Lug WAF	220	\$ 738.00	\$ 51,239.00
AMR8514A	① R-TIRE 18.4R30 R1 Titan Hi Pwr Lug Cast	699	\$ 1,967.00	
AMR8556A	F-TIRE 12.4-24 R1 Ttn TruGrip Lug TL WAF	187	\$ 620.00	\$ 49,591.00
AMR8530A	R-TIRE 18.4-30 R1 Titan Hi Trac Lug TL	393	\$ 1,261.00	
AMR8556A	F-TIRE 12.4-24 R1 Ttn TruGrip Lug TL WAF	187	\$ 620.00	\$ 50,535.00
AMR8518A	R-TIRE 18.4R30 R1 Ttn Hi Pwr Lug TT Cst	649	\$ 1,733.00	
AMR8556A	F-TIRE 12.4-24 R1 Ttn TruGrip Lug TL WAF	187	\$ 620.00	\$ 49,543.00
AMR9257	R-TIRE 16.9-34 R1 Trac Fild & Rd -4" off	343	\$ 1,237.00	
AMR8556A	F-TIRE 12.4-24 R1 Ttn TruGrip Lug TL WAF	187	\$ 620.00	\$ 50,487.00
AMR9258	① R-TIRE 16.9-34 R1 Trac Field & Rd Cast	910	\$ 1,709.00	

M108SDS2		Price with Tire Option		
TIRES AND WHEELS (priced per piece)				
ORDER CODE	DESCRIPTION	APPROX. SHIP WT.	SUGG. LIST PRICE	SUGG. LIST
AMR8558C**	F-TIRE 13.6-24 R1 Dyna Torque II TL WAF	260	\$ 699.00	\$ 51,299.00
AMR9246C**	① R-TIRE 18.4-34 R1 F-Stone(SAT)II CRC Cst	1000	\$ 1,825.00	
AMR8558C	F-TIRE 13.6-24 R1 Dyna Torque II TL WAF	206	\$ 699.00	\$ 50,357.00
AMR9244C	R-TIRE 18.4-34 R1 Firestone (SAT)II CRC	432	\$ 1,354.00	
AMR8559	② F-TIRE 13.6R24 R1 Titan Hi Trac Lug WAF	232	\$ 994.00	\$ 51,421.00
AMR9254B	R-TIRE 18.4R34 R1 AG Steel Radial AA	504	\$ 1,591.00	
AMR8559	② F-TIRE 13.6R24 R1 Titan Hi Trac Lug WAF	232	\$ 994.00	\$ 52,361.00
AMR9256B	① R-TIRE 18.4R34 R1 Titan Hi Trac Lug Cast	1071	\$ 2,061.00	
AMR8557	② F-TIRE 12.4R24 R1 Titan Hi Trac Lug WAF	220	\$ 738.00	\$ 51,661.00
AMR8514A	① R-TIRE 18.4R30 R1 Titan Hi Pwr Lug Cast	699	\$ 1,967.00	
AMR8556A	F-TIRE 12.4-24 R1 Ttn TruGrip Lug TL WAF	187	\$ 620.00	\$ 50,013.00
AMR8530A	R-TIRE 18.4-30 R1 Titan Hi Trac Lug TL	393	\$ 1,261.00	
AMR8556A	F-TIRE 12.4-24 R1 Ttn TruGrip Lug TL WAF	187	\$ 620.00	\$ 50,957.00
AMR8518A	R-TIRE 18.4R30 R1 Ttn Hi Pwr Lug TT Cst	649	\$ 1,733.00	
AMR8556A	F-TIRE 12.4-24 R1 Ttn TruGrip Lug TL WAF	187	\$ 620.00	\$ 49,965.00
AMR9257	R-TIRE 16.9-34 R1 Trac Fild & Rd -4" off	343	\$ 1,237.00	
AMR8556A	F-TIRE 12.4-24 R1 Ttn TruGrip Lug TL WAF	187	\$ 620.00	\$ 50,909.00
AMR9258	① R-TIRE 16.9-34 R1 Trac Field & Rd Cast	910	\$ 1,709.00	

** Standard tires.

① Recommended for loader applications, increases base weight by approximately 600 lbs.

② Upgrade to this tire option for heavy road or field applications.

M108SDS/SDS2/SDSC/SDSC2

M108SDSC		Price with Tire Option		
TIRES AND WHEELS (priced per piece)				
ORDER CODE	DESCRIPTION	APPROX. SHIP WT.	SUGG. LIST PRICE	SUGG. LIST
AMR8558C**	F-TIRE 13.6-24 R1 Dyna Torque II TL WAF	206	\$ 699.00	\$ 59,749.00
AMR9246C**	① R-TIRE 18.4-34 R1 F-Stone(SAT)II CRC Cst	1000	\$ 1,825.00	
AMR8558C	F-TIRE 13.6-24 R1 Dyna Torque II TL WAF	206	\$ 699.00	\$ 58,807.00
AMR9244C	R-TIRE 18.4-34 R1 Firestone (SAT)II CRC	431	\$ 1,354.00	
AMR8559	② F-TIRE 13.6R24 R1 Titan Hi Trac Lug WAF	232	\$ 994.00	\$ 59,871.00
AMR9254B	R-TIRE 18.4R34 R1 AG Steel Radial AA	504	\$ 1,591.00	
AMR8559	② F-TIRE 13.6R24 R1 Titan Hi Trac Lug WAF	232	\$ 994.00	\$ 60,811.00
AMR9256B	① R-TIRE 18.4R34 R1 Titan Hi Trac Lug Cast	1071	\$ 2,061.00	
AMR8557	② F-TIRE 12.4R24 R1 Titan Hi Trac Lug WAF	220	\$ 738.00	\$ 60,111.00
AMR8514A	① R-TIRE 18.4R30 R1 Titan Hi Pwr Lug Cast	699	\$ 1,967.00	
AMR8556A	F-TIRE 12.4-24 R1 Ttn TruGrip Lug TL WAF	187	\$ 620.00	\$ 58,463.00
AMR8530A	R-TIRE 18.4-30 R1 Titan Hi Trac Lug TL	393	\$ 1,261.00	
AMR8556A	F-TIRE 12.4-24 R1 Ttn TruGrip Lug TL WAF	187	\$ 620.00	\$ 59,407.00
AMR8518A	① R-TIRE 18.4R30 R1 Ttn Hi Pwr Lug TT Cst	649	\$ 1,733.00	
AMR8556A	F-TIRE 12.4-24 R1 Ttn TruGrip Lug TL WAF	187	\$ 620.00	\$ 58,415.00
AMR9257	R-TIRE 16.9-34 R1 Trac Fild & Rd -4" off	343	\$ 1,237.00	
AMR8556A	F-TIRE 12.4-24 R1 Ttn TruGrip Lug TL WAF	187	\$ 620.00	\$ 59,359.00
AMR9258	① R-TIRE 16.9-34 R1 Trac Field & Rd Cast	910	\$ 1,709.00	
AMR8538	③ F-TIRE 12.5/80-18 Titan Trac Impl 422	147	\$ 505.00	\$ 57,525.00
AMR8523A	R-TIRE 16.9-24 R1 Ttn Hi TracLug TL 2.5"	265	\$ 907.00	
AMR8993	F-TIRE 14x17.5 R4 IN Steel Bias AA	168	\$ 659.00	\$ 58,165.00
AMR8532	R-TIRE 19.5L-24 R4 Titan Ind Trac Lug	304	\$ 1,073.00	
AMR8955C	F-TIRE 9.5-24 R1 6-PLY BIAS DURA TRQ	130	\$ 459.00	\$ 57,847.00
AMR8522	R-TIRE 18.4-26 R1 F-Stone Trac Field&Rd	346	\$ 1,114.00	

** Standard tires.

- ① Recommended for loader applications, increases base weight by approximately 600 lbs.
- ② Upgrade to this tire option for heavy road or field applications.
- ③ Steering stops may require adjusting with M1429 Grille Guard

M108SDS/SDS2/SDSC/SDSC2

M108SDSC2		Price with Tire Option		
TIRES AND WHEELS (priced per piece)				
ORDER CODE	DESCRIPTION	APPROX. SHIP WT.	SUGG. LIST PRICE	SUGG. LIST
AMR8558C**	F-TIRE 13.6-24 R1 Dyna Torque II TL WAF	206	\$ 699.00	\$ 60,172.00
AMR9246C**	① R-TIRE 18.4-34 R1 F-Stone(SAT)II CRC Cst	1000	\$ 1,825.00	
AMR8558C	F-TIRE 13.6-24 R1 Dyna Torque II TL WAF	206	\$ 699.00	\$ 59,230.00
AMR9244C	R-TIRE 18.4-34 R1 Firestone (SAT)II CRC	431	\$ 1,354.00	
AMR8559	② F-TIRE 13.6R24 R1 Titan Hi Trac Lug WAF	232	\$ 994.00	\$ 60,294.00
AMR9254B	R-TIRE 18.4R34 R1 AG Steel Radial AA	504	\$ 1,591.00	
AMR8559	② F-TIRE 13.6R24 R1 Titan Hi Trac Lug WAF	232	\$ 994.00	\$ 61,234.00
AMR9256B	① R-TIRE 18.4R34 R1 Titan Hi Trac Lug Cast	1071	\$ 2,061.00	
AMR8557	② F-TIRE 12.4R24 R1 Titan Hi Trac Lug WAF	220	\$ 738.00	\$ 60,534.00
AMR8514A	① R-TIRE 18.4R30 R1 Titan Hi Pwr Lug Cast	699	\$ 1,967.00	
AMR8556A	F-TIRE 12.4-24 R1 Ttn TruGrip Lug TL WAF	187	\$ 620.00	\$ 58,886.00
AMR8530A	R-TIRE 18.4-30 R1 Titan Hi Trac Lug TL	393	\$ 1,261.00	
AMR8556A	F-TIRE 12.4-24 R1 Ttn TruGrip Lug TL WAF	187	\$ 620.00	\$ 59,830.00
AMR8518A	① R-TIRE 18.4R30 R1 Ttn Hi Pwr Lug TT Cst	649	\$ 1,733.00	
AMR8556A	F-TIRE 12.4-24 R1 Ttn TruGrip Lug TL WAF	187	\$ 620.00	\$ 58,838.00
AMR9257	R-TIRE 16.9-34 R1 Trac Fild & Rd -4" off	343	\$ 1,237.00	
AMR8556A	F-TIRE 12.4-24 R1 Ttn TruGrip Lug TL WAF	187	\$ 620.00	\$ 59,782.00
AMR9258	① R-TIRE 16.9-34 R1 Trac Field & Rd Cast	910	\$ 1,709.00	
AMR8538	③ F-TIRE 12.5/80-18 Titan Trac Impl 422	147	\$ 505.00	\$ 57,948.00
AMR8523A	R-TIRE 16.9-24 R1 Ttn Hi TracLug TL 2.5"	265	\$ 907.00	
AMR8993	F-TIRE 14x17.5 R4 IN Steel Bias AA	168	\$ 659.00	\$ 58,588.00
AMR8532	R-TIRE 19.5L-24 R4 Titan Ind Trac Lug	304	\$ 1,073.00	
AMR8955C	F-TIRE 9.5-24 R1 6-PLY BIAS DURA TRQ	130	\$ 459.00	\$ 58,270.00
AMR8522	R-TIRE 18.4-26 R1 F-Stone Trac Field&Rd	346	\$ 1,114.00	

** Standard tires.

① Recommended for loader applications, increases base weight by approximately 600 lbs.

② Upgrade to this tire option for heavy road or field applications.

③ Steering stops may require adjusting with M1429 Grill Guard

M108SH/SHD/SHC/SHDC/SHDC2/SDSF/SDS/SDS2/SDSC/SDSC2

ORDER CODE	DESCRIPTION	APPROX. SHIP WT.	SUGGESTED LIST PRICE
HYDRAULIC VALVES (ROPS & CAB)			
M9669A	①⑥ FD (Float Detent)	12	\$684.00
M9517A	①⑥ SCD (Self Canceling Detent)	15	\$693.00
REMOTE VALVE LEVER KITS			
M7652A	⑥ 2nd Position (ROPS)	5	\$140.00
M7653A	⑥ 3rd Position (ROPS)	5	\$140.00
M7658A	②⑥ 2nd Position (CAB)	5	\$140.00
M7659A	②⑥ 3rd Position (CAB)	5	\$140.00
FLOW CONTROL VALVE (ROPS & CAB)			
M9585	③ Flow Control Valve (ROPS or Cab Models)	8	\$501.00
M9587	④ Flow Control with SCD Valve (ROPS or Cab Models) Requires 2nd Position Lever Kit.	20	\$1,041.00
3PT LIFT ASSIST KIT			
M9269B	Dual Lift Assist Cylinder Kit	193	\$931.00
CREEP SPEED KIT			
M9293B	One Kit, Cassette type, ROPS & Cab Models Requires dealer installation.	43	\$743.00
DUAL SPEED PTO KIT			
M9277A	⑤ 540/1000 rpm PTO Kit (Includes 540 shaft and 1000 rpm shaft)	103	\$698.00
DRAWBAR CLEVIS			
M9289	Drawbar Clevis for standard Flat Drawbar	13	\$221.00
M9217	Drawbar Clevis for M9227 Drop Drawbar	18	\$221.00
DROP DRAWBAR			
M9227	Drop Drawbar (Optional, drop is 4.25 inches)	55	\$200.00
REAR WORK LIGHT KIT			
M9551	Single work light kit (ROPS Model)	4	\$85.00
FUEL TANK GUARD KIT			
M9278	Heavy Duty Metal Fuel Tank Guard Kit	10	\$279.00
80 AMP ALTERNATOR KIT			
M1843	80 Amp Alternator Kit (ROPS) (Standard on Cab models.)	10	\$283.00

- ① Order choice of Valves, either type valve can be used in the 2nd or 3rd Position. Requires appropriate Lever Kit.
- ② As stated in ①, you must order the appropriate Lever Kit. The Lever Kits are separate to allow proper application sequence of SCD and/or FD Valves. Note: M9669 2nd Valve is standard on SDSCC model.
- ③ Can be added to the standard SCD valve. Provides limited simultaneous operation with the 3 pt. hitch. A second SCD valve can be added.
- ④ Provides simultaneous operation between standard SCD and second SCD included with this Flow Control Valve.
- ⑤ Quick change dual-speed shafts by removing one snap ring. Dealer installed option unless specified.
- ⑥ See PIB-2008-062 "A" version kits are used on M108S 2WD serial number 30001 and up; and M1 08S 4WD serial number 70001 and up.

M108SH/SHD/SHC/SHDC/SHDC2/SDSF/SDS/SDS2/SDSC/SDSC2

ORDER CODE	DESCRIPTION	APPROX. SHIP WT.	SUGGESTED LIST PRICE
WIDE ROW FRONT AXLE KIT			
M9282	80" 4WD Wide Row Front Axle Kit NOT approved for loader applications.	102	\$1,224.00
BLOCK HEATER (Available only from Parts)			
	70000-73274 Block Heater	(Order from Parts Department)	
GRILLE GUARD			
M1429	Grille Guard (loader and non-loader application)	61	\$234.00
DELUXE CANOPY (ROPS MODELS)			
E1134	Deluxe Fiberglass Canopy (Requires E1 136 Mounting/Bracket kit)	63	\$387.00
E1136	Mounting and bracket kit	30	\$191.00
E1138	Work Light Kit (2-Lights)	10	\$125.00
BALLAST BOX			
M8180	Three Point Ballast Box (Cat. I & II) 1280 lb. capacity w/dry sand (13 cu. ft.)	220	\$593.00
FRONT FENDER KIT (Swivel Type)			
M9290	Fender Mounting Kit, (Requires M9208 or M9209) Includes brackets, hardware and instructions.	56	\$820.00
M9208	Plastic Fenders (Includes 2 Fenders) 14.9" wide Use with AMR8556 12.4-24 and AMR8557 12.4R24 front tires AMR8558A 13.6-24, AMR8559 13.6R24 front tires	10	\$110.00
CAB OPTIONS			
M7661	Rear Window Wiper Kit	10	\$233.00
E9299A	① AM/FM Radio with MP3 Port and 7-Channel Weather Band.	4	\$310.00
E9276B	① AM/FM Radio CD/MP3 Player with 7-Channel Weather Band.	4	\$440.00
M1476	Rear and Side Window Defogger		\$570.00
M9270	Air Ride Suspension Kit	40	\$506.00
77700-01098	12V / 3-Pin 30 Amp Coupler Pigtail, 12" Long	(Order from Parts Department)	
REPLACEMENT CAB			
M7061	Replacement Cab - Field installation required. Attachment system, lights, electrical harness, glass, control levers, roof and headliner, dash tower, steering column, and pedals are included. Note: Some components from old cab need to be installed into new cab, i.e., steering wheel, seat, dash, floor mat	650	\$9,231.00

① Radios have a 2-year warranty.

M108SH/SHD/SHC/SHDC/SHDC2/SDSF/SDS/SDS2/SDSC/SDSC2

ORDER CODE	DESCRIPTION	APPROX. SHIP WT.	SUGGESTED LIST PRICE
---------------	-------------	---------------------	-------------------------

FRONT WEIGHTS AND BOLT KITS

M8071	Suitcase Weight (105 lbs. Each) Requires M9275 Bolt/Bar Kit. Maximum of 12 Weights.	105	\$85.00
M9275	Bolt/Bar Kit - Weight(s) One Bolt/Bar Kit per 1-12 M8071 Weights	25	\$52.00

REAR WHEEL WEIGHTS AND BOLT KIT (You must order both items.)

M8126A	① Rear Wheel Weights, set of 2 (164 lbs. each) Requires M8119B or M8127B Bolt Kits.	320	\$298.00
M8119B	Bolt Kit for 1st set M8126A Wts. on Cast Iron Wheels.	3	\$27.00
LM8125A	Bolt Kit for 1st set of M8126A wts on Steel Dish	5	\$67.00
M8127B	② Bolt Kit for 2nd and 3rd sets of M8126A weights on both 30" Cast and Steel Dish, or 2nd M8126A weights on 34" Cast Dish.	3	\$20.00

① Maximum 3 weights per wheel on steel disk, maximum 2 sets on cast iron disk wheels.

② M8127B Bolt Kit is required to add the 2nd or 3rd set of M8126A weights. Requires one M8127B per M8126A weight set.

M108SDSL / SDSL2 / SDSL-S / SDSL-2S / SDSL-SN / SDSL2-SN Low Profile

*** EQUIPMENT IN STANDARD MACHINE ***

DIESEL ENGINE

Model # V3800-CRS Common Rail
Electronic Fuel Injection
Turbocharged
w/Wastegate and Intercooled
4 Cyl. 230 cu. in.
+ 108 Net Eng. HP
+ 96 PTO HP
@ 2600 Eng. rpm
EPA Tier III Emission Certified
12V 900 CCA Battery
Charging Output 45 amps

HYDRAULICS / HITCH / DRAWBAR

Open Center Gear Type
12.1 gpm Power Steering
17.2 gpm @ 2844 psi
Remotes / 3 Pt. Hitch
29.3 gpm Total
First Remote (SCD) with Self
Canceling Detents
Cat II 3-point Hitch
At lift Point 5560 lbs.
24" Behind 4630 lbs.
Telescoping Lower Links
Stabilizers
Heavy Duty Swinging Drawbar

FRONT AXLE

Hydrostatic Power Steering
4WD: Bevel Gear
Cast Iron
Easy to shift 4WD engagement
while tractor is moving.
+ Manufacturer estimate.

DRIVE TRAIN

Swing Shift Plus
Includes a fully synchronized
Main 4-Speed with Swing Shift
High/Low and Dual Speed
electric over hydraulic
High/Low "shift on the go"
32F/32R
Hydraulic shuttle/Wet Clutch
Hydraulic Wet Disc Brakes
Planetary Final Drives
Front & Rear Axles
Front and Rear Diff. Lock
Wide orchard type fenders with
high and low positions.

FLUID CAPACITY

Fuel Tank 46.2 gal.
Cooling System 9.6 qts.
Crankcase 11.3 qts.
Transmission and
Hydraulics 16.6 gal.
Front Axle 11.1 qts.

INSTRUMENTS

LED Instrument panel with LCD
Readout for MPH and PTO rpm
Tachometer/Hour meter
Oil Pressure
Fuel Gauge
Coolant Temperature

POWER TAKE OFF

Live-Independent Hyd. PTO
SAE 1 3/8" Six Spline
540 rpm @ 2205 Eng. rpm
Note: 540/1 000 Dual Speed PTO is
standard on M108SDSL2

LIGHTING

2 Headlights - Tail lights
4 Hazard Flasher Lights with
Turn Signals

SAFETY EQUIPMENT

2-Post Foldable
with retractable seatbelt
Flip-Up PTO Shield
Safety Start Switches
Electric Key Shut Off
Parking Brake
Turn Signals
SMV Sign
7-Pin Electrical Trailer Connector

TIRES AND WHEELS

Front 9.5 - 20 R1
Rear 16.9 - 24 R1

FENDERS

M108SDSL / M108SDSL2
Orchard type fiberglass fenders,
Adjustable height

M108SDSL-S / M108SDSL2-S

Orchard type heavy duty wide steel fenders,
adjustable height with spacer kit

M108SDSL-SN / M108SDSL2-SN

Orchard type heavy duty narrow steel
fenders matched for 16.9 – 24 tires,
adjustable height with spacer kit

ORDER CODE	DESCRIPTION	APPROX. SHIP WT.	SUGGESTED LIST PRICE
*** STANDARD MACHINE WITH STANDARD TIRES ***			
M108SDSL	4WD Farm Tractor w/Factory ROPS	6526	\$49,703.00
M108SDSL2	4WD Farm Tractor w/Factory ROPS (540 / 1000 rpm PTO)	6530	\$50,123.00
M108SDSL-S*	4WD Farm Tractor w/Factory ROPS with Heavy Duty Steel Fenders	6705	\$51,010.00
M108SDSL2-S*	4WD Farm Tractor /Factory ROPS with Heavy Duty Steel Fenders (540 / 1000 rpm PTO)	6710	\$51,429.00
M108SDSL-SN	4WD Farm Tractor w/Factory ROPS with Heavy Duty Steel Fenders -- Narrow	6665	\$50,977.00
M108SDSL2-SN	4WD Farm Tractor /Factory ROPS with Heavy Duty Steel Fenders -- Narrow (540 / 1000 rpm PTO)	6670	\$51,396.00

* Subject to availability.

M108SDSL / SDSL2 / SDSL-S / SDSL-2S / SDSL-SN / SDSL2-SN Low Profile

M108SDSL		Price with Tire Option		
TIRES AND WHEELS (priced per piece)				
ORDER CODE	DESCRIPTION	APPROX. SHIP WT.	SUGG. LIST PRICE	SUGG. LIST
MR8956**	F-TIRE 9.50-20 R1 B-Stone Farm Svc Lug M	98	\$ 344.00	\$ 49,703.00
AMR8523A**	R-TIRE 16.9-24 R1 Ttn Hi TracLug TL 2.5"	265	\$ 907.00	
AMR8538	① F-TIRE 12.5/80-18 Titan Trac Impl 422	147	\$ 505.00	\$ 50,025.00
AMR8523A	R-TIRE 16.9-24 R1 Ttn Hi TracLug TL 2.5"	265	\$ 907.00	
AMR8955C	F-TIRE 9.5-24 R1 6-PLY BIAS DURA TRQ	130	\$ 459.00	\$ 50,347.00
AMR8522	R-TIRE 18.4-26 R1 F-Stone Trac Field&Rd	346	\$ 1,114.00	
AMR8993	F-TIRE 14x17.5 R4 IN Steel Bias AA	168	\$ 659.00	\$ 50,665.00
AMR8532	R-TIRE 19.5L-24 R4 Titan Ind Trac Lug	304	\$ 1,073.00	

M108SDSL2		Price with Tire Option		
TIRES AND WHEELS (priced per piece)				
ORDER CODE	DESCRIPTION	APPROX. SHIP WT.	SUGG. LIST PRICE	SUGG. LIST
MR8956**	F-TIRE 9.50-20 R1 B-Stone Farm Svc Lug M	98	\$ 344.00	\$ 50,123.00
AMR8523A**	R-TIRE 16.9-24 R1 Ttn Hi TracLug TL 2.5"	265	\$ 907.00	
AMR8538	① F-TIRE 12.5/80-18 Titan Trac Impl 422	147	\$ 505.00	\$ 50,445.00
AMR8523A	R-TIRE 16.9-24 R1 Ttn Hi TracLug TL 2.5"	265	\$ 907.00	
AMR8955C	F-TIRE 9.5-24 R1 6-PLY BIAS DURA TRQ	130	\$ 459.00	\$ 50,767.00
AMR8522	② R-TIRE 18.4-26 R1 F-Stone Trac Field&Rd	346	\$ 1,114.00	
AMR8993	F-TIRE 14x17.5 R4 IN Steel Bias AA	168	\$ 659.00	\$ 51,085.00
AMR8532	R-TIRE 19.5L-24 R4 Titan Ind Trac Lug	304	\$ 1,073.00	

M108SDSL-S*		Price with Tire Option		
TIRES AND WHEELS (priced per piece)				
ORDER CODE	DESCRIPTION	APPROX. SHIP WT.	SUGG. LIST PRICE	SUGG. LIST
MR8956**	F-TIRE 9.50-20 R1 B-Stone Farm Svc Lug M	98	\$ 344.00	\$ 51,010.00
AMR8523A**	R-TIRE 16.9-24 R1 Ttn Hi TracLug TL 2.5"	265	\$ 907.00	
AMR8538	① F-TIRE 12.5/80-18 Titan Trac Impl 422	147	\$ 505.00	\$ 51,332.00
AMR8523A	R-TIRE 16.9-24 R1 Ttn Hi TracLug TL 2.5"	265	\$ 907.00	
AMR8955C	F-TIRE 9.5-24 R1 6-PLY BIAS DURA TRQ	130	\$ 459.00	\$ 51,654.00
AMR8522	② R-TIRE 18.4-26 R1 F-Stone Trac Field&Rd	346	\$ 1,114.00	
AMR8993	F-TIRE 14x17.5 R4 IN Steel Bias AA	168	\$ 659.00	\$ 51,972.00
AMR8532	R-TIRE 19.5L-24 R4 Titan Ind Trac Lug	304	\$ 1,073.00	

M108SDSL2-S*		Price with Tire Option		
TIRES AND WHEELS (priced per piece)				
ORDER CODE	DESCRIPTION	APPROX. SHIP WT.	SUGG. LIST PRICE	SUGG. LIST
MR8956**	F-TIRE 9.50-20 R1 B-Stone Farm Svc Lug M	98	\$ 344.00	\$ 51,429.00
AMR8523A**	R-TIRE 16.9-24 R1 Ttn Hi TracLug TL 2.5"	265	\$ 907.00	
AMR8538	① F-TIRE 12.5/80-18 Titan Trac Impl 422	147	\$ 505.00	\$ 51,751.00
AMR8523A	R-TIRE 16.9-24 R1 Ttn Hi TracLug TL 2.5"	265	\$ 907.00	
AMR8955C	F-TIRE 9.5-24 R1 6-PLY BIAS DURA TRQ	130	\$ 459.00	\$ 52,073.00
AMR8522	② R-TIRE 18.4-26 R1 F-Stone Trac Field&Rd	346	\$ 1,114.00	
AMR8993	F-TIRE 14x17.5 R4 IN Steel Bias AA	168	\$ 659.00	\$ 52,391.00
AMR8532	R-TIRE 19.5L-24 R4 Titan Ind Trac Lug	304	\$ 1,073.00	

** Standard tires.

* Subject to availability.

① This tire has R1 type lugs and is 3 inches wider than the 9.5-20, therefore both tires will have 6 inches contact to the ground.

② Requires M9488 Spacer Kit.

KUBOTA

M108SDSL / SDSL2 / SDSL-S / SDSL-2S / SDSL-SN / SDSL2-SN Low Profile

M108SDSL-SN		Price with Tire Option		
TIRES AND WHEELS (priced per piece)				
ORDER CODE	DESCRIPTION	APPROX. SHIP WT.	SUGG. LIST PRICE	SUGG. LIST
MR8956**	F-TIRE 9.50-20 R1 B-Stone Farm Svc Lug M	98	\$ 344.00	\$ 50,977.00
AMR8523A**	R-TIRE 16.9-24 R1 Ttn Hi TracLug TL 2.5"	265	\$ 907.00	
AMR8538	① F-TIRE 12.5/80-18 Titan Trac Impl 422	147	\$ 505.00	\$ 51,299.00
AMR8523A	R-TIRE 16.9-24 R1 Ttn Hi TracLug TL 2.5"	265	\$ 907.00	
AMR8955C	F-TIRE 9.5-24 R1 6-PLY BIAS DURA TRQ	130	\$ 459.00	\$ 51,621.00
AMR8522	② R-TIRE 18.4-26 R1 F-Stone Trac Field&Rd	346	\$ 1,114.00	
AMR8993	F-TIRE 14x17.5 R4 IN Steel Bias AA	168	\$ 659.00	\$ 51,939.00
AMR8532	R-TIRE 19.5L-24 R4 Titan Ind Trac Lug	304	\$ 1,073.00	

M108SDSL2-SN		Price with Tire Option		
TIRES AND WHEELS (priced per piece)				
ORDER CODE	DESCRIPTION	APPROX. SHIP WT.	SUGG. LIST PRICE	SUGG. LIST
MR8956**	F-TIRE 9.50-20 R1 B-Stone Farm Svc Lug M	98	\$ 344.00	\$ 51,396.00
AMR8523A**	R-TIRE 16.9-24 R1 Ttn Hi TracLug TL 2.5"	265	\$ 907.00	
AMR8538	① F-TIRE 12.5/80-18 Titan Trac Impl 422	147	\$ 505.00	\$ 51,718.00
AMR8523A	R-TIRE 16.9-24 R1 Ttn Hi TracLug TL 2.5"	265	\$ 907.00	
AMR8955C	F-TIRE 9.5-24 R1 6-PLY BIAS DURA TRQ	130	\$ 459.00	\$ 52,040.00
AMR8522	② R-TIRE 18.4-26 R1 F-Stone Trac Field&Rd	346	\$ 1,114.00	
AMR8993	F-TIRE 14x17.5 R4 IN Steel Bias AA	168	\$ 659.00	\$ 52,358.00
AMR8532	R-TIRE 19.5L-24 R4 Titan Ind Trac Lug	304	\$ 1,073.00	

** Standard tires.

① This tire has R1 type lugs and is 3 inches wider than the 9.5-20, therefore both tires will have 6 inches contact to the ground.

② Requires M9488 Spacer Kit.

M108SDSL / SDSL2 / SDSL-S / SDSL-2S / SDSL-SN / SDSL2-SN Low Profile

ORDER CODE	DESCRIPTION	APPROX. SHIP WT.	SUGGESTED LIST PRICE
HYDRAULIC VALVES			
M9517A	① SCD (Self Canceling Detent)	15	\$693.00
M9669A	① FD (Float Detent)	12	\$684.00
REMOTE VALVE LEVER KITS			
M7652	② 2nd Position	3	\$140.00
M7653	② 3rd Position	3	\$140.00
FLOW CONTROL VALVE			
M9585	③ Flow Control Valve	15	\$501.00
M9587	④ Flow Control with SCD Valve Requires M7652 lever kit	20	\$1,041.00
CREEP SPEED KIT			
M9293B	One Kit, Cassette type Requires dealer installation	43	\$743.00
3PT LIFT ASSIST KIT			
M7660A	Single, Lift Assist Cylinder Kit (lift cap. 6,060 lbs.)	55	\$466.00
DUAL SPEED PTO KIT			
M9277A	⑤ 540/1000 rpm PTO Kit (Includes 540 shaft and 1000 rpm shaft)	103	\$698.00
DRAWBAR CLEVIS			
M9289	Drawbar Clevis for standard Flat Drawbar	13	\$221.00
REAR WORK LIGHT KIT			
M9551	Single work light kit	4	\$85.00
80 AMP ALTERNATOR KIT			
M1843	80 Amp Alternator Kit	10	\$283.00
SPACER KIT STEEL FENDERS			
M9488	Spacer kit, required with AMR8522, 18.4-26 Tires	10	\$89.00
FENDER EXTENSION KIT, FOR STEEL FENDERS (M108SDSL-SN/M108SDSL2-SN)			
M9178	⑥ Heavy Duty Extension Kit, 6 inches per fender	38	\$191.00
STEEL FENDER KIT (FOR FIELD INSTALLATION ON M108SDSL/SDSL2)			
M9188LPR	* Rear steel fender kit to replace fiberglass fenders	160	\$1,735.00

* Subject to availability.

① Order choice of Valves, either type valve can be used in the 2nd or 3rd Position. Requires appropriate Lever Kit.

② As stated in ①, you must order the appropriate Lever Kit. The Lever Kits are separate to allow proper application sequence of SCD and/or FD Valves.

③ Can be added to the standard SCD valve. Provides limited simultaneous operation with the 3 pt. hitch. A second position valve and lever kit can be installed.

④ Provides simultaneous operation between the standard SCD and the second SCD valve that is included with this Flow Control Valve.

⑤ Quick change 540/1000 rpm dual-speed shafts by removing a snap ring. Dealer installed option on M108SDSL, this feature is standard on M108SDSL2

⑥ Dealer installation required, approximately 2 hours total.

M108SDSL / SDSL2 / SDSL-S / SDSL-2S / SDSL-SN / SDSL2-SN Low Profile

ORDER CODE	DESCRIPTION	APPROX. SHIP WT.	SUGGESTED LIST PRICE
FUEL TANK GUARD KIT			
M9278	Heavy Duty Metal Fuel Tank Guard Kit	10	\$279.00
WIDE ROW FRONT AXLE KIT			
M9282	80" 4WD Wide Row Front Axle Kit NOT approved for loader application.	102	\$1,224.00
BLOCK HEATER			
	70000-73274 Block Heater	(Order from Parts Department)	
GRILLE GUARD			
M1429	Grille Guard (For loader or non-loader application)	61	\$234.00
EXHAUST PIPE RELOCATION KIT			
M1447	Muffler Pipe Relocation Kit (Required for LA1403 Loader installation)	10	\$289.00
DELUXE CANOPY (ROPS MODELS)			
E1134	① Deluxe Fiberglass Canopy (Requires E1136 Mounting/Bracket kit)	63	\$387.00
E1136	Mounting and bracket kit	30	\$191.00
E1138	Work Light Kit (2-Lights)	10	\$125.00
BALLAST BOX			
M8180	Three point ballast box (Cat I & II) 1280 lb. Capacity w/dry sand (13 cubic feet)	220	\$593.00
FRONT WEIGHTS AND BOLT KITS			
M8071	Suitcase Weight (105 lbs. Each) Requires M9275 Bolt/Bar Kit. Maximum of 12 Weights.	105	\$85.00
M9275	Bolt/Bar Kit - Weight(s) One Bolt/Bar Kit per 1-12 M8071 Weights	25	\$52.00
REAR WHEEL WEIGHTS AND BOLT KIT (You must order both items.)			
LM8124	② Rear Wheel Weights, set of 2 (103 lbs. each) Requires LM8125A or M8121A Bolt Kits.	206	\$279.00
LM8125A	Bolt Kit for 1st set LM8124 and M8126A Wts. on steel disk	5	\$67.00
M8121A	Bolt Kit for 2nd & 3rd set LM8124 Wts. on One bolt kit per set of weights.	3	\$21.00
M8127B	Bolt Kit for 2nd and 3rd wts. of M8126A	3	\$20.00
M8119B	Bolt Kit for 1st set M8126A Wts. on Cast Iron Wheels.	3	\$27.00

① Do not fold ROPS with canopy.

② Maximum 3 weights per wheel on steel disk.

This page intentionally left blank.

M100GXDTC

*** EQUIPMENT IN STANDARD MACHINE ***

DIESEL ENGINE

Model # V3800-CRS Common Rail
Electronic Fuel Injection
Electronic Governor Control
Turbocharged
w/Wastegate and Intercooled
4 Cyl. 230 cu. in.
+ 97.7 Net Eng. HP
+ 85 PTO HP
@ 2600 Eng. rpm
EPA Interim Tier IV Emission Certified
12V 900 CCA Battery
Charging Output 80 amps

EXHAUST EMISSION CONTROL TYPE

DPF System (Diesel Particulate Filter)
Regeneration type; default mode is
manual regeneration, with
automatic regeneration override

HYDRAULICS / HITCH / DRAWBAR

Open Center Gear Type
17.2 gpm Power Steering
18.1 gpm @ 2844 psi
Remotes / 3 Pt. Hitch
35.3 gpm Total
External Lift Cylinders
Electronic Position, Draft and Mix
Control
2 Remote Valves
(1) SCD (Self Canceling Detent)
(1) FD (Float Detent)
Cat II 3-point Hitch
At lift Points 8598 lbs
24" Behind 6834 lbs
Telescoping Lower Links
Stabilizers
Heavy Duty Swinging Drawbar

FRONT AXLE

Hydrostatic Power Steering
4WD: Bevel Gear
Cast Iron
Adj. (Rim) Tread Spacing
Bi-Speed Turn, Standard
Planetary Final Drives
4WD automatic braking from 2WD
with both brakes applied

+ Manufacturer estimate.

DRIVE TRAIN / Intelli-Shift

Intelli-Shift (8-Speed Three Range
Powershift with auto mode)
24F/24R Speeds
Electro-Hydraulic Shuttle Shift
Electro-Hydraulic Front and Rear
Diff. Lock
Clutch - Multi Plate Wet
Hydraulic Wet Disc Brakes
Planetary Final Drives
4WD Front & Rear Axles

FLUID CAPACITY

Fuel Tank (Cab)	50.2 gal
Cooling System	11.2 qts
(Reserve Tank Full)	
Crankcase	11.2 qts
Transmission and	
Hydraulics	17.2 gal
Front Axle	10.8 qts

INSTRUMENTS

LCD readout for MPH and PTO rpm
26 Mode LCD Readout
Tachometer/Hour meter
Oil Pressure
Fuel Gauge
Coolant Temperature
Gear Speed Digital Light Indicator
Digital Light Indicator F/R Direction

POWER TAKE OFF (540/1000)

Live-Independent Hyd. PTO
Two shafts
SAE 1 3/8" Six Spline
540 rpm @ 2205 Eng. rpm
SAE 1 3/8" Twenty-One Spline
1000 rpm @ 2389 Eng. rpm

LIGHTING

2 Headlights - Tail lights
4 Hazard Flasher Lights with Turn
Signals
2 Grille Mounted Worklights
2 Front Cab Halogen Worklights
2 Rear Halogen Worklights

SAFETY EQUIPMENT

Flip-Up PTO Shield
Safety Start Switches
Electric Key Shut Off
Parking Brake
Turn Signals
SMV Sign
7-Pin Electrical Trailer Connector

GRAND-X CAB

Factory ROPS Certified
65.5" wide - 61.4" high
Flat Deck
2 Doors, Frameless all glass
Tilt and Telescoping Steering Wheel
Grammer Deluxe Air Ride Seat
with tilt back, swivel, and armrests
Retractable Seat Belt
Tinted Glass
Dual Level Air Conditioning & Heater
Front Wiper w/Washer - 2 Speed
Rear Wiper w/Washer - 1 Speed
Rear View Mirror
Left and Right Side Telescoping
Exterior Mirrors
Radio Ready, includes 2-speakers,
antenna and wiring harness
Steps, Left and Right Side
Tinted Glass
Interior Dome Light
12V - 30-Amp 2 Wire Coupler
12V - 3 Pin 30-Amp Coupler
Cigarette Lighter
Hard Mount location
Sun Visor
Cup Holder
Ashtray
Horn
Instructor Seat w/Seatbelt (Optional)

TIRES AND WHEELS

Front 12.4R24 Radial / Steel Waffle
Rear 18.4R30 Radial/Cast Iron

ORDER CODE	DESCRIPTION	APPROX. SHIP WT.	SUGGESTED LIST PRICE
---------------	-------------	---------------------	-------------------------

*** STANDARD MACHINE WITH STANDARD TIRES ***

M100GXDTC	4WD Farm Tractor w/Factory Cab (A/C)	8863	\$65,770.00
-----------	--------------------------------------	------	-------------

M100GXDTC

M100GXDTC		Price with Tire Option		
TIRES AND WHEELS (priced per piece)				
ORDER CODE	DESCRIPTION	APPROX. SHIP WT.	SUGG. LIST PRICE	SUGG. LIST
AMR8557	** F-TIRE 12.4R24 R1 Titan Hi Trac Lug WAF	220	\$ 738.00	\$ 65,770.00
AMR8514A	** R-TIRE 18.4R30 R1 Titan Hi Pwr Lug Cast	699	\$ 1,967.00	
AMR8556A	F-TIRE 12.4-24 R1 Ttn TruGrip Lug TL WAF	187	\$ 620.00	\$ 65,066.00
AMR8518A	R-TIRE 18.4R30 R1 Ttn Hi Pwr Lug TT Cst	649	\$ 1,733.00	
AMR8557	F-TIRE 12.4R24 R1 Titan Hi Trac Lug WAF	220	\$ 738.00	\$ 64,832.00
AMR8531	R-TIRE 18.4R30 R1 Titan Hi Trac Lug STL	429	\$ 1,498.00	
AMR8558C	F-TIRE 13.6-24 R1 Dyna Torque II TL WAF	206	\$ 699.00	\$ 65,408.00
AMR9246C	R-TIRE 18.4-34 R1 F-Stone(SAT)II CRC Cst	1000	\$ 1,825.00	
AMR8559	F-TIRE 13.6R24 R1 Titan Hi Trac Lug WAF	232	\$ 994.00	\$ 66,470.00
AMR9256B	R-TIRE 18.4R34 R1 Titan Hi Trac Lug Cast	1071	\$ 2,061.00	
AMR8558C	F-TIRE 13.6-24 R1 Dyna Torque II TL WAF	206	\$ 699.00	\$ 64,466.00
AMR9244C	R-TIRE 18.4-34 R1 Firestone (SAT)II CRC	431	\$ 1,354.00	
AMR8559	F-TIRE 13.6R24 R1 Titan Hi Trac Lug WAF	232	\$ 994.00	\$ 65,530.00
AMR9254B	R-TIRE 18.4R34 R1 AG Steel Radial AA	504	\$ 1,591.00	
AMR8556A	F-TIRE 12.4-24 R1 Ttn TruGrip Lug TL WAF	187	\$ 620.00	\$ 64,074.00
AMR9257	R-TIRE 16.9-34 R1 Trac Fild & Rd -4" off	343	\$ 1,237.00	
AMR8556A	F-TIRE 12.4-24 R1 Ttn TruGrip Lug TL WAF	187	\$ 620.00	\$ 65,018.00
AMR9258	R-TIRE 16.9-34 R1 Trac Field & Rd Cast	910	\$ 1,709.00	

** Standard tires.

M100GXDTC

ORDER CODE	DESCRIPTION	APPROX. SHIP WT.	SUGGESTED LIST PRICE
WIDE ROW FRONT AXLE KIT			
M9682B	80" Wide Row Front Axle Kit Not approved for loader applications.	102	\$1,267.00
BLOCK HEATER (Available only from Parts)			
70000-73274	Block Heater	(Order from the Parts Department)	
GRILLE GUARD			
M1524	Grille Guard (loader and non-loader application)	50	\$278.00
HYDRAULIC VALVES STANDARD TYPE			
M7610	SCD Valve (Self Canceling Detent) Requires Lever Kit M7626 for 3rd position and M7617 for 4th position	15	\$693.00
M7611	FD Valve (Float Detent Position) Requires Lever Kit M7626 for 3 rd position and M7627 for 4 th position	10	\$684.00
FLOW CONTROL VALVE FOR STANDARD VALVE			
M9585	② Flow Control Valve	15	\$501.00
M9595	① SCD Valve (Self Canceling Detent) for Valve to Valve operation with M9296A Flow Control Valve	15	\$1,041.00
REMOTE VALVE LEVER KITS			
M7626	3rd Position Lever Kit	3	\$140.00
M7627	4th Position Lever Kit	10	\$140.00
HYDRAULIC VALVES, DELUXE TYPE WITH BUILT-IN FLOW CONTROL (dealer installed upgrade)			
M7683	③ SCD Valve (Self Canceling Detents) with Built-In Flow Control		\$701.00
M7684	③ FD Valve (Float Detent Postion) with Built-In Flow Control		\$710.00
REMOTE VALVE LEVER KITS FOR DELUXE VALVES			
M7685	③ 1st Position Lever Kit (For M7683 or M7684 Valves)	15	\$396.00
M7628	③ 2nd Position Lever Kit (For M7683 or M7684 Valves)	10	\$109.00
M7629	3rd Position Lever Kit (For M7683 or M7684 Valves)	10	\$217.00
M7686	4th Position Lever Kit (For M7683 or M7684 Valves)	10	\$217.00
3PT LIFT ASSIST KIT			
M9122	High Capacity Lift Cylinders Provides 9,447 Lbs. lift capacity	84	\$1,000.00
CREEP SPEED KIT			
M9127	One kit, Cassette type Requires dealer installation.	43	\$966.00

① Maximum 3 remotes with the flow control valve option.

② The M9585 Flow Control Valve can be added to standard SCD Valve. The M9585 functions with the SCD valve; however, if a 2nd float valve is required on the third valve, the M7611 Valve can be used. NOTE: When additional power is required during use of M9585 Flow Control Valve, this requires M9287 mounted below M9585 Flow Control, use valve on top of M9585 for controlled flow, M9287 has power from balance of oil returned from M9585 Flow Control.

③ IMPORTANT NOTE: When upgrading the standard valves to the deluxe remote valves with built-in flow control, both valves and the 1st and 2nd position lever kits must also be replaced with the 1st position M7685 and the 2nd position M7628 lever kits, then add 3rd and 4th deluxe valves with the appropriate lever kits as needed.

M100GXDTC

ORDER CODE	DESCRIPTION	APPROX. SHIP WT.	SUGGESTED LIST PRICE
OPTIONAL EQUIPMENT			
DRAWBAR CLEVIS			
M9289	Drawbar Clevis for standard Flat Drawbar	10	\$221.00
M9217	Drawbar Clevis for M9227 Drop Drawbar	10	\$221.00
DROP DRAWBAR			
M9227	Drop Drawbar	55	\$200.00
FUEL TANK GUARD KIT			
M9123	Heavy Duty Metal Fuel Tank Guard Kit	10	\$302.00
REMOTE FENDER SWITCH			
M9237	Right hand fender switch for three point hitch	3	\$45.00
FRONT FENDER KIT (Swivel Type)			
M9290	③ Fender Mounting Kit, (Requires M9208 or M9209) Includes brackets, hardware and instructions.	56	\$820.00
M9208	Plastic Fenders (Includes 2 Fenders) 14.9" wide Use with 12.4, 13.6, or 14.9 size 24" front tires	10	\$110.00
CAB OPTIONS			
M9229	Mid Mount Work Light Kit (Two Lights) Each light mounts to Cab grab handle.	10	\$145.00
M1352	Rear Mount Work Light Kit (Two Lights)	5	\$159.00
E9299A	①② AM/FM Radio with MP3 Port and 7-Channel Weather Band.	4	\$310.00
E9276B	①② AM/FM Radio CD/MP3 Player with 7-Channel Weather Band.	4	\$440.00
M9118	Rear Defogger Kit		\$389.00
M9121	Instructor Seat w/Seat belt Dealer installed or installed by KTC with tractor order	30	\$464.00
77700-01098	12V/3-Pin 30 Amp Coupler Pigtail, 12" Long	(Order from Parts Department)	
REPLACEMENT CAB			
M7058	Replacement Cab - Field installation required. Attachment system, lights, electrical harness, glass, control levers, roof and headliner, dash tower, steering column, and pedals are included. Note: Transfer components as needed		TBA

- ① Mounting bracket is shipped with the tractor in the cab, black pouch. The beige colored plastic cover plate that is removed becomes the radio cover ring, just remove the plastic center cover piece, and reinstall the beige cover ring.
- ② Radios have a 2-year warranty.
- ③ M9290 Front Fenders not compatible with loader application

M100GXDTC

ORDER CODE	DESCRIPTION	APPROX. SHIP WT.	SUGGESTED LIST PRICE
---------------	-------------	---------------------	-------------------------

OPTIONAL EQUIPMENT

FRONT WEIGHTS AND BOLT KITS

M9126	Weight Bracket	98	\$420.00
M8071	Suitcase Weight (105 lbs. Each) Requires M9275 Bolt/Bar Kit. Maximum of 12 Weights.	105	\$85.00
M9275	Bolt/Bar Kit - Weight(s) One Bolt/Bar Kit per 1-12 M8071 Weights	5	\$52.00

REAR WHEEL WEIGHTS AND BOLT KIT (You must order both items.)

M8126A	① Rear Wheel Weights, set of 2 (164 lbs. each) Requires M8119B or LM8125A Bolt Kits.	320	\$298.00
M8119B	Bolt Kit for 1st set M8126A wts. on Cast Iron Wheels.	3	\$27.00
LM8125A	Bolt Kit for 1st set M8126A on steel dish	5	\$67.00
M8127B	② Bolt Kit for 2nd and 3rd set of M8126A weights on both 30" Cast and Steel Dish, or 2nd M1826A weights on 34" Cast Dish.	3	\$20.00

① Maximum 3 weights per wheel on steel disk, maximum 2 sets on cast iron disk wheels.

② M8127B Bolt Kit is required to add the 2nd or 3rd set of M8126A weights. Requires one M8127B per M8126A weight set.

This page intentionally left blank.

M110GXDTC

*** EQUIPMENT IN STANDARD MACHINE ***

DIESEL ENGINE

Model # V3800-CRS Common Rail
Electronic Fuel Injection
Electronic Governor Control
Turbocharged
w/Wastegate and Intercooled
4 Cyl. 230 cu. in.
+ 97.7 Net Eng. HP
+ 95 PTO HP
@ 2600 Eng. rpm
EPA Interim Tier IV Emission Certified
12V 900 CCA Battery
Charging Output 80 amps

EXHAUST EMISSION CONTROL TYPE

DPF System (Diesel Particulate Filter)
Regeneration type; default mode is manual regeneration, with automatic regeneration override

HYDRAULICS / HITCH / DRAWBAR

Open Center Gear Type
17.2 gpm Power Steering
18.1 gpm @ 2844 psi
Remotes / 3 Pt. Hitch
35.3 gpm Total
Electronic Position, Draft and Mix Control
2 Remote Valves
(1) SCD (Self Canceling Detent)
(1) FD (Float Detent)
Cat II 3-point Hitch
At lift Points 8598 lbs
24" Behind 6839 lbs
Telescoping Lower Links
Stabilizers
Heavy Duty Swinging Drawbar

FRONT AXLE

Hydrostatic Power Steering
4WD: Bevel Gear
Cast Iron
Adj. (Rim) Tread Spacing
Bi-Speed Turn, Standard
Planetary Final Drives
4WD automatic braking from 2WD
with both brakes applied

+ Manufacturer estimate.

DRIVE TRAIN / Intelli-Shift

Intelli-Shift (8-Speed Three Range Powershift with auto mode)
24F/24R Speeds
Electro-Hydraulic Shuttle Shift
Electro-Hydraulic Front and Rear
Diff. Lock
Clutch - Multi Plate Wet
Hydraulic Wet Disc Brakes
Planetary Final Drives
4WD Front & Rear Axles

FLUID CAPACITY

Fuel Tank (Cab)	50.2 gal
Cooling System	11.2 qts
(Reserve Tank Full)	
Crankcase	11.2 qts
Transmission and	
Hydraulics	17.2 gal
Front Axle	10.8 qts

INSTRUMENTS

LCD readout for MPH and PTO rpm
26 Mode LCD Readout
Tachometer/Hour meter
Oil Pressure
Fuel Gauge
Coolant Temperature
Gear Speed Digital Light Indicator
Digital Light Indicator F/R Direction

POWER TAKE OFF (540/1000)

Live-Independent Hyd. PTO
Two shafts
SAE 1 3/8" Six Spline
540 rpm @ 2205 Eng. rpm
SAE 1 3/8" Twenty-One Spline
1000 rpm @ 2389 Eng. rpm

LIGHTING

2 Headlights - Tail lights
4 Hazard Flasher Lights with Turn Signals
2 Grille Mounted Worklights
2 Front Cab Halogen Worklights
2 Rear Halogen Worklights

SAFETY EQUIPMENT

Flip-Up PTO Shield
Safety Start Switches
Electric Key Shut Off
Parking Lock
Turn Signals
SMV Sign
7-Pin Electrical Trailer Connector

GRAND-X CAB

Factory ROPS Certified
65.5" wide - 61.4" high
Flat Deck
2 Doors, Frameless all glass
Tilt and Telescoping Steering Wheel
Grammer Deluxe Air Ride Seat with tilt back, swivel, and armrests
Retractable Seat Belt
Tinted Glass
Dual Level Air Conditioning & Heater
Front Wiper w/Washer - 2 Speed
Rear Wiper w/Washer - 1 Speed
Rear View Mirror
Left and Right Side Telescoping Exterior Mirrors
Radio Ready, includes 2-speakers, antenna and wiring harness
Steps, Left and Right Side
Tinted Glass
Interior Dome Light
12V - 30-Amp 2 Wire Coupler
12V - 3 Pin 30-Amp Coupler
Cigarette Lighter
Hard Mount location
Sun Visor
Cup Holder
Ashtray
Horn
Instructor Seat w/Seatbelt (Optional)

TIRES AND WHEELS

Front 13.6R24 Radial / Steel Waffle
Rear 18.4R34 Radial/Cast Iron

ORDER CODE	DESCRIPTION	APPROX. SHIP WT.	SUGGESTED LIST PRICE
------------	-------------	------------------	----------------------

*** STANDARD MACHINE WITH STANDARD TIRES ***

M110GXDTC	4WD Farm Tractor w/Factory Cab (A/C)	9050	\$70,460.00
-----------	--------------------------------------	------	-------------

M110GXDTC

M110GXDTC		Price with Tire Option		
TIRES AND WHEELS (priced per piece) for: M110GXDTC (4WD Cab Tractor)				
ORDER CODE	DESCRIPTION	APPROX. SHIP WT.	SUGG. LIST PRICE	SUGG. LIST
AMR8559**	F-TIRE 13.6R24 R1 Titan Hi Trac Lug WAF	232	\$ 994.00	\$ 70,460.00
AMR9256B**	R-TIRE 18.4R34 R1 Titan Hi Trac Lug Cast	1071	\$ 2,061.00	
AMR8559	F-TIRE 13.6R24 R1 Titan Hi Trac Lug WAF	232	\$ 994.00	\$ 69,520.00
AMR9254B	R-TIRE 18.4R34 R1 AG Steel Radial AA	504	\$ 1,591.00	
AMR8558C	F-TIRE 13.6-24 R1 Dyna Torque II TL WAF	206	\$ 699.00	\$ 68,456.00
AMR9244C	R-TIRE 18.4-34 R1 Firestone (SAT)II CRC	432	\$ 1,354.00	
AMR8558C	F-TIRE 13.6-24 R1 Dyna Torque II TL WAF	206	\$ 699.00	\$ 69,398.00
AMR9246C	R-TIRE 18.4-34 R1 F-Stone(SAT)II CRC Cst	1000	\$ 1,825.00	
AMR8556A	F-TIRE 12.4-24 R1 Ttn TruGrip Lug TL WAF	187	\$ 620.00	\$ 68,064.00
AMR9257	R-TIRE 16.9-34 R1 Trac Fild & Rd -4" off	343	\$ 1,237.00	
AMR8556A	F-TIRE 12.4-24 R1 Ttn TruGrip Lug TL WAF	187	\$ 620.00	\$ 69,008.00
AMR9258	R-TIRE 16.9-34 R1 Trac Field & Rd Cast	910	\$ 1,709.00	
AMR8557	F-TIRE 12.4R24 R1 Titan Hi Trac Lug WAF	220	\$ 738.00	\$ 68,822.00
AMR8531	R-TIRE 18.4R30 R1 Titan Hi Trac Lug STL	429	\$ 1,498.00	
AMR8557	F-TIRE 12.4R24 R1 Titan Hi Trac Lug WAF	220	\$ 738.00	\$ 69,760.00
AMR8514A	R-TIRE 18.4R30 R1 Titan Hi Pwr Lug Cast	699	\$ 1,967.00	

** Standard Tires

M110GXDTC

ORDER CODE	DESCRIPTION	APPROX. SHIP WT.	SUGGESTED LIST PRICE
WIDE ROW FRONT AXLE KIT			
M9682B	80" Wide Row Front Axle Kit Not approved for loader applications.	102	\$1,267.00
BLOCK HEATER			
70000-73274	Block Heater	(Order from the Parts Department)	
GRILLE GUARD			
M1524	Grille Guard (loader and non-loader application)	50	\$278.00
HYDRAULIC VALVES STANDARD TYPE			
M7610	SCD Valve (Self Canceling Detent) Requires Lever Kit M7626 for 3 rd position and M7627 for 4 th position	15	\$693.00
M7611	FD Valve (Float Detent Position) Requires Lever Kit M7626 for 3 rd position and M7627 for 4 th position	10	\$684.00
FLOW CONTROL VALVE FOR STANDARD VALVE			
M9585	② Flow Control Valve	15	\$501.00
M9595	① SCD Valve (Self Canceling Detent) for Valve to Valve operation with M9296A Flow Control Valve	15	\$1,041.00
REMOTE VALVE LEVER KITS FOR STANDARD VALVES			
M7626	3rd Position Lever Kit	3	\$140.00
M7627	4th Position Lever Kit	10	\$140.00
HYDRAULIC VALVES, DELUXE TYPE WITH BUILT-IN FLOW CONTROL (dealer installed upgrade)			
M7683	③ SCD Valve (Self Canceling Detents) with Built-In Flow Control		\$701.00
M7684	③ FD Valve (Float Detent Postion) with Built-In Flow Control		\$710.00
REMOTE VALVE LEVER KITS FOR DELUXE VALVES			
M7685	③ 1st Position Lever Kit (For M7683 or M7684 Valves)	15	\$396.00
M7628	③ 2nd Position Lever Kit (For M7683 or M7684 Valves)	10	\$109.00
M7629	3rd Position Lever Kit (For M7683 or M7684 Valves)	10	\$217.00
M7686	4th Position Lever Kit (For M7683 or M7684 Valves)	10	\$217.00

- ① Maximum 3 remotes with the flow control valve option.
- ② The M9585 Flow Control Valve can be added to standard SCD Valve. The M9585 functions with the SCD valve; however, if a 2nd float valve is required on the third valve, the M7611 Valve can be used. NOTE: When additional power is required during use of M9585 Flow Control Valve, this requires M9287 mounted below M9585 Flow Control, use valve on top of M9585 for controlled flow, M9287 has power from balance of oil returned from M9585 Flow Control.
- ③ IMPORTANT NOTE: When upgrading the standard valves to the deluxe remote valves with built-in flow control, both valves and the 1st and 2nd position lever kits must also be replaced with the 1st position M7685 and the 2nd position M7628 lever kits, then add 3rd and 4th deluxe valves with the appropriate lever kits as needed.

M110GXDTC

ORDER CODE	DESCRIPTION	APPROX. SHIP WT.	SUGGESTED LIST PRICE
OPTIONAL EQUIPMENT			
3PT LIFT ASSIST KIT			
M9122	High Capacity Lift Cylinders Provides 9,447 lbs. lift capacity	84	\$1,000.00
CREEP SPEED KIT			
M9127	One kit, Cassette type, requires dealer installation	43	\$966.00
DRAWBAR CLEVIS			
M9289	Drawbar Clevis for standard Flat Drawbar	10	\$221.00
M9217	Drawbar Clevis for M9227 Drop Drawbar	10	\$221.00
DROP DRAWBAR			
M9227	Drop Drawbar	55	\$200.00
FUEL TANK GUARD KIT			
M9123	Heavy Duty Metal Fuel Tank Guard Kit	10	\$302.00
REMOTE FENDER SWITCH			
M9237	Right hand fender switch for three point hitch	3	\$45.00
FRONT FENDER KIT (Swivel Type)			
M9290	③ Fender Mounting Kit, (Requires M9208 or M9209) Includes brackets, hardware and instructions.	56	\$820.00
M9208	Plastic Fenders (Includes 2 Fenders) 14.9" wide Use with 12.4, 13.6, or 14.9 size 24" front tires	10	\$110.00
CAB OPTIONS			
M9229	Mid Mount Work Light Kit (Two Lights) Each light mounts to Cab grab handle.	10	\$145.00
M1352	Rear Mount Work Light Kit (Two Lights)		\$159.00
E9299A	AM/FM Radio with MP3 Port and 7-Channel Weather Band.	4	\$310.00
E9276B	①② AM/FM Radio CD/MP3 Player with 7-Channel Weather Band.	4	\$440.00
M9118	Rear Defogger Kit		\$389.00
M9121	Instructor Seat w/Seat belt Dealer installed or installed by KTC with tractor order	30	\$464.00
77700-01098	12V/3-Pin 30 Amp Coupler Pigtail, 12" Long	(Order from Parts Department)	
REPLACEMENT CAB			
M7058	Replacement Cab - Field installation required. Attachment system, lights, electrical harness, glass, control levers, roof and headliner, dash tower, steering column, and pedals are included. Note: Transfer components as needed.		TBA

- ① Mounting bracket is shipped with the tractor in the cab, black pouch. The beige colored plastic cover plate that is removed becomes the radio cover ring, just remove the plastic center cover piece, and reinstall the beige cover ring.
- ② Radios have a 2-year warranty.
- ③ M9290 Front Fenders not compatible with loader application

M110GXDTC

ORDER CODE	DESCRIPTION	APPROX. SHIP WT.	SUGGESTED LIST PRICE
---------------	-------------	---------------------	-------------------------

OPTIONAL EQUIPMENT

FRONT WEIGHTS AND BOLT KITS

M9126	Weight Bracket	98	\$420.00
M8071	Suitcase Weight (105 lbs. Each) Requires M9275 Bolt/Bar Kit. Maximum of 12 Weights.	105	\$85.00
M9275	Bolt/Bar Kit - Weight(s) One Bolt/Bar Kit per 1-12 M8071 Weights	5	\$52.00

REAR WHEEL WEIGHTS AND BOLT KIT (You must order both items.)

M8126A	①	Rear Wheel Weights, set of 2 (164 lbs. each) Requires M8119B or M8127B Bolt Kits.	320	\$298.00
M8119B		Bolt Kit for 1st set M8126A wts. on Cast Iron Wheels.	3	\$27.00
LM8125A		Bolt Kit for 1st set of M8126A on Steel Disk	5	\$67.00
M8127B	②	Bolt Kit for 2nd and 3rd set of M8126A weights on both 30" Cast and Steel Dish, or 2nd M8126A weights on 34" Cast Dish.	3	\$20.00

① Maximum 3 weights per wheel on steel disk, maximum 2 sets on cast iron disk wheels.

② M8127B Bolt Kit is required to add the 2nd or 3rd set of M8126A weights. Requires one M8127B per M8126A weight set.

This page intentionally left blank.

*** EQUIPMENT IN STANDARD MACHINE ***

DIESEL ENGINE

Model # V6108 CRS
Common Rail Electronic Fuel Injection
Electronic Governor Control
4 Cyl., 374 cu. in. Turbocharged
w/Wastegate and Intercooled
+ 125.0 Eng. HP
+ 108.0 PTO HP
@ 2200 Eng. rpm
Interim Tier IV Emission Certified
Super Pre-Heat Starting
Charging Output 80 Amps
Hand and Foot Throttle

EXHAUST EMISSION CONTROL TYPE

DDF (Diesel Particulate Filter
Regeneration type; default mode is manual
regeneration, with
automatic regeneration override

HYDRAULICS / HITCH / DRAWBAR

Open Center — Gear Type
15.3 gpm Power Steering
20.4 gpm Remotes / 3 Pt.
35.7 gpm Total
External Lift Cylinder
Electronic Position, Draft and Mix
Control
Cat. II 3-pt. Hitch
At lift Points 8598 lbs
24" Behind 6834 lbs

Telescoping Lower Links
Stabilizers

Hydraulic Remote Valves

2 Remote Valves Standard
1-SCD (Self Canceling Detent)
1 -FD (Float Detent)
(-F Order Code) 2 – Rear Deluxe Remotes
1 – SCD (Self-canceling Detent)
with built-in Flow Control Valve
1 – FD (Float Detent) with built-
in Flow Control Valve
▪ Flow Control Valves enable
a closed-center/pressure
compensated flow control type
operation with continuous flow
▪ Unloading valve circuit allows spool
down for hydraulic motors
Heavy Duty Swinging Drop Drawbar
4.5" Drop

FRONT AXLE

Hydrostatic Power Steering
4WD: Bevel Gear
Cast Iron
Adj. (Rim) Tread Spacing
Bi-Speed Turn, Standard
4WD automatic braking from 2WD
with both brakes applied

DRIVE TRAIN / Intelli-Shift

Intelli-Shift (8-Speed Three Range
Powershift with auto mode)
24F x R24R Speeds
Electro-Hydraulic Shuttle Shift
Electro-Hydraulic Front & Rear
Diff. Locks
Clutch — Multi Plate Wet
Hydraulic Wet Disc Brakes
Hydrostatic Power Steering
Planetary Final Drives
4WD Front and Rear Axles

FLUID CAPACITY

Fuel Tank	50.2 gal
Cooling System	17.0 qts
(Reserve Tank Full)	
Crankcase	15.4 qts
Transmission and	17.2 gal
Hydraulics	
Front Axle	18.4 qts

INSTRUMENTS

LCD Readout for MPH and PTO rpm
26 Mode LCD Readout
Tachometer/Hour Meter
Oil Pressure
Fuel Level
Coolant Temperature
Gear Speed Digital Light Indicator
Digital Light Indicator
F/R for Direction

POWER TAKE OFF (540/1000)

Live Independent Hyd. Rear PTO
Two Shafts SAE 13/8" Six Spline
540 rpm PTO @
1994 Eng. rpm
1000 rpm PTO @ 2050 Eng. rpm
SAE Twenty-One Spline Shaft

LIGHTING

2 Headlights — Tail Lights
4 Hazard Flashers with Turn
Signals
2 Front CAB Halogen Worklights
2 Grille Mounted Worklights
2 Rear Halogen Worklights

SAFETY EQUIPMENT

Flip-up PTO Shield
Safety Start Switches
Electric Key Shut Off
Parking Brake
Turn Signals
SMV Sign
Wide Anti-Slip Steps
7-Pin Electrical Trailer Connector

GRAND-X CAB

Factory ROPS Certified
65.5" wide - 61.4" high
Flat Deck
2 Doors, Frameless, All Glass
Tilt and Telescoping Steering Wheel
Grammer Deluxe Air Ride Seat /
Reclining with Swivel and Armrests
Retractable Seat Belt
Dual Level Air Conditioning and Heater
Front Wiper w/Washer - Two Speed
Rear Wiper w/Washer - One Speed
Rear View Mirror
Left and Right Side Telescoping
Exterior Mirrors
Radio Ready (speakers, antenna,
wiring harness)
Steps, Left and Right Side
Tinted Glass
Interior Dome Light
12V- 30 Amp 2 Wire Coupler
1 2V - 3 Pin 30-Amp Coupler
Cigarette Lighter
Cup Holder
Sun Visor
Hard Mount location Ashtray
Horn
Instructor Seat w/Seatbelt (Optional)

TIRES AND WHEELS

Front — 14.9R24 Radial / Steel Waffle
Rear — 18.4R38 Radial Cast Iron

+ Manufacturer estimate.

M126GXDTC / GXDTC-F

ORDER CODE	DESCRIPTION	APPROX. SHIP WT.	SUGGESTED LIST PRICE
*** STANDARD MACHINE WITH STANDARD TIRES ***			
M126GXDTC	4WD Farm Tractor w/Factory Cab (A/C) 2-Hyd. Remote Valves, standard type	10141	\$77,902.00
M126GXDTC-F	4WD Farm Tractor w/Factory Cab (A/C) 2-Hyd. Remote Valves with built-in deluxe flow control	10141	\$78,502.00

M126GXDTC					
M126GXDTC 4WD Farm Tractor w/Factory Cab (A/C)		Price with Tire Options			
ORDER CODE	DESCRIPTION	APPROX. SHIP WT.	SUGG. LIST PRICE	SUGG. LIST	
AMR8560**	F-TIRE 14.9R24 R1 Titan Hi Trac Lug WAF	238	\$ 1,068.00	\$ 77,902.00	
AMR8571**	R-TIRE 18.4R38 R1 Titan Hi Trac Lug Cast	924	\$ 2,265.00		
AMR8560	F-TIRE 14.9R24 R1 Titan Hi Trac Lug WAF	238	\$ 1,068.00	\$ 78,152.00	
AMR8989	R-TIRE 480/80R38 R1 HiTrac Lug PAVT Cast	1015	\$ 2,390.00		
AMR8547	F-TIRE 420/70R24 Gdyr R1W Optitrac DT812	220	\$ 1,260.00	\$ 79,314.00	
AMR9225	R-TIRE 520/70R38 R1W OptracDT812 CastRC	504	\$ 2,779.00		
AMR8558C	F-TIRE 13.6-24 R1 Dyna Torque II TL WAF	206	\$ 699.00	\$ 76,638.00	
AMR8512	R-TIRE 16.9-38 R1 Ttn Hi TracLug TT Cast	768	\$ 2,002.00		

M126GXDTC-F					
M126GXDTC-F w/ Built-in Flow Control Remotes Options					Price with Tire Options
ORDER CODE	DESCRIPTION	APPROX. SHIP WT.	SUGG. LIST PRICE	SUGG. LIST	
AMR8560**	F-TIRE 14.9R24 R1 Titan Hi Trac Lug WAF	238	\$ 1,068.00	\$ 78,502.00	
AMR8571**	R-TIRE 18.4R38 R1 Titan Hi Trac Lug Cast	924	\$ 2,265.00		
AMR8560	F-TIRE 14.9R24 R1 Titan Hi Trac Lug WAF	238	\$ 1,068.00	\$ 78,752.00	
AMR8989	R-TIRE 480/80R38 R1 HiTrac Lug PAVT Cast	1015	\$ 2,390.00		
AMR8547	F-TIRE 420/70R24 Gdyr R1W Optitrac DT812	220	\$ 1,260.00	\$ 79,914.00	
AMR9225	R-TIRE 520/70R38 R1W OptracDT812 CastRC	504	\$ 2,779.00		
AMR8558C	F-TIRE 13.6-24 R1 Dyna Torque II TL WAF	206	\$ 699.00	\$ 77,238.00	
AMR8512	R-TIRE 16.9-38 R1 Ttn Hi TracLug TT Cast	768	\$ 2,002.00		

** Standard tires.

M126GXDTC / GXDTC-F

ORDER CODE	DESCRIPTION	APPROX. SHIP WT.	SUGGESTED LIST PRICE
HYDRAULIC VALVES STANDARD TYPE			
M7610	SCD Valve (Self Canceling Detents) Requires Lever Kit M7626 for 3rd position and M7627 for 4th position.	15	\$693.00
M7611	FD Valve (Float Position) Requires Lever Kit M7626 for 3rd position and M7627 for 4th position.	10	\$684.00
M9585	① SCD (Self Canceling Detents) Valve for Valve to Valve operation with M9296A Flow Control Valve.	15	\$501.00
FLOW CONTROL VALVE FOR STANDARD VALVE			
M9595	①② Flow Control Valve for Valve and 3-Pt. simultaneous operation, use with standard SCD Valve, or with M9287 SCD Valve on bottom.	15	\$1,041.00
REMOTE VALVE LEVER KITS FOR STANDARD VALVES			
M7626	3rd Position Lever Kit	3	\$140.00
M7627	4th Position Lever Kit	10	\$140.00
HYDRAULIC VALVES, DELUXE TYPE WITH BUILT-IN FLOW CONTROL ON M126GXDTC-F MODELS			
M7683	③ SCD Valve (Self Canceling Detents) with Built-In Flow Control		\$701.00
M7684	③ FD Valve (Float Detent Postion) with Built-In Flow Control		\$710.00
REMOTE VALVE LEVER KITS FOR DELUXE VALVES			
M7685	③ 1st Position Lever Kit (For M7683 or M7684 Valves)	15	\$396.00
M7628	③ 2nd Position Lever Kit (For M7683 or M7684 Valves)	10	\$109.00
M7629	3rd Position Lever Kit (For M7683 or M7684 Valves)	10	\$217.00
M7686	4th Position Lever Kit (For M7683 or M7684 Valves)	10	\$217.00
CREEP SPEED KIT			
M9127	One kit, cassette type. Requires dealer installation.	43	\$966.00
3 PT HITCH LIFT ASSIST KIT			
M9122	High Capacity Lift Cylinders 9,447 lbs. lift capacity	84	\$1,000.00
FLAT DRAWBAR			
3F440-89120	Flat Drawbar (Optional)	(Order from Parts Department)	
DRAWBAR CLEVIS			
M9217	Clevis	10	\$221.00
WIDE AXLE KIT			
M9783	80" Tread Kit To Convert Front Axle to 80" Tread Width. Not approved for Loader applications.	102	\$1,267.00
FUEL TANK GUARD KIT			
M9123	Heavy Duty Metal Fuel Tank Guard Kit	10	\$302.00

① Maximum 3 remotes with the flow control options.

② The M9595 Flow Control Valve can be added to standard SCD Valve alone or with another M7610 to provide valve to 3-pt hitch simultaneous operation. The M9595 functions with the SCD valve; however, if a 2nd float valve is required on the third valve, the M9281 Valve can be used. NOTE: When additional power is required during use of M9296A Flow Control Valve, this requires M9287 mounted below M9595 Flow Control, use valve on top of M9595 for controlled flow, M9287 has power from balance of oil returned from M9595 Flow Control.

③ When upgrading the standard type valves to the deluxe valves with built-in flow control the 1st and 2nd lever kits must be replaced as well with M7685 and M7628 lever kits for deluxe valves.

M126GXDTC / GXDTC-F

ORDER CODE	DESCRIPTION	APPROX. SHIP WT.	SUGGESTED LIST PRICE
REMOTE FENDER SWITCH KIT			
M9237	Right side fender switch for three point hitch Includes switch, wire harness, and instructions	3	\$45.00
FRONT FENDER KIT (Rigid type)			
M9297A	Plastic Fender Kit (Includes 2 Fenders) Requires M9298A Bracket Kit	30	\$106.00
M9298A	Fender Mounting Kit Includes brackets, hardware and instructions.	92	\$411.00
FRONT FENDER KIT (Swivel Type)			
M9290	Fender Mounting Kit, (Requires M9208 or M9209) Includes brackets, hardware and instructions.	56	\$820.00
M9208	Plastic Fenders (Includes 2 Fenders) 14.9" wide Use with 12.4, 13.6, or 14.9 size 24" front tires	10	\$110.00
M9209	Plastic Fenders (Includes 2 Fenders) 17.3" wide Use with 480/70R24 (16.9R24) front tire size	12	\$130.00
ENGINE BLOCK HEATER (Order from Parts)			
70000-73274	Block Heater	(Order from Parts Department)	
CAB OPTIONS			
M9229	Mid Mount Work Light Kit (Two Lights) Each light mounts to Cab grab handle.	10	\$145.00
M1352	Rear Mount Work Light Kit (Two Lights)		\$159.00
E9299A	AM/FM Radio with MP3 Port and 7-Channel Weather Band.	4	\$310.00
E9276B	①② AM/FM Radio CD/MP3 Player with 7-Channel Weather Band.	4	\$440.00
M9118	Rear Defogger Kit		\$389.00
M9121	Instructor Seat w/Seat Belt Dealer Installed approximately 90 minutes installation time	30	\$464.00
77700-01098	12V/3-Pin 30 Amp Coupler Pigtail, 12" Long	(Order from Parts Department)	
GRILLE GUARD			
M1524	Grille Guard (Loader and non-loader applications)	61	\$278.00

* Subject to availability.

- ① Mounting bracket is shipped with the tractor in the cab. The cover plate that is removed becomes the radio cover plate by removing the plastic center piece.
- ② Radios have a 2-year warranty.

M126GXDTC / GXDTC-F

ORDER CODE	DESCRIPTION	APPROX. SHIP WT.	SUGGESTED LIST PRICE
---------------	-------------	---------------------	-------------------------

REPLACEMENT CAB

M7067	Replacement Cab - Field installation required. AC-heat system, roof, lights, electrical harness, controls, headliner are included. Note: Some components from old cab need to be installed into new cab, i.e., steering wheel, seat, dash, floor mat, etc.	TBA	TBA
-------	--	-----	-----

FRONT WEIGHTS AND BRACKETS, AND BOLT KITS

M8071	One Weight Requires M9265 Bracket and M9275 Bolt Kit. Maximum 12 Weights.	105	\$85.00
M9275	Bolt / Bar Kit-Wt.	25	\$52.00
M9126	Weight Bracket includes Bolt Kit	98	\$420.00

REAR WHEEL WEIGHTS AND BOLT KIT (You must order both items.)

M8126A	①③ Rear Wheel Weights, set of 2 (164 lbs. each) Requires M8119B Bolt Kits.	320	\$298.00
M8119B	Bolt Kit for 1st set M8126A Wts on Cast Iron Wheels.	8	\$27.00
M8127B	② Bolt Kit for 2nd and 3rd set of M8126A weights on Steel Dish, and 2nd set on cast disc.	3	\$20.00

- ① Maximum 3 weights per wheel on steel disc, maximum 2 sets on cast iron disc wheels.
- ② M8127B Bolt Kit is required to add the 2nd or 3rd set of M8126A weights. Requires one M8127B per M8126A weight set.
- ③ Will not fit AMR8989 PAVT wheels.

This page intentionally left blank.

M135GXDTC/GXDTSC

DIESEL ENGINE

Model # V6108 - CRS
Common Rail Electronic Fuel Injection
Electronic Governor Control
4 Cyl., 374 cu. in. Direct Injected
Turbocharged w/Wastegate
+ 135.0 Eng. HP
+ 118.0 PTO HP
@ 2200 Eng. rpm
Super Pre-Heat Starting
Charging Output 80 Amps
Hand and Foot Throttle

EXHAUST EMISSION CONTROL TYPE

DDF (Diesel Particulate Filter
Regeneration type; default mode is
manual regeneration, with
automatic regeneration override

HYDRAULICS / HITCH / DRAWBAR

Open Center — Gear Type
15.3 gpm Power Steering
20.4 gpm Remotes / 3 Pt.
35.7 gpm Total
Electronic Position, Draft and Mix
Control
Cat. II 3-pt. Hitch
At lift Points 8598 lbs
24" Behind 6834 lbs
Telescoping Lower Links
Stabilizers

Hydraulic Remote Valves

2 Remote Valves Standard
1-SCD (Self Canceling Detent)
1-FD (Float Detent)
(-F Order Code) 2 Deluxe Rear Remotes
1 — SCD (Self-canceling Detent)
with built-in Flow Control Valve
1 — FD (Float Detent) with built-
in Flow Control Valve
▪ Flow Control Valves enable
a closed-center/pressure
compensated flow control type
operation with continuous flow
▪ Unloading valve circuit allows
spool down for hydraulic motors
Heavy Duty Swinging Drop Drawbar
4.5" Drop

M135GXDTC

Electronic Controlled Hydraulic
Front Axle Suspension System
+ Manufacturer estimate.

*** EQUIPMENT IN STANDARD MACHINE ***

FRONT AXLE

Hydrostatic Power Steering
4WD: Bevel Gear
Cast Iron
Adj. (Rim) Tread Spacing
Bi-Speed Turn, Standard
4WD automatic braking from 2WD
with both brakes applied

DRIVE TRAIN / Intelli-Shift

Intelli-Shift (8-Speed Dual Range
Powershift with auto mode)
24F x 24R Speeds
Electro-Hydraulic Shuttle Shift
Electro-Hydraulic Front & Rear
Diff. Locks
Clutch — Multi Plate Wet
Hydraulic Wet Disc Brakes
Hydrostatic Power Steering
Planetary Final Drives
4WD Front and Rear Axles

FLUID CAPACITY

Fuel Tank	50.2 gal
Cooling System	17.0 qts
(Reserve Tank Full)	
Crankcase	15.4 qts
Transmission and	
Hydraulics	17.2 gal
Front Axle	18.4 qts

INSTRUMENTS

Tachometer/Hour Meter
Oil Pressure
Fuel Level
Coolant Temperature
Gear Speed Digital Light Indicator
Digital Light Indicator
F/R for Direction

POWER TAKE OFF (540/1000)

Live Independent Hyd. Rear PTO
Two Shafts SAE 1 3/8" Six Spline
540 rpm PTO @ 1994 Eng. rpm
1000 rpm PTO @ 2050 Eng. rpm
SAE Twenty-One Spline Shaft

SAFETY EQUIPMENT

Flip-up PTO Shield
Safety Start Switches
Electric Key Shut Off
Parking Brake
Turn Signals
SMV Sign
Wide Anti-Slip Steps
7-Pin Electrical Trailer Connector

LIGHTING

2 Headlights — Tail Lights
4 Hazard Flashers with Turn Signals
2 Front CAB Halogen Worklights
2 Grille Mounted Work Lights
2 Rear Halogen Worklights

GRAND-X CAB

Factory ROPS Certified
65.5" wide - 61.4" high
Flat Deck
2 Doors, Frameless, All Glass
Tilt Steering Wheel
Grammer Deluxe Air Ride Seat /
Reclining with Swivel and Armrests
Retractable Seat Belt
Dual Level Air Conditioning and Heater
Front Wiper w/Washer - Two Speed
Rear Wiper w/Washer - One Speed
Rear View Mirror
Left and Right Side Telescoping
Exterior Mirrors
Radio Ready (speakers, antenna,
wiring harness)
Steps, Left and Right Side
Tinted Glass
Interior Dome Light
12V- 30 Amp 2 Wire Coupler
12V - 3 Pin 30-Amp Coupler
Cigarette Lighter
Amber Spotlight for Right Hand Console
- Night Operation
Cup Holder
Sun Visor
Hard Mount location right center post
Ashtray
Horn
Instructor Seat w/Seatbelt (Optional)

TIRES AND WHEELS

Front — 14.9R24 Radial / Steel Waffle
Rear — 18.4R38 Radial / Cast Iron

ORDER CODE	DESCRIPTION	APPROX. SHIP WT.	SUGGESTED LIST PRICE
*** STANDARD MACHINE WITH STANDARD TIRES ***			
M135GXDTC	4WD Farm Tractor w/Factory Cab (A/C) 2-Hyd. Remote Valves, standard type	10141	\$81,502.00
M135GXDTC-F	4WD Farm Tractor w/Factory Cab (A/C) 2-Hyd. Valves with built-in deluxe flow control feature	10150	\$82,102.00
M135GXDTC-F	4WD Farm Tractor w/Factory Cab (A/C) 2-Hyd. Valves with built-in deluxe flow control feature Front Axle Suspension System	10441	\$88,922.00

M135GXDTC / GXDTC-F / GXDTSC

M135GXDTCT		Price with Tire Options		
TIRES AND WHEELS (priced per piece) for M135GXDTCT (4WD CAB Tractor)				
ORDER CODE	DESCRIPTION	APPROX. SHIP WT.	SUGG. LIST PRICE	SUGG. LIST
AMR8560**	F-TIRE 14.9R24 R1 Titan Hi Trac Lug WAF	238	\$ 1,068.00	\$ 81,502.00
AMR8571**	R-TIRE 18.4R38 R1 Titan Hi Trac Lug Cast	924	\$ 2,265.00	
AMR8560	F-TIRE 14.9R24 R1 Titan Hi Trac Lug WAF	238	\$ 1,068.00	\$ 81,752.00
AMR8989	R-TIRE 480/80R38 R1 HiTrac Lug PAVT Cast	1015	\$ 2,390.00	
AMR8547	F-TIRE 420/70R24 Gdyr R1W Optitrac DT812	220	\$ 1,260.00	\$ 82,914.00
AMR9225	R-TIRE 520/70R38 R1W OptracDT812 CastRC	504	\$ 2,779.00	
AMR8558C	F-TIRE 13.6-24 R1 Dyna Torque II TL WAF	206	\$ 699.00	\$ 80,238.00
AMR8512	R-TIRE 16.9-38 R1 Ttn Hi TracLug TT Cast	768	\$ 2,002.00	

M135GXDTC-F				
TIRES AND WHEELS (priced per piece) for: M135GXDTC-F (4WD CAB Tractor)				
w/Built-in Flow Control Valve Options			Price with Tire Options	
ORDER CODE	DESCRIPTION	APPROX. SHIP WT.	SUGG. LIST PRICE	SUGG. LIST
AMR8560**	F-TIRE 14.9R24 R1 Titan Hi Trac Lug WAF	238	\$ 1,068.00	\$ 82,102.00
AMR8571**	R-TIRE 18.4R38 R1 Titan Hi Trac Lug Cast	924	\$ 2,265.00	
AMR8560	F-TIRE 14.9R24 R1 Titan Hi Trac Lug WAF	238	\$ 1,068.00	\$ 82,352.00
AMR8989	R-TIRE 480/80R38 R1 HiTrac Lug PAVT Cast	1015	\$ 2,390.00	
AMR8547	F-TIRE 420/70R24 Gdyr R1W Optitrac DT812	220	\$ 1,260.00	\$ 83,514.00
AMR9225	R-TIRE 520/70R38 R1W OptracDT812 CastRC	504	\$ 2,779.00	
AMR8558C	F-TIRE 13.6-24 R1 Dyna Torque II TL WAF	206	\$ 699.00	\$ 80,838.00
AMR8512	R-TIRE 16.9-38 R1 Ttn Hi TracLug TT Cast	768	\$ 2,002.00	

M135GXDTC-F				
TIRES AND WHEELS (priced per piece) for: M135GXDTC-F (4WD CAB Tractor)				
w/Built-in Flow Control Valve and Frt Axle Suspension Options				Price with Tire Options
ORDER CODE	DESCRIPTION	APPROX. SHIP WT.	SUGG. LIST PRICE	SUGG. LIST
AMR8560**	F-TIRE 14.9R24 R1 Titan Hi Trac Lug WAF	238	\$ 1,068.00	\$ 88,922.00
AMR8571**	R-TIRE 18.4R38 R1 Titan Hi Trac Lug Cast	924	\$ 2,265.00	
AMR8560	F-TIRE 14.9R24 R1 Titan Hi Trac Lug WAF	238	\$ 1,068.00	\$ 89,172.00
AMR8989	R-TIRE 480/80R38 R1 HiTrac Lug PAVT Cast	1015	\$ 2,390.00	
AMR8547	F-TIRE 420/70R24 Gdyr R1W Optitrac DT812	220	\$ 1,260.00	\$ 90,334.00
AMR9225	R-TIRE 520/70R38 R1W OptracDT812 CastRC	504	\$ 2,779.00	
AMR8558C	F-TIRE 13.6-24 R1 Dyna Torque II TL WAF	206	\$ 699.00	\$ 87,658.00
AMR8512	R-TIRE 16.9-38 R1 Ttn Hi TracLug TT Cast	768	\$ 2,002.00	

** Standard tires.

M135GXDTC / GXDTC-F / GXDTSC

ORDER CODE	DESCRIPTION	APPROX. SHIP WT.	SUGGESTED LIST PRICE
HYDRAULIC VALVES STANDARD TYPE			
M7610	SCD Valve (Self Canceling Detents) Requires Lever Kit M7626 for 3rd position and M7627 for 4th position.	15	\$693.00
M7611	FD Valve (Float Position) Requires Lever Kit M7626 for 3rd position and M7627 for 4th position.	10	\$684.00
M9585	① SCD (Self Canceling Detents) Valve for Valve to Valve operation with M9296A Flow Control Valve.	15	\$501.00
FLOW CONTROL VALVE FOR STANDARD VALVE			
M9595	①② Flow Control Valve for Valve and 3-Pt. simultaneous operation, use with standard SCD Valve, or with M9287 SCD Valve on bottom.	15	\$1,041.00
REMOTE VALVE LEVER KITS FOR STANDARD VALVES			
M7626	3rd Position Lever Kit	3	\$140.00
M7627	4th Position Lever Kit	10	\$140.00
HYDRAULIC VALVES, DELUXE TYPE WITH BUILT-IN FLOW CONTROL M126GX/M135GX-F			
M7683	③ SCD Valve (Self Canceling Detents) with Built-In Flow Control		\$701.00
M7684	③ FD Valve (Float Detent Postion) with Built-In Flow Control		\$710.00
REMOTE VALVE LEVER KITS FOR DELUXE VALVES			
M7685	③ 1st Position Lever Kit (For M7683 or M7684 Valves)	15	\$396.00
M7628	③ 2nd Position Lever Kit (For M7683 or M7684 Valves)	10	\$109.00
M7629	3rd Position Lever Kit (For M7683 or M7684 Valves)	10	\$217.00
M7686	4th Position Lever Kit (For M7683 or M7684 Valves)	10	\$217.00
CREEP SPEED KIT			
M9127	One kit, cassette type. Requires dealer installation.	43	\$966.00
3 PT HITCH LIFT ASSIST KIT			
M9122	High Capacity Lift Cylinders 9,447 lbs. lift capacity	84	\$1,000.00
FLAT DRAWBAR			
3F440-89120	Flat Drawbar (Optional)	(Order from Parts Department)	
DRAWBAR CLEVIS			
M9217	Clevis	10	\$221.00
WIDE AXLE KIT			
M9783	80" Tread Kit To Convert Front Axle to 80" Tread Width. Not approved for Loader applications.	102	\$1,267.00
FUEL TANK GUARD KIT			
M9123	Heavy Duty Metal Fuel Tank Guard Kit	10	\$302.00
REMOTE FENDER SWITCH KIT			
M9237	Right side fender switch for three point hitch Includes switch, wire harness, and instructions	3	\$45.00

- ① Standard valve models, maximum 3 remotes with the flow control with (M9585, M9595).
- ② The M9595 Flow Control Valve can be added to standard SCD Valve alone or with another M7610 to provide valve to 3-pt hitch simultaneous operation. The M9595 functions with the SCD valve; however, if a 2nd float valve is required on the third valve, the M9281 Valve can be used. NOTE: When additional power is required during use of M9296A Flow Control Valve, this requires M9287 mounted below M9595 Flow Control, use valve on top of M9595 for controlled flow, M9287 has power from balance of oil returned from M9595 Flow Control.
- ③ Standard Valve models, upgrading to Deluxe Valves with built-in flow control, when upgrading the standard type valves to the deluxe valves with built-in flow control the 1st and 2nd lever kits must be replaced as well with M7685 and M7628 lever kits for deluxe valves.

M135GXDTC / GXDTC-F / GXDTSC

ORDER CODE	DESCRIPTION	APPROX. SHIP WT.	SUGGESTED LIST PRICE
FRONT FENDER KIT (Rigid Type)			
M9297A*	Plastic Fender Kit (Includes 2 Fenders) Requires M9298A Bracket Kit	30	\$106.00
M9298A*	Fender Mounting Kit Includes brackets, hardware and instructions.	92	\$411.00
FRONT FENDER KIT (Swivel Type)			
M9290	Fender Mounting Kit, (Requires M9208 or M9209) Includes brackets, hardware and instructions.	56	\$820.00
M9208	Plastic Fenders (Includes 2 Fenders) 14.9" wide Use with 12.4, 13.6, or 14.9 size 24" front tires	10	\$110.00
M9209	Plastic Fenders (Includes 2 Fenders) 17.3" wide Use with 480/70R24 (16.9R24) front tire size	12	\$130.00
ENGINE BLOCK HEATER (Order from Parts)			
70000-73274	Block Heater	(Order from Parts Department)	
CAB OPTIONS			
M9229	Mid Mount Work Light Kit (Two Lights) Each light mounts to Cab grab handle.	10	\$145.00
M1352	Rear Mount Work Light Kit (Two Lights)		\$159.00
E9299A	AM/FM Radio with MP3 Port and 7-Channel Weather Band.	4	\$310.00
M9118	Rear Defogger Kit		\$389.00
E9276B	①② AM/FM Radio CD/MP3 Player with 7-Channel Weather Band.	4	\$440.00
M9121	Instructor Seat w/Seat Belt Dealer Installed approximately 90 minutes installation time	30	\$464.00
77700-01098	12V/3-Pin 30 Amp Coupler Pigtail, 12" Long	(Order from Parts Department)	
GRILLE GUARD			
M1524	Grille Guard (Loader and non-loader applications)	61	\$278.00

* Subject to availability.

① Mounting bracket is shipped with the tractor in the cab. The cover plate that is removed becomes the radio cover plate by removing the plastic center piece.

② Radios have a 2-year warranty.

M135GXDTC / GXDTC-F / GXDTSC

ORDER CODE	DESCRIPTION	APPROX. SHIP WT.	SUGGESTED LIST PRICE
REPLACEMENT CAB			
M7067	Replacement Cab - Field installation required. AC-heat system, roof, lights, electrical harness, controls, headliner are included. Note: Some components from old cab need to be installed into new cab, i.e., steering wheel, seat, dash, floor mat, etc.	TBA	TBA
FRONT WEIGHTS AND BRACKETS, AND BOLT KITS			
M8071	One Weight Requires M9265 Bracket and M9275 Bolt Kit. Maximum 12 Weights.	105	\$85.00
M9275	Bolt / Bar Kit-Wt.	25	\$52.00
M9126	Weight Bracket includes Bolt Kit	98	\$420.00
REAR WHEEL WEIGHTS AND BOLT KIT (You must order both items.)			
M8126A	①③ Rear Wheel Weights, set of 2 (164 lbs. each) Requires M8119B Bolt Kit.	320	\$298.00
M8119B	Bolt Kit for 1st set M8126A Wts on Cast Iron Wheels.	8	\$27.00
M8127B	② Bolt Kit for Dish Wheels. Also for 2nd and 3rd set of M8126A weights on Steel Dish, and 2nd set on cast disc.	3	\$20.00

① Maximum 3 weights per wheel on steel disc, maximum 2 sets on cast iron disc wheels.

② M8127B Bolt Kit is required to add the 2nd or 3rd set of M8126A weights. Requires one M8127B per M8126A weight set.

③ Will not fit AMR8989 PAVT wheels.

M100XDTC

*** EQUIPMENT IN STANDARD MACHINE ***

DIESEL ENGINE

Model # V3800-CRS Common Rail
Electronic Fuel Injection
Electronic Governor Control
Turbocharged
w/Wastegate and Intercooled
4 Cyl. 230 cu. in.
+ 97.7 Net Eng. HP
+ 85 PTO HP
@ 2600 Eng. rpm
EPA Tier III Emission Certified
12V 900 CCA Battery
Charging Output 80 amps

HYDRAULICS / HITCH / DRAWBAR

Open Center Gear Type
17.2 gpm Power Steering
18.1 gpm @ 2844 psi
Remotes / 3 Pt. Hitch
35.3 gpm Total
Electronic Position, Draft and Mix Control
2 Remote Valves
(1) SCD (Self Canceling Detent)
(1) FD (Float Detent)
Cat II 3-point Hitch
At lift Points 5809 lbs.
24" Behind 5203 lbs.
Telescoping Lower Links
Stabilizers
Heavy Duty Swinging Drawbar

FRONT AXLE

Hydrostatic Power Steering
4WD: Bevel Gear
Cast Iron
Adj. (Rim) Tread Spacing
Bi-Speed Turn, Standard
Planetary Final Drives
4WD automatic braking from 2WD
with both brakes applied

+ Manufacturer estimate.

DRIVE TRAIN / Intelli-Shift

Intelli-Shift (8-Speed Dual Range
Powershift with auto mode)
16F/16R Speeds
Electro-Hydraulic Shuttle Shift
Electro-Hydraulic Front and Rear
Diff. Lock
Clutch - Multi Plate Wet
Hydraulic Wet Disc Brakes
Planetary Final Drives
4WD Front & Rear Axles

FLUID CAPACITY

Fuel Tank (Cab) 50.2 gal.
Cooling System 9.5 qts.
Crankcase 11.1 qts.
Transmission and
Hydraulics 15.8 gal.
Front Axle 11.1 qts.

INSTRUMENTS

LCD readout for MPH and PTO rpm
Tachometer/Hour meter
Oil Pressure
Fuel Gauge
Coolant Temperature
Gear Speed Digital Light Indicator
Digital Light Indicator F/R Direction

POWER TAKE OFF (540/1000)

Live-Independent Hyd. PTO
Two shafts
SAE 1 3/8" Six Spline
540 rpm @ 2205 Eng. rpm
SAE 1 3/8" Twenty-One Spline
1000 rpm @ 2389 Eng. rpm

LIGHTING

2 Headlights - Tail lights
4 Hazard Flasher Lights with Turn
Signals
4 Front Cab Halogen Worklights
2 Rear Halogen Worklights

SAFETY EQUIPMENT

Flip-Up PTO Shield
Safety Start Switches
Electric Key Shut Off
Parking Brake
Turn Signals
SMV Sign
7-Pin Electrical Trailer Connector

CAB (Quiet)

Integral Factory ROPS Certified
Flat Deck
2 Doors, Frameless all glass
Tilt Steering Wheel
Grammer Deluxe Air Ride Seat
with tilt back, swivel, and armrests
Retractable Seat Belt
Tinted Glass
Dual Level Air Conditioning & Heater
Front Wiper w/Washer - 2 Speed
Rear Wiper w/Washer - 1 Speed
Rear View Mirror
Left and Right Side Exterior Mirrors
Radio Ready, includes 2-speakers,
antenna and wiring harness
Steps, Left and Right Side
Tinted Glass
Interior Dome Light
12V - 30-Amp 2 Wire Coupler
12V - 3 Pin 30-Amp Coupler
Cigarette Lighter
Amber Spot Light for Right Hand
Console - Night Operation
Hard Mount location right center post
Sun Visor
Cup Holder
Ashtray
Horn

TIRES AND WHEELS

Front 12.4R24 Radial
Rear 18.4R30 Radial/Cast Iron

ORDER CODE	DESCRIPTION	APPROX. SHIP WT.	SUGGESTED LIST PRICE
---------------	-------------	---------------------	-------------------------

*** STANDARD MACHINE WITH STANDARD TIRES ***

M100XDTC	* 4WD Farm Tractor w/Factory Cab (A/C)	8863	\$58,170.00
----------	--	------	-------------

* Subject to availability.

M100XDTC

M100XDTC		Price with Tire Option		
TIRES AND WHEELS (priced per piece)				
ORDER CODE	DESCRIPTION	APPROX. SHIP WT.	SUGG. LIST PRICE	SUGG. LIST
AMR8557**	F-TIRE 12.4R24 R1 Titan Hi Trac Lug WAF	220	\$ 738.00	\$ 58,170.00
AMR8514A**	R-TIRE 18.4R30 R1 Titan Hi Pwr Lug Cast	699	\$ 1,967.00	
AMR8556A	F-TIRE 12.4-24 R1 Ttn TruGrip Lug TL WAF	187	\$ 620.00	\$ 57,466.00
AMR8518A	R-TIRE 18.4R30 R1 Ttn Hi Pwr Lug TT Cst	649	\$ 1,733.00	
AMR8557	F-TIRE 12.4R24 R1 Titan Hi Trac Lug WAF	220	\$ 738.00	\$ 57,232.00
AMR8531	R-TIRE 18.4R30 R1 Titan Hi Trac Lug STL	429	\$ 1,498.00	
AMR8558C	F-TIRE 13.6-24 R1 Dyna Torque II TL WAF	206	\$ 699.00	\$ 57,808.00
AMR9246C	R-TIRE 18.4-34 R1 F-Stone(SAT)II CRC Cst	1000	\$ 1,825.00	
AMR8559	F-TIRE 13.6R24 R1 Titan Hi Trac Lug WAF	232	\$ 994.00	\$ 58,870.00
AMR9256B	R-TIRE 18.4R34 R1 Titan Hi Trac Lug Cast	1071	\$ 2,061.00	
AMR8558C	F-TIRE 13.6-24 R1 Dyna Torque II TL WAF	206	\$ 699.00	\$ 56,866.00
AMR9244C	R-TIRE 18.4-34 R1 Firestone (SAT)II CRC	432	\$ 1,354.00	
AMR8559	F-TIRE 13.6R24 R1 Titan Hi Trac Lug WAF	232	\$ 994.00	\$ 57,930.00
AMR9254B	R-TIRE 18.4R34 R1 AG Steel Radial AA	504	\$ 1,591.00	
AMR8556A	F-TIRE 12.4-24 R1 Ttn TruGrip Lug TL WAF	187	\$ 620.00	\$ 56,474.00
AMR9257	R-TIRE 16.9-34 R1 Trac Fild & Rd -4" off	343	\$ 1,237.00	
AMR8556A	F-TIRE 12.4-24 R1 Ttn TruGrip Lug TL WAF	187	\$ 620.00	\$ 57,418.00
AMR9258	R-TIRE 16.9-34 R1 Trac Field & Rd Cast	910	\$ 1,709.00	

** Standard tires.

M100XDTC

ORDER CODE	DESCRIPTION	APPROX. SHIP WT.	SUGGESTED LIST PRICE
WIDE ROW FRONT AXLE KIT			
M9282	80" Wide row Front Axle Kit Not approved for loader applications.	102	\$1,224.00
BLOCK HEATER			
70000-73274	Block Heater	(Order from Parts Department)	
GRILLE GUARD			
M1522	Grille Guard (loader and non-loader application)	50	\$278.00
HYDRAULIC VALVES			
M9284	SCD Valve (Self Canceling Detent) Requires Lever Kit M9232 for 3 rd position and M9233 for 4 th position	15	\$505.00
M9281	FD Valve (Float Detent Position) Requires Lever Kit M9232 for 3 rd position and M9233 for 4 th position	10	\$505.00
M9287	① SCD Valve (Self Canceling Detent) for Valve to Valve operation with M9296A Flow Control Valve	9	\$505.00
FLOW CONTROL VALVE			
M9296A	①② Flow Control for Valve and 3-Point hitch simultaneous operation. Use with standard SCD Valve, or with M9287 SCD Valve on bottom.	15	\$779.00
REMOTE VALVE LEVER KITS			
M9232	3rd Position Lever Kit	3	\$385.00
M9233	4th Position Lever Kit	10	\$385.00
3PT LIFT ASSIST KIT			
M9234	Dual Lift Assist Cylinder Kit Provides 9,447 Lbs. lift capacity	84	\$1,000.00
CREEP SPEED KIT			
M9293B	One kit, Cassette type Requires dealer installation.	43	\$743.00

① Maximum 3 remotes with the flow control valve option.

② The M9296A Flow Control Valve can be added to standard SCD Valve alone or with another M9284 to provide valve to 3 Point Hitch simultaneous operation. The M9296A functions with the SCD valve; however, if a 2nd float valve is required on the third valve, the M9281 Valve can be used. NOTE: When additional power is required during use of M9296A Flow Control Valve, this requires M9287 mounted below M9296A Flow Control, use valve on top of M9296A for controlled flow, M9287 has power from balance of oil returned from M9296A Flow Control.

M100XDTC

ORDER CODE	DESCRIPTION	APPROX. SHIP WT.	SUGGESTED LIST PRICE
OPTIONAL EQUIPMENT			
DRAWBAR CLEVIS			
M9217	Drawbar Clevis for M9227 Drop Drawbar	10	\$221.00
DROP DRAWBAR			
M9227	Drop Drawbar	55	\$200.00
FUEL TANK GUARD KIT			
M9235	Heavy Duty Metal Fuel Tank Guard Kit	10	\$302.00
REMOTE FENDER SWITCH			
M9237	Right hand fender switch for three point hitch	3	\$45.00
CAB OPTIONS			
M9218	Rear Window Defogger Kit	25	\$289.00
M9226	Mid Mount Work Light Kit (Two Lights)	10	\$145.00
E9299A	AM/FM Radio with MP3 Port and 7-Channel Weather Band.	4	\$310.00
E9276B	①② AM/FM Radio CD/MP3 Player with 7-Channel Weather Band.	4	\$440.00
M9220	Instructor Seat w/Seat belt Dealer installation time approximately 90 minutes	30	\$394.00
77700-03514	Monitor Bracket, Universal Type	(Order from Parts Department)	
77700-01098	12V / 3-Pin 30 Amp Coupler Pigtail, 12" Long	(Order from Parts Department)	
SNOW GUARD SNORKEL			
3A752-19390	Air Cleaner rain/snow guard snorkel (requires 36960-744472 clamp)	(Order from Parts Department)	
36960-74472	Clamp	(Order from Parts Department)	
FRONT FENDER KIT (Swivel Type)			
M9290	Fender Mounting Kit, (Requires M9209) Includes brackets, hardware and instructions.	56	\$820.00
M9208	Plastic Fenders (Includes 2 Fenders) 14.9" wide Use with AMR8556 12.4-24, AMR8557 12.4R24 front tires AMR8558A 13.6-24 or AMR8559 13.6R24 font tires	10	\$110.00
REPLACEMENT CAB			
M7047	Replacement Cab - Field installation required. Attachment system, lights, electrical harness, glass, control levers, roof and headliner, dash tower, steering column, and pedals are included. Note: Transfer components from old cab as needed	1000	\$13,352.00

- ① Mounting bracket is shipped with the tractor in the cab, black pouch. The beige colored plastic cover plate that is removed becomes the radio cover ring, just remove the plastic center cover piece, and reinstall the beige cover ring.
- ② Radios have a 2-year warranty.

M100XDTC

ORDER CODE	DESCRIPTION	APPROX. SHIP WT.	SUGGESTED LIST PRICE
---------------	-------------	---------------------	-------------------------

OPTIONAL EQUIPMENT

FRONT WEIGHTS AND BOLT KITS

M8071	Suitcase Weight (105 lbs. Each) Requires M9275 Bolt/Bar Kit. Maximum of 12 Weights.	105	\$85.00
M9275	Bolt/Bar Kit - Weight(s) One Bolt/Bar Kit per 1-12 M8071 Weights	5	\$52.00

REAR WHEEL WEIGHTS AND BOLT KIT (You must order both items.)

M8126A	① Rear Wheel Weights, set of 2 (164 lbs. each) Requires M8119B Bolt Kit.	320	\$298.00
M8119B	Bolt Kit for 1st set M8126A wts. on Cast Iron Wheels.	3	\$27.00
LM8125A	Bolt Kit for 1st set of M8126A on Steel Dish	5	\$67.00
M8127B	② Bolt Kit for 2nd and 3rd sets of M8126A weights on both 30" Cast and Steel Dish, or 2nd M8126A weights on 34" Cast Dish.	3	\$20.00

① Maximum 3 weights per wheel on steel disk, maximum 2 sets on cast iron disk wheels.

② M8127B Bolt Kit is required to add the 2nd or 3rd set of M8126A weights. Requires one M8127B per M8126A weight set.

M110XDTC

*** EQUIPMENT IN STANDARD MACHINE ***

DIESEL ENGINE

Model # V3800-CRS Common Rail
Electronic Fuel Injection
Electronic Governor Control
Turbocharged
w/Wastegate and Intercooled
4 Cyl. 230 cu. in.
+ 107.5 Net Eng. HP
+ 95 PTO HP
@ 2600 Eng. rpm
EPA Tier III Emission Certified
12V 900 CCA Battery
Charging Output 80 amps

HYDRAULICS / HITCH / DRAWBAR

Open Center Gear Type
17.2 gpm Power Steering
18.1 gpm @ 2844 psi
Remotes / 3 Pt. Hitch
35.3 gpm Total
Electronic Position, Draft and Mix Control
2 Remote Valves
(1) SCD (Self Canceling Detent)
(1) FD (Float Detent)
Cat II 3-point Hitch
At lift Points 5809 lbs.
24" Behind 5203 lbs.
Telescoping Lower Links
Stabilizers
Heavy Duty Swinging Drawbar

FRONT AXLE

Hydrostatic Power Steering
4WD: Bevel Gear
Cast Iron
Adj. (Rim) Tread Spacing
Bi-Speed Turn, Standard
Planetary Final Drives
4WD automatic braking from 2WD
with both brakes applied

+ Manufacturer estimate.

DRIVE TRAIN / Intelli-Shift

Intelli-Shift (8-Speed Dual Range Powershift with auto mode)
16F/16R Speeds
Electro-Hydraulic Shuttle Shift
Electro-Hydraulic Front and Rear Diff. Lock
Clutch - Multi Plate Wet
Hydraulic Wet Disc Brakes
Planetary Final Drives
4WD Front & Rear Axles

FLUID CAPACITY

Fuel Tank (Cab) 50.2 gal.
Cooling System 9.5 qts.
Crankcase 11.1 qts.
Transmission and Hydraulics 15.8 gal.
Front Axle 11.1 qts.

INSTRUMENTS

LCD readout for MPH and PTO rpm.
Tachometer/Hour meter
Oil Pressure
Fuel Gauge
Coolant Temperature
Gear Speed Digital Light Indicator
Digital Light Indicator F/R Direction

POWER TAKE OFF (540/1000)

Live-Independent Hyd. PTO
Two shafts
SAE 1 3/8" Six Spline
540 rpm @ 2205 Eng. rpm
SAE 1 3/8" Twenty-One Spline
1000 rpm @ 2389 Eng. rpm

LIGHTING

2 Headlights - Tail lights
4 Hazard Flasher Lights with Turn Signals
4 Front Cab Halogen Worklights
2 Rear Halogen Worklights

SAFETY EQUIPMENT

Flip-Up PTO Shield
Safety Start Switches
Electric Key Shut Off
Parking Brake
Turn Signals
SMV Sign
7-Pin Electrical Trailer Connector

CAB (Quiet)

Integral Factory ROPS Certified
Flat Deck
2 Doors, Frameless all glass
Tilt Steering Wheel
Grammer Deluxe Air Ride Seat with tilt back, swivel, and armrests
Retractable Seat Belt
Tinted Glass
Dual Level Air Conditioning & Heater
Front Wiper w/Washer - 2 Speed
Rear Wiper w/Washer - 1 Speed
Rear View Mirror
Left and Right Side Exterior Mirrors
Radio Ready, includes 2-speakers, antenna and wiring harness
Steps, Left and Right Side
Tinted Glass
Interior Dome Light
12V - 30 Amp 2 Wire Coupler
12V - 3 Pin 30-Amp Coupler
Cigarette Lighter
Amber Spot Light for Right Hand Console - Night Operation
Hard Mount location right center post
Sun Visor
Cup Holder
Ashtray
Horn

TIRES AND WHEELS

Front 1 3.6R24 Radial
Rear 18.4R34 Radial/Cast Iron

ORDER CODE	DESCRIPTION	APPROX. SHIP WT.	SUGGESTED LIST PRICE
*** STANDARD MACHINE WITH STANDARD TIRES ***			
M110XDTC*	4WD Farm Tractor w/Factory Cab (A/C)	9050	\$62,860.00

* Subject to availability.

M110XDTC

M110XDTC		Price with Tire Option		
TIRES AND WHEELS (priced per piece)				
ORDER CODE	DESCRIPTION	APPROX. SHIP WT.	SUGG. LIST PRICE	SUGG. LIST
AMR8559**	F-TIRE 13.6R24 R1 Titan Hi Trac Lug WAF	232	\$ 994.00	\$ 62,860.00
AMR9256B**	① R-TIRE 18.4R34 R1 Titan Hi Trac Lug Cast	1071	\$ 2,061.00	
AMR8559	② F-TIRE 13.6R24 R1 Titan Hi Trac Lug WAF	232	\$ 994.00	\$ 61,920.00
AMR9254B	R-TIRE 18.4R34 R1 AG Steel Radial AA	504	\$ 1,591.00	
AMR8558C	F-TIRE 13.6-24 R1 Dyna Torque II TL WAF	206	\$ 699.00	\$ 60,856.00
AMR9244	R-TIRE 18.4-34 R1 AG Steel Bias DA	432	\$ 1,354.00	
AMR8558C	F-TIRE 13.6-24 R1 Dyna Torque II TL WAF	206	\$ 699.00	\$ 61,798.00
AMR9246C	① R-TIRE 18.4-34 R1 F-Stone(SAT)II CRC Cst	1000	\$ 1,825.00	
AMR8556A	F-TIRE 12.4-24 R1 Ttn TruGrip Lug TL WAF	187	\$ 620.00	\$ 60,464.00
AMR9257	R-TIRE 16.9-34 R1 Trac Fild & Rd -4" off	343	\$ 1,237.00	
AMR8556A	F-TIRE 12.4-24 R1 Ttn TruGrip Lug TL WAF	187	\$ 620.00	\$ 61,408.00
AMR9258	① R-TIRE 16.9-34 R1 Trac Field & Rd Cast	910	\$ 1,709.00	
AMR8557	F-TIRE 12.4R24 R1 Titan Hi Trac Lug WAF	220	\$ 738.00	\$ 61,222.00
AMR8531	R-TIRE 18.4R30 R1 Titan Hi Trac Lug STL	429	\$ 1,498.00	
AMR8557	F-TIRE 12.4R24 R1 Titan Hi Trac Lug WAF	220	\$ 738.00	\$ 62,160.00
AMR8514A	R-TIRE 18.4R30 R1 Titan Hi Pwr Lug Cast	699	\$ 1,967.00	

** Standard tires.

① Recommended for loader applications, increases base weight by approximately 600 lbs.

② Upgrade to this tire option for heavy road or field applications.

M110XDTC

ORDER CODE	DESCRIPTION	APPROX. SHIP WT.	SUGGESTED LIST PRICE
WIDE ROW FRONT AXLE KIT			
M9282	80" 4WD Wide Row Front Axle Kit NOT approved for loader application.	102	\$1,224.00
BLOCK HEATER (Order from Parts)			
	70000-73274 Block Heater	(Order from Parts Department)	
GRILLE GUARD			
M1522	Grille Guard (Loader and non-loader applications)	61	\$278.00
HYDRAULIC VALVES			
M9284	SCD Valve (Self Canceling Detents) Requires Lever Kit M9232 for 3rd position and M9233 for 4th position.	15	\$505.00
M9281	FD Valve (Float Position) Requires Lever Kit M9232 for 3rd position and M9233 for 4th position.	10	\$505.00
M9287	① SCD (Self Canceling Detents) Valve for Valve to Valve operation with M9296A Flow Control Valve.	15	\$505.00
REMOTE VALVE LEVER KITS			
M9232	3rd Position Lever Kit	3	\$385.00
M9233	4th Position Lever Kit	10	\$385.00
FLOW CONTROL VALVE			
M9296A	①② Flow Control Valve for Valve and 3-Pt. simultaneous operation, use with standard SCD Valve, or with M9287 SCD Valve on bottom.	15	\$779.00
3PT HITCH LIFT ASSIST KIT			
M9234	Dual Lift Assist Cylinder Kit option Provides 9447 lbs. lift capacity	84	\$1,000.00
CREEP SPEED KIT			
M9293B	One kit, Cassette type. Requires dealer installation.	43	\$743.00

① Maximum 3 remotes with the flow control options.

② The M9296A Flow Control Valve can be added to standard SCD Valve alone or with another M9284 to provide valve to 3-pt hitch simultaneous operation. The M9296A functions with the SCD valve; however, if a 2nd float valve is required on the third valve, the M9281 Valve can be used. NOTE: When additional power is required during use of M9296A Flow Control Valve, this requires M9287 mounted below M9296A Flow Control, use valve on top of M9296A for controlled flow, M9287 has power from balance of oil returned from M9296A Flow Control.

M110XDTC

ORDER CODE	DESCRIPTION	APPROX. SHIP WT.	SUGGESTED LIST PRICE
OPTIONAL EQUIPMENT			
DRAWBAR CLEVIS			
M9289	Drawbar Clevis for standard, flat Drawbar	13	\$221.00
M9217	Drawbar Clevis for M9227 Drop Drawbar	10	\$221.00
DROP DRAWBAR			
M9227	Drop Drawbar	55	\$200.00
FUEL TANK GUARD KIT			
M9235	Heavy Duty Metal Fuel Tank Guard Kit	10	\$302.00
REMOTE FENDER SWITCH			
M9237	Right hand fender switch for three point hitch	3	\$45.00
CAB OPTIONS			
M9218	Rear Window Defogger Kit	25	\$289.00
M9226	Mid Mount Work Light Kit (Two Lights) Each light mounts to Cab grab handle.	10	\$145.00
E9299A	AM/FM Radio with MP3 Port and 7-Channel Weather Band.	4	\$310.00
E9276B	①② AM/FM Radio CD/MP3 Player with 7-Channel Weather Band.	4	\$440.00
M9220	Instructor Seat w/Seat Belt Dealer Installed approximately 90 minutes installations time	30	\$394.00
77700-01098	12V / 3-Pin 30 Amp Coupler Pigtail, 12" Long	(Order from Parts Department)	
77700-03514	Monitor Bracket, Universal Type	(Order from Parts Department)	
SNOW GUARD SNORKEL			
3A752-19390	Air Cleaner rain/snow guard snorkel (requires 36960-744472 clamp)	(Order from Parts Department)	
36960-744472	Clamp	(Order from Parts Department)	
FRONT FENDER KIT (Swivel Type)			
M9290	Fender Mounting Kit, (Requires M9209) Includes brackets, hardware and instructions.	56	\$820.00
M9208	Plastic Fenders (Includes 2 Fenders) 14.9" wide Use with AMR8556 12.4-24, AMR8557 12.4R24 front tires AMR8558A 13.6-24 or AMR8559 13.6R24 font tires	10	\$110.00
M7047	Replacement Cab - Field installation required. Attachment system, lights, electrical harness, glass, control levers, roof and headliner, dash tower, steering column, and pedals are included. Note: Some components from old cab need to be installed into new cab, i.e., steering wheel, seat, dash, floor mat, floor pan.	1000	\$13,352.00

① Mounting bracket is shipped with the tractor in the cab. The beige colored plastic cover plate that is removed becomes the radio cover ring, just remove the plastic center cover piece, and reinstall the beige cover ring.

② Radios have a 2-year warranty.

M110XDTC

ORDER CODE	DESCRIPTION	APPROX. SHIP WT.	SUGGESTED LIST PRICE
---------------	-------------	---------------------	-------------------------

FRONT WEIGHTS AND BOLT KITS

M8071	Suitcase Weight (105 lbs. Each) Requires M9275 Bolt/Bar Kit. Maximum of 12 Weights.	105	\$85.00
M9275	Bolt/Bar Kit - Weight(s) One Bolt/Bar Kit per 1-10 M8071 Weights	25	\$52.00

REAR WHEEL WEIGHTS AND BOLT KIT (You `must order both items.)

M8126A	① Rear Wheel Weights, set of 2 (164 lbs. each) Requires M8119B or M8127B Bolt Kits.	320	\$298.00
M8119B	Bolt Kit for 1st set M8126A Wts on Cast Iron Wheels.	8	\$27.00
LM8125A	Bolt Kit for 1st set of M8126A on Steel Dish	5	\$67.00
M8127B	② Bolt Kit for 2nd and 3rd sets of M8126A weights on Steel Dish, and 2nd set on cast disc.	3	\$20.00

① Maximum 3 weights per wheel on steel disc, maximum 2 sets on cast iron disc wheels.

② M8127B Bolt Kit is required to add the 2nd or 3rd set of M8126A weights. Requires one M8127B per M8126A weight set.

This page intentionally left blank.

M126XDTC

Not available in Nebraska

*** EQUIPMENT IN STANDARD MACHINE ***

DIESEL ENGINE

Model # V6108 CRS
Common Rail Electronic Fuel Injection
Electronic Governor
4 Cyl., 374 cu. in. Turbocharged
w/Wastegate and Intercooled
+ 125.0 Eng. HP
+ 108.0 PTO HP
@ 2200 Eng. rpm
Super Pre-Heat Starting
Charging Output 80 Amps
Hand and Foot Throttle

HYDRAULICS / HITCH / DRAWBAR

Open Center — Gear Type
15.3 gpm Power Steering
20.4 gpm Remotes / 3 Pt.
35.7 gpm Total
Electronic Position, Draft and Mix
Control
Cat. II 3-pt. Hitch
At lift Points 5809 lbs.
24" Behind 5203 lbs.
Telescoping Lower Links
Stabilizers
2 Remote Valves
1-SCD (Self Canceling Detent)
1 -FD (Float Detent)
Heavy Duty Swinging Drop Drawbar

FRONT AXLE

Hydrostatic Power Steering
4WD: Bevel Gear
Cast Iron
Adj. (Rim) Tread Spacing
Bi-Speed Turn, Standard
4WD automatic braking from 2WD
with both brakes applied

+ Manufacturer estimate.

DRIVE TRAIN / Intelli-Shift

Intelli-Shift (8-Speed Dual Range
Powershift with auto mode)
16F x R16R Speeds
Electro-Hydraulic Shuttle Shift
Electro-Hydraulic Front & Rear
Diff. Locks
Clutch — Multi Plate Wet
Hydraulic Wet Disc Brakes
Hydrostatic Power Steering
Planetary Final Drives
4WD Front and Rear Axles

FLUID CAPACITY

Fuel Tank	50.2 gal.
Cooling System	15.9 qts.
Crankcase	15.4 qts.
Transmission and Hydraulics	15.8 gal.
Front Axle	17.5 qts.

INSTRUMENTS

Tachometer/Hour Meter
Oil Pressure
Fuel Level
Coolant Temperature
Gear Speed Digital Light Indicator
Digital Light Indicator
F/R for Direction

POWER TAKE OFF (540/1000)

Live Independent Hyd. Rear PTO
Two Shafts SAE 13/8" Six Spline
540 rpm PTO @ 1994 Eng. rpm
1000 rpm PTO @ 2050 Eng. rpm
SAE Twenty-One Spline Shaft

LIGHTING

2 Headlights — Tail Lights
4 Hazard Flashers with Turn
Signals
4 Front CAB Halogen Worklights
2 Rear Halogen Worklights

SAFETY EQUIPMENT

Flip-up PTO Shield
Safety Start Switches
Electric Key Shut Off
Parking Brake
Turn Signals
SMV Sign
Wide Anti-Slip Steps
7-Pin Electrical Trailer Connector

CAB (Quiet)

Integral Factory ROPS Certified
Flat Deck
2 Doors, Frameless, All Glass
Tilt Steering Wheel
Grammer Deluxe Air Ride Seat /
Reclining with Swivel and Armrests
Retractable Seat Belt
Dual Level Air Conditioning and Heater
Front Wiper w/Washer - Two Speed
Rear Wiper w/Washer - One Speed
Rear View Mirror
Left and Right Side Exterior Mirrors
Radio Ready (speakers, antenna,
wiring harness)
Steps, Left and Right Side
Tinted Glass
Interior Dome Light
12V- 30 Amp 2 Wire Coupler
1 2V - 3 Pin 30-Amp Coupler
Cigarette Lighter
Amber Spotlight for Right Hand
Console - Night Operation
Cup Holder
Sun Visor
Hard Mount location right center post
Ashtray
Horn

TIRES AND WHEELS

Front — 14.9R24 Radial
Rear — 18.4R38 Radial Cast Iron

ORDER CODE	DESCRIPTION	APPROX. SHIP WT.	SUGGESTED LIST PRICE
---------------	-------------	---------------------	-------------------------

*** STANDARD MACHINE WITH STANDARD TIRES ***

M126XDTC*	4WD Farm Tractor w/Factory Cab (A/C)	10141	\$69,102.00
-----------	--------------------------------------	-------	-------------

* Subject to availability.

M126XDTC

M126XDTC		Price with Tire Option		
TIRES AND WHEELS (priced per piece)				
ORDER CODE	DESCRIPTION	APPROX. SHIP WT.	SUGG. LIST PRICE	SUGG. LIST
AMR8560**	F-TIRE 14.9R24 R1 Titan Hi Trac Lug WAF	238	\$ 1,068.00	\$ 69,102.00
AMR8571**	R-TIRE 18.4R38 R1 Titan Hi Trac Lug Cast	924	\$ 2,265.00	
AMR8560	F-TIRE 14.9R24 R1 Titan Hi Trac Lug WAF	238	\$ 1,068.00	\$ 69,352.00
AMR8989	R-TIRE 480/80R38 R1 HiTrac Lug PAVT Cast	1015	\$ 2,390.00	
AMR8547	F-TIRE 420/70R24 Gdyr R1W Optitrac DT812	220	\$ 1,260.00	\$ 70,514.00
AMR9225	R-TIRE 520/70R38 R1W OptracDT812 CastRC	504	\$ 2,779.00	
AMR8558C	F-TIRE 13.6-24 R1 Dyna Torque II TL WAF	206	\$ 699.00	\$ 67,838.00
AMR8512	R-TIRE 16.9-38 R1 Ttn Hi TracLug TT Cast	768	\$ 2,002.00	

** Standard tires.

M126XDTC

ORDER CODE	DESCRIPTION	APPROX. SHIP WT.	SUGGESTED LIST PRICE
HYDRAULIC VALVES			
M9284	SCD Valve (Self Canceling Detents) Requires Lever Kit M9232 for 3rd position and M9233 for 4th position.	15	\$505.00
M9281	FD Valve (Float Position) Requires Lever Kit M9232 for 3rd position and M9233 for 4th position.	10	\$505.00
M9287	① SCD (Self Canceling Detents) Valve for Valve to Valve operation with M9296A Flow Control Valve.	15	\$505.00
FLOW CONTROL VALVE			
M9296A	①② Flow Control Valve for Valve and 3-Pt. simultaneous operation, use with standard SCD Valve, or with M9287 SCD Valve on bottom.	15	\$779.00
REMOTE VALVE LEVER KITS			
M9232	3rd Position Lever Kit	3	\$385.00
M9233	4th Position Lever Kit	10	\$385.00
CREEP SPEED KIT			
M9293B	One kit, cassette type. Requires dealer installation.	43	\$743.00
3 PT HITCH LIFT ASSIST KIT			
M9234	Dual lift assist cylinder kit option. Provides 9,447 lbs. lift capacity	84	\$1,000.00
DRAWBAR CLEVIS / FLAT DRAWBAR			
M9217	Clevis	10	\$221.00
3F440-89120	Flat Drawbar		
(Order From Parts Dept)			
WIDE AXLE KIT			
M9682B	80" Tread Kit (M126XDTC) To Convert Front Axle to 80" Tread Width. Not approved for Loader applications.	102	\$1,267.00
FUEL TANK GUARD KIT			
M9235	Heavy Duty Metal Fuel Tank Guard Kit	10	\$302.00
REMOTE FENDER SWITCH KIT			
M9237	Right side fender switch for three point hitch Includes switch, wire harness, and instructions	3	\$45.00

① Maximum 3 remotes with the flow control options.

② The M9296A Flow Control Valve can be added to standard SCD Valve alone or with another M9284 to provide valve to 3-pt hitch simultaneous operation. The M9296A functions with the SCD valve; however, if a 2nd float valve is required on the third valve, the M9281 Valve can be used. NOTE: When additional power is required during use of M9296A Flow Control Valve, this requires M9287 mounted below M9296A Flow Control, use valve on top of M9296A for controlled flow, M9287 has power from balance of oil returned from M9296A Flow Control.

M126XDTC

ORDER CODE	DESCRIPTION	APPROX. SHIP WT.	SUGGESTED LIST PRICE
FRONT FENDER KIT (Rigid Type)			
M9297A*	Fender Kit Requires M9298A Bracket Kit	30	\$106.00
M9298A*	Bracket Kit Includes brackets, hardware and instructions.	92	\$411.00
FRONT FENDER KIT (Swivel Type)			
M9290	Fender Mounting Kit, (Requires M9209) Includes brackets, hardware and instructions.	56	\$820.00
M9208	Plastic Fenders (Includes 2 Fenders) 14.9" wide Use with AMR8558A 13.6-24, AMR8560 14.9R24 front tires	10	\$110.00
M9209	Plastic Fenders (Includes 2 Fenders) 17.3" wide Use with AMR8547 420/70R24	12	\$130.00
ENGINE BLOCK HEATER (Order from Parts)			
70000-73274	Block Heater	(Order from Parts Department)	
CAB OPTIONS			
M9218	Rear Window Defogger Kit	25	\$289.00
M9226	Mid Mount Work Light Kit (Two Lights) Each light mounts to Cab grab handle.	10	\$145.00
E9299A	AM/FM Radio with MP3 Port and 7-Channel Weather Band.	4	\$310.00
E9276B	①② AM/FM Radio CD/MP3 Player with 7-Channel Weather Band.	4	\$440.00
M9220	Instructor Seat w/Seat Belt Dealer Installed approximately 90 minutes installation time	30	\$394.00
77700-01098	12V / 3-Pin 30 Amp Coupler Pigtail, 12" Long	(Order from Parts Department)	
77700-03514	Monitor Bracket, Universal Type	(Order from Parts Department)	
SNOW GUARD SNORKEL KIT			
3P999-00910	Air Cleaner rain/snow guard snorkel	(Order from Parts Department)	
GRILLE GUARD			
M1523	Grille Guard (Loader and non-loader applications)	61	\$278.00

* Subject to availability.

① Mounting bracket is shipped with the tractor in the cab. The cover plate that is removed becomes the radio cover plate by removing the plastic center piece.

② Radios have a 2-year warranty.

M126XDTC

ORDER CODE	DESCRIPTION	APPROX. SHIP WT.	SUGGESTED LIST PRICE
REPLACEMENT CAB			
M7047	Replacement Cab - Field installation required. AC-heat system, roof, lights, electrical harness, controls, headliner are included. Note: Some components from old cab need to be installed into new cab, i.e., steering wheel, seat, dash, floor mat, etc.	1100	\$13,352.00
FRONT WEIGHTS AND BRACKETS, AND BOLT KITS			
M8071	One Weight Requires M9265 Bracket and M9275 Bolt Kit. Maximum 12 Weights.	105	\$85.00
M9275	Bolt / Bar Kit-Wt.	25	\$52.00
M9265	Weight Bracket includes Bolt Kit	207	\$420.00
REAR WHEEL WEIGHTS AND BOLT KIT (You must order both items.)			
M8126A	①③ Rear Wheel Weights, set of 2 (164 lbs. each) Requires M8119B Bolt Kit.	320	\$298.00
M8119B	Bolt Kit for 1st set M8126A Wts on Cast Iron Wheels.	8	\$27.00
M8127B	② Bolt Kit for 2nd and 3rd set of M8126A weights on Steel Dish, and 2nd set on cast disc.	3	\$20.00

- ① Maximum 3 weights per wheel on steel disc, maximum 2 sets on cast iron disc wheels.
- ② M8127B Bolt Kit is required to add the 2nd or 3rd set of M8126A weights. Requires one M8127B per M8126A weight set.
- ③ Will not fit AMR8989 PAVT wheels.

This page intentionally left blank.

M126XDTPC

Not available in Nebraska

*** EQUIPMENT IN STANDARD MACHINE ***

DIESEL ENGINE

Model # V6108 - CRS
Common Rail Electronic Fuel Injection
Electronic Governor Control
4 Cyl., 374 cu. in. Direct Injected
Turbocharged w/Wastegate
+ 125.0 Eng. HP
+ 108.0 PTO HP
@ 2200 Eng. rpm
Super Pre-Heat Starting
Charging Output 80 Amps
Hand and Foot Throttle

HYDRAULICS / HITCH / DRAWBAR

Open Center — Gear Type
15.3 gpm Power Steering
20.4 gpm Remotes / 3 Pt.
35.7 gpm Total
Electronic Position, Draft and Mix Control
Cat. II 3-pt. Hitch
At lift Points 5809 lbs.
24" Behind 5203 lbs.
Telescoping Lower Links
Stabilizers
2 Remote Valves
1-SCD (Self Canceling Detent)
1 -FD (Float Detent)
Heavy Duty Swinging Drop Drawbar

FRONT AXLE

Hydrostatic Power Steering
4WD: Bevel Gear
Cast Iron
Adj. (Rim) Tread Spacing
Bi-Speed Turn, Standard
4WD automatic braking from 2WD
with both brakes applied

+ Manufacturer estimate.

DRIVE TRAIN / Intelli-Shift

Intelli-Shift (8-Speed Dual Range Powershift with auto mode)
16F x R16R Speeds
Electro-Hydraulic Shuttle Shift
Electro-Hydraulic Front & Rear Diff. Locks
Clutch — Multi Plate Wet
Hydraulic Wet Disc Brakes
Hydrostatic Power Steering
Planetary Final Drives
Front Axle
Rear Inverted Gear Box

FLUID CAPACITY

Fuel Tank	50.2 gal.
Cooling System	15.9 qts.
Crankcase	15.4 qts.
Transmission and Hydraulics	15.8 gal.
Front Axle	17.5 qts.

INSTRUMENTS

Tachometer/Hour Meter
Oil Pressure
Fuel Level
Coolant Temperature
Gear Speed Digital Light Indicator
Digital Light Indicator
F/R for Direction

POWER TAKE OFF (540/1000)

Live Independent Hyd. Rear PTO
Two Shafts SAE 13/8" Six Spline
540 rpm PTO @ 1994 Eng. rpm
1000 rpm PTO @ 2050 Eng. rpm
SAE Twenty-One Spline Shaft

LIGHTING

2 Headlights — Tail Lights
4 Hazard Flashers with Turn Signals
4 Front CAB Halogen Worklights
2 Rear Halogen Worklights

SAFETY EQUIPMENT

Flip-up PTO Shield
Safety Start Switches
Electric Key Shut Off
Parking Brake
Turn Signals
SMV Sign
Wide Anti-Slip Steps
7-Pin Electrical Trailer Connector

CAB (Quiet)

Integral Factory ROPS Certified
Flat Deck
2 Doors, Frameless, All Glass
Tilt Steering Wheel
Grammer Deluxe Air Ride Seat / Reclining with Swivel and Armrests
Retractable Seat Belt
Dual Level Air Conditioning and Heater
Front Wiper w/Washer - Two Speed
Rear Wiper w/Washer - One Speed
Rear View Mirror
Left and Right Side Exterior Mirrors
Radio Ready (speakers, antenna, Wiring harness)
Steps, Left and Right Side
Tinted Glass
Interior Dome Light
12V- 30 Amp 2 Wire Coupler
12V - 3 Pin 30-Amp Coupler
Cigarette Lighter
Amber Spotlight for Right Hand Console - Night Operation
Cup Holder
Sun Visor
Hard Mount location right center post
Ashtray
Horn

TIRES AND WHEELS

Front — 14.9R24 Radial
Rear — Power Krawler Track System
Tracks 16.0 in. wide, 70" Center to Center

ORDER CODE	DESCRIPTION	APPROX. SHIP WT.	SUGGESTED LIST PRICE
------------	-------------	------------------	----------------------

*** STANDARD MACHINE WITH STANDARD TIRES ***

M126XDTPC*	4WD Power Krawler Farm Tractor w/Factory Cab (A/C)	11464	\$78,668.00
------------	--	-------	-------------

M126XDTPC*		Price with Tire Option		
TIRES AND WHEELS (priced per piece)				
ORDER CODE	DESCRIPTION	APPROX SHIP WT.	SUGG. LIST PRICE	SUGG. LIST
AMR8560**	F-TIRE 14.9R24 R1 AG Steel Waf Radial AA	238	\$ 1,068.00	\$ 78,668.00

** Standard tires.

* Subject to availability.

M126XDTPC

ORDER CODE	DESCRIPTION	APPROX. SHIP WT.	SUGGESTED LIST PRICE
HYDRAULIC VALVES			
M9284	SCD Valve (Self Canceling Detents) Requires Lever Kit M9232 for 3rd position and M9233 for 4th position.	15	\$505.00
M9281	FD Valve (Float Position) Requires Lever Kit M9232 for 3rd position and M9233 for 4th position.	10	\$505.00
M9287	① SCD (Self Canceling Detents) Valve for <u>Valve to Valve</u> operation with M9296A Flow Control Valve.	15	\$505.00
FLOW CONTROL VALVE			
M9296A	①② Flow Control Valve for Valve and 3-Pt. simultaneous operation, use with standard SCD Valve, or with M9287 SCD Valve on bottom.	15	\$779.00
REMOTE VALVE LEVER KITS			
M9232	3rd Position Lever Kit	3	\$385.00
M9233	4th Position Lever Kit	10	\$385.00
CREEP SPEED KIT			
M9293B	One kit, cassette type. Requires dealer installation.	43	\$743.00
3 PT HITCH LIFT ASSIST KIT			
M9234	Dual lift assist cylinder kit option. Provides 9,447 lbs. lift capacity	84	\$1,000.00
DRAWBAR CLEVIS / FLAT DRAWBAR			
M9217	Clevis	10	\$221.00
3F440-89120	Flat Drawbar	Order From Parts Department	
FUEL TANK GUARD KIT			
M9235	Heavy Duty Metal Fuel Tank Guard Kit	10	\$302.00
REMOTE FENDER SWITCH KIT			
M9237	Right side fender switch for three point hitch Includes switch, wire harness, and instructions	3	\$45.00

① Maximum 3 remotes with the flow control options.

② The M9296A Flow Control Valve can be added to standard SCD Valve alone or with another M9284 to provide valve to 3-pt hitch simultaneous operation. The M9296A functions with the SCD valve; however, if a 2nd float valve is required on the third valve, the M9281 Valve can be used. NOTE: When additional power is required during use of M9296A Flow Control Valve, this requires M9287 mounted below M9296A Flow Control, use valve on top of M9296A for controlled flow, M9287 has power from balance of oil returned from M9296A Flow Control.

M126XDTPC

ORDER CODE	DESCRIPTION	APPROX. SHIP WT.	SUGGESTED LIST PRICE
FRONT FENDER KIT (4WD Models)			
M9297A	Fender Kit Requires M9298A Bracket Kit	30	\$106.00
M9298A	Bracket Kit Includes brackets, hardware and instructions.	92	\$411.00
FRONT FENDER KIT (Swivel Type)			
M9290	Fender Mounting Kit, (Requires M9208 or M9209) Includes brackets, hardware and instructions.	\$ 56.00	\$820.00
M9208	Plastic Fenders (Includes 2 Fenders) 14.9" wide Use with 12.4, 13.6, or 14.9 size 24" front tires	\$ 10.00	\$110.00
ENGINE BLOCK HEATER (Order from Parts)			
70000-73274	Block Heater	(Order from Parts Department)	
CAB OPTIONS			
M9218	Rear Window Defogger Kit	25	\$289.00
M9226	Mid Mount Work Light Kit (Two Lights) Each light mounts to Cab grab handle.	10	\$145.00
E9299A	AM/FM Radio with MP3 Port and 7-Channel Weather Band.	4	\$310.00
E9276B	①② AM/FM Radio CD/MP3 Player with 7-Channel Weather Band.	4	\$440.00
M9220	Instructor Seat w/Seat Belt Dealer Installed approximately 90 minutes installations time	30	\$394.00
77700-01098	12V/3-Pin 30 Amp Coupler Pigtail, 12" Long	(Order from Parts Department)	
77700-03514	Monitor Bracket, Universal Type	(Order from Parts Department)	
GRILLE GUARD			
M1523	Grille Guard (Loader and non-loader applications)	61	\$278.00
SNOW GUARD SNORKEL KIT			
3P999-00910	Air Cleaner rain/snow guard snorkel	(Order from Parts Department)	

- ① Mounting bracket is shipped with the tractor in the cab. The cover plate that is removed becomes the radio cover plate by removing the plastic center piece.
- ② Radios have a 2-year warranty.

M126XDTPC

ORDER CODE	DESCRIPTION	APPROX. SHIP WT.	SUGGESTED LIST PRICE
---------------	-------------	---------------------	-------------------------

REPLACEMENT CAB

M7057	Replacement Cab - Field installation required. AC-heat system, roof, lights, electrical harness, controls, headliner are included. Note: Some components from old cab need to be installed into new cab, i.e., steering wheel, seat, dash, floor mat, etc.		\$13,433.00
-------	--	--	-------------

FRONT WEIGHTS AND BRACKETS, AND BOLT KITS

M8071	One Weight Requires M9265 Bracket and M9275 Bolt Kit. Maximum 12 Weights.	105	\$85.00
M9275	Bolt / Bar Kit-Wt.	25	\$52.00
M9265	Weight Bracket includes Bolt Kit	207	\$420.00

M135XDTC / XDTSC

*** EQUIPMENT IN STANDARD MACHINE ***

DIESEL ENGINE

Model # V6108 - CRS
Common Rail Electronic Fuel Injection
Electronic Governor Control
4 Cyl., 374 cu. in. Direct Injected
Turbocharged w/Wastegate
+ 135.0 Eng. HP
+ 118.0 PTO HP
@ 2200 Eng. rpm
Super Pre-Heat Starting
Charging Output 80 Amps
Hand and Foot Throttle

HYDRAULICS / HITCH / DRAWBAR

Open Center — Gear Type
15.3 gpm Power Steering
20.4 gpm Remotes / 3 Pt.
35.7 gpm Total
Electronic Position, Draft and Mix Control
Cat. II 3-pt. Hitch
At lift Points 5809 lbs.
24" Behind 5203 lbs.
Telescoping Lower Links
Stabilizers
2 Remote Valves
1-SCD (Self Canceling Detent)
1 -FD (Float Detent)
Heavy Duty Swinging Drop Drawbar

FRONT AXLE

Hydrostatic Power Steering
4WD: Bevel Gear
Cast Iron
Adj. (Rim) Tread Spacing
Bi-Speed Turn, Standard
4WD automatic braking from 2WD
with both brakes applied

M135XDTC

Electronic Controlled Hydraulic
Front Axle Suspension System

+ Manufacturer estimate.

DRIVE TRAIN / Intelli-Shift

Intelli-Shift (8-Speed Dual Range Powershift with auto mode)
16F x R16R Speeds
Electro-Hydraulic Shuttle Shift
Electro-Hydraulic Front & Rear Diff. Locks
Clutch — Multi Plate Wet
Hydraulic Wet Disc Brakes
Hydrostatic Power Steering
Planetary Final Drives
4WD Front and Rear Axles

FLUID CAPACITY

Fuel Tank	50.2 gal.
Cooling System	15.9 qts.
Crankcase	15.4 qts.
Transmission and Hydraulics	15.8 gal.
Front Axle	17.5 qts.

INSTRUMENTS

Tachometer/Hour Meter
Oil Pressure
Fuel Level
Coolant Temperature
Gear Speed Digital Light Indicator
Digital Light Indicator
F/R for Direction

POWER TAKE OFF (540/1000)

Live Independent Hyd. Rear PTO
Two Shafts SAE 13/8" Six Spline
540 rpm PTO @ 1994 Eng. rpm
1000 rpm PTO @ 2050 Eng. rpm
SAE Twenty-One Spline Shaft

LIGHTING

2 Headlights — Tail Lights
4 Hazard Flashers with Turn Signals
4 Front CAB Halogen Worklights
2 Rear Halogen Worklights

SAFETY EQUIPMENT

Flip-up PTO Shield
Safety Start Switches
Electric Key Shut Off
Parking Brake
Turn Signals
SMV Sign
Wide Anti-Slip Steps
7-Pin Electrical Trailer Connector

CAB (Quiet)

Integral Factory ROPS Certified
Flat Deck
2 Doors, Frameless, All Glass
Tilt Steering Wheel
Grammer Deluxe Air Ride Seat / Reclining with Swivel and Armrests
Retractable Seat Belt
Dual Level Air Conditioning and Heater
Front Wiper w/Washer - Two Speed
Rear Wiper w/Washer - One Speed
Rear View Mirror
Left and Right Side Exterior Mirrors
Radio Ready (speakers, antenna, wiring harness)
Steps, Left and Right Side
Tinted Glass
Interior Dome Light
12V - 30 Amp 2 Wire Coupler
12V - 3 Pin 30-Amp Coupler
Cigarette Lighter
Amber Spotlight for Right Hand Console - Night Operation
Cup Holder
Sun Visor
Hard Mount location right center post
Ashtray
Horn

TIRES AND WHEELS

Front — 14.9R24 Radial
Rear — 18.4R38 Radial / Cast Iron

ORDER CODE	DESCRIPTION	APPROX. SHIP WT.	SUGGESTED LIST PRICE
------------	-------------	------------------	----------------------

*** STANDARD MACHINE WITH STANDARD TIRES ***

M135XDTC	* 4WD Farm Tractor w/Factory Cab (A/C)	10141	\$72,702.00
M135XDTC	* 4WD Farm Tractor w/Factory Cab (A/C) Front Axle Suspension System	10441	\$79,522.00

* Subject to availability.

M135XDTC / XDTSC

M135XDTC				
TIRES AND WHEELS (priced per piece)		Price with Tire Option		
ORDER CODE	DESCRIPTION	APPROX SHIP WT.	SUGG. LIST PRICE	SUGG. LIST
AMR8560**	F-TIRE 14.9R24 R1 Titan Hi Trac Lug WAF	238	\$ 1,068.00	\$ 72,702.00
AMR8571**	R-TIRE 18.4R38 R1 Titan Hi Trac Lug Cast	924	\$ 2,265.00	
AMR8560	F-TIRE 14.9R24 R1 Titan Hi Trac Lug WAF	238	\$ 1,068.00	\$ 72,952.00
AMR8989	R-TIRE 480/80R38 R1 HiTrac Lug PAVT Cast	1015	\$ 2,390.00	
AMR8547	F-TIRE 420/70R24 Gdyr R1W Optitrac DT812	220	\$ 1,260.00	\$ 74,114.00
AMR9225	R-TIRE 520/70R38 R1W Op tracDT812 CastRC	504	\$ 2,779.00	
AMR8558C	F-TIRE 13.6-24 R1 Dyna Torque II TL WAF	206	\$ 699.00	\$ 71,438.00
AMR8512	R-TIRE 16.9-38 R1 Ttn Hi TracLug TT Cast	768	\$ 2,002.00	

M135XDTSC				
TIRES AND WHEELS (priced per piece)		Price with Tire Option		
ORDER CODE	DESCRIPTION	APPROX SHIP WT.	SUGG. LIST PRICE	SUGG. LIST
AMR8560**	F-TIRE 14.9R24 R1 Titan Hi Trac Lug WAF	238	\$ 1,068.00	\$ 79,522.00
AMR8571**	R-TIRE 18.4R38 R1 Titan Hi Trac Lug Cast	924	\$ 2,265.00	
AMR8560	F-TIRE 14.9R24 R1 Titan Hi Trac Lug WAF	238	\$ 1,068.00	\$ 79,772.00
AMR8989	R-TIRE 480/80R38 R1 HiTrac Lug PAVT Cast	1015	\$ 2,390.00	
AMR8547	F-TIRE 420/70R24 Gdyr R1W Optitrac DT812	220	\$ 1,260.00	\$ 80,934.00
AMR9225	R-TIRE 520/70R38 R1W Op tracDT812 CastRC	504	\$ 2,779.00	
AMR8558C	F-TIRE 13.6-24 R1 Dyna Torque II TL WAF	206	\$ 699.00	\$ 78,258.00
AMR8512	R-TIRE 16.9-38 R1 Ttn Hi TracLug TT Cast	768	\$ 2,002.00	

** Standard tires.

M135XDTC / XDTSC

ORDER CODE	DESCRIPTION	APPROX. SHIP WT.	SUGGESTED LIST PRICE
HYDRAULIC VALVES			
M9284	SCD Valve (Self Canceling Detents) Requires Lever Kit M9232 for 3rd position and M9233 for 4th position.	15	\$505.00
M9281	FD Valve (Float Position) Requires Lever Kit M9232 for 3rd position and M9233 for 4th position.	10	\$505.00
M9287	① SCD (Self Canceling Detents) Valve for <u>Valve to Valve</u> operation with M9296A Flow Control Valve.	15	\$505.00
FLOW CONTROL VALVE			
M9296A	①② Flow Control Valve for Valve and 3-Pt. simultaneous operation, use with standard SCD Valve, or with M9287 SCD Valve on bottom.	15	\$779.00
REMOTE VALVE LEVER KITS			
M9232	3rd Position Lever Kit	3	\$385.00
M9233	4th Position Lever Kit	10	\$385.00
CREEP SPEED KIT			
M9293B	One kit, cassette type. Requires dealer installation.	43	\$743.00
3 PT HITCH LIFT ASSIST KIT			
M9234	Dual lift assist cylinder kit option. Provides 9,447 lbs. lift capacity	84	\$1,000.00
DRAWBAR CLEVIS / FLAT DRAWBAR			
M9217	Clevis	10	\$221.00
3F440-89120	Flat Drawbar	(Order from Parts Department)	
WIDE AXLE KIT			
M9682A	80" Tread Kit (M125XDTC) To Convert Front Axle to 80" Tread Width. Not approved for Loader applications.	102	\$1,267.00
FUEL TANK GUARD KIT			
M9235	Heavy Duty Metal Fuel Tank Guard Kit	10	\$302.00
REMOTE FENDER SWITCH KIT			
M9237	Right side fender switch for three point hitch Includes switch, wire harness, and instructions	3	\$45.00

① Maximum 3 remotes with the flow control options.

② The M9296A Flow Control Valve can be added to standard SCD Valve alone or with another M9284 to provide valve to 3-pt hitch simultaneous operation. The M9296A functions with the SCD valve; however, if a 2nd float valve is required on the third valve, the M9281 Valve can be used. NOTE: When additional power is required during use of M9296A Flow Control Valve, this requires M9287 mounted below M9296A Flow Control, use valve on top of M9296A for controlled flow, M9287 has power from balance of oil returned from M9296A Flow Control.

M135XDTC / XDTSC

ORDER CODE	DESCRIPTION	APPROX. SHIP WT.	SUGGESTED LIST PRICE
FRONT FENDER KIT (4WD Models)			
M9297A	Fender Kit Requires M9298A Bracket Kit	30	\$106.00
M9298A	Bracket Kit Includes brackets, hardware and instructions.	92	\$411.00
FRONT FENDER KIT (Swivel Type)			
M9290	Fender Mounting Kit, (Requires M9208 or M9209) Includes brackets, hardware and instructions.	56	\$820.00
M9208	Plastic Fenders (Includes 2 Fenders) 14.9" wide Use with 12.4, 13.6, or 14.9 size 24" front tires	10	\$110.00
M9209	Plastic Fenders (Includes 2 Fenders) 17.3" wide Use with 480/70R24 (16.9R24) front tire size	12	\$130.00
ENGINE BLOCK HEATER (Order from Parts)			
70000-73274	Block Heater	(Order from Parts Department)	
CAB OPTIONS			
M9218	Rear Window Defogger Kit	25	\$289.00
M9226	Mid Mount Work Light Kit (Two Lights) Each light mounts to Cab grab handle.	10	\$145.00
E9299A	AM/FM Radio with MP3 Port and 7-Channel Weather Band.	4	\$310.00
E9276B	① ② AM/FM Radio CD/MP3 Player with 7-Channel Weather Band.	4	\$440.00
M9220	Instructor Seat w/Seat Belt Dealer Installed approximately 90 minutes installation time	30	\$394.00
77700-01098	12V / 3-Pin 30 Amp Coupler Pigtail, 12" Long	(Order from Parts Department)	
77700-03514	Monitor Bracket, Universal Type	(Order from Parts Department)	
GRILLE GUARD			
M1523	Grille Guard (Loader and non-loader applications)	61	\$278.00
SNOW GUARD SNORKEL KIT			
3P999-00910	Air Cleaner rain/snow guard snorkel	(Order from Parts Department)	

- ① Mounting bracket is shipped with the tractor in the cab. The cover plate that is removed becomes the radio cover plate by removing the plastic center piece.
- ② Radios have a 2-year warranty.

M135XDTC / XDTSC

ORDER CODE	DESCRIPTION	APPROX. SHIP WT.	SUGGESTED LIST PRICE
---------------	-------------	---------------------	-------------------------

REPLACEMENT CAB

M7047	Replacement Cab - Field installation required. AC-heat system, roof, lights, electrical harness, controls, headliner are included. Note: Some components from old cab need to be installed into new cab, i.e., steering wheel, seat, dash, floor mat, etc.	TBA	\$13,352.00
-------	--	-----	-------------

FRONT WEIGHTS AND BRACKETS, AND BOLT KITS

M8071	One Weight Requires M9265 Bracket and M9275 Bolt Kit. Maximum 12 Weights.	105	\$85.00
M9275	Bolt / Bar Kit-Wt.	25	\$52.00
M9265	Weight Bracket includes Bolt Kit	207	\$420.00

REAR WHEEL WEIGHTS AND BOLT KIT (You must order both items.)

M8126A	①③	Rear Wheel Weights, set of 2 (164 lbs. each) Requires M8119B Bolt Kit.	320	\$298.00
M8119B		Bolt Kit for 1st set M8126A Wts on Cast Iron Wheels.	8	\$27.00
M8127B	②	Bolt Kit for 2nd and 3rd set of M8126A weights on Steel Dish, and 2nd set on cast disc.	3	\$20.00

- ① Maximum 3 weights per wheel on steel disc, maximum 2 sets on cast iron disc wheels.
- ② M8127B Bolt Kit is required to add the 2nd or 3rd set of M8126A weights. Requires one M8127B per M8126A weight set.
- ③ Will not fit AMR8989 PAVT wheel.

Loader/Tractor/Bucket Matching Chart

MX4700/MX5100, M40 Narrow Cab / M5640SU/SUD Loaders

LOADER	TRACTOR	VALVE	BUCKET	CAPACITY		GRILLE GUARD	PALLET FORKS	BALE SPEAR	HAY GRAPPLE
				STRUCK CU. FT.	HEAPED CU. FT.				
LA844 ⑤ ⑥	MX4700F/DT/HST MX5100F/DT/HST	Std.	L2235 72" QA Sq. Bk. L2236 72" QA Lt. Mat. L2286 72" PO Rd Bk L2296 72" QA Rnd Bk	10.9	13.1	MX8190	K9048 (36") or L9058 (42") with L2238 Frame	L2237	N/A
LA754N	M7040HDNBC-1 M8540HDNBC-1 M8540HDNBPC-1	M1801	M1854 54" QA Sq. Bk.	8.1	9.5	M1871	K9048 (36") L2238 Frame	N/A	N/A
LA1002-5R2 ⑦	M5640SU/SUD	Std.	M1047 72" PO Sq. Bk	14.1	17.7	Std.	K9058 M1048A (Frame)	M1058A	N/A
			Optional M1802 2-Lever Type QA Coupler M1811 72" QA Rnd BK						

M40 Series / M60 Series / M96S / M108S Loaders

Loader	Tractor	Std. Valve	Hyd. Self Leveling Valve	Round Back Buckets ⑧	Capacity		Bucket Time Kit	4 in 1 Bucket	Grille Guard	Pallet Forks	Bale Spear	KSR	3 rd Funct. Valve	Single Lever Quick Coupler	Hay Grapple With Bucket (Requires 3 rd Function Valve)
					Struck cu. ft.	Heaped cu. ft.									
LA1153	All M5040/M5140 M6040 ① M7040 ①	ROPS M1822 CAB M1825	ROPS M1858	72" M1811*	15.5	19.4	72" M1057	72" L2245	2WD: M1876 4WD: M1871	42" K9058 Frame M1809	M1817	M1866	ROPS M1867 ④	M1869	72" M9247
	M7040SU/SUD	ROPS M1322 ④	CAB M1859										CAB M1977 ④		
	M7040SUH/SUHD	ROPS M1332													
LA1154	All M6060 M7060	ROPS M7995 CAB M7996	ROPS M7998 CAB M7999	72" M1811	15.5	19.4	72" M1057	72" L2245	M1871A	42" K9058 48" K9059 Frame M1809	M1817	M7993	ROPS M7991 CAB M7992	M1869	72" M9247
LA1353*	All M8540 ① M9540	ROPS M1826	ROPS M1864	72", M1811 84", M1815 High Cap. 84", M1816	15.5 22.3	19.4 27.9	72" M1057	N/A	M1871 or M1876	42" K9058 48" K9059 Frame M1819	M1817	M1866	ROPS M1868	M1869	84" M9248 90" M9249
		CAB M1827	CAB M1865										CAB M1978		
	M9540 ② HFL/HDL (ROPS)	M1826	M1864										ROPS M1868		
LA1353A	M8560 M9960 Also M8540 M9540	ROPS M1826	ROPS M1864	72", M1811 84", M1815 High Cap. 84", M1816	15.5 22.3	19.4 27.9	72" M1057	N/A	M1871 or M1876	42" K9058 48" K9059 Frame M1819	M1817	M1866	ROPS M1868	M1869	84" M9248 90" M9249
		CAB M1806	CAB M1807										CAB M1978		
	M9960HDL ② Low Profile Also, M9540HFL-1/HDL-1	ROPS M1826	ROPS M1864										ROPS M1868		
LA1403	M96S M108S	M1430	M1431	72", M1811 84", M1815 High Cap. 84", M1816	15.5 22.3	19.4 27.9	72" M1057	N/A	M1429	42" K9058 48" K9059 Frame M1819	M1817	M1432	ROPS M1433	M1869	72" M9247 84" M9248 90" M9249
	M108 ③ SDSL (ROPS)												CAB M1419		

* Subject to availability.

① Loaders not compatible or approved on Narrow models, see LA754N.

② Requires M1448 Low Profile Lever Kit for either M1826 or M1864 Loader Valves.

③ Requires M1448 Low Profile Lever Kit for either M1430 or M1431 Loader Valve, ALSO requires M1447 Exhaust Pipe Relocation Kit.

④ Self leveling-type valve not available on M7040SU/SUD/SUH/SUHD models.

⑤ 2-Lever type Quick Coupler L2226 is optional, and is required for 2-lever type Bucket/attachments.

⑥ Rod type Level Indicator MX2140 is optional.

⑦ For front weight compatibility when Loader is detached, order (1) M1059 Weight Bracket. NOTE: Front Weights must be removed from Weight Bumper or Bracket when Loader is attached. Weight Bumper or Bracket remains on tractor.

Loader/Tractor/Bucket Matching Chart

M100GX / M110GX / M126GX / M135GX

Loader	Tractor	Std Loader Valve	Hyd Self Leveling Valve	Coupler	Buckets ^④ (Bucket Tine ^⑤ Kits Available)	Grille Guard	Pallet Fork Frame	Pallet Forks	Bale Spear	KSR	3rd Function Valve	Single Lever Quick Coupler	Hay Grapple With Bucket ^①
LA1954	M100GXDTTC M110GXDTTC	M1489	M1498	2 Lever Type	M1815 M1816 M1886 M1896	M1524	M1809	K9058 - 42" K9059 - 48"	M1804	M1562	M1556 ^④	M1553A	M9248 - 84"① M9249 - 90"①
LA1954E	M100GXDTTC M110GXDTTC	M1489	M1498	Euro Style	M1816E M1886E M1896E	M1524	M1819E	K9058 - 42" K9059 - 48"	M1817E	M1562	M1556 ^④	M1553A	M9223E - 96"①②
LA2254	M126GXDTTC M126GXDTTC M135GXDTTC M135GXDTSC	M1489	M1499	2 Lever Type	M1815 M1816 M1886 M1896	M1524	M1809	K9058 - 42" K9059 - 48"	M1804	M1562	M1557 ^④	M1553A	M9248 - 84"① M9249 - 90"①
LA2254E	M126GXDTTC M126GXDTTC M135GXDTTC M135GXDTSC	M1489	M1499	Euro Style	M1816E M1886E M1896E	M1524	M1819E	K9058 - 42" K9059 - 48"	M1817E	M1562	M1557 ^④	M1553A	M9223E - 96"①③

- ① Requires 3rd function valve
 ② Requires M1967E 3rd function valve hose extension kit
 ③ Requires M1997E 3rd function valve hose extension kit.
 ④ Dealer supplies two 1/2" pipe thread hydraulic couplers.
 ⑤ Bucket Tine Kits – See Loader pages, Bucket/Tine data.

M100GX / M110GX / M126GX / M135GX

Loader Buckets, Capacities, Bucket Tine Kits

Loader	Tractor	Buckets	Capacity		Bucket Tine Kit
			Struck cu. ft.	Heaped cu. ft.	
LA1954	M100GXDTTC M110GXDTTC	M1816 - RB (84")	20.1	23.3	M1285
		M1886 - SB (96")	23.3	26.5	M1287
		M1896 - SB (96")	28.25	34.6	M1287
LA1954E	M100GXDTTC M110GXDTTC	M1816E - RB (84")	20.1	23.3	M1285
		M1886E - SB (96")	23.3	26.5	M1287
		M1896E - SB (96")	28.25	34.6	M1287
LA2254	M126GXDTTC M135GXDTTC M135GXDTSC	M1884 - RB (84")	20.1	23.3	M1285
		M1886 - SB (96")	23.3	26.5	M1287
		M1896 - SB (96")	28.25	34.6	M1287
LA2254E	M126GXDTTC M135GXDTTC M135GXDTSC	M1816E - RB (84")	20.1	23.3	M1285
		M1886E - SB (96")	23.3	26.5	M1287
		M1896E - SB (96")	28.25	34.6	M1287

Loader/Tractor/Bucket Matching Chart

M100X / M110X / M126X / M135X (Prior M-X Models, see Prior Model Loaders)

Loader	Tractor	Std Loader Valve	Hyd Self Leveling Valve	Coupler	Buckets ^④ (Bucket Tine ^⑤ Kits Available)	Grille Guard	Pallet Fork Frame	Pallet Forks	Bale Spear	KSR	3rd Function Valve	Single Lever Quick Coupler	Hay Grapple With Bucket ^①
LA1953	M100XDTC M110XDTC	M1486	M1497	2 Lever Type	M1815 M1816 M1886 M1896	M1522	M1809	K9048 - 42" K9049 - 48"	M1804	M1552	M1554 ^④	M1553	M9248 - 84" ^① M9249 - 90" ^①
LA1953E	M100XDTC M110XDTC	M1486	M1487	Euro Style	M1816E M1886E M1896E	M1522	M1819E	K9048 - 42" K9049 - 48"	M1817E	M1552	M1554 ^④	M1553	M9223E - 96" ^{① ②}
LA2253	M126XDTC M126XDTPC M135XDTC M135XDTC	M1486	M1488	2 Lever Type	M1815 M1816 M1886 M1896	M1523	M1809	K9048 - 42" K9049 - 48"	M1804	M1552	M1555 ^④	M1553	M9248 - 84" ^① M9249 - 90" ^①
LA2253E	M126XDTC M126XDTPC M135XDTC M135XDTC	M1486	M1488	Euro Style	M1816E M1886E M1896E	M1523	M1819E	K9048 - 42" K9049 - 48"	M1817E	M1552	M1555 ^④	M1553	M9223E - 96" ^{① ③}

- ① Requires 3rd function valve
 ② Requires M1967E 3rd function valve hose extension kit
 ③ Requires M1997E 3rd function valve hose extension kit
 ④ Dealer supplies two 1/2" pipe thread hydraulic couplers.
 ⑤ Bucket Tine Kits – See Loader pages, bucket/Tine data.

M100X / M110X / M126X / M135X (Prior M-X Series, see Prior Model Loaders)

LA1953	M100XDTC M110XDTC	M1816 - RB (84")	20.1	23.3	M1285
		M1886 - SB (96")	23.3	26.5	M1287
		M1896 - SB (96")	28.25	34.6	M1287
LA1953E	M100XDTC M110XDTC	M1816E - RB (84")	20.1	23.3	M1285
		M1886E - SB (96")	23.3	26.5	M1287
		M1896E - SB (96")	28.25	34.6	M1287
LA2253	M126XDTC M135XDTC M135XDTC	M1884 - RB (84")	20.1	23.3	M1285
		M1886 - SB (96")	23.3	26.5	M1287
		M1896 - SB (96")	28.25	34.6	M1287
LA2253E	M126XDTC M135XDTC M135XDTC	M1816E - RB (84")	20.1	23.3	M1285
		M1886E - SB (96")	23.3	26.5	M1287
		M1896E - SB (96")	28.25	34.6	M1287

Loader/Tractor/Bucket Matching Chart

LOADER	TRACTOR	VALVE	BUCKET	CAPACITY		GRILLE GUARD	PALLET FORKS	BALE SPEAR	HAY GRAPPLE
				STRUCK CU. FT.	HEAPED CU. FT.				
LB702-1	MX5000SU/F/DT	Std.	MX1714 Sq. Back [Ⓐ] L1750 Lt Material [Ⓐ]	10.6 12.75	13.4 16.0	MX1718	K9048 (36") L2077A [Ⓐ] (Frame)		
LA852-2 [Ⓒ]	MX5000SU/F/DT	L2095-1 L2096-1	L1769 72" Sq. Bk [Ⓑ] L1779 72" H.D. Rd. Bk [Ⓑ]	10.6 10.4	13.4 13.2	Std.	K9048 [Ⓑ] (36") or L9058 (42") with L2097 Frame	MX1702 [Ⓑ]	N/A
LA1002-5R2 [Ⓓ]	M4800SU/SUD M4700/M5400 ROPS Models M4900/M5700 ROPS Models	Std.	M1047 72" PO Sq. Bk Optional M1802 SS QA M1811 72" QA Rnd BK	14.1	17.7	Std.	K9058 [Ⓓ] M1048A (Frame)	M1058A [Ⓓ]	N/A
LA1002-57 ^{ⒸⒹ}	M4900/M5700 All Cab Models	Std.	M1047 72" PO Sq. Bk	14.1	17.7	Std.	K9058 [Ⓓ] M1048A (Frame)	M1058A [Ⓓ]	N/A
LA1002-6R1 [Ⓓ]	M6800 All ROPS Models	Std.	M1047 72" PO Sq. Bk	14.1	17.7	Std.	K9058 [Ⓓ] M1048A (Frame)	M1058A [Ⓓ]	N/A
LA1002-68C [Ⓓ]	M6800 All Cab Models	Std.	M1047 72" PO Sq. Bk	14.1	17.7	Std.	K9058 [Ⓓ] M1048A (Frame)	M1058A [Ⓓ]	N/A
LA1162-6R1	M6800HD ROPS Model	Std.	TL1746 72" Sq. Back	13.5	16.8	Std.	M1038 [Ⓓ]	M1058A [Ⓓ]	N/A
			TL1747 72" Rnd. Back	13.9	17.5			M1039 [Ⓓ]	
			M1037A Quick Attach [Ⓓ]	13.7	17.0				
LA1162-68C	M6800HDC/HDC3 Cab Model	Std.	TL1746 72" Sq. Back	13.5	16.8	Std.	M1038 [Ⓓ]	M1039* [Ⓓ] M1874 [Ⓓ]	N/A
			TL1747 72" Rnd. Back	13.9	17.5				
			M1037A Quick Attach [Ⓓ]	13.7	17.0				
LA1251A-1 [Ⓓ] [Ⓓ]	M8200DT/C/DTC M8200HDC M9000DT/C/DTC DTL/HDL M9000HDC All Cab Models	M1271-1 ROPS Models	M1282 72" PO Sq. Bk M1283 72" QA Sq. Bk [Ⓓ] [Ⓓ] M1284 84" QA Sq. Bk [Ⓓ] [Ⓓ] [Ⓒ]	15.2 15.2 20.5	18.6 18.6 25.4	Std.	M1294 [Ⓓ]		N/A
		M1281 Cab Models						M1293 [Ⓓ]	
LA1301S-1 [Ⓔ] [Ⓕ]	M95S / M105S ROPS and Cab Models	M1885A	84"-M1884 [Ⓔ] 96"-M1886 [Ⓔ] 95"-M1896	20.1 23.3 28.25	23.3 26.5 34.6	M1890	M1038		M9239
LA1301S-1 [Ⓔ] [Ⓕ]	M95X M105XDTC M108XDTC	M1894	84"-M1884 [Ⓔ] 96"-M1886 [Ⓔ] 95"-M1896 High Cap.	20.1 23.3 28.25	23.3 26.5 34.6	M1891	M1038	M1874	M9239
LA1301S-1 [Ⓔ] [Ⓕ]	M105SDSL Low Profile	M1872	84"-M1884 [Ⓔ] 96"-M1886 [Ⓔ] 96"-M1896 High Cap.	20.1 23.3 28.25	23.3 26.5 34.6	M1890	M1038	M1874	M9239
LA1601S [Ⓔ] [Ⓕ]	M125XDTC	M1894	84"-M1884 [Ⓔ] 96"-M1886 [Ⓔ] 96"-M1896 High Cap.	20.1 23.3 28.25	23.3 26.5 34.6	M1893	M1038	M1874	M9239
LA1601S [Ⓔ] [Ⓕ]	M-110DTC M-120DTC	M1895	84"-M1884 [Ⓔ] 96"-M1886 [Ⓔ] 96"-M1896 High Cap.	20.1 23.3 28.25	23.3 26.5 34.6	M1893	M1038	M1874	M9239

Footnotes on following page.

Loader/Tractor/Bucket Matching Chart

*Subject to availability.

- ① Quick Attach Bucket
- ② Requires M1292 Quick Coupler.
- ③ Requires M1066 Quick Coupler.
- ④ LA1301 is for 2WD FC(1) models only.
- ⑤ LA1601 is for 4WD DTC(1) models only.
- ⑥ Except M5700SDN (Narrow)
- ⑦ Except M8200SDNB / SDNBC / DTN-B (Narrow) and M9000DTM / DTMC / DTMW / DTMCW (Mudder).
- ⑧ Requires TL1709 2-Lever Quick Coupler
- ⑨ LA1251A/-1 Includes front weight bracket, holds 8 M8071 weights. Use M8072 Bolt/Bar Kit. Loader must be detached when weights are installed, and removed to attach Loader.
- Ⓐ BL1767 Quick Coupler can be used.
- Ⓑ L1716 Quick Coupler can be used.
- Ⓒ L1738 Optional Rod Level Indicator.
- Ⓓ For front weight compatibility when Loader is detached, order (1) M1059 Weight Bracket Kit.
- Ⓔ Includes 2-Lever Quick Coupler.
- Ⓕ Grille guards are packaged separately for LA1301S-1/ LA1601S, one is required with the Loader. Note: LA1301S has Grille Guard with Loader.
- Ⓖ Bucket tine kits are available—
M1285 Tine Kit for M1884 84" bucket
M1287 Tine Kit for M1886 96" bucket.
- Ⓗ 2-Lever Quick Coupler L2226 is optional, and required for Quick Attach Bucket/attachments.

Current Front Loaders

ORDER CODE	DESCRIPTION	APPROX. SHIP WT.	SUGGESTED LIST PRICE
LA844 LOADER (MX4700 / MX5100 Tractors)			
LA844	FRONT LOADER Includes Mounting Kit, Loader Valve and Parking Stands. DOES NOT INCLUDE GRILLE GUARD BUCKET, 2-LEVER QA COUPLER, OR ROD LEVEL INDICATOR, must be ordered separately.	1000	\$4,012.00
GRILLE GUARD			
MX8190	Grille Guard Kit for Loader and Non-Loader (hold 4 frt. Wts) Applications with LA844 Loader	50	\$275.00
BUCKETS AND 2-LEVER TYPE QUICK COUPLER			
L2226	Quick Attach 2-Lever Type Coupler Required to use QA buckets; L2296, L2236, L2235	112	\$452.00
QUICK-ATTACH 2-LEVER TYPE BUCKETS			
L2296	72" Quick Attach H.D. Round Back Bucket for LA844	400	\$1,071.00
L2236	72" Quick Attach Light Material Bucket for LA844	300	\$649.00
L2235A	72" Square Back Bucket for LA844	350	\$691.00
PIN-ON BUCKETS			
L2286	72" Pin On H.D. Round Back Bucket for LA844	365	\$1,058.00
L2276	72" Pin On Square Back Bucket for LA844	325	\$681.00
HEAVY DUTY BOLT-ON CUTTING EDGE			
TL1748	72" Bolt-on Reversible Cutting Edge for L2286 and LA2296 Buckets	65	\$227.00
LOADER LEVEL INDICATOR			
MX2140	Bucket/Attachment Level Indicator (Rod Type) for LA844	10	\$72.00
BALE SPEAR			
L2237	BALE SPEAR, 2-Lever type QA Requires L2226 QA Coupler	165	\$642.00
PALLET FORKS AND FRAME			
K9048	36" PALLET FORKS Requires L2238 Pallet Fork Frame and L2226 2-Lever QA Coupler; Forks 2750 lbs. @ 24" Forward Load Rating	180	\$407.00
K9058	42" PALLET FORKS Requires L2238 Pallet Form Frame and L2226 2-Lever QA Coupler, Forks 2750 lbs. @ 24" Forward Load Rating	190	\$476.00
L2238	PALLET FORK FRAME Requires L2226 2-Lever QA Coupler	165	\$677.00

Current Front Loaders

ORDER CODE	DESCRIPTION	APPROX. SHIP WT.	SUGGESTED LIST PRICE
------------	-------------	------------------	----------------------

LA1002-5R2 LOADER (M5640SU/SUD Tractors)

LA1002-5R2	FRONT LOADER (ROPS MODELS) Includes Valve, Mounting Kit, Parking Stands, Grille Guard and Bucket Level indicator (Rod Type) DOES NOT INCLUDE BUCKET OR QA COUPLER. Bucket must be ordered separately.	1300	\$4,588.00
------------	---	------	------------

2-LEVER TYPE QUICK COUPLER BUCKETS & ATTACHMENTS

M1802	2--Lever Type Quick Coupler	195	\$516.00
M1811	72" Quick Attach Round Back Bucket Requires M1802	400	\$686.00

KUBOTA TYPE QUICK COUPLER BUCKETS & ATTACHMENTS (ORIGINAL TYPE)

M1047	72" Pin-On Loader Bucket (converts to QA) Use M1066 and M1067 to convert to QA.	400	\$707.00
M1066	Kubota Quick Coupler (Loader Side) Requires M1067	46	\$197.00
M1067	Kubota Quick Coupler (Bucket Side)	37	\$164.00

PALLET FORKS / FRAME

M1809	Quick Attach Pallet Fork Frame, 2-lever type QA Requires K9058 Forks	200	\$690.00
K9058	42" Forks, 2750 lbs @ 24" Forward Load Rating Requires M1809 Frame	196	\$476.00
M1048A	Quick Attach Pallet Fork Frame, original type Requires K9058 Forks and M1066 QA Coupler	165	\$1,263.00
K9059	48" Forks, 2750 lbs @ 24" Forward Load Rating Requires L2097 Frame	196	\$512.00

BALE SPEAR

M1804	Quick Attach Bale Spear Requires M1802	195	\$746.00
M1058A	Quick Attach Bale Spear, original type Requires M066 QA Coupler	225	\$647.00

WEIGHT BOX (3-Point Hitch mount)

M8180	Ballast Box 1500 lb total weight (dry sand, full)	220	\$593.00
-------	---	-----	----------

FRONT WEIGHT BRACKET

M1059	Front Weight Bracket mounts to Loader front brace. Holds 1-8, M8071 weights. Remove weights when attaching loader.	57	\$151.00
-------	---	----	----------

Current Front Loaders

ORDER CODE	DESCRIPTION	APPROX. SHIP WT.	SUGGESTED LIST PRICE
LA1153 LOADER (2-Lever Type Quick Coupler)			
LA1153	FRONT LOADER (ROPS/CAB MODELS) Includes Mounting Kit, Parking stands, Quick Coupler. DOES NOT INCLUDE VALVE, BUCKET, OR GRILLE GUARD, <u>order them separately.</u>	1250	\$4,648.00

VALVE KITS

M1322	STD. VALVE KIT – ROPS MODELS (M7040SU/SUD) Joystick Control is console mounted, the valve is Series type for dual function operation and regenerative dump circuit. for fast dump time. A Transport Lockout Lever is standard. The valve remains with tractor when loader is detached.	56	\$1,001.00
M1332	STD. VALVE KIT – ROPS MODELS (M7040SUH/SUHD) Joystick Control is console mounted, the valve is Series type for dual function operation and regenerative dump circuit. for fast dump time. A Transport Lockout Lever is standard. The valve remains with tractor when loader is detached.	56	\$981.00
M1822	STD. VALVE KIT – ROPS MODELS (M5040,M5140,M6040,M7040) Joystick Control is console mounted, the valve is Series type for dual function operation and regenerative dump circuit. for fast dump time. A Transport Lockout Lever is standard. The valve remains with tractor when loader is detached.	56	\$981.00
M1825	STD. VALVE KIT — CAB MODELS (M5040,M5140,M6040,M7040) Joystick Control is console mounted, the valve is Series type for dual function operation and regenerative dump circuit. for fast dump time. A Transport Lockout Lever is standard. The valve remains with tractor when loader is detached.	56	\$981.00
M1858	HYD. SELF LEVELING VALVE KIT—ROPS MODELS (M5040,M5140,M6040,M7040) Joystick Control is console mounted, the valve is Series type for dual function operation and regenerative dump circuit. for fast dump time. A Transport Lockout Lever is standard. The valve remains with tractor when loader is detached.	92	\$1,854.00
M1859	HYD. SELF LEVELING VALVE KIT CAB MODELS (M5040,M5140,M6040,M7040) Joystick Control is console mounted, the valve is Series type for dual function operation and regenerative dump circuit. for fast dump time. A Transport Lockout Lever is standard. The valve remains with tractor when loader is detached.	92	\$1,854.00

LOADER ACCESSORY KITS

M1867	THIRD FUNCTION ATTACHMENT VALVE (M5040, M6040, M7040 ROPS (ALL) Models, LA1153 Loaders)	50	\$818.00
M1977	THIRD FUNCTION ATTACHMENT VALVE (M5040, M6040, M7040 CAB Models, LA1153A Loaders)	56	\$818.00
M1866	KSR (KUBOTA SHOCKLESS RIDE ACCUMULATOR) (M40 Series, LA1153, LA1353A Loaders).	92	\$599.00
M1869	SINGLE LEVER VALVE HOSE QUICK COUPLER (M40 Series, LA1153, LA1353A Loaders).	24	\$696.00

Current Front Loaders

ORDER CODE	DESCRIPTION	APPROX. SHIP WT.	SUGGESTED LIST PRICE
------------	-------------	------------------	----------------------

GRILLE GUARD KITS

M1871A	① Grille Guard Kit for Loader applications (M40 and M60 Series, LA1153/LA1154, LA1353/LA1353A Loaders)	50	\$196.00
M1876A	② Grille Guard Kit Compatible with M8075 Front Bumper Weight, 1-10 Wts, M40 and M60 Series	50	\$196.00

NOTE: All front weights must be removed for loader application, the weight bumper or bracket remains in place.

BUCKETS / BUCKET TINE KITS / GRAPPLE BUCKETS

M1811	72" BUCKET, 2-LEVER QUICK ATTACH For LA1153 / LA1353 / LA1403 Loaders.	400	\$686.00
L2245	72" 4-IN-ONE BUCKET for LA1 153 Requires 3rd Function Hydraulics	620	\$2,140.00
M1057	TINE KIT (Includes 8 Tines & Hardware) M1811 72" Buckets	60	\$272.00
M9247	③④ 72" HAY GRAPPLE BUCKET Four tines, 2-hyd. cylinders. Has the 2-Lever QA coupler; handles 6' diameter bales. Shipped fully-assembled, painted orange. Requires 2- Hydraulic 1/2" QA couplers, .375 fittings, obtain locally (i.e. Pioneer, Parker, or Flat Face). Requires 3rd Function Valve.	1440	\$3,499.00

BALE SPEARS

M1804	BALE SPEAR, QUICK ATTACH For LA1153, LA1353, LA1403, LA1953 and LA2253.	200	\$746.00
-------	--	-----	----------

PALLET FORK FRAME / PALLET FORKS

M1809	PALLET FORK FRAME, 2-Lever Type QA LA1153/LA1154, LA1353/LA1353A, LA1403, LA1953/LA1954, LA2253/LA2254 Loaders. Requires K9058 42" or K9059 48" Pallet Forks	200	\$690.00
K9058	42" PALLET FORKS Requires K9058 42" or K9059 48" Forks, 2750 lbs @ 24" Forward Load Rating. LA1153/LA1154, LA1353/LA1353A, LA1403 Requires M1819 Frame	190	\$476.00
K9059	48" PALLET FORKS 2750 lb @ 24" Forward Load Rating. M1809 Frame	212	\$512.00

- ① Requires M1875 to be compatible with front weights, holds 1-7 weights.
- ② Not approved on M5040/M6040/M7040 4WD and M7040SU/SUD models with Loader.
- ③ Requires appropriate 3rd Function Hydraulic Control Valve
- ④ Shipped direct from the factory; painted Kubota orange. See PIB-2007-042 for details.

Current Front Loaders

ORDER CODE	DESCRIPTION	APPROX. SHIP WT.	SUGGESTED LIST PRICE
LA1154 LOADER (2-Lever Type Quick Coupler)			
LA1154	FRONT LOADER (ROPS/CAB MODELS) Includes Mounting Kit, Parking stands, Quick Coupler. DOES NOT INCLUDE VALVE, BUCKET, OR GRILLE GUARD, <u>order them separately.</u>	1250	\$4,648.00
VALVE KITS			
M7995	STD. VALVE KIT – ROPS MODELS (M6060,M7060) Joystick Control is console mounted, the valve is Series type for dual function operation and regenerative dump circuit. for fast dump time. A Transport Lockout Lever is standard. The valve remains with tractor when loader is detached.	56	\$981.00
M7996	STD. VALVE KIT — CAB MODELS (M6060,M7060) Joystick Control is console mounted, the valve is Series type for dual function operation and regenerative dump circuit. for fast dump time. A Transport Lockout Lever is standard. The valve remains with tractor when loader is detached.	56	\$981.00
M7998	HYD. SELF LEVELING VALVE KIT—ROPS MODELS (M6060,M7060) Joystick Control is console mounted, the valve is Series type for dual function operation and regenerative dump circuit. for fast dump time. A Transport Lockout Lever is standard. The valve remains with tractor when loader is detached.	92	\$1,854.00
M7999	HYD. SELF LEVELING VALVE KIT CAB MODELS (M6060,M7060) Joystick Control is console mounted, the valve is Series type for dual function operation and regenerative dump circuit. for fast dump time. A Transport Lockout Lever is standard. The valve remains with tractor when loader is detached.	92	\$1,854.00
LOADER ACCESSORY KITS			
M7991	THIRD FUNCTION ATTACHMENT VALVE (M6060, M7060 ROPS Models, LA1154 Loaders)	50	\$926.00
M7992	THIRD FUNCTION ATTACHMENT VALVE (M6060, M7060 CAB Models, LA1154 Loaders)	56	\$926.00
M7993	KSR (KUBOTA SHOCKLESS RIDE ACCUMULATOR) (M6060, M7060, LA1154 Loaders).	92	\$599.00
M1869	SINGLE LEVER VALVE HOSE QUICK COUPLER (M40 Series, LA1153, LA1353A Loaders).	24	\$696.00

Current Front Loaders

ORDER CODE	DESCRIPTION	APPROX. SHIP WT.	SUGGESTED LIST PRICE
GRILLE GUARD KITS			
M1871A	① Grille Guard Kit for Loader applications M40 and M60 Series, LA1153/LA1154, LA1353/LA1353A Loaders)	50	\$196.00
M1876A	② Grille Guard Kit Compatible with M8075 Front Bumper Weight, 1-10 Wts, M40 and M60 Series	50	\$196.00
NOTE: All front weights must be removed for loader application, the weight bumper or bracket remains in place.			
BUCKETS / BUCKET TINE KITS / GRAPPLE BUCKETS			
M1811	72" BUCKET, 2-LEVER QUICK ATTACH For LA1153 / LA1353 / LA1403 Loaders.	400	\$686.00
L2245	72" 4-IN-ONE BUCKET for LA1 153 Requires 3rd Function Hydraulics	620	\$2,140.00
M1057	TINE KIT (Includes 8 Tines & Hardware) M1811 72" Buckets	60	\$272.00
M9247	③④ 72" HAY GRAPPLE BUCKET Four tines, 2-hyd. cylinders. Has the 2-Lever QA coupler; handles 6' diameter bales. Shipped fully-assembled, painted orange. Requires 2- Hydraulic 1/2" QA couplers, .375 fittings, obtain locally (i.e. Pioneer, Parker, or Flat Face). Requires 3rd Function Valve.	1440	\$3,499.00
BALE SPEARS			
M1804	BALE SPEAR, QUICK ATTACH For LA1153, LA1353, LA1403, LA1953 and LA2253.	200	\$746.00
PALLET FORK FRAME / PALLET FORKS			
M1809	PALLET FORK FRAME, 2-Lever Type QA LA1153/LA1154, LA1353/LA1353A, LA1403, LA1953/LA1954, LA2253/LA2254 Loaders. Requires K9058 42" or K9059 48" Pallet Forks	200	\$690.00
K9058	42" PALLET FORKS Requires K9058 42" or K9059 48" Forks, 2750 lb @ 24" Forward Load Rating.. LA1153/LA1353/LA1403 Requires M1819 Frame	190	\$476.00
K9059	48" PALLET FORKS 2750 lb @ 24" Forward Load Rating. M1809 Frame	212	\$512.00

- ① Requires M1875 to be compatible with front weights, holds 1-7 weights.
- ② Not approved on M5040/M6040/M7040 4WD and M7040SU/SUD models with Loader.
- ③ Requires appropriate 3rd Function Hydraulic Control Valve
- ④ Shipped direct from the factory; painted Kubota orange. See PIB-2007-042 for details.

Current Front Loaders

ORDER CODE	DESCRIPTION	APPROX. SHIP WT.	SUGGESTED LIST PRICE
------------	-------------	------------------	----------------------

LA1353A LOADER (2-Lever Type Quick Coupler)

LA1353A	FRONT LOADER (ROPS/CAB MODELS) Includes Mounting Kit and Parking stands, Quick Coupler, DOES NOT INCLUDE BUCKET, VALVE . OR GRILLE GUARD, order them separately.	1300	\$5,526.00
---------	--	------	------------

VALVE KITS

M1826	STD. VALVE KIT – ROPS MODELS Joystick Control is console mounted, the valve is Series type for dual function operation. It has 3-position dump spool with regenerative dump for fast cycle times. A Transport Lockout Lever is standard. The valve remains with tractor when loader is detached.	56	\$981.00
M1806	STD. VALVE KIT — CAB MODELS Joystick Control is console mounted, it's a Series Valve for dual function operation with a 3-position dump spool and regenerative feature for fast cycle times. Valve remains with tractor when loader is detached.	56	\$1,001.00
M1864	HYD. SELF LEVELING VALVE KIT- ROPS MODELS Joystick Control is console mounted, the valve is Series type for dual function operation. It has 3-position dump spool with regenerative dump for fast cycle times. A Transport Lockout Lever is standard. The valve remains with tractor when loader is detached.	92	\$1,853.00
M1807	HYD. SELF LEVELING VALVE KIT CAB MODELS Joystick Control is console mounted, it's a Series Valve for dual function operation with a 3-position dump spool and regenerative feature for fast cycle times. Valve remains with tractor when loader is detached.	111	\$1,892.00
M1448	Short Loader Valve Lever Kit REQUIRED for M9540HFL-1 / HD-1 / M9960HDL Low Profile Tractors	5	\$28.00

LOADER ACCESSORY KITS

M1868	THIRD FUNCTION ATTACHMENT VALVE (M8540, M9540, M8560, M9960 ROPS Models, LA1353A Loaders)	56	\$926.00
M1978	THIRD FUNCTION ATTACHMENT VALVE (M8540, M9540, M8560, M9960 CAB Models, LA1353A Loaders)	61	\$945.00
M1866	KSR (KUBOTA SHOCKLESS RIDE ACCUMULATOR) (M40 and M60 Series, LA1153, LA1353A Loaders).		\$599.00
M1869	SINGLE LEVER VALVE HOSE QUICK COUPLER (M40 and M60 Series, LA1153, LA1353A Loaders).	24	\$696.00
M4018	RELOCATION HOSE AND BRACKET KIT (ROPS models) M40 and M60 Series. Required if tractor is equipped with Third Function Control Valve and M4011(V) Backhoe.	10	\$263.00

Current Front Loaders

ORDER CODE	DESCRIPTION	APPROX. SHIP WT.	SUGGESTED LIST PRICE
------------	-------------	------------------	----------------------

GRILLE GUARD KITS

M1871A	① Grille Guard Kit for Loader applications (M40 and M60 Series, LA1153/LA1154, LA1353/LA1353A Loaders)	50	\$196.00
M1876A	② Grille Guard Kit Compatible with M8075 Front Bumper Weight, 1-10 Wts, M40 and M60 Series	50	\$196.00

① Requires M1875A to be compatible with front weights, holds 1-7 weights
 ② Not approved on M5040/M5140/M6040/M6060/M7040/M7060 4WD and M7040SU/SUH models with loader.

NOTE: All front weights must be removed for loader application, the weight bumper or bracket remains in place.

BUCKETS / BUCKET TINE KITS / GRAPPLE BUCKETS

M1811	72" BUCKET, 2-LEVER QUICK ATTACH For LA1153 / LA1353A / LA1403 Loaders.	400	\$686.00
M1815	84" BUCKET HIGH CAPACITY, 2-LEVER QUICK ATTACH For LA1353A/LA1403 Loaders. (Light material use)	400	\$916.00
M1816	84" BUCKET, 2-LEVER QUICK ATTACH For LA1353A / LA1403 Loaders.	400	\$873.00
M1057	TINE KIT (Includes 8 Tines & Hardware) For M1047, M1811 72" Buckets (For LA1001 /LA1002/LA1153/LA1353A Loaders)	60	\$272.00
M1285	TINE KIT (Includes 9 Tines & Hardware For M1284, M1884 and M1816 Buckets (LA1251A, LA1353A, LA1301, LA1301S, LA1301S-1, LA1403,	60	\$436.00
M9248	①② 84" HAY GRAPPLE BUCKET Four tine, 2-cylinder grapple. Features 2-Lever QA coupler. Grapple will handle bales up to 6' in diameter. Shipped fully assembled but without hydraulic quick couplers. Requires two Hyd. 1/2" quick couplers with .375 fittings, obtain locally in the type preferred by the customer (i.e. Pioneer, Parker, or Flat Face)	1470	\$3,850.00
M9249	①② 90" HAY GRAPPLE BUCKET Four tine, 2-cylinder grapple. Features 2-Lever QA coupler. Grapple will handle bales up to 6' in diameter. Shipped fully assembled but without hydraulic quick couplers. Requires two Hyd. 1/2" quick couplers with .375 fittings, obtain locally in the type preferred by the customer (i.e. Pioneer, Parker or flat face type)	1490	\$4,083.00

① Requires appropriate 3rd Function Hydraulic Control Valve
 ② Shipped direct from the factory; painted Kubota orange. See PIB-2007-042 for details.

Current Front Loaders

ORDER CODE	DESCRIPTION	APPROX. SHIP WT.	SUGGESTED LIST PRICE
PALLET FORK FRAME / PALLET FORKS			
M1809	① PALLET FORK FRAME 2-Lever Type QA LA1153/LA1353/LA1403/LA1953/LA2253 Loaders. Requires K9058, 42" or K9059, 48" Pallet Forks	200	\$690.00
K9058	42" PALLET FORKS For LA852-2 requires L2097 Frame, LA1001(-1) and LA1002 Loaders requires M1048A Frame, LA844 requires L2226 Quick Attach Coupler, 2750 lbs. @ 24" Forward Load Rating, LA1153A/LA1353 requires M1819 Frame	190	\$476.00
K9059	48" PALLET FORKS For LA852-2 requires L2097 Frame, LA1001(-1) and LA1002 Loaders requires M1048A Frame, 2750 lbs. @ 24" Forward Load Rating, LA1353A requires M1819 Frame	212	\$512.00
① M1809 Pallet Fork Frame replaces M1819 Pallet Fork Frame			
BALE SPEARS			
M1804	BALE SPEAR, 2-Lever Type QA For LA1153, LA1353A, LA1403, LA1953, and LA2253	200	\$746.00

Current Front Loaders

ORDER CODE	DESCRIPTION	APPROX. SHIP WT.	SUGGESTED LIST PRICE
LA754N LOADER (M40 Narrow Cab -1 Tractors)			
LA754N	① FRONT LOADER Includes Mounting Kit, Parking Stands and Kubota 2-Lever type Quick Coupler. DOES NOT INCLUDE M1801 VALVE, M1854 54" BUCKET OR M1871 GRILLE GUARD which must be ordered separately.	1275	\$5,419.00
VALVE KIT			
M1801	Valve Kit (non-self leveling)	92	\$973.00
BUCKET			
M1854	54" Square Back Bucket (2-Lever Type QA)	500	\$626.00
GRILL GUARD			
M1871A	Grille Guard	83	\$196.00
PALLET FORKS			
L2238	Pallet Fork Frame 2-lever type QA Requires K9048 36" Forks	65	\$677.00
K9048	36" Pallet Forks 2750 lb @ 24" Forward Load Rating	176	\$407.00

① Not compatible with ROPS models. Compatible with Cab models above serial numbers;
M7040HDNBC- 81059 ~, M8540HDNBC, 80588 ~ and M8540HDNBPC, 80594 ~

Current Front Loaders

ORDER CODE	DESCRIPTION	APPROX. SHIP WT.	SUGGESTED LIST PRICE
LA1403 LOADER			
LA1403	FRONT LOADER (2-Lever Type Quick Coupler) Includes Mounting Kit for all Tractor applications, Parking Stands, and Bucket Level indicator Rod Type. DOES NOT INCLUDE VALVE, BUCKET, OR GRILLE GUARD. You must order these items separately.	1350	\$5,706.00
VALVE KITS			
M1430	STD. VALVE KIT – ROPS & CAB MODELS. Valve is Series type for dual function operation. It has 3-position dump spool with regenerative dump for fast cycle times. A Transport Lockout Lever is standard. The valve remains with tractor when loader is detached.	100	\$1,035.00
M1431	HYD. SELF LEVELING VALVE KIT ROPS MODELS & CAB Models. Valve is Series type for dual function operation. It has 3-position dump spool with regenerative dump for fast cycle times. A Transport Lockout Lever is standard. The valve remains with tractor when loader is detached.	110	\$1,924.00
M1448	LEVER KIT - Low Profile for LA1353 Loader (Required on M9540 HFL/HDL / M108SDSL Low Profile Models.)	5	\$28.00
LOADER ACCESSORY KITS			
M1433	THIRD FUNCTION ATTACHMENT VALVE (M96S and M108S, LA1403 Loaders).	56	\$1,080.00
M1419	THIRD FUNCTION ATTACHMENT VALVE M108SDSL Low Profile Models	56	\$1,109.00
M1432	KSR (KUBOTA SHOCKLESS RIDE ACCUMULATOR) (M96S and M108S, LA1403 Loaders).	92	\$635.00
M1869	SINGLE LEVER VALVE HOSE QUICK COUPLER (M96S and M108S, LA1403 Loaders).	24	\$696.00
M1447	EXHAUST PIPE RELOCATION KIT (Required on M108SDSL / SDSL2 Models.)	10	\$289.00
GRILLE GUARDS			
M1429	Grille Guard Kit for Loader and Non-Loader Application, M96S/M108S	61	\$234.00

Current Front Loaders

ORDER CODE		DESCRIPTION	APPROX. SHIP WT.	SUGGESTED LIST PRICE
BUCKETS / BUCKET TINE KITS / GRAPPLE BUCKETS (All 2-Lever QA Type)				
M1811		72" RD BACK BUCKET, 2-LEVER QUICK ATTACH For LA1153 / LA1353 / LA1403 Loaders.	400	\$686.00
M1057		TINE KIT (Includes 8 Tines & Hardware) M1811 72" Buckets	60	\$272.00
M1816		84" RD BACK BUCKET, 2-LEVER QUICK ATTACH For LA1353/LA1403 Loaders.	400	\$873.00
M1285		84" Bucket Tine Kit (includes 9 Tines and hardware)	90	\$436.00
M1815		84" RD BACK BUCKET HIGH CAPACITY, 2-LEVER QUICK ATTACH For LA1353 / LA1403 Loaders. (Light material use)	400	\$916.00
M1287		96" Bucket Tine Kit (includes 10 Tines and hardware)	100	\$484.00
M1886		96" SQ BACK BUCKET, 2-LEVER QUICK ATTACH For LA1301S / LA1301S-1 / LA1403 / LA1601S Loader	610	\$969.00
M1896		96" SQ BACK HIGH CAPACITY BUCKET, 2-LEVER QUICK ATTACH for LA1301S / LA1301 S-1 / LA1403 and LA1601S Loader (Light material use)	610	\$1,068.00
M9248	①②	84" HAY GRAPPLE BUCKET (Requires M1433 or M1432 3RD Function valve) Four tine, 2-cylinder grapple. Features 2-Lever QA coupler. Grapple will handle bales up to 6' in diameter. Shipped fully assembled but without hydraulic quick couplers. Requires two Hyd. 1/2" quick couplers with .375 fittings, obtain locally in the type preferred by the customer (i.e. Pioneer, Parker, or Flat Face)	1190	\$3,850.00
M9249	①②	90" HAY GRAPPLE BUCKET (Requires M1433 or M1432 3RD Function valve) Four tine, 2-cylinder grapple. Features 2-Lever QA coupler. Grapple will handle bales up to 6' in diameter. Shipped fully assembled but without hydraulic quick couplers. Requires two Hyd. 1/2" quick couplers with .375 fittings, obtain locally in the type preferred by the customer (i.e. Pioneer, Parker of flat face type)	1250	\$4,083.00
① Requires appropriate 3rd Function Hydraulic Control Valve				
② Shipped direct from the factory; painted Kubota orange. See PIB-2007-042 for details.				

Current Front Loaders

ORDER CODE	DESCRIPTION	APPROX. SHIP WT.	SUGGESTED LIST PRICE
BALE SPEARS			
M1804	BALE SPEAR, 2-LEVER TYPE QUICK ATTACH For LA1153, LA1353, LA1403, LA1953 and LA2253.	200	\$746.00
PALLET FORK FRAME / PALLET FORKS			
M1809	PALLET FORK FRAME (2-Lever Type Quick Coupler) LA1153/LA1353/LA1403/LA1953/LA2253 Loaders. Requires K9058 42" or K9059 48" Pallet Forks	200	\$690.00
K9058	42" PALLET FORKS Requires K9058 42" or K9059 48" Forks, 2750 lb @ 24" Forward Load Rating. LA1153/LA1353/LA1403 Requires M1819 Frame	190	\$476.00
K9059	48" PALLET FORKS 2750 lb @ 24" Forward Load Rating. M1809 Frame	212	\$512.00

Current Front Loaders

ORDER CODE	DESCRIPTION	APPROX. SHIP WT.	SUGGESTED LIST PRICE
LA1954 LOADER (2-LEVER TYPE QUICK COUPLER) (For M100GX / M110GX only)			
LA1954	FRONT LOADER (QA) Includes mounting kit and parking stands and QA coupler. DOES NOT INCLUDE LOADER VALVE, GRILLE GUARD OR BUCKET.	2110	\$6,173.00
VALVE KITS			
M1489	Loader Valve kit (Standard)	92	\$1,179.00
M1498	Loader Valve kit (Hydraulic Self Leveling)	111	\$2,014.00
LOADER ACCESSORIES KITS			
M1562	KSR (Kubota Shockless Ride) Accumulator	56	\$698.00
M1556	3rd Function Valve Kit	5	\$1,080.00
M1553A	Single Lever Valve Hose Quick Disconnect	24	\$821.00
GRILL GUARD KITS			
M1524	Grille Guard	61	\$278.00
BUCKETS / BUCKET TINE KITS / GRAPPLE BUCKETS (All 2-Lever Type QA)			
M1815	84" Rd Back High Capacity, Light Material Bucket	400	\$916.00
M1816	84" Rd Back Bucket	400	\$873.00
M1285	84" Bucket Tine Kit (includes 9 Tines and hardware)	90	\$436.00
M1886	96" Bucket	610	\$969.00
M1287	96" Bucket Tine Kit (includes 10 Tines and hardware)	100	\$484.00
M1896	96" Sq Back, High Capacity, Light Material Bucket	610	\$1,068.00
M9248	①② 84" HAY GRAPPLE BUCKET (Requires M1556 3RD Function valve) Four tine, 2-cylinder grapple. Features 2-Lever QA coupler. Grapple will handle bales up to 6' in diameter. Shipped fully assembled but without hydraulic quick couplers. Requires two Hyd. 1/2" quick couplers with .375 fittings, obtain locally in the type preferred by the customer (i.e. Pioneer, Parker, or Flat Face)	1190	\$3,850.00
M9249	①② 90" HAY GRAPPLE BUCKET (Requires M1556 3RD Function valve) Four tine, 2-cylinder grapple. Features 2-Lever QA coupler. Grapple will handle bales up to 6' in diameter. Shipped fully assembled but without hydraulic quick couplers. Requires two Hyd. 1/2" quick couplers with .375 fittings, obtain locally in the type preferred by the customer (i.e. Pioneer, Parker of flat face type)	1250	\$4,083.00
① Requires appropriate 3rd Function Hydraulic Control Valve			
② Shipped direct from the factory; painted Kubota orange. See PIB-2007-042 for details.			

Current Front Loaders

ORDER CODE	DESCRIPTION	APPROX. SHIP WT.	SUGGESTED LIST PRICE
---------------	-------------	---------------------	-------------------------

BALE SPEARS

M1804	Bale Spear 2-Lever Type QA	200	\$746.00
-------	----------------------------	-----	----------

PALLET FORK FRAME / PALLET FORKS

M1809	Pallet Fork Frame 2-Lever Type QA (Requires 42" or 48" Forks)	200	\$690.00
K9058	42" Pallet Forks, 2750 lb @ 24" Forward Load Rating.	176	\$476.00
K9059	48" Pallet Forks, 2750 lb @ 24" Forward Load Rating.	218	\$512.00

Current Front Loaders

ORDER CODE	DESCRIPTION	APPROX. SHIP WT.	SUGGESTED LIST PRICE
LA1954E LOADER (EURO TYPE QUICK COUPLER) (For M100GX / M110GX only)			
LA1954E	FRONT LOADER (EURO TYPE QA COUPLER) Includes mounting kit and parking stands and QA coupler. DOES NOT INCLUDE LOADER VALVE, GRILLE GUARD OR BUCKET.	2110	\$6,173.00
VALVE KITS			
M1489	Loader Valve kit (Standard)	92	\$1,179.00
M1498	Loader Valve kit (HydraulicSelf Leveling)	111	\$2,014.00
LOADER ACCESSORIES KITS			
M1562	KSR (Kubota Shockless Ride) Accumulator	56	\$698.00
M1556	3rd Function Valve Kit (requires M1967E)	5	\$1,080.00
M1553	Single Lever Valve Hose Quick Disconnect	24	\$821.00
M1967E	Hose Extension Kit, required for M1556	56	\$229.00
GRILL GUARD KITS			
M1524	Grille Guard	61	\$278.00
BUCKET / BUCKET TINE KITS / GRAPPLE BUCKETS			
M1816E	84" EURO QA Bucket	500	\$1,020.00
M1285	84" Bucket Tine Kit	90	\$436.00
M1886E	96" EURO QA Bucket	610	\$1,476.00
M1287	96" Bucket Tine Kit	100	\$484.00
M1896E	96" EURO QA Light Material Bucket	610	\$1,598.00
M9243E	84" EURO QA type Bale Grapple Bucket (Requires M1556 3RD Function valve) Six tine, 2-cylinder grapple. Features Euro QA coupler. Grapple will handle bales up to 6' in diameter. Shipped fully assembled but without hydraulic quick couplers. Requires two Hyd. 1/2" quick couplers with .375 fittings, obtain locally in the type preferred by the customer (i.e. Pioneer, Parker, or Flat Face)	1225	\$4,110.00
M9223E	96" EURO QA type Bale Grapple Bucket (Requires M1556 3RD Function valve) Six tine, 2-cylinder grapple. Features Euro QA coupler. Grapple will handle bales up to 6' in diameter. Shipped fully assembled but without hydraulic quick couplers. Requires two Hyd. 1/2" quick couplers with .375 fittings, obtain locally in the type preferred by the customer (i.e. Pioneer, Parker, or Flat Face)	1300	\$4,316.00
BALE SPEARS			
M1817E	Bale Spear Quick Coupler, Euro QA	200	\$821.00
PALLET FORK FRAME / PALLET FORKS			
M1819E	Pallet Fork Frame, Euro QA (Requires 42" or 48" Forks)	200	\$758.00
K9058	42" Pallet Forks, 2750 lb @ 24" Forward Load Rating.	176	\$476.00
K9059	48" Pallet Forks, 2750 lb @ 24" Forward Load Rating.	218	\$512.00

Current Front Loaders

ORDER CODE	DESCRIPTION	FACTORY NUMBER	APPROX. SHIP WT.	SUGGESTED LIST PRICE
------------	-------------	----------------	------------------	----------------------

LA2254 LOADER (2-LEVER TYPE QUICK COUPLER) (For M126GX / M135GX only)

LA2254	FRONT LOADER (QA) Includes mounting kit and parking stands and QA coupler. DOES NOT INCLUDE LOADER VALVE, GRILLE GUARD OR BUCKET.		2110	\$7,509.00
--------	--	--	------	------------

VALVE KITS

M1489	Loader Valve kit (Standard)		92	\$1,179.00
M1499	Loader Valve kit (Hydraulic Self Leveling)		111	\$2,068.00

LOADER ACCESSORIES KITS

M1562	KSR (Kubota Shockless Ride) Accumulator		56	\$698.00
M1557	3rd Function Valve Kit		5	\$1,188.00
M1553A	Single Lever Valve Hose Quick Disconnect		24	\$821.00

GRILLE GUARD KITS

M1524	Grille Guard		61	\$278.00
-------	--------------	--	----	----------

BUCKETS / BUCKET TINE KITS / GRAPPLE BUCKETS (All 2-Lever type QA)

M1815		84" RB, High Capacity, Light Material Bucket	400	\$916.00
M1816		84" RB Bucket	400	\$873.00
M1285		84" Bucket Tine Kit (includes 9 Tines and hardware)	90	\$436.00
M1886		96" SQ Back Bucket	610	\$969.00
M1287		96" Bucket Tine Kit (includes 10 Tines and hardware)	100	\$484.00
M1896		96" RB, High Capacity, Light Material Bucket	610	\$1,068.00
M9248	①②	84" EURO COUPLER HAY GRAPPLE BUCKET (Requires M1557 3RD Function valve) Four tine, 2-cylinder grapple. Features 2-Lever QA coupler. Grapple will handle bales up to 6' in diameter. Shipped fully assembled but without hydraulic quick couplers. Requires two Hyd. 1/2" quick couplers with .375 fittings, obtain locally in the type preferred by the customer (i.e. Pioneer, Parker, or Flat Face)	1190	\$3,850.00
M9249	①②	96" EURO COUPLER HAY GRAPPLE BUCKET QU (Requires M1557 3RD Function valve) Four tine, 2-cylinder grapple. Features 2-Lever QA coupler. Grapple will handle bales up to 6' in diameter. Shipped fully assembled but without hydraulic quick couplers. Requires two Hyd. 1/2" quick couplers with .375 fittings, obtain locally in the type preferred by the customer (i.e. Pioneer, Parker or flat face type)	1250	\$4,083.00

① Requires appropriate 3rd Function Hydraulic Control Valve
② Shipped direct from the factory; painted Kubota orange. See PIB-2007-042 for details.

Current Front Loaders

ORDER CODE	DESCRIPTION	APPROX. SHIP WT.	SUGGESTED LIST PRICE
---------------	-------------	---------------------	-------------------------

BALE SPEARS

M1804	Bale Spear Quick Coupler, Euro QA	200	\$746.00
-------	-----------------------------------	-----	----------

PALLET FORK FRAME / PALLET FORKS

M1809	Pallet Fork Frame 2-Lever Type QA (Requires 42" or 48" Forks)	200	\$690.00
K9058	42" Pallet Forks, 2750 lb @ 24" Forward Load Rating.	176	\$476.00
K9059	48" Pallet Forks, 2750 lb @ 24" Forward Load Rating.	218	\$512.00

Current Front Loaders

ORDER CODE	DESCRIPTION	APPROX. SHIP WT.	SUGGESTED LIST PRICE
LA2254E LOADER (EURO TYPE QUICK COUPLER) (For M126GX / M135GX only)			
LA2254E	FRONT LOADER (EURO TYPE QA COUPLER) Includes mounting kit and parking stands and QA coupler. DOES NOT INCLUDE LOADER VALVE, GRILLE GUARD OR BUCKET.	2110	\$7,509.00
VALVE KITS			
M1489	Loader Valve kit (Standard)	92	\$1,179.00
M1499	Loader Valve kit (Hydraulic Self Leveling)	111	\$2,068.00
LOADER ACCESSORIES KITS			
M1562	KSR (Kubota Shockless Ride) Accumulator Kit	56	\$698.00
M1557	3rd Function Control Valve Kit (Requires M1997E)	56	\$1,188.00
M1997E	Hose extension kit required for M1555	56	\$229.00
M1553A	Single Lever Loader Valve Hoses Quick Coupler	24	\$821.00
M1967E	Hose Extension Kit, required for M1554	56	\$229.00
GRILLE GUARD KITS			
M1524	Grille Guard	61	\$278.00
BUCKET / BUCKET TINE KITS / GRAPPLE BUCKETS			
M1816E	84" EURO QA Bucket	500	\$1,020.00
M1285	84" Bucket Tine Kit	90	\$436.00
M1886E	96" EURO QA Bucket	610	\$1,476.00
M1287	96" Bucket Tine Kit	100	\$484.00
M1896E	96" EURO QA Light Material Bucket	610	\$1,598.00
M9243E	①② 84" BALE GRAPPLE BUCKET (Requires M1557 3RD Function valve) Six tine, 2-cylinder grapple. Features Euro QA coupler. Grapple will handle bales up to 6' in diameter. Shipped fully assembled but without hydraulic quick couplers. Requires two Hyd. 1/2" quick couplers with .375 fittings, obtain locally in the type preferred by the customer (i.e. Pioneer, Parker, or Flat Face)	1225	\$4,110.00
M9223E	①② 90" BALE GRAPPLE BUCKET QUICK COUPLER (Requires M1557 3RD Function valve) Six tine, 2-cylinder grapple. Features Euro QA coupler. Grapple will handle bales up to 6' in diameter. Shipped fully assembled but without hydraulic quick couplers. Requires two Hyd. 1/2" quick couplers with .375 fittings, obtain locally in the type preferred by the customer (i.e. Pioneer, Parker of flat face type)	1300	\$4,316.00
① Requires appropriate 3rd Function Hydraulic Control Valve			
② Shipped direct from the factory; painted Kubota orange. See PIB-2007-042 for details.			

Current Front Loaders

ORDER CODE	DESCRIPTION	APPROX. SHIP WT.	SUGGESTED LIST PRICE
BALE SPEARS			
M1817E	Bale Spear Quick Coupler, Euro QA	200	\$821.00
PALLET FORK FRAME / PALLET FORKS			
M1819E	Pallet Fork Frame Euro QA (Requires 42" or 48" Forks)	200	\$758.00
K9058	42" Pallet Forks, 2750 lb @ 24" Forward Load Rating.	176	\$476.00
K9059	48" Pallet Forks, 2750 lb @ 24" Forward Load Rating.	218	\$512.00

Prior Model Front Loaders

ORDER CODE	DESCRIPTION	APPROX. SHIP WT.	SUGGESTED LIST PRICE
LA1953 LOADER (2-LEVER TYPE QUICK COUPLER)			
LA1953	FRONT LOADER (QA) Includes mounting kit and parking stands and QA coupler. DOES NOT INCLUDE LOADER VALVE, GRILLE GUARD OR BUCKET.	2110	\$6,173.00
VALVE KITS			
M1486	Loader Valve kit (Standard)	92	\$1,179.00
M1488	Loader Valve kit (Self Leveling)	111	\$2,068.00
LOADER ACCESSORIES KITS			
M1552	KSR (Kubota Shockless Ride) Accumulator	56	\$698.00
M1555	3rd Function Valve Kit	5	\$1,188.00
M1553A	Single Lever Valve Hose Quick Disconnect	24	\$821.00
GRILL GUARD KITS			
M1522	Grille Guard	61	\$278.00
BUCKETS / BUCKET TINE KITS / GRAPPLE BUCKETS (All 2-Lever Type QA)			
M1815	84" Rd Back High Capacity, Light Material Bucket	400	\$916.00
M1816	84" Rd Back Bucket	400	\$873.00
M1285	84" Bucket Tine Kit (includes 9 Tines and hardware)	90	\$436.00
M1886	96" Bucket	610	\$969.00
M1287	96" Bucket Tine Kit (includes 10 Tines and hardware)	100	\$484.00
M1896	96" Sq Back, High Capacity, Light Material Bucket	610	\$1,068.00
M9248	① ② 84" HAY GRAPPLE BUCKET (Requires M1555 3RD Function valve) Four tine, 2-cylinder grapple. Features 2-Lever QA coupler. Grapple will handle bales up to 6' in diameter. Shipped fully assembled but without hydraulic quick couplers. Requires two Hyd. 1/2" quick couplers with .375 fittings, obtain locally in the type preferred by the customer (i.e. Pioneer, Parker, or Flat Face)	1190	\$3,850.00
M9249	① ② 90" HAY GRAPPLE BUCKET (Requires M1555 3RD Function valve) Four tine, 2-cylinder grapple. Features 2-Lever QA coupler. Grapple will handle bales up to 6' in diameter. Shipped fully assembled but without hydraulic quick couplers. Requires two Hyd. 1/2" quick couplers with .375 fittings, obtain locally in the type preferred by the customer (i.e. Pioneer, Parker or flat face type)	1250	\$4,083.00
① Requires appropriate 3rd Function Hydraulic Control Valve			
② Shipped direct from the factory; painted Kubota orange. See PIB-2007-042 for details.			

Current Front Loaders

ORDER CODE	DESCRIPTION	APPROX. SHIP WT.	SUGGESTED LIST PRICE
BALE SPEARS			
M1804	Bale Spear 2-Lever Type QA	200	\$746.00
PALLET FORK FRAME / PALLET FORKS			
M1809	Pallet Fork Frame 2-Lever Type QA (Requires 42" or 48" Forks)	200	\$690.00
K9058	42" Pallet Forks, 2750 lb @ 24" Forward Load Rating.	176	\$476.00
K9059	48" Pallet Forks, 2750 lb @ 24" Forward Load Rating.	218	\$512.00

Current Front Loaders

ORDER CODE	DESCRIPTION	APPROX. SHIP WT.	SUGGESTED LIST PRICE
LA1953E LOADER (EURO TYPE QUICK COUPLER)			
LA1953E	FRONT LOADER (EURO TYPE QA COUPLER) Includes mounting kit and parking stands and QA coupler. DOES NOT INCLUDE LOADER VALVE, GRILLE GUARD OR BUCKET.	2110	\$6,173.00
VALVE KITS			
M1486	Loader Valve kit (Standard)	92	\$1,179.00
M1487	Loader Valve kit (Self Leveling)	111	\$2,014.00
LOADER ACCESSORIES KITS			
M1552	KSR (Kubota Shockless Ride) Accumulator	56	\$698.00
M1554	3rd Function Valve Kit	5	\$1,080.00
M1553A	Single Lever Valve Hose Quick Disconnect	24	\$821.00
M1967E	Hose Extension Kit, required for M1554	56	\$229.00
GRILL GUARD KITS			
M1522	Grille Guard	61	\$278.00
BUCKET / BUCKET TINE KITS / GRAPPLE BUCKETS			
M1816E	84" EURO QA Bucket	500	\$1,020.00
M1285	84" Bucket Tine Kit	90	\$436.00
M1886E	96" EURO QA Bucket	610	\$1,476.00
M1287	96" Bucket Tine Kit	100	\$484.00
M1896E	96" EURO QA Light Material Bucket	610	\$1,598.00
M9243E	84" EURO QA type Bale Grapple Bucket (Requires M1554 3RD Function valve) Six tine, 2-cylinder grapple. Features Euro QA coupler. Grapple will handle bales up to 6' in diameter. Shipped fully assembled but without hydraulic quick couplers. Requires two Hyd. 1/2" quick couplers with .375 fittings, obtain locally in the type preferred by the customer (i.e. Pioneer, Parker, or Flat Face)	1225	\$4,110.00
M9223E	96" EURO QA type Bale Grapple Bucket (Requires M1554 3RD Function valve) Six tine, 2-cylinder grapple. Features Euro QA coup Grapple will handle bales up to 6' in diameter. Shipped fully assembled but without hydraulic quick couplers. Requires two Hyd. 1/2" quick couplers with .375 fittings, obtain locally in the type preferred by the customer (i.e. Pioneer, Parker, or Flat Face)	1300	\$4,316.00
BALE SPEARS			
M1817E	Bale Spear Quick Coupler, Euro QA	200	\$821.00
PALLET FORK FRAME / PALLET FORKS			
M1819E	Pallet Fork Frame, Euro QA (Requires 42" or 48" Forks)	200	\$758.00
K9058	42" Pallet Forks, 2750 lb @ 24" Forward Load Rating.	176	\$476.00
K9059	48" Pallet Forks, 2750 lb @ 24" Forward Load Rating.	218	\$512.00

Current Front Loaders

ORDER CODE	DESCRIPTION	APPROX. SHIP WT.	SUGGESTED LIST PRICE
LA2253 LOADER (2-LEVER TYPE QUICK COUPLER)			
LA2253	FRONT LOADER (QA) Includes mounting kit and parking stands and QA coupler. DOES NOT INCLUDE LOADER VALVE, GRILLE GUARD OR BUCKET.	2110	\$7,509.00
VALVE KITS			
M1486	Loader Valve kit (Standard)	92	\$1,179.00
M1488	Loader Valve kit (Self Leveling)	111	\$2,068.00
LOADER ACCESSORIES KITS			
M1552	KSR (Kubota Shockless Ride) Accumulator	56	\$698.00
M1555	3rd Function Valve Kit	5	\$1,188.00
M1553	Single Lever Valve Hose Quick Disconnect	24	\$821.00
GRILLE GUARD KITS			
M1523	Grille Guard	61	\$278.00
BUCKETS / BUCKET TINE KITS / GRAPPLE BUCKETS (All 2-Lever type QA)			
M1815	84" RB, High Capacity, Light Material Bucket	400	\$916.00
M1816	84" RB Bucket	400	\$873.00
M1285	84" Bucket Tine Kit (includes 9 Tines and hardware)	90	\$436.00
M1886	96" SQ Back Bucket	610	\$969.00
M1287	96" Bucket Tine Kit (includes 10 Tines and hardware)	100	\$484.00
M1896	96" RB, High Capacity, Light Material Bucket	610	\$1,068.00
M9248	①② 84" HAY GRAPPLE BUCKET (Requires M1555 3RD Function valve) Four tine, 2-cylinder grapple. Features 2-Lever QA coupler. Grapple will handle bales up to 6' in diameter. Shipped fully assembled but without hydraulic quick couplers. Requires two Hyd. 1/2" quick couplers with .375 fittings, obtain locally in the type preferred by the customer (i.e. Pioneer, Parker, or Flat Face)	1190	\$3,850.00
M9249	①② 90" HAY GRAPPLE BUCKET QUICK (Requires M1555 3RD Function valve) Four tine, 2-cylinder grapple. Features 2-Lever QA coupler. Grapple will handle bales up to 6' in diameter. Shipped fully assembled but without hydraulic quick couplers. Requires two Hyd. 1/2" quick couplers with .375 fittings, obtain locally in the type preferred by the customer (i.e. Pioneer, Parker or flat face type)	1250	\$4,083.00
① Requires appropriate 3rd Function Hydraulic Control Valve			
② Shipped direct from the factory; painted Kubota orange. See PIB-2007-042 for details.			

Current Front Loaders

ORDER CODE	DESCRIPTION	APPROX. SHIP WT.	SUGGESTED LIST PRICE
---------------	-------------	---------------------	-------------------------

BALE SPEARS

M1804	Bale Spear Quick Coupler, Euro QA	200	\$746.00
-------	-----------------------------------	-----	----------

PALLET FORK FRAME / PALLET FORKS

M1809	Pallet Fork Frame 2-Lever Type QA (Requires 42" or 48" Forks)	200	\$690.00
K9058	42" Pallet Forks, 2750 lb @ 24" Forward Load Rating.	176	\$476.00
K9059	48" Pallet Forks, 2750 lb @ 24" Forward Load Rating.	218	\$512.00

Current Front Loaders

ORDER CODE	DESCRIPTION	APPROX. SHIP WT.	SUGGESTED LIST PRICE
LA2253E LOADER (EURO TYPE QUICK COUPLER)			
LA2253E	FRONT LOADER (EURO TYPE QA COUPLER) Includes mounting kit and parking stands and QA coupler. DOES NOT INCLUDE LOADER VALVE, GRILLE GUARD OR BUCKET.	2110	\$7,509.00
VALVE KITS			
M1486	Loader Valve kit (Standard)	92	\$1,179.00
M1488	Loader Valve kit (Self Leveling)	111	\$2,068.00
LOADER ACCESSORIES KITS			
M1552	KSR (Kubota Shockless Ride) Accumulator Kit	56	\$698.00
M1557	3rd Function Control Valve Kit (Requires M1997E)	56	\$1,188.00
M1997E	Hose extension kit required for M1557	56	\$229.00
M1553A	Single Lever Loader Valve Hoses Quick Coupler	24	\$821.00
M1967E	Hose Extension Kit, required for M1557	56	\$229.00
GRILLE GUARD KITS			
M1523	Grille Guard	61	\$278.00
BUCKET / BUCKET TINE KITS / GRAPPLE BUCKETS			
M1816E	84" EURO QA Bucket	500	\$1,020.00
M1285	84" Bucket Tine Kit	90	\$436.00
M1886E	96" EURO QA Bucket	610	\$1,476.00
M1287	96" Bucket Tine Kit	100	\$484.00
M1896E	96" EURO QA Light Material Bucket	610	\$1,598.00
M9243E	①② 84" BALE GRAPPLE BUCKET (Requires M1555 3RD Function valve) Six tine, 2-cylinder grapple. Features Euro QA coupler. Grapple will handle bales up to 6' in diameter. Shipped fully assembled but without hydraulic quick couplers. Requires two Hyd. 1/2" quick couplers with .375 fittings, obtain locally in the type preferred by the customer (i.e. Pioneer, Parker, or Flat Face)	1225	\$4,110.00
M9223E	①② 90" BALE GRAPPLE BUCKET QUICK COUPLER (Requires M1555 3RD Function valve) Six tine, 2-cylinder grapple. Features Euro QA coupler. Grapple will handle bales up to 6' in diameter. Shipped fully assembled but without hydraulic quick couplers. Requires two Hyd. 1/2" quick couplers with .375 fittings, obtain locally in the type preferred by the customer (i.e. Pioneer, Parker or flat face type)	1300	\$4,316.00
① Requires appropriate 3rd Function Hydraulic Control Valve			
② Shipped direct from the factory; painted Kubota orange. See PIB-2007-042 for details.			

Current Front Loaders

ORDER CODE	DESCRIPTION	APPROX. SHIP WT.	SUGGESTED LIST PRICE
---------------	-------------	---------------------	-------------------------

BALE SPEARS

M1817E	Bale Spear Quick Coupler, Euro QA	200	\$821.00
--------	-----------------------------------	-----	----------

PALLET FORK FRAME / PALLET FORKS

M1819E	Pallet Fork Frame Euro QA (Requires 42" or 48" Forks)	200	\$758.00
K9058	42" Pallet Forks, 2750 lb @ 24" Forward Load Rating.	176	\$476.00
K9059	48" Pallet Forks, 2750 lb @ 24" Forward Load Rating.	218	\$512.00

Replacement Front Loaders

ORDER CODE		DESCRIPTION	APPROX. SHIP WT.	SUGGESTED LIST PRICE
REPLACEMENT M-SERIES LOADERS				
LA852-2	②	HEAVY DUTY FRONT LOADER Includes Mounting Kit and Grille Guard. DOES NOT INCLUDE BUCKET OR JOYSTICK CONTROL VALVE. Bucket and Valve must be ordered separately. Rod Level Indicator L1738, optional.	1000	\$3,353.00
LA1002-5R2	①②	FRONT LOADER (ROPS MODELS) Includes Valve, Mounting Kit for all Tractor applications, Parking Stands, Grille Guard and Bucket Level Indicator (Rod Type). DOES NOT INCLUDE BUCKET. Bucket must be ordered separately.	1300	\$4,588.00
LA1002-57C	①	FRONT LOADER (CAB MODELS) Includes Valve, Mounting Kit for all Tractor applications, Parking Stands, Grille Guard and Bucket Level Indicator (Rod Type). DOES NOT INCLUDE BUCKET. Bucket must be ordered separately.	1250	\$4,635.00
LA1002-6R1	①②	FRONT LOADER (ROPS MODELS) Includes Valve, Mounting Kit for all Tractor applications, Parking Stands, Grille Guard and Bucket Level Indicator (Rod Type). DOES NOT INCLUDE BUCKET. Bucket must be ordered separately.	1250	\$4,563.00

* Subject to availability.

① Use M1059 Weight Bracket Kit for front weight compatibility when Loader is detached. Refer to appropriate tractor, Optional Equipment section for details.

② New model loader control valves include the transport lockout.

Replacement Front Loaders

ORDER CODE	DESCRIPTION	APPROX. SHIP WT.	SUGGESTED LIST PRICE
LA1002-68C	^① FRONT LOADER (ALL CAB MODELS) Includes Valve, Mounting Kit for all Tractor applications, Parking Stands, Grille Guard and Bucket Level Indicator (Rod Type). DOES NOT INCLUDE BUCKET. Bucket must be ordered separately.	1250	\$4,867.00
LA1162-6R1	^{①②} FRONT LOADER (Mech. Self Leveling) Includes Valve and Joystick Control, Mounting Kit, Parking Stands, and Grille Guard. DOES NOT INCLUDE BUCKET. Bucket must be ordered separately.	1300	\$5,308.00
LA1162-68C	FRONT LOADER (CAB MODELS) Includes Valve and Joystick Control, Mounting Kit, Parking Stands, and Grille Guard. DOES NOT INCLUDE BUCKET. Bucket must be ordered separately.	1250	\$5,876.00
LA1301S-1	^③ FRONT LOADER (Mech. Self Leveling) Includes Mounting Kit, Parking Stands, and Quick Coupler. DOES NOT INCLUDE VALVE, BUCKET, OR GRILLE GUARD. You must order these items separately.	2110	\$5,908.00
LA1601S	^③ FRONT LOADER (Mech. Self Leveling) Includes Mounting Kit, Parking Stands, and Quick Coupler. DOES NOT INCLUDE VALVE, BUCKET, OR GRILLE GUARD. You must order these items separately.	2110	\$6,740.00
LA1251A-1	FRONT LOADER Includes Mounting Kit for all Tractor applications, Parking Stands, Grille Guard and Bucket Level indicator (Rod Type). DOES NOT INCLUDE BUCKET OR VALVE KIT. Bucket and Valve Kit must be ordered separately.	1930	\$4,680.00

VALVE KITS FOR LA852-2 LOADERS (Must order one.)

L2095-1	STD. JOYSTICK CONTROL VALVE 3-Position Valve with transport lock	25	\$657.00
L2096-1	REMOTE JOYSTICK CONTROL VALVE 3-Position with transport lock, fender mounted Joystick with cable control to valve mounted on frame	25	\$952.00

- ^① Use M1059 Weight Bracket Kit for front weight compatibility when Loader is detached. Refer to appropriate tractor, Optional Equipment section for details.
- ^② New model loader control valves include the transport lockout.
- ^③ The Grille Guard is required. It's packaged separately to accommodate non-loader applications.

Loader Attachments

ORDER CODE	DESCRIPTION	APPROX. SHIP WT.	SUGGESTED LIST PRICE
---------------	-------------	---------------------	-------------------------

VALVE KITS FOR LA1251A LOADERS (PRIOR MODELS)

M1271-1	VALVE KIT — ROPS MODELS Standard Joystick Valve is Series type for dual function operation. It has 3-position dump spool with regenerative dump for fast cycle times. A Transport Lockout Lever is standard. Valve remains with tractor when loader is detached.	75	\$993.00
M1281	VALVE KIT — CAB MODELS. Joystick Control is pedestal mounted with tilt-up feature for right side cab entry, it's a Series Valve for dual function operation with a 3-position dump spool and regenerative feature for fast cycle times. Valve remains with tractor when loader is detached.	92	\$1,298.00

VALVE KIT FOR LA1301S(-1) / LA1601S LOADER

M1872	VALVE KIT - M105SDSL Low Profile ROPS Joystick Control is pedestal mounted, it's a Series Valve for dual function operation with a regenerative feature for fast cycle times. Valve remains with tractor when loader is detached	75	\$1,254.00
M1885A	VALVE KIT - M95S / M105S ROPS/CAB MODELS. Joystick Control is pedestal mounted with tilt-up feature for right side cab entry, it's a Series Valve for dual function operation with a regenerative feature for fast cycle times Valve remains with tractor when loader is detached.	72	\$1,254.00
M1894	VALVE KIT - M105X / M108X / M125X CAB Models Joystick Control is pedestal mounted with tilt-up feature for right side cab entry, it's a Series Valve for dual function operation with a regenerative feature for fast cycle times. Valve remains with tractor when loader is detached.	56	\$1,298.00
M1895	VALVE KIT - M-110DTC/M-120DTC Control is pedestal mounted with tilt-up feature for right side cab entry, it's a Series Valve for dual function operation with a regenerative feature for fast cycle times. Valve remains with tractor when loader is detached.	56	\$1,298.00

Loader Attachments

ORDER CODE		DESCRIPTION	APPROX. SHIP WT.	SUGGESTED LIST PRICE
GRILLE GUARD KITS				
M1890	①	Grille Guard Kit for Loader and Non-Loader applications (M95S/M105S w/without LA1301S-1 Loader).	61	\$272.00
M1891	①	Grille Guard Kit for Loader and Non-Loader applications (M95XDTC/M108XDTC/M105XDTC w/without LA1301S-1 Loader).	61	\$272.00
M1892	①	Grille Guard Kit for Loader and Non-Loader applications (M-110DTC/M-120DTC w/without LA1601S Loader).	61	\$272.00
M1893	①	Grille Guard Kit for Loader and Non-Loader applications (M125XDTC w/without LA1601S Loader).	61	\$272.00

① You must order appropriate Grille Guard Kit when installing a loader for S and S-1 loaders.

NOTE: All weights must be removed for loader application.

Loader Attachments

ORDER CODE	DESCRIPTION	APPROX. SHIP WT.	SUGGESTED LIST PRICE
BUCKETS			
BUCKETS FOR LB702 LOADER			
MX1714	72" SQUARE BACK BUCKET for LB702	400	\$654.00
L1750	70" LIGHT MATERIAL BUCKET for LB702	212	\$646.00
BUCKETS FOR LA852-2 LOADER			
L1769	72" SQUARE BACK BUCKET for LA852-2	400	\$677.00
L1779	72" H.D. ROUND BACK BUCKET for LA852-2	400	\$1,106.00
BUCKETS FOR LA1162 LOADER			
TL1746	72" SQUARE BACK BUCKET PIN-ON for LA1162	214	\$654.00
TL1747	72" HEAVY-DUTY ROUND BACK PIN-ON BUCKET for LA1162	336	\$1,174.00
TL1748	BOLT ON CUTTING EDGE for L2285, L2296 and TL1747 H.D. Bucket	65	\$227.00
M1037A	73" GENERAL PURPOSE BUCKET / QUICK ATTACH For LA1162. Includes Bolt-on reversible cutting edge. Requires TL1709 Quick Coupler	400	\$894.00
BUCKETS FOR LA1001/1002 LOADERS			
M1047	72" BUCKET For LA1001 (-1) and LA1002 Loaders. Converts to Quick-Attach Type with M1066 Coupler and M1067 Bracket Kit.	400	\$707.00
BUCKETS FOR LA1251A LOADERS			
M1282	72" BUCKET, PIN ON For LA1251(A) Loaders	400	\$687.00
M1283	72" BUCKET, QUICK ATTACH for LA1251(A) Loaders Requires M1292 Quick Coupler.	400	\$709.00
M1284	84" BUCKET, QUICK ATTACH for LA1251(A), LA1301 and LA1601 Loaders, LA1251(A) requires M1292 Quick Coupler.	500	\$807.00

Loader Attachments

ORDER CODE	DESCRIPTION	APPROX. SHIP WT.	SUGGESTED LIST PRICE
---------------	-------------	---------------------	-------------------------

BUCKETS

BUCKETS FOR LA1301S/LA1301S-1/LA1601S LOADERS

M1884	84" BUCKET, 2-LEVER QUICK ATTACH For LA1301S / LA1301S-1 / LA1601S Loader	500	\$806.00
M1886	96" BUCKET, 2-LEVER QUICK ATTACH For LA1301S / LA1301S-1 / LA1403 / LA1601S Loader	610	\$969.00
M1896	96" HIGH CAPACITY BUCKET, 2-LEVER QUICK ATTACH for LA1301S / LA1301S-1 / LA1403 / LA1601S Loader (Light material use)	610	\$1,068.00
M1286	96" BUCKET, QUICK ATTACH For LA1301 and LA1601 Loaders	610	\$973.00

Loader Attachments

ORDER CODE	DESCRIPTION	APPROX. SHIP WT.	SUGGESTED LIST PRICE
ROD LEVEL INDICATOR (LA852-1 LOADER)			
L1738	Attachment Level Indicator (Rod Type) For LA852-2 only.	10	\$62.00
MX2140	Attachment level Indicator (Rod Type) for LA844	10	\$72.00
QUICK-ATTACH COUPLERS			
BL1767	QUICK ATTACH COUPLER for LB702	65	\$279.00
L1716	QUICK ATTACH COUPLER for LA852-2	42	\$352.00
TL1709A	QUICK ATTACH COUPLER (2-Lever Type) 2-Lever Quick Coupler (for LA1162 Loader only.)	116	\$467.00
M1066	QUICK ATTACH COUPLER Required on LA1001(-1) and LA1002 Loaders to accept Quick-Coupler implements. Note: Requires M1067 Bracket Kit for bucket.	46	\$197.00
M1067	QUICK ATTACH BRACKET KIT Required for Buckets with M1066 Coupler to make them Quick Attach.	37	\$164.00
M1292	QUICK ATTACH COUPLER (Kubota Type) Required on LA1251A Loader to accept Quick-Coupler Implements.	65	\$327.00
L2226	QUICK ATTACH COUPLER (2-Lever Quick Type) Required on LA844 Loader to accept Quick Coupler attachments/buckets	112	\$452.00
M1802	QUICK ATTACH COUPLER (2-Lever Type) Required on LA1002 Loader to accept Quick Coupler attachments/buckets	TBA	\$516.00
HEAVY DUTY BOLT ON CUTTING EDGE			
TL1748	72" Bolt-on Reversible Cutting Edge for L2286 and LA2296 Buckets	65	\$227.00

Loader Attachments

ORDER CODE		DESCRIPTION	APPROX. SHIP WT.	SUGGESTED LIST PRICE
PALLET FORKS AND FRAMES				
K9048		36" PALLET FORKS For LB702 requires L2077A Frame, LA852-2 requires L2097 Frame, LA844 requires L2226 Quick Attach Coupler, 2750 lb @ 24" Forward Load Rating.	180	\$407.00
K9058		42" PALLET FORKS For LA852-2 requires L2097 Frame, LA1001-1 and LA1002 Loaders requires M1048A Frame, LA844 requires L2226 Quick Attach Coupler, 2750 lb @ 24" Forward Load Rating. LA1153/LA1353A requires M1809 Frame	190	\$476.00
K9059		48" PALLET FORKS For LA852-2 requires L2097 Frame, LA1001(-1) and LA1002 Loaders requires M1048A Frame, 2750 lb @ 24" Forward Load Rating. LA1353 requires M1819 Frame	212	\$512.00
M1038	②	48" PALLET FORKS For LA1162, LA1301S, LA1301S-1, and LA1601S. Complete with Frame, 2560 lb lift capacity with LA1162, 2865 lb capacity with LA1301S-1, and 3430 lb capacity with LA1601S.	650	\$1,230.00
L2077A	①	PALLET FORK FRAME For LB702. Required for K9048 Pallet Forks	165	\$613.00
L2097	①	PALLET FORK FRAME Required for K9048 or K9058 Pallet Forks	165	\$687.00
M1048A		QUICK ATTACH PALLET FORK FRAME Requires K9058 Pallet Forks. Includes Quick Attach Brackets	202	\$1,263.00
M1294		48" PALLET FORKS, QUICK ATTACH For LA1251A, LA1301 and LA1601 Loaders. Complete with frame, 2300 lb lift capacity with LA1251(A) and LA1301, 3000 lb capacity with LA1601.	200	\$1,570.00

* Subject to availability.

① BL1767 and L1716 Quick Coupler compatible to make Pallet Fork Frame Quick Attach.

② LA1162 Loader requires TL1709 Skid-Loader type Quick Coupler.

Loader Attachments

ORDER CODE	DESCRIPTION	APPROX. SHIP WT.	SUGGESTED LIST PRICE
---------------	-------------	---------------------	-------------------------

BALE SPEARS

M1058A	BALE SPEAR (Includes Quick Attach Brackets) For LA1001-1, LA1002	195	\$647.00
M1293	BALE SPEAR, QUICK ATTACH For LA1251(A) (Includes Quick Attach Brackets)	200	\$779.00
M1296	BALE SPEAR, QUICK ATTACH For LA1301 and LA1601 Loaders. (Includes Quick Attach Brackets)	200	\$779.00
M1804	BALE SPEAR, QUICK ATTACH For LA1301S, LA1301S-1, LA1601S	200	\$746.00
MX1702	BALE SPEAR (Pin-on or Quick Attach) For LA852-2	225	\$625.00
① LA1162 Loader requires TL1709 2-Lever Quick Coupler.			

BUCKET TINE KITS AND UNIVERSAL BRACKET KIT

M1057	TINE KIT (Includes 8 Tines & Hardware) For M1047, M1811 72" Buckets (For LA1001/LA1002/LA1153/LA1353 loaders)	60	\$272.00
M1285	TINE KIT (Includes 9 Tines & Hardware For M1284, M1884 and M1816 Buckets (LA1251A, LA1353A, LA1301, LA1301S, LA1301S-1, LA1403, LA1601, and LA1601S Loaders)	60	\$436.00
M1287	TINE KIT (Includes 10 Tines & Hardware For M1286 and M1886 Buckets (LA1301, LA1301S, LA1301S-1, LA1601, or LA1601S Loaders)	65	\$484.00
M1295	UNIVERSAL BRACKET KIT Includes 2 brackets, For LA1251(A) with M1292 Coupler, LA1301 and LA1601 Loaders. See PIB-99-09, attaches other brand Loader attachments, "Use Certified Welder."	125	\$194.00

Loader Attachments

ORDER CODE		DESCRIPTION	APPROX. SHIP WT.	SUGGESTED LIST PRICE
HAY GRAPPLE				
M9238		Valve Kit for LA1301S/LA1601S 12 Volt electric over hydraulic switch valve diverts dump circuit oil to operate grapple. Includes valve, wire harness, bracket and palm grip.	24	\$621.00
M9239		Hay Grapple for LA1301S/LA1601S (Requires M9238 Valve Kit) Four tine, 2-cylinder grapple, 60" wide. Includes complete grapple, brackets, hoses, couplers. Requires bucket tine kit for 5' x 5' or 5' x 6' bales Requires "Certified Welder" for mounting brackets.	500	\$2,118.00
M9247	①②	Hay Grapple, 72" for LA1153 Four tine, 2-cylinder grapple. Features 2-Lever style QA coupler. Grapple will handle bales up to 6' in diameter. Shipped fully assembled but without hydraulic quick couplers. Requires two Hyd. 1/2" quick couplers with .375 fittings, obtain locally in the type preferred by the customer (i.e. Pioneer, Parker, or Flat Face).	1090	\$3,499.00
M9248	①②	Hay Grapple, 84" for LA1353A / LA1403 Four tine, 2-cylinder grapple. Features 2-Lever style QA coupler. Grapple will handle bales up to 6' in diameter. Shipped fully assembled but without hydraulic quick couplers. Requires two Hyd. 1/2" quick couplers with .375 fittings, obtain locally in the type preferred by the customer (i.e. Pioneer, Parker, or Flat Face)	1190	\$3,850.00
M9249	①②	Hay Grapple, 90" for LA1353A / LA1403 Four tine, 2-cylinder grapple. Features 2-Lever style QA coupler. Grapple will handle bales up to 6' in diameter. Shipped fully assembled but without hydraulic quick couplers. Requires two Hyd. 1/2" quick couplers with .375 fittings, obtain locally in the type preferred by the customer (i.e. Pioneer, Parker, or Flat Face)	1250	\$4,083.00

① Requires appropriate 3rd Function Hydraulic Control Valve.

② Shipped direct from factory painted Orange. See PIB-2007-042 for details.

Backhoes

M SERIES BACKHOE CHART

Backhoe	Tractor Series	Tractor Model	Mounting Kit & Subframe	Buckets	Thumb Option
BH92	MX	MX4700 All, MX5100 All	BH4978	PIN ON BUCKETS 12" - BT3001 16" - BT3002A 18" - BT3003A 24" - BT3004 30" - BT3005A 36" - BT3006	Mechanical Thumb BH4949
				QUICK COUPLER BUCKETS 12" - BT4552 16" - BT4553 18" - BT4554 24" - BT4555 36" - BT4557	Hydraulic Thumb BT4598
					Hydraulic Thumb Valve BH4948
M4011①	M	M5040, M5140, M6040, M7040 ROPS	M4012	Buckets 12" - L5415A 16" - L5416A 18" - L5418A 24" - L5424A Bucket Quick Coupler - M4745	Mechanical Thumb - M4015 Hydraulic Thumb - M4014 Hydraulic Thumb Valve - M4016
		M8540, M9540, M8560, M9960 ROPS	M4013		
		M4900, M5400, M5700	M4712A		
		M6800	M4713A		
		M4900, M5400, M5700	M4714A		
		M8200, M9000	M4717		
M4011V①	M	M5040, M5140, M6040, M7040 ROPS	M401 2	Buckets 12" - L5415A 16" - L5416A 18" - L5418A 24" - L5424A Bucket Quick Coupler - M4745	Hydraulic Thumb - M4014 Hydraulic Valve Included in M4011V
		M8540, M9540, M8560, M9960 ROPS	M4013		
		M4900, M5400, M5700	M4712A		
		M6800	M4713A		
		M4900, M5400, M5700	M4714A		
		M8200, M9000	M4717		

① . Not compatible with M5640SU/SUD, M7040SU/SUD, M7040SUH/SUHD models.

Attachments

ORDER CODE	DESCRIPTION	APPROX. SHIP WT.	SUGGESTED LIST PRICE
BACKHOES (ROPS MODEL TRACTORS ONLY)			
BH92	BACKHOE (9' digging depth) Easy-on, easy-off, no tools design, performance matched. Requires subframe kit, works from tractor hydraulics (for MX4700 / MX5100)	1800	\$7,659.00
M4011	①③④ BACKHOE (11.1' digging depth) Includes flip-type grousers. Requires Mounting Kit and Bucket. Dipperstick includes thumb bracket.	1893	\$12,194.00
M4011V	②③④ BACKHOE (11.1' digging depth) Includes flip-type grousers and M4016 factory installed Auxiliary Valve. Requires Mounting Kit and Bucket. Dipperstick includes thumb bracket. Note: Special factory order option, drop shipped to dealer.	1953	\$13,917.00

BRACKET KIT③

M4018	Relocation Kit for Third Function Valve	14	\$263.00
-------	---	----	----------

MOUNTING KITS (One Required For ROPS Models Only)

BH4978	For BH92 on MX4700/MX5100 tractors Requires LA844 Loader	292	\$1,255.00
M4012	④ For LA1153 Loader on M5040, M5140, M6040, and M7040. Includes Hyd. Kit, tractor and backhoe brackets	470	\$2,296.00
M4013	For LA1353A Loader on M8540/M9540/M8560/M9960 tractors Includes Hyd. Kit, tractor and backhoe brackets	575	\$2,421.00
M4712A	For LA1002-1 Loader on M4700, M4800, M4900, M5400 or M5700 tractors	525	\$1,767.00
M4713A	For LA1002-1 or LA1162 Loader on M6800 tractors	525	\$1,856.00
M4714A	For LA1001 Loader on M4700, M4800, M4900, M5400, M5700, M6800 tractors require M4017	525	\$1,856.00
M4717	For LA1251A Loader on M8200, M9000 tractors	550	\$1,901.00
M4017	Hydraulic Kit (includes hoses, couplers, hardware) Required to Mount M4011/M4011V on M4700, M4800, M4900, M5400, M5700, M6800, M8200 or M9000 Tractors	25	\$318.00

* Subject to availability.

- ① The M4011 Backhoe replaces the M4711A. The backhoe itself is similar to the M4711A except the M4011 includes the thumb bracket factory installed on the dipperstick.
- ② The M4011V (V for Valve) includes a factory installed M4016 Auxiliary Hydraulic Valve with the hydraulic lines. The M4016 can be dealer installed on the M4011 however 6-8 hours, considering the installation time at the dealer is why the M4011V is offered as a factory option.
- ③ Requires Kubota Loader as listed with mounting kits. Note, if loader is equipped with Third Function Control Valve, it will **REQUIRE** M4018 Relocation Kit (See Attachment Accessory Kits for Loaders).
- ④ Not compatible on M5640SU/SUD, M7040SU/SUD, M7040SUH/SUHD models.

Attachments

ORDER CODE	DESCRIPTION	APPROX. SHIP WT.	SUGGESTED LIST PRICE
------------	-------------	------------------	----------------------

BH92 Backhoe "PIN ON" Buckets

BT3001	12" Bucket	117	\$656.00
BT3002A	16" Bucket	140	\$744.00
BT3003A	18" Bucket	151	\$794.00
BT3004	24" Bucket	172	\$923.00
BT3005A	30" Bucket	205	\$1,065.00
BT3006	36" Bucket	226	\$1,191.00

BH92 Backhoe "Quick Coupler & Quick Coupler" Buckets

BT4550	BH92 Quick Coupler	19	\$660.00
BT4552	12" Bucket	117	\$797.00
BT4553	16" Bucket	69	\$841.00
BT4554	18" Bucket	151	\$885.00
BT4555	24" Bucket	140	\$1,045.00
BT4557	36" Bucket	140	\$1,331.00

BH92 Thumb Options & Flip Pads

BH4948	Hydraulic Valve Kit	56	\$880.00
BT4598	Hydraulic Thumb Requires BH4948 Valve kit	56	\$2,033.00
BH4949	6 Position Mechanical Thumb	56	\$893.00
L9467	Flip Pads, Street Shoes. 2 Required per order.	16	\$79.00

BH90A BUCKETS AND FLIP PADS

BT2901	12" Heavy Duty Bucket	117	\$655.00
BT2902	16" Heavy Duty Bucket	140	\$729.00
BT2903	18" Heavy Duty Bucket	151	\$777.00
BT2904	24" Heavy Duty Bucket	172	\$923.00
BT2905	30" Heavy Duty Bucket	205	\$1,044.00
BT2906	36" Heavy Duty Bucket	226	\$1,191.00
L9467	Flip Pads, two required per order	16	\$79.00

M4011 / M4711A BUCKETS (Severe Duty, 3-Hole)

L5415A	②	12" (1.43 cu. ft. Struck / 1.83 cu. ft. heaped)	140	\$651.00
L5416A	②	16" (1.98 cu. ft. Struck / 2.56 cu. ft. heaped)	154	\$698.00
L5418A		18" (2.25 cu. ft. Struck / 2.98 cu. ft. heaped)	162	\$711.00
L5424A		24" (3.07 cu. ft. Struck / 4.32 cu. ft. heaped)	185	\$795.00
M5436	②	36" (4.04 cu. ft. Struck / 6.14 cu. ft. heaped)	257	\$1,047.00
M5438	①	38" (4.48 cu. ft. Struck / TBA cu. ft. heaped)	269	\$1,112.00

① Special order due to low sales volume.

② Bucket not compatible with M4014/M4015 Thumbs unless M4745 Quick Coupler is installed on M4011(V) Backhoe.

Attachments

ORDER CODE	DESCRIPTION	APPROX. SHIP WT.	SUGGESTED LIST PRICE
M4011, M4011V, M4711A, OPTIONAL BACKHOE ATTACHMENTS			
L9453	Rubber Stabilizer Flip Pad (1 Set required, order two)	20	\$79.00
M4715	Stabilizer Cylinder Cover Set Protects cylinders against damage in severe applications	20	\$169.00
M4745	Bucket Quick-Coupler (Includes one (1) M4716) Provides one pin, quick changeover. Additional buckets require (1) each M4716 Fixed Pin Kit.	15	\$571.00
M4716	Fixed Pin Kit For use with additional buckets using M4745 Quick Coupler, requires 1 Pin Kit per additional bucket. See PIB-2003-005.	5	\$108.00

M4011, M4011V OPTIONAL BACKHOE ATTACHMENTS

M4014	Hydraulic Thumb Assembly Includes thumb, hardware and instructions. Requires M4016 Aus. Hyd. Valve for M4011 Note: M4016 is standard on M4011V Backhoe	150	\$1,119.00
M4015	Mechanical Thumb Assembly Includes fixed linkage for low cost thumb for M4011 Includes thumb, hardware and instructions	155	\$983.00
M4016	Auxiliary Hydraulic Valve Kit Includes valve, foot pedal, hoses, hardware and instructions Required to operate M4014 Hydraulic thumb Note: M4011V includes this valve factory installed.	60	\$1,274.00

Snowblowers

TRACTOR SNOWBLOWER MATCHING CHART

SNOWBLOWER	BL2664	L2674	M2684
TRACTOR			
M4800SU	X	X	
M4800SUD	X	X	
M4900S2F	X	X	
M4900SC3	X	X	
M4900SCS2	X	X	
M4900SD2F	X	X	
M4900SDS3	X	X	
M4900SDCC3	X	X	
M5700HD2F	X	X	
M5700HDC3	X	X	
M5700S2F	X	X	
M5700SC3	X	X	
M5700SD2F	X	X	
M5700SDC3	X	X	
M5700SDN-F	X	X	
MX4700F	X	X	
MX4700DT	X	X	
MX5000F	X	X	
MX5000DT	X	X	
MX5100F	X	X	
MX5100DT	X	X	
M5040 / M5140			X
M5640SU			X
M6040 (All)			X
M7040			X
M8540			X
M9540			X
M8560			X
M9960			X
M96SDS			X
M100X			X

Snowblowers

ORDER CODE		DESCRIPTION	APPROX. SHIP WT.	SUGGESTED LIST PRICE
THREE POINT MOUNTED SNOWBLOWER				
BL2664		SNOWBLOWER 3-Point 64" cutting width dedicated 2 stage, 540 rpm PTO, two stage, with 24" impeller, 15" diameter auger and 30.5" cutting height. Requires BL2665 Manual chute rotation kit or B2784 Hydraulic chute rotation kit.	681	\$2,677.00
L2674		SNOWBLOWER 3-Point 74" cutting width 540 rpm PTO, two stage, with 24" impeller, 15" diameter auger and 26" cutting height Requires BL2665 Manual chute rotation kit or B2784 Hydraulic chute rotation kit. Maximum 55 PTO Horsepower	760	\$3,377.00
M2684	①	SNOWBLOWER 3-Point 84" cutting width , 540 rpm PTO, 2 stage with 27.25" Impeller, 20" diameter Auger, 35" cutting height. Hydraulic chute rotation is standard.	890	\$5,093.00
M2686		HYDRAULIC CHUTE DEFLECTOR KIT (Requires 2nd rear remote Hyd. outlet)	21	\$342.00
BL2665		MANUAL CRANK ROTATION KIT Includes crank, hardware and instructions.	11	\$161.00
B2784A		HYDRAULIC CRANK ROTATION KIT Includes Hydraulic orbital motor, hoses, couplers and instructions.	12	\$787.00
L2177		SIDE EXTENSION KIT (Optional for BL2664 and L2674) Includes 2, Bolt on Side Extensions, hardware and Instructions Cutting width is increased by 5", to 79".	27	\$108.00
B2516		ELECTRIC CHUTE DEFLECTOR KIT. for BL2664 and L2674. Includes Electric chute deflector, hardware, wire harness and instructions.	8	\$597.00
BL2666	①	HYDRAULIC CHUTE DEFLECTOR for BL2664 and L2674 with Electric Selector Valve Kit	8	\$902.00

① Requires single section rear hydraulic remote valve on tractor.

This page intentionally left blank.

Replacement Engines

ORDER CODE	DESCRIPTION	APPROX. SHIP WT.①	SUGGESTED LIST PRICE
M-SERIES REPLACEMENT ENGINES (All Engines are Fully Assembled and Run Tested)			
V3800E2M	Replacement engine for M95S ALL Models		\$8,783.00
V3800DT12	Replacement engine for M105S ALL Models		TBA
V3800E2XMQ	Replacement engine for M105XDTC		\$8,783.00
F5802TE1FQ	Replacement engine for M-110DTC		\$7,905.00
F5802-TE1Q	Replacement engine for M-110FC		\$8,332.00
F5802-TEQ*	Replacement engine for M-120FC		\$8,332.00
F5802T1FQ	Replacement engine for M-110DTC		\$10,198.00
F5802T2DFQ	Replacement engine for M-110DTC1		\$10,399.00
F5802T1Q	Replacement engine for M-110FC		\$10,198.00
F5802T2DQ	Replacement engine for M-110FC1		\$10,399.00
F5802T2BFQ*	Replacement engine for M-120DTC1		\$10,399.00
F5802T1BQ	Replacement engine for M-120FC		\$10,198.00
F5802T2BQ	Replacement engine for M-120FC1		\$10,399.00
F5802E2FQ	Replacement engine for M125XDTC		\$10,399.00
S2602DI-A	Replacement engine for M4030F/DT/MF/MDT		\$8,102.00
S2600AL*	Replacement engine for M4050F/DT		\$8,077.00
D3200*	Replacement engine for M5950F/FC/DT/DTC		\$10,096.00
V3300T2	Replacement engine for M8200/DT		\$7,370.00
V3300TE2	Replacement engine for M8200SDNB/SDNBF		\$7,269.00
V3300TEHS	Replacement engine for M8200HD		\$5,882.00
V3300T2H	Replacement engine for M8200HD		\$7,370.00
V3300THQ	Replacement engine for M8200HDC		\$6,017.00
V3300T2QH	Replacement engine for M8200HDC		\$7,370.00
V4000-3A-1*	Replacement engine for M7030SU/SUMDT		\$11,239.00
V4302-A*	Replacement engine for M7580DT-1/DTC		\$11,108.00
V4702-A	Replacement engine for M8580DT/DTC		\$12,099.00

* Subject to availability.

① Verify weight with Distribution Department.

Replacement Engines

ORDER CODE	DESCRIPTION	APPROX. SHIP WT.①	SUGGESTED LIST PRICE
V307DT3S	Interim Tier IV Engine for M5040F-1 / DT-1		\$8,300.00
V307DT3QS	Interim Tier IV Engine for M5040FC-1 / DTC-1		\$8,300.00
V307DT3	Interim Tier IV Engine for M5040HD-1		\$8,400.00
V307DT3Q	Interim Tier IV Engine for M5040HDC-1		\$8,300.00
V33DIE21S	Interim Tier IV Engine for M7040SU/SUD		\$7,607.00
V337DT3S	Interim Tier IV Engine for M6040F-1 / DT-1		\$8,500.00
V337DT3QS	Interim Tier IV Engine for M6040FC-1		\$8,500.00
V337DT3S	Interim Tier IV Engine for M6040DTC-1		\$8,500.00
V337DT3	Interim Tier IV Engine for M6040HD-1		\$8,500.00
V337DT3Q	Interim Tier IV Engine for M6040HDC-1		\$8,500.00
V337DT31	Interim Tier IV Engine for M7040SUH/SUHD		\$8,500.00
V337DT3S1	Interim Tier IV Engine for M7040F-1 / DT-1		\$8,500.00
V337DT3QS1	Interim Tier IV Engine for M7040FC-1 / DTC-1		\$8,500.00
V337DT31	Interim Tier IV Engine for M7040HD-1		\$8,500.00
V337DT3Q1	Interim Tier IV Engine for M7040HDC-1		\$8,500.00
V33DIE2	Tier II Engine for M6040HDNB		\$7,607.00
V33DIE21	Tier II Engine for M7040HDNB		\$7,607.00
V3800DTL2H	Tier II Engine for M8540HDNB		\$8,783.00
V337DT3	Interim Tier IV Engine for M6040HDNB-1		\$8,500.00
V337DT31	Interim Tier IV Engine for M7040HDNB-1		\$8,500.00
V38DIT3ZA7	Tier III Engine for M8540HDNB-1		\$9,000.00
V38DITE3HN	Tier III Engine for M8540HDNBC / -1		\$9,000.00
V38DITE3HN	Tier III Engine for M8540HDNBPC / -1		\$9,000.00
V38DIT3ZA6	Tier III Engine for M8540DT-1		\$9,000.00
V38DIT3ZA7	Tier III Engine for M8540HD-1 / HD12-1		\$9,000.00
V38DIT3ZA	Tier III Engine for M8540DTC-1		\$9,000.00
V38DIT3ZA1	Tier III Engine for M8540HDC-1 / HDC12-1		\$9,000.00
V38CTE4Z6	Interim Tier IV Engine for M8560HF/HD/HD12		\$14,200.00
V38CTE4Z	Interim Tier IV Engine for M8560HFC/HDC/HDC12/HDC24		\$14,200.00
V38DIT3Z6	Tier III Engine for M9540DT-1		\$9,000.00
V38DIT3Z7	Tier III Engine for M9540HD-1 / HD12-1		\$9,000.00
V38DIT3Z	Tier III Engine for M9540DTC-1		\$9,000.00
V38DIT3Z1	Tier III Engine for M9540HDC-1 / HDC12-1 / HDC24-1		\$9,000.00
V38CTIE4Z6	Interim Tier IV Engine for M9960 ROPS		\$14,200.00
V38CTIE4Z	Interim Tier IV Engine for M9960 Cab		\$14,200.00
V38DCT3UA1	Tier III Engine for M100XDTC		\$9,451.00
V38CTIE4UA	Interim Tier IV Engine for M100GXDTSC		\$14,200.00
V38DCT3U1	Tier III Engine for M110XDTC		\$9,451.00
V38CTIE4U	Interim Tier IV Engine for M110GXDTSC		\$14,200.00
V6108E3CQB	Tier III Engine for M126XDTC / XDTPC		\$15,600.00
V6108E3BQB	Tier III Engine for M135XDTC / XDTSC		\$15,600.00
V61CTIE4CQ	Interim Tier IV Engine for M126GXDTSC/-F		TBA
V61CTIE4BQ	Interim Tier IV Engine for M135GXDTSC/-F/M135GXDTSC-F		TBA

① Verify weight with Distribution Department.

Replacement Engines

ORDER CODE	DESCRIPTION	APPROX. SHIP WT.①	SUGGESTED LIST PRICE
V3300TIEBB	Replacement engine for M9000DT/DTL/DTL-F/ DTM/DTMW		\$7,269.00
V3300TIEQ	Replacement engine for M9000C/DTC/DTCCS/DTCC1/ DTMC/DTMCW		\$7,269.00
V3300TIEHS	Replacement engine for M9000HD		\$7,269.00
V3300TIQHS	Replacement engine for M9000HDC/HDCCS/HDCC3		\$7,269.00
V4702-TAQ*	Replacement engine for M9580DT-1/DTC		\$13,090.00
V38DICRE3Q	Replacement engine for M108XDTC		\$9,450.00
V38DITE2S6	Replacement engine for M96SDS		\$8,783.00
V38DITE2SQ	Replacement engine for M96SDSC		\$8,783.00
V38DITE2S7	Replacement engine for M96SH		\$8,783.00
V30DIE2SS	Tier II Replacement engine for M5040F/DT		\$7,512.00
V30DIE2	Tier II Replacement engine for M5040HD		\$7,512.00
V30DIE2QSS	Tier II Replacement engine for M5040FC/DTC		\$7,512.00
V30DIE2Q	Tier II Replacement engine for M5040HDC		\$7,512.00
V33DIE2SS	Tier II Replacement engine for M6040F/DT		\$7,607.00
V33DIE2	Tier II Replacement engine for M6040HD		\$7,607.00
V33DIE2QSS	Tier II Replacement engine for M6040FC/DTC		\$7,607.00
V33DIE2Q	Tier II Replacement engine for M6040HDC		\$7,607.00
V33DIE2	Tier II Replacement engine for M6040HDNB Narrow		\$7,607.00
V33DIE21S	Replacement engine for M7040F/DT		\$7,607.00
V33DIE21	Replacement engine for M7040HD		\$7,607.00
V33DIE21QS	Replacement engine for M7040FC/DTC		\$7,607.00
V33DIE21Q	Replacement engine for M7040HDC		\$7,607.00
V33DIE21	Replacement engine for M7040HDNB Narrow		\$7,607.00
V3800DTL2	Replacement engine for M8540F/DT		\$8,783.00
V3800DTL2H	Replacement engine for M8540HD/HD12		\$8,783.00
V3800DTQL2	Replacement engine for M8540FC/DTC		\$8,783.00
V3800DTQL2H	Replacement engine for M8540HDC/HDC12		TBA
V3800DTL2H	Replacement engine for M8540HDNB Narrow		\$8,783.00
V38DITE2X	Replacement engine for M95XTDC		\$8,783.00
V3800DT2	Replacement engine for M9540F/DT		\$8,783.00
V3800DT2H	Replacement engine for M9540HD/HD12		\$8,783.00
V3800DTQ2	Replacement engine for M9540FC/DTC		\$8,783.00
V3800DTQ2H	Replacement engine for M9540HDC/HDC12		\$8,783.00
	M9540HDC24-1		
V38DICRE3S	Tier III replacement engine for M108SHC/SHDC2/ SDSC/SDSC2		\$9,450.00
V38CRE3S2	Tier III replacement engine for M108SHC		\$9,450.00
V38CRTE3S	Tier III replacement engine for M108SHD/SDSF/SDS/SDS2 SDSL/SDSL2		\$9,450.00
V38CRTE3S2	Tier III replacement engine for M108SH		\$9,450.00

① Verify weight with Distribution Department.

This page intentionally left blank.

WHOLEGOODS PRICE LIST EFFECTIVE MARCH 1, 2013

These pages are a complete revision of this
section of your price book.
All prices are effective March 1, 2013

This page intentionally left blank.

Page Number	Model	Digging Depth	Suggested List Price
11-5	K008T4	5' 8"	\$21,740.00
11-7	U17VR1	7' 7"	\$28,300.00
11-11	KX018-4	7' 9.7"	\$29,585.00
11-15	U25R1T4	9' 3"	\$34,590.00
11-19	KX71-3S4R1	9' 9"	\$38,300.00
11-25	KX91R1S2	10' 5.4"	\$43,660.00
11-31	U35-4R1	9' 8.9"	\$45,900.00
11-35	KX121R1TA	11' 6"	\$55,200.00
11-40	KX040-4R1	11' 2.6"	\$54,200.00
11-46	U55-4R1	11' 10.3"	\$67,000.00
11-52	KX057-4R1	12' 8.2"	\$71,200.00
11-58	KX080-4R3	15' 1"	\$107,000.00
11-64	EXCAVATOR REPLACEMENT ENGINES		
11-67	PRIOR MODELS		

This page intentionally left blank.

K Series K008-3T4

K008-3T4 Hydraulic Excavator

FEATURES

Rubber Tracks
2-Post Foldable ROPS
Variable Width Track Frame
Kubota 2 Hydraulic Pump Design
2 Gear Type Pumps
Two Operating Pattern Selection System
Standard Front Dozer Blade
360 Degree Full Rotation
55° Left And 60° Right Boom Swing Angle
5.5 GPM Auxiliary Hydraulics Port
Five Second Quick Preheat System
Key Switch Stop System
Self Bleed Fuel System
Two Speed Travel

BASIC UNIT

K008T4, Rubber Tracks, 2-Post Foldable ROPS

DIMENSIONS AND OPERATING WEIGHT

K008T4 With K9776 Bucket	
Overall Length	9' 0"
Overall Width	2' 4" ~ 2' 10"
Overall Height	7' 4"
Operating Weight *	2200 lbs.
Ground Clearance	5.9"

* Includes operator's weight, 175 lbs.

ENGINE

D722 Kubota E-TVCS Tier 4 Diesel Engine
3 Cylinder, 4 Cycle
10.1 Net HP @ 2050 rpm

OPERATIONAL DIMENSIONS

Max Digging Depth	5' 8"
Max Digging Radius @ Ground Level	9' 11"
Max Vertical Digging Depth	4' 6"
Max Dumping Height	6' 8"

DOZER BLADE DIMENSIONS

Width	28" / 34"
Height	7.9"
Lift Above Ground	7.9"
Drop Below Ground	7.1"

PERFORMANCE

Digging Force @ Bucket (K9776)	2200 lbs.
Digging Force @ Dipper Arm	1010 lbs.
Travel Speed	1.2 / 2.5 mph
Climbing Ability	27% / 15 °
Ground Pressure	3.5 psi
Lift Capacity	660 lbs.
▪ Over End	
▪ Blade Grounded	
▪ 2 Ft. Load Point Height	
▪ 6 Ft. Load Radius	

K Series K008-3T4

ORDER CODE	DESCRIPTION	APPROX. SHIP WT.	SUGGESTED LIST PRICE
PART 1	MODEL K008T4 BASIC UNIT		
K008T4	Excavator Basic Unit With: Rubber Tracks Dozer Blade K7787 2-Post Foldable ROPS	2028	\$21,740.00
PART 2	BUCKETS		
K9775	10 inch 0.49 cu. ft. Bucket (Welded teeth)	36	\$346.00
K9776	14 inch 0.74 cu. ft. Bucket (Welded teeth)	90	\$419.00
K7759	8 inch 0.35 cu. ft. H.D. Bucket (Bolt-on teeth)	36	\$555.00
K7760	10 inch 0.49 cu. ft. H.D. Bucket (Bolt-on teeth)	47	\$564.00
K7768	12 inch 0.63 cu. ft. H.D. Bucket (Bolt-on teeth)	55	\$579.00
K7769	16 inch 0.9 cu. ft. H.D. Bucket (Bolt-on teeth)	69	\$645.00
PART 3	ATTACHMENTS		
K7748	Two Way Service Port Hydraulic Kit The K7748 converts the auxiliary hydraulics from one way to two way flow. Includes manual, hydraulic hoses, and fittings	15	\$287.00
KXB310Q	Hydraulic Breaker, 200 ft. lbs. rated Includes manual, onemoil point and one chisel point. For K008-3 & K008-3T4 requires K7761 Bracket and K7990 Hose Kit For K008 requires K7761 Bracket and a longer hose kit, 9.8' long. Order 70000-03824 from Parts	165	\$5,527.00
K7761	Hydraulic Breaker Bracket Required for KXB310Q Pin-On configuration.	99	\$572.00
K7990	Hydraulic Breaker Hose Kit Required for KXB310Q installation on K008-3 & K008-3T4	2.2	\$575.00
K7773	Accumulator Charge Kit For hydraulic breaker maintenance only. Requires hose assembly. Order 70003-00677 from parts.	5	\$985.00
KXB310Q Hydraulic Hammer Tool Information			
	Part Nos.	Description	
	77700-00338	Replacement Moil Point	
	77700-00320	Replacement Chisel Point	
	77700-00403	Spade Tool (Parallel To Boom)	
	77700-00406	Spade Tool (Transverse To Boom)	
K7802	Spark Arrestor Muffler Kit Optional kit for use in close proximity with grass, brush, timber and similar material with potentation for ignition. Requires K7812 Spark Arrestor Screen	50	\$119.00
K7812	Spark Arrestor Screen Required for K7802 installation.	2.5	\$20.00
PART 4	ROPS / FOPS		
K7787	Replacement 2-Post Foldable ROPS	154	\$786.00

K Series U17VR1

U17VR1 Zero Tail Swing Hydraulic Excavator

FEATURES

Zero Tail Swing
 Rubber Track Model, Variable Track Gauge
 ROPS/FOPS 4-Post Canopy
 High Back Suspension Seat
 Kubota 3 Hydraulic Pump Design
 1 Gear, 2 Variable Displacement Pumps
 Hydraulic Joystick Controls With Wrist Rests
 Two Operating Pattern Selection System
 Standard Front Dozer Blade with Extensions
 360 Degree Full Rotation
 65 Degree Left, 58 Degree Right Boom Swing
 7.3 Gpm Auxiliary Hydraulics Port
 Five Second Quick Preheat System
 Key Switch Stop System
 Short Pitch Rubber Tracks
 Self Bleed Fuel System
 Two Speed Travel

Basic Units

U17VR1, Rubber Tracks, 4-Post ROPS/FOPS

Dimensions and Operating Weight

U17VR1, Rubber Tracks, 4-Post ROPS/FOPS	
Overall Length	11' 7"
Overall Width	3' 3" / 4' 1"
Overall Height	7' 8"
Operating Weight	3814 lbs*
Ground Clearance	5.9"

* Includes operator's weight, 175 lbs.

ENGINE

D902 Kubota E-TVCS Tier 4 Diesel Engine
 3 Cylinder, 4 Cycle
 15.2 Net HP @ 2300 rpm

Operational Dimensions

Max Digging Depth	7' 7"
Max Digging Radius @ Ground Level	12' 7"
Max Vertical Digging Depth	6' 3"
Max Dumping Height	8' 0"

DOZER BLADE DIMENSIONS

Width	3' 3" / 4' 1"
Height	10.3"
Lift Above Ground	11.0"
Drop Below Ground	7.5"

PERFORMANCE

Digging Force @ Bucket (K7970)	3417 lbs
Digging Force @ Dipper Arm	1918 lbs
Travel Speed (Low)	1.4 mph
Travel Speed (High)	2.6 mph
Climbing Ability	36% / 20°
Lift Capacity	1,140 lbs
▪ Over End	
▪ Blade Grounded	
▪ 2.0 ft Load Point Height	
▪ 8.0 ft Load radius	

K Series U17VR1

HOW TO SELECT A U17VR1 EXCAVATOR (Sample Order Information Page)

Below is an example of a complete U17VR1 order. To submit your order, please select the Basic Unit Model that you desire from Part 1. Then select the attachments from Parts 2 and 3 needed to complete your order.

STEP 1)	Select from Part 1 the Basic Unit that fits your needs. For example, choose a U17VR1 and get: Base Model, rubber tracks, 4-post ROPS/FOPS canopy, dozer blade, dipper arm and counterweight.
STEP 2)	Select from Parts 2 and 3 the attachments necessary to make the unit a complete machine. Choose buckets and quick couplers or hydraulic breaker.

(SAMPLE ORDER)

ORDER CODE	DESCRIPTION	APPROX. SHIP WT.	SUGGESTED LIST PRICE
STANDARD UNIT U17VR1 COMPLETE ORDER AND PRICE			
BASIC UNIT:			
U17VR1	EXCAVATOR WITH: Rubber Tracks 4-Post ROPS/FOPS Canopy Dozer Blade Dipper arm Counterweight	3527	\$28,300.00
ATTACHMENTS:			
K7966	Quick Coupler	28	\$772.00
K7970	18" 1.5 cu. ft. Trenching Bucket	80	\$768.00
			<u>\$29,840.00</u>

K Series U17VR1

ORDER CODE	DESCRIPTION	APPROX. SHIP WT.	SUGGESTED LIST PRICE
PART 1	MODEL U17 BASIC UNITS		
U17VR1	Excavator Basic Unit	3527	\$28,300.00
With:	Rubber Tracks K9782 4-Post ROPS/FOPS Canopy, Dozer Blade, Dipper Arm, Counterweight		
PART 2	BUCKETS		
	PIN-ON BUCKETS		
K7779A	9 inch 0.52 cu. ft. 2-Hole H. D. Bucket	70	\$657.00
K7780A	12 inch 0.74 cu. ft. 2-Hole H. D. Bucket	78	\$678.00
K7781	16 inch 0.95 cu. ft. 2-Hole H. D. Bucket	88	\$748.00
K7785	18 inch 1.1 cu. ft. 2-Hole H. D. Bucket	95	\$930.00
	QUICK ATTACH BUCKETS		
K7966	Quick Coupler Includes two mounting pins, 1 locking pin, and hardware.	28	\$772.00
K7967	9 inch 0.78 cu. ft. Trenching Bucket	50	\$407.00
K7968	12 inch 1.0 cu. ft. Trenching Bucket	92	\$618.00
K7969	16 inch 1.3 cu. ft. Trenching Bucket	70	\$734.00
K7970	18 inch 1.5 cu. ft. Trenching Bucket	80	\$768.00
K9607	Bucket Hangers Set of two ear blanks. Converts buckets to quick coupler style. Modification to match bucket contour required.	12	\$213.00
PART 3	ATTACHMENTS		
KXB360Q	HYDRAULIC BREAKER, 300 ft. lbs. rated Includes manual, onemoil point and one chisel point. Requires K7639 hose kit and a mount bracket (K7754 or K7764)	247	\$6,679.00
K7639	HYDRAULIC BREAKER HOSE KIT Required for all KXB360Q installations	40	\$583.00
K7754	HYDRAULIC BREAKER BRACKET Required for KXB360Q Quick Attach configuration	54	\$627.00
K7764	HYDRAULIC BREAKER BRACKET Required for KXB360Q Pin-On configuration	99	\$673.00
K7773	ACCUMULATOR CHARGE KIT Required for hydraulic breaker maintenance only, one kit for servicing all breakers.	5	\$985.00
KXB360Q Hydraulic Hammer Tool Information			
	Part Nos.	Description	
	77700-00339	Replacement Moil Point	
	77700-00321	Replacement Chisel Point	
	77700-00404	Spade Tool (Parallel To Boom)	
	77700-00407	Spade Tool (Transverse To Boom)	
K9919	Canopy Work Light Kit	20	\$124.00
K9773	Travel Alarm Kit Emits an audible signal when traveling forward or reverse	7	\$323.00

K Series U17VR1

ORDER CODE	DESCRIPTION	APPROX. SHIP WT.	SUGGESTED LIST PRICE
PART 4	ROPS / FOPS		
K9782	REPLACEMENT 4-POST ROPS / FOPS CANOPY	20	\$1,442.00
K9943A	RETRACTABLE SEAT BELT OPTION (3") As required in some states for OSHA compliance.	3	\$78.00

ALLIED ATTACHMENT CONTACTS

DESCRIPTION	CONTACT
Earth Auger Model D450	McMillen 503 Gay Street Delhi, Iowa 52223 (563) 922-2981 Fax (563) 922-2700
Vibratory Compactor Model 300	Allied Construction Products, LLC 3900 Kelly Avenue Cleveland, OH 44114 Tel. (404) 435-6947, Fax: (216) 431-2601 Website: http://www.AlliedCP.com

Available from Parts
70000-01602

Spark Arrestor (Screen Type)

K Series KX018-4

KX018-4 Hydraulic Excavator

FEATURES

Rubber Tracks Model, Variable Track Gauge
ROPS/FOPS 4-Post Canopy or Heated Cab
Suspension Seat
Kubota 4 Hydraulic Pump Design
2 Gear, 2 Variable Displacement Pumps
Hydraulic Joystick Controls With Wrist Rests
Two Operating Pattern Selection System
Standard Front Dozer Blade
360 Degree Full Rotation
75 Degree Left, 60 Degree Right Boom Swing
7.4 Gpm Auxiliary Hydraulics Port
Five Second Quick Preheat System
Key Switch Stop System
Short Pitch Rubber Tracks
Self Bleed Fuel System
Auto-downshift Two Speed Travel System
Two Speed Travel

Basic Units

KX018-4R1, Rubber Tracks, 4-Post ROPS/FOPS Canopy
KX018-4R2, Rubber Tracks, ROPS/FOPS Heated Cab

Dimensions And Operating Weight

KX018-4R1, Rubber Tracks, 4-Post ROPS/FOPS
Overall Length 12' 2.1"
Overall Width 3' 3" / 4' 3.2"
Overall Height 7' 7.7"
Operating Weight 3747 lbs*
Ground Clearance 6.3"

* Includes operator's weight, 175 lbs.

ENGINE

D902 Kubota E-TVCS Tier 4 Diesel Engine
3 Cylinder, 4 Cycle
15.2 Net HP @ 2300 rpm

Operational Dimensions

Max Digging Depth	7' 9.7"
Max Digging Radius @ Ground Level	12' 8"
Max Vertical Digging Depth	6' 7.9"
Max Dumping Height	7' 9.7"

DOZER BLADE DIMENSIONS

Width	3' 3" / 4' 3.2"
Height	9.1"
Lift Above Ground	9.1"
Drop Below Ground	9.1"

PERFORMANCE

Digging Force @ Bucket (K7970)	3594 lbs
Digging Force @ Dipper Arm	1852 lbs
Travel Speed (Low)	1.4 mph
Travel Speed (High)	2.6 mph
Climbing Ability	27% / 15°
Lift Capacity	910 lbs
<ul style="list-style-type: none"> Over End Blade Grounded 2.0 ft Load Point Height 8.0 ft Load radius 	

K Series KX018-4

HOW TO SELECT A KX018-4 EXCAVATOR (Sample Order Information Page)

Below is an example of a complete KX018-4 order. To submit your order, please select the Basic Unit that you desire from Part 1. Then select the attachments from Parts 2 and 3 needed to complete your order.

STEP 1)	Select from Part 1 the Basic Unit that fits your needs. For example, choose a KX018-4 and get: Base Model, rubber tracks, 4-post ROPS/FOPS canopy, dozer blade, dipper arm and counterweight.
STEP 2)	Select from Parts 2 and 3 the attachments necessary to make the unit a complete machine. Choose buckets and quick couplers or hydraulic breaker.

(SAMPLE ORDER)

ORDER CODE	DESCRIPTION	APPROX. SHIP WT.	SUGGESTED LIST PRICE
STANDARD UNIT KX018-4R1 COMPLETE ORDER AND PRICE			
BASIC UNIT:			
KX018-4R1	EXCAVATOR WITH:	3747	\$30,500.00
	Rubber Tracks		
	4-Post ROPS/FOPS Canopy		
	Dozer Blade		
	Dipper arm		
	Counterweight		
ATTACHMENTS:			
K7966	Quick Coupler	28	\$772.00
K7970	18" 1.5 cu. ft. Trenching Bucket	80	\$768.00
			<u>\$32,040.00</u>

K Series KX018-4

ORDER CODE	DESCRIPTION	APPROX. SHIP WT.	SUGGESTED LIST PRICE
PART 1	MODEL KX018-4 BASIC UNITS		
KX018-4R1	Excavator Basic Unit	3747	\$30,500.00
	With: Rubber Tracks		
	K7422 4-Post ROPS/FOPS Canopy, Dozer Blade, Dipper Arm, Counterweight		
KX018-4R2	Excavator Basic Unit	3967	\$34,000.00
	With: Rubber Tracks		
	K7423 ROPS/FOPS Heated Cab, Dozer Blade, Dipper Arm, Counterweight		
PART 2	BUCKETS		
	PIN-ON BUCKETS		
K7779A	9 inch 0.52 cu. ft. 2-Hole H. D. Bucket	70	\$657.00
K7780A	12 inch 0.74 cu. ft. 2-Hole H. D. Bucket	78	\$678.00
K7781	16 inch 0.95 cu. ft. 2-Hole H. D. Bucket	88	\$748.00
K7785	18 inch 1.1 cu. ft. 2-Hole H. D. Bucket	95	\$930.00
	QUICK ATTACH BUCKETS		
K7966	Quick Coupler	28	\$772.00
	Includes two mounting pins, 1 locking pin, and hardware.		
K7967	9 inch 0.78 cu. ft. Trenching Bucket	50	\$407.00
K7968	12 inch 1.0 cu. ft. Trenching Bucket	92	\$618.00
K7969	16 inch 1.3 cu. ft. Trenching Bucket	70	\$734.00
K7970	18 inch 1.5 cu. ft. Trenching Bucket	80	\$768.00
K9607	Bucket Hangers	12	\$213.00
	Set of two ear blanks. Converts buckets to quick coupler style. Modification to match bucket contour required.		
PART 3	ATTACHMENTS		
KXB360Q	HYDRAULIC BREAKER, 300 ft. lbs. rated	247	\$6,679.00
	Includes manual, onemoil point and one chisel point.		
	Requires K7639 hose kit and a mount bracket (K7754 or K7764)		
K7639	HYDRAULIC BREAKER HOSE KIT	40	\$583.00
	Required for all KXB360Q installations		
K7754	HYDRAULIC BREAKER BRACKET	54	\$627.00
	Required for KXB360Q Quick Attach configuration		
K7764	HYDRAULIC BREAKER BRACKET	99	\$673.00
	Required for KXB360Q Pin-On configuration		
K7773	ACCUMULATOR CHARGE KIT	5	\$985.00
	Required for hydraulic breaker maintenance only, one kit for servicing all breakers.		
	KXB360Q Hydraulic Hammer Tool Information		
	Part Nos.	Description	
	77700-00339	Replacement Moil Point	
	77700-00321	Replacement Chisel Point	
	77700-00404	Spade Tool (Parallel To Boom)	
	77700-00407	Spade Tool (Transverse To Boom)	

K Series KX018-4

ORDER CODE	DESCRIPTION	APPROX. SHIP WT.	SUGGESTED LIST PRICE
PART 3	ATTACHMENTS (Cont.)		
K7420	Travel Pedal Kit	2	\$250.00
K7421	Canopy Work Light Kit	20	\$202.00
K7424	Travel Alarm Kit Emits an audible signal when traveling forward or reverse	7	\$202.00
PART 4	ROPS / FOPS		
K7422	REPLACEMENT 4-POST ROPS / FOPS CANOPY	154	\$1,300.00
K7423	REPLACEMENT ROPS / FOPS CAB The K7423 cab is configured as a replacement for damaged factory mounted cabs. It does not include cabin electrical wiring, wiper motor, heater, or defroster. Refer to illustrated parts list to order these components.	390	\$4,600.00
TBA	RETRACTABLE SEAT BELT OPTION (3") As required in some states for OSHA compliance.	TBA	TBA

ALLIED ATTACHMENT CONTACTS

DESCRIPTION	CONTACT
Earth Auger Model D450, 1475, 1975	McMillen 503 Gay Street Delhi, Iowa 52223 (563) 922-2981 Fax (563) 922-2700
Vibratory Compactor Model 300	Allied Construction Products, LLC 3900 Kelly Avenue Cleveland, OH 44114 Tel. (404) 435-6947, Fax: (215) 431-2601 Website: http://www.AlliedCP.com

Available from Parts

TBA	Screen Type Spark Arrestor
TBA	Block Heater

K Series U25ST4

U25ST4 Zero Tail Swing Hydraulic Excavator

FEATURES

Zero Tail Swing
Rubber Track Models
ROPS/FOPS 4-Post Canopy
Suspension Seat
Kubota 3 Hydraulic Pump Design
1 Gear, 2 Variable Displacement Pumps
Hydraulic Joystick Controls With Wrist Rests
Two Operating Pattern Selection System
Standard Front Dozer Blade
360 Degree Full Rotation
75 Degree Left, 55 Degree Right Boom Swing
12.7 Gpm Auxiliary Hydraulics Port
Five Second Quick Preheat System
Key Switch Stop System
Half Pitch Rubber Tracks
Self Bleed Fuel System
Two Speed Travel

BASIC UNITS

U25R1T4, Rubber Tracks, 4-Post ROPS/FOPS

DIMENSIONS AND OPERATING WEIGHT

U25R1T4, Rubber Tracks, 4-Post ROPS/FOPS
Overall Length 13' 7"
Overall Width 4' 11"
Overall Height 7' 11"
Operating Weight* 5,625 lbs.
Ground Clearance 11.2"

* Includes operator's weight, 175 lbs.

ENGINE

D1105 Kubota E-TVCS T4 Diesel Engine
3 Cylinder, 4 Cycle
19.8 Net HP @ 2400 rpm

OPERATIONAL DIMENSIONS

Max Digging Depth 9' 3"
Max Digging Radius @ Ground Level 15' 4"
Max Vertical Digging Depth 6' 5"
Max Dumping Height 10' 6"

DOZER BLADE DIMENSIONS

Width 59"
Height 11.8"
Lift Above Ground 14"
Drop Below Ground 13"

PERFORMANCE

Digging Force @ Bucket (K7978) 5765 lbs.
Digging Force @ Dipper Arm 2745 lbs.
Travel Speed (Low) 1.6 mph
Travel Speed (High) 2.9 mph
Climbing Ability 36%/ 20°
Lift Capacity 2,050 lbs.
▪ Over Front
▪ Blade Grounded
▪ 2.0 ft. Load Point Height
▪ 8.0 ft. Load radius

K Series U25ST4

HOW TO SELECT A U25ST4 EXCAVATOR (Sample Order Information Page)

Below are examples of a complete U25ST4 order. To submit your order, please select the Basic Unit Model that you desire from Part 1. Then select the attachments from Parts 2 and 3 needed to complete your order.

STEP 1)	Select from Part 1 the Basic Unit that fits your needs. For example, choose a U25R1T4 and get: Base Model, rubber tracks, 4-post ROPS/FOPS canopy, dozer blade, dipper arm and counterweight.
STEP 2)	Select from Parts 2 and 3 the attachments necessary to make the unit a complete machine. Choose buckets and quick couplers, thumb or hydraulic breaker.

(SAMPLE ORDER)

ORDER CODE	DESCRIPTION	APPROX. SHIP WT.	SUGGESTED LIST PRICE
STANDARD UNIT U25R1T4 COMPLETE ORDER AND PRICE			
BASIC UNIT:			
U25R1T4	Excavator Basic Unit	5357	\$34,590.00
	With: Rubber Tracks		
	4-Post ROPS/FOPS Canopy		
	Dozer Blade		
	Dipper arm		
	Counterweight		
ATTACHMENTS:			
K7974	Quick Coupler	39	\$833.00
K7978	18" 2.2 cu. ft. Trenching Bucket	155	\$1,040.00
			<u>\$36,463.00</u>

K Series U25ST4

ORDER CODE	DESCRIPTION	APPROX. SHIP WT.	SUGGESTED LIST PRICE
PART 1	MODEL U25ST4 BASIC UNITS		
U25R1T4	Excavator Basic Unit With: Rubber Tracks, 4-Post ROPS/FOPS Canopy, Dozer Blade, Dipper Arm, Counterweight Thumb relief valves standard equipment from serial # 30520	5357	\$34,590.00
PART 2	BUCKETS		
	PIN-ON BUCKETS (Order Attaching Pins from Parts)		
K7788	12 inch 1.44 cu. ft. 3-Hole H.D. BUCKET	130	\$930.00
K7789	16 inch 2.12 cu. ft. 3-Hole H.D. BUCKET	150	\$988.00
K7790	18 inch 2.40 cu. ft. 3-Hole H.D. BUCKET	164	\$1,005.00
K7791	24 inch 3.40 cu. ft. 3-Hole H.D. BUCKET	193	\$1,073.00
	QUICK ATTACH BUCKETS		
K7974	QUICK COUPLER Curl hole and power hole built into quick coupler. Includes two mounting pins, 1 locking pin, and hardware.	39	\$833.00
K9781	BUCKET HANGERS Set of 2 bucket ear blanks. Converts buckets to quick coupler style. Modification to match bucket contour required.	24	\$251.00
K7975	9 inch 1.0 cu. ft. Trenching Bucket	110	\$709.00
K7976	12 inch 1.4 cu. ft. Trenching Bucket	135	\$820.00
K7977	16 inch 1.9 cu. ft. Trenching Bucket	150	\$932.00
K7978	18 inch 2.2 cu. ft. Trenching Bucket	155	\$1,040.00
	The K7978 bucket has four teeth. The K7912 Thumb tines contact the end of the teeth and do not mesh between the teeth.		
K7979	24 inch 3.0 cu. ft. Trenching Bucket	180	\$1,151.00
PART 3	ATTACHMENTS		
K7912	HYDRAULIC THUMB KIT K7974 Quick Coupler required.	122	\$2,200.00
KXB460Q	HYDRAULIC BREAKER , 400 ft. lbs. rated Includes manual, onemoil point, and one chisel point. Requires K7774 hose kit and a mount bracket (K7755 or K7765)	350	\$8,285.00

K Series U25ST4

ORDER CODE	DESCRIPTION	APPROX. SHIP WT.	SUGGESTED LIST PRICE
PART 3	ATTACHMENTS (Cont.)		
K7774	HYDRAULIC BREAKER HOSE KIT Required for all KXB460Q installations	16	\$645.00
K7755	HYDRAULIC BREAKER MOUNT BRACKET Required for KXB460Q Quick Attach configuration	54	\$696.00
K7765	HYDRAULIC BREAKER MOUNT BRACKET Required for KXB460Q Pin-On configuration	35	\$677.00
K7773	ACCUMULATOR CHARGE KIT Required for hydraulic breaker maintenance only, one kit for servicing all breakers.	5	\$985.00
KXB460Q Hydraulic Hammer Tool Information			
	Part Nos.	Description	
	77700-00340	Replacement Moil Point	
	77700-00322	Replacement Chisel Point	
	77700-00405	Spade Tool (Parallel To Boom)	
	77700-00408	Spade Tool (Transverse To Boom)	
K9919	CANOPY WORK LIGHT KIT	20	\$124.00
K9962	STEEL CRAWLER KIT Convert tracks from rubber to steel	370	\$3,330.00
K9967	TRAVEL ALARM KIT Emits an audible signal when traveling forward or reverse	7	\$293.00
PART 4	ROPS / FOPS		
K7847	REPLACEMENT 4-POST ROPS / FOPS CANOPY	154	\$1,352.00
K9943A	RETRACTABLE SEAT BELT OPTION (3") As required in some states for OSHA compliance.	3	\$78.00

ALLIED ATTACHMENT CONTACTS

DESCRIPTION	CONTACT
Earth Auger Model D450, 1475, 1975	McMillen 503 Gay Street Delhi, Iowa 52223 (563) 922-2981 Fax (563) 922-2700
Vibratory Compactor Model 300	Allied Construction Products, LLC 3900 Kelly Avenue Cleveland, OH 44114 Tel. (404) 435-6947, Fax: (216) 431-2601 Website: http://www.AlliedCP.com

Available from Parts

70000-73274	Block Heater Kit
70000-01602	Spark Arrestor (Screen Type)

K Series KX71-3S4

KX71-3S4 Hydraulic Excavator

FEATURES

Rubber or Steel Track Models
 ROPS/FOPS 4-Post Canopy or Heated Cab
 Suspension Seat
 Kubota 3 Hydraulic Pump Design
 1 Gear, 2 Variable Displacement Pumps
 Hydraulic Joystick Controls
 Two Operating Pattern Selection System
 Standard Front Dozer Blade
 360 Degree Full Rotation
 80 Degree Left, 60 Degree Right Boom Swing
 13.4 gpm Adjustable Auxiliary Hydraulics Port
 Five Second Quick Preheat System
 Key Switch Stop System
 Half Pitch Rubber Tracks
 Self Bleed Fuel System
 Two Speed Travel
 Thumb Bracket & Relief Valves
 Swivel Negative Brake

BASIC UNITS

KX71-3S4R1, Rubber Tracks, 4-Post ROPS/FOPS
 KX71-3S4R2, Rubber Tracks, ROPS/FOPS Cab
 KX71-3S4S1, Steel Tracks, 4-Post ROPS/FOPS
 KX71-3S4S2, Steel Tracks, ROPS/FOPS Cab

DIMENSIONS AND OPERATING WEIGHT

KX71-3S4R1, Rubber Tracks, 4-Post ROPS/FOPS
 Overall Length 14' 11"
 Overall Width 4' 11"
 Overall Height 8'
 Operating Weight* 6305 lbs.
 Ground Clearance 11"

KX71-3S4R2, Rubber Tracks, ROPS/FOPS Cab
 Overall Length 14' 11"
 Overall Width 4' 11"
 Overall Height 7' 11"
 Operating Weight* 6550 lbs.
 Ground Clearance 11"

* Includes operator's weight, 175 lbs.

ENGINE

V1505 Kubota E-TVCS Tier 4 Diesel Engine
 4 Cylinder, 4 Cycle
 23.1 Net HP @ 2250 rpm

OPERATIONAL DIMENSIONS

Max Digging Depth	9' 9"
Max Digging Radius @ Ground Level	16'
Max Vertical Digging Depth	6' 5"
Max Dumping Height	10' 5"

DOZER BLADE DIMENSIONS

Width	59"
Height	12"
Lift Above Ground	13"
Drop Below Ground	12"

PERFORMANCE

Digging Force @ Bucket (K7875)	6350 lbs.
Digging Force @ Dipper Arm	3285 lbs.
Travel Speed (Low)	1.8 mph
Travel Speed (High)	2.9 mph
Climbing Ability	36%/ 20°
Lift Capacity	1,760 lbs.
<ul style="list-style-type: none"> Over Front Blade Grounded 2.0 ft. Load Point Height 8.0 ft. Load radius 	

K Series KX71-3S4

HOW TO SELECT A KX71-3S4 EXCAVATOR (Sample Order Information Page)

Below are examples of a complete KX71-3S4 order. To submit your order, please select the Basic Unit Model that you desire from Part 1. Then select the attachments from Parts 2 and 3 needed to complete your order.

STEP 1)	Select from Part 1 the Basic Unit that fits your needs. For example, choose a KX71-3S4 and get: Base Model, rubber tracks, 4-post ROPS/FOPS canopy, dozer blade, dipper arm and counterweight.
STEP 2)	Select from Parts 2 and 3 the attachments necessary to make the unit a complete machine. Choose buckets and quick couplers, thumb or hydraulic breaker.

(SAMPLE ORDER)

ORDER CODE	DESCRIPTION	APPROX. SHIP WT.	SUGGESTED LIST PRICE
STANDARD UNIT KX71-3S4R1 COMPLETE ORDER AND PRICE			
BASIC UNIT:			
KX71-3S4R1	Excavator Basic Unit	6680	\$38,300.00
With:	Rubber Tracks		
	4-Post ROPS/FOPS Canopy		
	Dozer Blade		
	Dipper arm		
	Counterweight		
ATTACHMENTS:			
K7870	Quick Coupler	72	\$904.00
K7875	24" 4.25 cu. ft. Trenching Bucket	240	\$1,269.00
			<u>\$40,473.00</u>
STANDARD UNIT KX71-3S4R2 COMPLETE ORDER AND PRICE			
BASIC UNIT:			
KX71-3S4R2	Excavator Basic Unit	6967	\$42,560.00
With:	Rubber Tracks		
	ROPS/FOPS Cab		
	Dozer Blade		
	Dipper arm		
	Counterweight		
ATTACHMENTS:			
K7862A	24" 3.73 cu. ft. 3-Hole H. D. Bucket	225	\$1,205.00
			<u>\$43,765.00</u>

K Series KX71-3S4

ORDER CODE	DESCRIPTION	APPROX. SHIP WT.	SUGGESTED LIST PRICE
PART 1	MODEL KX71-3S4 BASIC UNITS		
KX71-3S4R1 With:	Excavator Basic Unit Rubber Tracks, 4-Post ROPS/FOPS Canopy, Dozer Blade, Dipper Arm, Counterweight	6680	\$38,300.00
KX71-3S4R2 With:	Excavator Basic Unit Rubber Tracks, ROPS/FOPS Cab, Dozer Blade, Dipper Arm, Counterweight	6967	\$42,560.00
KX71-3S4S1 With:	Excavator Basic Unit Steel Tracks, 4-Post ROPS/FOPS Canopy, Dozer Blade, Dipper Arm, Counterweight	6746	\$38,300.00
KX71-3S4S2 With:	Excavator Basic Unit Steel Tracks, ROPS/FOPS Cab, Dozer Blade, Dipper Arm, Counterweight	7033	\$42,560.00
PART 2	BUCKETS		
	PIN-ON BUCKETS (Order attaching pins from Parts)		
K7792A	12 inch 2.60 cu. ft. 3-Hole Bucket	200	\$1,000.00
K7793	16 inch 2.80 cu. ft. 3-Hole Bucket	214	\$1,075.00
K7794	18 inch 3.20 cu. ft. 3-Hole Bucket	223	\$1,123.00
K7796	24 inch 4.50 cu. ft. 3-Hole Bucket	260	\$1,238.00
	QUICK ATTACH BUCKETS		
K7870	QUICK COUPLER Curl hole and power hole built into quick coupler. Includes two mounting pins, 1 locking pin and hardware.	72	\$904.00
K9807	BUCKET HANGERS Set of 2 bucket ear blanks. Converts buckets to quick coupler style. Modification to match bucket contour required.	88	\$326.00
K7872	12 inch 2.13 cu. ft. Trenching Bucket	160	\$964.00
K7873	16 inch 2.83 cu. ft. Trenching Bucket	185	\$1,005.00
K7874	18 inch 3.19 cu. ft. Trenching Bucket The K7874 bucket has three teeth. The K7902 Thumb tines contact the end of the teeth and do not mesh between the teeth.	190	\$1,070.00
K7875	24 inch 4.25 cu. ft. Trenching Bucket	240	\$1,269.00
K7473	36 inch 3.0 cu. ft. TILT GRADING BUCKET Includes hoses and fittings. Tilts 45° each direction.	305	\$4,336.00
K7474	BOLT ON CUTTING EDGE For K7473 36" grading bucket	41	\$150.00
K7458	36 inch Grading Blade	245	\$1,360.00

K Series KX71-3S4

ORDER CODE	DESCRIPTION	APPROX. SHIP WT.	SUGGESTED LIST PRICE
PART 3	ATTACHMENTS		
K7902	HYDRAULIC THUMB KIT K7870 Quick Coupler required.	190	\$2,558.00
KXB460Q	HYDRAULIC BREAKER, 400 ft. lbs. rated Includes manual, onemoil point and one chisel point. Requires a K7774 hose kit, and a mount bracket (K7758 or K7766)	350	\$8,285.00
K7774	HYDRAULIC BREAKER HOSE KIT Required for all KXB460Q installations	16	\$645.00
K7758	BREAKER MOUNT BRACKET Required for KXB460Q Quick Attach configuration	54	\$754.00
K7766	BREAKER MOUNT BRACKET Required for KXB460Q Pin-On configuration	35	\$793.00
K7773	ACCUMULATOR CHARGE KIT Required for hydraulic breaker maintenance only, one kit for servicing all breakers.	5	\$985.00
KXB460Q Hydraulic Hammer Tool Information			
	Part Nos.	Description	
	77700-00340	Replacement Moil Point	
	77700-00322	Replacement Chisel Point	
	77700-00405	Spade Tool (Parallel To Boom)	
	77700-00408	Spade Tool (Transverse To Boom)	
K7461	24" EXCAVATING RAKE, QUICK ATTACH	300	\$1,878.00
K9919	CANOPY WORK LIGHT KIT	20	\$124.00
K9736	STEEL CRAWLER KIT Convert tracks from rubber to steel	370	\$2,847.00
K9967	TRAVEL ALARM KIT Emits an audible signal when traveling forward or reverse	7	\$293.00
TBA	SPARK ARRESTOR MUFFLER KIT Optional kit for use in close proximity with grass, brush, timber and similar material with potential for ignition. Requires TBA Heat Insulation Kit.	TBA	TBA
TBA	HEAT INSULATION KIT Required for TBA installation.	TBA	TBA

K Series KX71-3S4

ORDER CODE	DESCRIPTION	APPROX. SHIP WT.	SUGGESTED LIST PRICE
PART 4	ROPS / FOPS		
K7890	REPLACEMENT 4-POST ROPS / FOPS	180	\$1,195.00
K7899	REPLACEMENT ROPS / FOPS CAB The K7899 cab is configured as a replacement for damaged factory mounted cabs. It does not include cabin electrical wiring, wiper motor, heater, or defroster. Refer to illustrated parts list to order these components.	400	\$5,807.00
K9943A	RETRACTABLE SEAT BELT OPTION (3") As required in some states for OSHA compliance.	3	\$78.00
K7856C	RADIO OPTION Compatible with cab models only. Kit includes E9299A AM/FM/WB radio, mounting kit, speakers and antenna	8	\$470.00

ALLIED ATTACHMENT CONTACTS

DESCRIPTION	CONTACT:
Earth Auger Model 975, 1475, 1975	McMillen 503 Gay Street Delhi, IA 52223 (800) 922-2981 Fax (563) 922-2082
Vibratory Compactor Model 500B	Allied Construction Products, LLC 3900 Kelly Avenue Cleveland, OH 44114 Tel. (404) 435-6947, Fax (216) 431-2601 Website: http://www.AlliedCP.com

Available from Parts

70000-732744 Block Heater Kit

This page intentionally left blank.

K Series KX91-3S2

KX91-3S2 Hydraulic Excavator

FEATURES

Rubber Or Steel Track Models
 ROPS/FOPS 4-Post Canopy or Cab
 Suspension Seat
 Kubota 3 Hydraulic Pump Design
 1 Gear, 2 Variable Displacement Pumps
 Hydraulic Joystick Controls
 Accumulator
 Two Operating Pattern Selection System
 Standard Front Dozer Blade
 Float Angle Blade Option
 360 Degree Full Rotation
 80 Degree Left, 50 Degree Right Boom Swing
 10.9 gpm Adjustable Auxiliary Hydraulics Port
 Five Second Quick Preheat System
 Key Switch Stop System
 Half Pitch Rubber Tracks
 Self Bleed Fuel System
 Two Speed Travel
 Auto Idler
 Travel Negative Brake
 Thumb Bracket & Relief Valves
 Third Line
 Swivel Negative Brake

BASIC UNITS

KX91R1S2, Rubber Tracks, 4-Post ROPS/FOPS
 KX91R1AS2, Rubber Tracks, 4-Post ROPS/FOPS
 Angle Dozer Blade
 KX91R1AES2, Rubber Tracks, 4-Post ROPS/FOPS
 Extendible Dipper Arm, Angle Dozer Blade
 KX91R2S2, Rubber Tracks, ROPS/FOPS Cab
 KX91R3S2, Rubber Tracks, Air Conditioned
 ROPS/FOPS Cab
 KX91R2AS2, Rubber Tracks, ROPS/FOPS Cab
 Angle Dozer Blade
 KX91R3AS2, Rubber Tracks, Air Conditioned ROPS/
 ROPS Cab, Angle Dozer Blade
 KX91S1S2, Steel Tracks, 4-Post ROPS/FOPS

DIMENSIONS AND OPERATING WEIGHT

KX91R1S2, Rubber Tracks, 4-Post ROPS/FOPS	
Overall Length	15' 7"
Overall Width	5' 1"
Overall Height	8'
Operating Weight*	7110 lbs.
Ground Clearance	11.6"
KX91R2S2, Rubber Tracks, ROPS/FOPS Cab	
Overall Length	15' 7"
Overall Width	5' 1"
Overall Height	8'
Operating Weight*	7330 lbs.
Ground Clearance	11.6"

* Includes operator's weight, 175 lbs.

ENGINE

D1703-M Kubota E-TVCS Interim Tier 4 Diesel Engine
 2013 Production Using TPEM
 3 Cylinder, 4 Cycle
 28.3 Net HP @ 2250 rpm

OPERATIONAL DIMENSIONS

Max Digging Depth	10' 5"
Max Digging Radius @ Ground Level	16' 10"
Max Vertical Digging Depth	7' 10"
Max Dumping Height	11' 7"

DOZER BLADE DIMENSIONS

Width	61.0"
Height	13.2"
Lift Above Ground	14.6"
Drop Below Ground	14.6"

PERFORMANCE

Digging Force @ Bucket (K7875)	8059 lbs.
Digging Force @ Dipper Arm	3592 lbs.
Travel Speed (Low)	1.9 mph
Travel Speed (High)	2.9 mph
Climbing Ability	36% / 20°
• Lift Capacity	2,950 lbs.
• Over Front	
• Blade Grounded	
• 2.0 ft. Load Point Height	
8.0 ft. Load radius	

K Series KX91-3S2

HOW TO SELECT A KX91-3S2 EXCAVATOR (Sample Order Information Page)

Below are examples of a complete KX91-3S2 order. To submit your order, please select the Basic Unit Model that you desire from Part 1. Then select the attachments from Parts 2 and 3 needed to complete your order.

STEP 1)	Select from Part 1 the Basic Unit that fits your needs. For example, choose a KX91R1AS2 and get: Base Model, rubber tracks, 4-post ROPS/FOPS canopy, angle dozer blade, dipper arm and counterweight.
STEP 2)	Select from Parts 2 and 3 the attachments necessary to make the unit a complete machine. Choose buckets and quick couplers, thumb or hydraulic breaker.

(SAMPLE ORDER)

ORDER CODE	DESCRIPTION	APPROX. SHIP WT.	SUGGESTED LIST PRICE
STANDARD UNIT KX91R1AS2 COMPLETE ORDER AND PRICE			
BASIC UNIT:			
KX91R1AS2	Excavator Basic Unit	7,140	\$46,410.00
With:	Rubber Tracks		
	4-Post ROPS/FOPS Canopy		
	Angle Dozer Blade		
	Dipper Arm		
	Counterweight		
ATTACHMENTS:			
K7862A	24" 3.73 cu. ft. 3-Hole H. D. Bucket	225	\$1,205.00
			<u>\$47,615.00</u>
STANDARD UNIT KX91R2S2 COMPLETE ORDER AND PRICE			
BASIC UNIT:			
KX91R2S2	Excavator Basic Unit	6,930	\$47,770.00
With:	Rubber Tracks		
	ROPS/FOPS Cab		
	Dozer Blade		
	Dipper Arm		
	Counterweight		
ATTACHMENTS:			
K7870	Quick Coupler	72	\$904.00
K7875	24" 4.25 cu. ft. Trenching Bucket	240	\$1,269.00
			<u>\$49,943.00</u>

K Series KX91-3S2

ORDER CODE	DESCRIPTION	APPROX. SHIP WT.	SUGGESTED LIST PRICE
PART 1	MODEL KX91-3S2 BASIC UNITS		
KX91R1S2 With:	Excavator Basic Unit Rubber Tracks, 4-Post ROPS/FOPS Canopy, Dozer Blade, Dipper Arm, Counterweight	6,710	\$43,660.00
KX91R1AS2 With:	Excavator Basic Unit Rubber Tracks, 4-Post ROPS/FOPS Canopy, Angle Dozer Blade, Dipper Arm, Counterweight	7,140	\$46,410.00
KX91R1AES2 With:	Excavator Basic Unit Rubber Tracks, 4-Post ROPS/FOPS Canopy only. Angle Dozer Blade, Extendible Dipper Arm, Counterweight The widest trenching bucket approved for use with the KX91R1AES2 is 16" (K7822 or K7873). Thumbs and hydraulic breakers are not approved for use with the extendible arm.	7,635	\$49,600.00
KX91R2S2 With:	Excavator Basic Unit Rubber Tracks, ROPS/FOPS Cab, Dozer Blade, Dipper Arm, Counterweight	6,930	\$47,770.00
KX91R3S2 With:	Excavator Basic Unit Rubber Tracks, Air Conditioned ROPS/FOPS Cab Dozer Blade, Dipper Arm, Counterweight	6,930	\$50,860.00
KX91R2AS2 With:	Excavator Basic Unit Rubber Tracks, ROPS/FOPS Cab, Angle Dozer Blade, Dipper Arm, Counterweight	7,360	\$50,520.00
KX91R3AS2 With:	Excavator Basic Unit Rubber Tracks, Air Conditioned ROPS/FOPS Cab, Angle Dozer Blade, Dipper Arm, Counterweight	7,360	\$53,610.00
KX91S1S2 With:	Excavator Basic Unit Steel Tracks, 4-Post ROPS/FOPS Canopy, Dozer Blade, Dipper Arm, Counterweight	6,897	\$43,660.00
KX91S3S2 With:	Excavator Basic Unit Steel Tracks, Air Conditioned ROPS/FOPS Cab, Dozer Blade, Dipper Arm, Counterweight	7,150	\$50,860.00
PART 2	BUCKETS		
	PIN-ON BUCKETS (Order Attaching Pins from Parts)		
K7792A	12 inch 2.60 cu. ft. 3-Hole Bucket	200	\$1,000.00
K7793	16 inch 2.80 cu. ft. 3-Hole Bucket	214	\$1,075.00
K7794	18 inch 3.20 cu. ft. 3-Hole Bucket	223	\$1,123.00
K7796	24 inch 4.50 cu. ft. 3-Hole Bucket	260	\$1,238.00
	QUICK ATTACH BUCKETS		
K7870	QUICK COUPLER Curl hole and power hole built into quick coupler. Includes two mounting pins, 1 locking pin and hardware.	72	\$904.00
K9807	BUCKET HANGERS Set of 2 bucket ear blanks. Converts buckets to quick coupler style. Modification to match bucket contour required.	88	\$326.00

K Series KX91-3S2

ORDER CODE	DESCRIPTION	APPROX. SHIP WT.	SUGGESTED LIST PRICE
PART 2	BUCKETS (Cont.)		
K7872	12 inch 2.13 cu. ft. Trenching Bucket	160	\$964.00
K7873	16 inch 2.83 cu. ft. Trenching Bucket	185	\$1,005.00
K7874	18 inch 3.19 cu. ft. Trenching Bucket The K7874 bucket has four teeth. The K7902 Thumb tines contact the end of the teeth and do not mesh between the teeth.	190	\$1,070.00
K7875	24 inch 4.25 cu. ft. Trenching Bucket	240	\$1,269.00
K7473	36 inch 3.0 cu. ft. TILT GRADING BUCKET Includes hoses and fittings. Tilts 45° each direction	305	\$4,336.00
K7474	BOLT ON CUTTING EDGE For K7473 36" grading bucket	41	\$150.00
K7458	36" Grading Blade	245	\$1,360.00
PART 3	ATTACHMENTS		
K7902	① HYDRAULIC THUMB KIT K7870 Quick Coupler required	190	\$2,558.00
KXB460Q	① HYDRAULIC BREAKER, 400 ft. lbs. rated Includes manual, onemoil point and one chisel point. Requires a K7774 hose kit, and a K7758 mount bracket	350	\$8,285.00
K7774	HYDRAULIC BREAKER HOSE KIT Required for KXB460Q installations	16	\$645.00
K7758	BREAKER MOUNT BRACKET Required for KXB460Q Quick Attach configuration	54	\$754.00
K7773	ACCUMULATOR CHARGE KIT Required for hydraulic breaker maintenance only, one kit for servicing all breakers.	5	\$985.00
K7461	① 24 INCH EXCAVATING RAKE, QUICK ATTACH	300	\$1,878.00
K9919	CANOPY WORK LIGHT KIT	20	\$124.00
K9928	STEEL CRAWLER KIT Convert tracks from rubber to steel	370	\$2,645.00
K9774	TRAVEL ALARM KIT Emits an audible signal when traveling forward or reverse	7	\$280.00
K9939	SPARK ARRESTOR MUFFLER KIT Optional kit for use in close proximity with grass, brush, timber and similar cellulose material with potential for ignition. Requires K9959A Heat Insulation Kit.	50	\$505.00
K9959A	HEAT INSULATION KIT Required for K9939 installation.	2.2	\$31.00

① Not approved for use with extendible arm.

K Series KX91-3S2

ORDER CODE	DESCRIPTION	APPROX. SHIP WT.	SUGGESTED LIST PRICE
PART 4	ROPS / FOPS		
K7892	REPLACEMENT 4-POST ROPS / FOPS CANOPY	165	\$1,077.00
K7893	REPLACEMENT ROPS / FOPS CAB The K7893 cab is configured as a replacement for damaged factory mounted cabs. It does not include cabin electrical wiring, wiper motor, heater, or defroster. Refer to illustrated parts list to order these components.	463	\$5,807.00
K9946	RETRACTABLE SEAT BELT OPTION (3") As required in some states for OSHA compliance.	4	\$124.00
K7856C	RADIO OPTION Compatible with cab models only. Kit includes E9299A AM/FM/WB radio, mounting kit, speakers, and antenna	8	\$470.00

ALLIED ATTACHMENT CONTACTS

DESCRIPTION	CONTACT:
Earth Auger Model 975, 1475, 1975	McMillen 503 Gay Street Delhi, IA 52223 (800) 922-2981 Fax (563) 922-2082
Vibratory Compactor Model 500B	Allied Construction Products, LLC 3900 Kelly Avenue Cleveland, OH 44114 Tel. (404) 435-6947, Fax (216) 431-2601 Website: http://www.AlliedCP.com

Available from Parts
70000-00297 Block Heater Kit

This page intentionally left blank.

K Series U35-4

U35-4 Tight Tail Swing Hydraulic Excavator

FEATURES

Tight Tail Swing
Auto Idler
Rubber Or Steel Track Models
ROPS/FOPS 4-Post Canopy or Air Conditioned Cab
Suspension Seat
Kubota 3 Hydraulic Pump Design
1 Gear, 2 Variable Displacement Pumps
All Controls Hydraulic Pilot Controls
Accumulator
Two Operating Pattern Selection System
Digital Control Panel
Attachment Flow Presets, Service Alerts
Standard Front Dozer Blade with Float
Optional Float Angle Blade w/ Bolt-on Cutting Edge
360 Degree Full Rotation
71 Degree Left, 45 Degree Right Boom Swing
15.8 gpm Adjustable Auxiliary Hydraulics Port
Auxiliary Hydraulics Diverter Valve
Thumb Bracket & Relief Valves
Five Second Quick Preheat System
Key Switch Stop System
Half Pitch Rubber Tracks
Self Bleed Fuel System
Auto-Downshift Two Speed Travel System
Swivel Negative Brake
Travel Negative Brake
Third Line

BASIC UNITS

U35-4R1 Rubber Tracks, 4-Post ROPS/FOPS
U35-4R1A Rubber Tracks, 4-Post ROPS/FOPS
Angle Dozer Blade
U35-4R3 Rubber Tracks, Air Conditioned, ROPS/
FOPS Cab
U35-4R3A Rubber Tracks, Air Conditioned ROPS/
FOPS Cab, Angle Dozer Blade

DIMENSIONS AND OPERATING WEIGHT

U35R1, Rubber Tracks, 4-Post ROPS/FOPS
Overall Length 15' 7"
Overall Width 5' 7"
Overall Height 8' 1.2"
Operating Weight* 8129 lbs.
Ground Clearance 11.34"

U35R2S2, Rubber Tracks, ROPS/FOPS Cab
Overall Length 15' 7"
Overall Width 5' 7"
Overall Height 8' 1.2"
Operating Weight* 8451lbs.
Ground Clearance 11.34"

* Includes operator's weight, 175 lbs.

ENGINE

D1703-M Kubota E-TVCS Tier 4 Diesel Engine
3 Cylinder, 4 Cycle
23.9 Net HP @ 2200 rpm

OPERATIONAL DIMENSIONS

Max Digging Depth 9' 8.9"
Max Digging Radius @ Ground Level 16' 11.3"
Max Vertical Digging Depth 6' 7.3"
Max Dumping Height 11' 0.7"

STANDARD DOZER BLADE DIMENSIONS

Width 67"
Height 13.5"
Lift Above Ground 14.65"
Drop Below Ground 14.53"

PERFORMANCE

Digging Force @ Bucket (K7875) 7924 lbs.
Digging Force @ Dipper Arm 4451 lbs.
Travel Speed (Low) 1.9 mph
Travel Speed (High) 2.9 mph
Climbing Ability 58% / 30°
Lift Capacity 3,230 lbs.
• Over Front
• Blade Grounded
• 2.0 ft. Load Point Height
• 8.0 ft. Load radius

K Series U35-4

HOW TO SELECT A U35-4 EXCAVATOR (Sample Order Information Page)

Below are examples of a complete U35-4 order. To submit your order, please select the Basic Unit Model that you desire from Part 1. Then select the attachments from Parts 2 and 3 needed to complete your order.

STEP 1)	Select from Part 1 the Basic Unit that fits your needs. For example, choose a U35-4R1A and get: Base Model, rubber tracks, 4-post ROPS/FOPS canopy, angle dozer blade, dipper arm and counterweight.
STEP 2)	Select from Parts 2 and 3 the attachments necessary to make the unit a complete machine. Choose buckets and quick couplers, thumb or hydraulic breaker.

(SAMPLE ORDER)

ORDER CODE	DESCRIPTION	APPROX. SHIP WT.	SUGGESTED LIST PRICE
STANDARD UNIT U35-4R1A COMPLETE ORDER AND PRICE			
BASIC UNIT:			
U35-4R1A	Excavator Basic Unit	8,478	\$48,700.00
With:	Rubber Tracks		
	4-Post ROPS/FOPS Canopy		
	Angle Dozer Blade		
	Dipper arm		
	Counterweight		
ATTACHMENTS:			
K7862A	24" 3.73 cu. ft. 3-Hole H. D. Bucket	225	\$1,205.00
			<u>\$49,905.00</u>
STANDARD UNIT U35-4R3 COMPLETE ORDER AND PRICE			
BASIC UNIT:			
U35-4R3	Excavator Basic Unit	8,451	\$52,900.00
With:	Rubber Tracks		
	Air Conditioned ROPS/FOPS Cab		
	Dozer Blade		
	Dipper arm		
	Counterweight		
ATTACHMENTS:			
K7870	Quick Coupler	72	\$904.00
K7875	24" 4.25 cu. ft. Trenching Bucket	240	\$1,269.00
			<u>\$55,073.00</u>

K Series U35-4

ORDER CODE	DESCRIPTION	APPROX. SHIP WT.	SUGGESTED LIST PRICE
PART 1	MODEL U35-4 BASIC UNITS		
U35-4R1	Excavator Basic Unit	8,129	\$45,900.00
With:	Rubber Tracks, 4-Post ROPS/FOPS Canopy, Dozer Blade, Dipper Arm, Counterweight		
U35-4R1A	Excavator Basic Unit	8,478	\$48,700.00
With:	Rubber Tracks, 4-Post ROPS/FOPS Canopy, Angle Dozer Blade, Dipper Arm, Counterweight		
U35-4R3	Excavator Basic Unit	8,451	\$52,900.00
With:	Rubber Tracks, Air Conditioned ROPS/FOPS Cab, Dozer Blade, Dipper Arm, Counterweight		
U35-4R3A	Excavator Basic Unit	8,800	\$55,700.00
With:	Rubber Tracks, Air Conditioned ROPS/FOPS Cab, Angle Dozer Blade, Dipper Arm, Counterweight		
PART 2	BUCKETS		
	PIN-ON BUCKETS (Order attaching pins from Parts)		
K7792A	12 inch 2.60 cu. ft. 3-Hole Bucket	200	\$1,000.00
K7793	16 inch 2.80 cu. ft. 3-Hole Bucket	214	\$1,075.00
K7794	18 inch 3.20 cu. ft. 3-Hole Bucket	223	\$1,123.00
K7796	24 inch 4.50 cu. ft. 3-Hole Bucket	260	\$1,238.00
	QUICK ATTACH BUCKETS		
K7870	QUICK COUPLER Curl hole and power hole built into quick coupler. Includes two mounting pins, 1 locking pin and hardware.	72	\$904.00
K9807	BUCKET HANGERS Set of 2 bucket ear blanks. Converts buckets to quick coupler style. Modification to match bucket contour required.	88	\$326.00
K7872	12 inch 2.13 cu. ft. Trenching Bucket	160	\$964.00
K7873	16 inch 2.83 cu. ft. Trenching Bucket	185	\$1,005.00
K7874	18 inch 3.19 cu. ft. Trenching Bucket The K7874 bucket has three teeth. The K7902 Thumb tines contact the end of the teeth and do not mesh between the teeth.	190	\$1,070.00
K7875	24 inch 4.25 cu. ft. Trenching Bucket	240	\$1,269.00
K7473	36 inch 3.0 cu. ft. TILT GRADING BUCKET Includes hoses and fittings. Tilts 45° each direction.	305	\$4,336.00
K7474	BOLT ON CUTTING EDGE For K7473 36" grading bucket	41	\$150.00
K7458	36 inch Grading Blade	245	\$1,360.00

K Series U35-4

ORDER CODE	DESCRIPTION	APPROX. SHIP WT.	SUGGESTED LIST PRICE
PART 3	ATTACHMENTS		
K7902	HYDRAULIC THUMB KIT K7870 Quick Coupler required	190	\$2,558.00
KXB460Q	HYDRAULIC BREAKER, 400 ft. lbs. rated Includes manual, onemoil point and one chisel point. Requires a K7774 hose kit, and a K7758 mount bracket	350	\$8,285.00
K7774	HYDRAULIC BREAKER HOSE KIT Required for KXB460Q installations	16	\$645.00
K7758	BREAKER MOUNT BRACKET Required for KXB460Q Quick Attach configuration	54	\$754.00
K7773	ACCUMULATOR CHARGE KIT Required for hydraulic breaker maintenance only, one kit for servicing all breakers.	5	\$985.00
K7461	24 INCH EXCAVATING RAKE, QUICK ATTACH	300	\$1,878.00
K7940	CANOPY WORK LIGHT KIT	6	\$135.00
K9784	TRAVEL ALARM KIT Emits an audible signal when traveling forward or reverse.	7	\$280.00
TBA	SPARK ARRESTOR MUFFLER KIT Optional kit for use in close proximity with grass, brush, timber and similar cellulose materials with potential for ignition. TBA heat insulation kit required.	TBA	TBA
TBA	HEAT INSULATION KIT Required for TBA installation.	TBA	TBA
PART 4	ROPS / FOPS		
K9786	REPLACEMENT 4-POST ROPS / FOPS CANOPY	165	\$1,550.00
K9787	REPLACEMENT ROPS / FOPS CAB The K9787 cab is configured as a replacement for damaged factory mounted cabs. It does not include cabin electrical wiring, wiper motor, heater, or defroster. Refer to illustrated parts list to order these components.	390	\$6,600.00
K9946	RETRACTABLE SEAT BELT OPTION (3") As required in some states for OSHA compliance	3	\$124.00
K7942A	RADIO OPTION Compatible with cab models only. Includes AM/FM/WB radio, mounting kit. The antenna, two speakers and harness comes already preinstalled in the cab	8	\$248.00

ALLIED ATTACHMENT

DESCRIPTION	CONTACT:
Earth Auger Model 975, 1475, 1975	McMillen 503 Gay Street Delhi, IA 52223 (800) 922-2981 Fax (319) 922-2700
Vibratory Compactor Model 500B	Allied Construction Products, LLC 3900 Kelly Avenue Cleveland, OH 44114 Tel: (404) 435-6947, Fax: (216) 431-2601 Website: http://www.AlliedCP.com

Available from Parts

70000-00297 Block Heater Kit

K Series KX121-3ST3

KX121-3ST3 Hydraulic Excavator

FEATURES

Auto Idler
 Rubber Or Steel Track Models
 ROPS/FOPS 4-Post Canopy or Air Conditioned Cab
 Suspension Seat
 Kubota 2 Hydraulic Pump Design
 1 Gear, 1 Variable Displacement Pumps
 Hydraulic Joystick Controls
 Two Operating Pattern Selection System
 Standard Front Dozer Blade
 360 Degree Full Rotation
 80 Degree Left, 50 Degree Right Boom Swing
 15.9 gpm Adjustable Auxiliary Hydraulics Port
 Five Second Quick Preheat System
 Key Switch Stop System
 Half Pitch Rubber Tracks
 Self Bleed Fuel System
 Two Speed Travel
 Swivel Negative Brake
 Thumb Bracket and Relief Valves
 Third Line

BASIC UNITS

KX121R1TA, Rubber Tracks, 4-Post ROPS/FOPS
 6-in-1 Dozer Blade
 KX121R3TA, Rubber Tracks, Air Conditioned
 ROPS/FOPS Cab, 6-in-1 Dozer Blade
 KX121S1TA, Steel Tracks, , 4-Post ROPS/FOPS
 6-in-1 Dozer Blade
 KX121S3TA, Steel Tracks, Air Conditioned
 ROPS/FOPS Cab, 6-in-1 Dozer Blade

DIMENSIONS AND OPERATING WEIGHT

KX121R1TA, Rubber Tracks, 4-Post ROPS/FOPS
 Canopy, 6-in-1 Dozer Blade
 Overall Length 16' 9"
 Overall Width 5' 7"
 Overall Height 8' 3"
 Operating Weight* 9,615 lbs.
 Ground Clearance 13.0"

KX121R3TA, Rubber Tracks, Air Conditioned
 ROPS/FOPS Cab, 6-in-1 Dozer Blade
 Overall Length 16' 9"
 Overall Width 5' 7"
 Overall Height 8' 2"
 Operating Weight* 9,815 lbs.
 Ground Clearance 13.0"

* Includes operator's weight, 175 lbs.

ENGINE

V2203 E-TVCS Interim Tier 4 Diesel Engine
 2013 Production Using TPEM
 4 Cylinder, 4 Cycle
 39.0 Net HP @ 2250 rpm

OPERATIONAL DIMENSIONS

Max Digging Depth 11' 6"
 Max Digging Radius @ Ground Level 18' 0"
 Max Vertical Digging Depth 8' 2"
 Max Dumping Height 12' 9"

DOZER BLADE DIMENSIONS

Width 67"
 Height 13.8"
 Lift Above Ground 15.7"
 Drop Below Ground 15.9"

PERFORMANCE

Digging Force @ Bucket (K7875) 8,754 lbs.
 Digging Force @ Dipper Arm 3,947 lbs.
 Travel Speed (Low) 1.7 mph
 Travel Speed (High) 3.1 mph
 ▪ Climbing Ability 36% / 20°
 ▪ Lift Capacity 3,960 lbs.
 ▪ Over Front
 ▪ Blade Grounded
 2.0 ft. Load Point Height
 8.0 ft. Load radius

K Series KX121-3ST3

HOW TO SELECT A KX121-3ST3 EXCAVATOR (Sample Order Information Page)

Below are examples of a complete KX121-3ST3 order. To submit your order, please select the Basic Unit Model that you desire from Part 1. Then select the attachments from Parts 2 and 3 needed to complete your order.

STEP 1)	Select from Part 1 the Basic Unit that fits your needs. For example, choose a KX121R1TA and get: Base Model, rubber tracks, 4-post ROPS/FOPS canopy, 6-in-1 dozer blade, dipper arm and counterweight.
STEP 2)	Select from Parts 2 and 3 the attachments necessary to make the unit a complete machine. Choose buckets and quick couplers, thumb or hydraulic breaker.

(SAMPLE ORDER)

ORDER CODE	DESCRIPTION	APPROX. SHIP WT.	SUGGESTED LIST PRICE
STANDARD UNIT KX121R1TA COMPLETE ORDER AND PRICE			
BASIC UNIT:			
KX121R1TA	Excavator Basic Unit	9,615	\$55,200.00
With:	Rubber Tracks		
	4-Post ROPS/FOPS Canopy		
	6-in-1 Dozer Blade		
	Dipper arm		
	Counterweight		
ATTACHMENTS:			
K7864A	24" 4.30 cu. ft. 3-Hole H. D. Bucket	225	\$1,235.00
			<u>\$56,435.00</u>
STANDARD UNIT KX121R3TA COMPLETE ORDER AND PRICE			
BASIC UNIT:			
KX121R3TA	Excavator Basic Unit	9,815	\$61,220.00
With:	Rubber Tracks		
	Air Conditioned ROPS/FOPS Cab		
	6-in-1 Dozer Blade		
	Dipper arm		
	Counterweight		
ATTACHMENTS:			
K7870	Quick Coupler	72	\$904.00
K7875	24" 4.25 cu. ft. Trenching Bucket	240	\$1,269.00
K7902	Hydraulic Thumb Kit	190	\$2,558.00
			<u>\$65,951.00</u>

K Series KX121-3ST3

ORDER CODE	DESCRIPTION	APPROX. SHIP WT.	SUGGESTED LIST PRICE
PART 1	MODEL KX121-3ST3 BASIC UNITS		
6-in-1 Dozer Blade Models			
KX121R1TA	Excavator Basic Unit	9,615	\$55,200.00
With:	Rubber Tracks, 4-Post ROPS/FOPS Canopy, 6-in-1 Dozer Blade, Dipper Arm, Counterweight Thumb relief valves standard equipment		
KX121R3TA	Excavator Basic Unit	9,815	\$61,220.00
With:	Rubber Tracks, Air Conditioned ROPS/FOPS Cab 6-in-1 Dozer Blade, Dipper Arm, Counterweight Thumb relief valves standard equipment		
KX121S1TA	Excavator Basic Unit	9,755	\$55,200.00
With:	Steel Tracks, 4-Post ROPS/FOPS Canopy, 6-in-1 Dozer Blade, Dipper Arm, Counterweight Thumb relief valves standard equipment		
KX121S3TA	Excavator Basic Unit	9,955	\$61,220.00
With:	Steel Tracks, Air Conditioned ROPS/FOPS Cab, 6-in-1 Dozer Blade, Dipper Arm, Counterweight Thumb relief valves standard equipment		
PART 2	BUCKETS		
	PIN-ON BUCKETS (Order attaching pins from Parts)		
K7792A	12 inch 2.6 cu. ft. 3-Hole Bucket	200	\$1,000.00
K7793	16 inch 2.80 cu. ft. 3-Hole Bucket	214	\$1,075.00
K7794	18 inch 3.20 cu. ft. 3-Hole Bucket	223	\$1,123.00
K7796	24 inch 4.50 cu. ft. 3-Hole Bucket	260	\$1,238.00
K7797	30 inch 5.80 cu. ft. 3-Hole Bucket	283	\$1,357.00
K9836A	36 inch 4.17 cu. ft. Drainage Bucket	194	\$988.00
	QUICK ATTACH BUCKETS		
K7870	QUICK COUPLER Curl hole and power hole built into quick coupler. Includes two mounting pins, 1 locking pin and hardware.	72	\$904.00
K9807	BUCKET HANGERS Set of 2 bucket ear blanks. Converts buckets to quick coupler style. Modification to match bucket contour required.	88	\$326.00
K7872	12 inch 2.13 cu. ft. Trenching Bucket	160	\$964.00
K7873	16 inch 2.83 cu. ft. Trenching Bucket	185	\$1,005.00
K7874	18 inch 3.19 cu. ft. Trenching Bucket The K7874 bucket has three teeth. The K7902 Thumb tines contact the end of the teeth and do not mesh between the teeth.	190	\$1,070.00
K7875	24 inch 4.25 cu. ft. Trenching Bucket	240	\$1,269.00

K Series KX121-3ST3

ORDER CODE	DESCRIPTION	APPROX. SHIP WT.	SUGGESTED LIST PRICE
	QUICK ATTACH BUCKETS (Cont.)		
K7876	30 inch 5.31 cu. ft. Trenching Bucket	265	\$1,467.00
K7877A	36 inch 6.64 cu. ft. Drainage Bucket Pre-drilled for bolt on cutting edge K7877A not authorized for thumb applications	230	\$1,129.00
K7474	Bolt On Cutting Edge For K7877A 36 inch Drainage Bucket	41	\$150.00
K7458	36" Grading Blade	270	\$1,360.00
K7454	39 inch 4.72 cu. ft. Tilt Grading Bucket Includes hoses and fittings. Tilts 45° each direction	485	\$4,920.00
K7455	Bolt On Cutting Edge For K7454 39" Tilt Grading Bucket	44	\$150.00
PART 3	ATTACHMENTS		
K7902	HYDRAULIC THUMB KIT K7870 Quick Coupler required	190	\$2,558.00
KXB510Q	HYDRAULIC BREAKER, 500 ft. lbs. rated Includes manual, onemoil point and one chisel point. Requires a K7774 hose kit, and a K7992 mount bracket	610	\$9,000.00
K7774	HYDRAULIC BREAKER HOSE KIT Required for KXB510Q installations	16	\$645.00
K7992	BREAKER MOUNT BRACKET Required for KXB510Q Quick Attach configuration	95	\$797.00
K7773	ACCUMULATOR CHARGE KIT Required for hydraulic breaker maintenance only, one kit for servicing all breakers.	5	\$985.00
K7461	24" EXCAVATING RAKE	300	\$1,878.00

K Series KX121-3ST3

ORDER CODE	DESCRIPTION	APPROX. SHIP WT.	SUGGESTED LIST PRICE
PART 3	ATTACHMENTS (Cont.)		
K9919	CANOPY WORK LIGHT KIT	20	\$124.00
K9929	STEEL CRAWLER KIT Convert tracks from rubber to steel	439	\$3,762.00
K9777	TRAVEL ALARM KIT Emits an audible signal when traveling forward or reverse	7	\$280.00
K9949	SPARK ARRESTOR MUFFLER KIT Optional kit for use in close proximity with grass, brush, timber and similar cellulose material with potential for ignition. Requires K9969 Heat Insulation Kit	50	\$240.00
K9969	HEAT INSULATION KIT Required for K9949 installation	2.2	\$16.00
PART 4	ROPS / FOPS		
K7894	REPLACEMENT 4-POST ROPS / FOPS CANOPY	220	\$1,106.00
K7895	REPLACEMENT ROPS / FOPS CAB The K7895 cab is configured as a replacement for damaged factory mounted cabs. It does not include cabin electrical wiring, wiper motor, heater, or defroster. Refer to illustrated parts list to order these components.	450	\$5,903.00
K9946	RETRACTABLE SEAT BELT OPTION (3") As required in some states for OSHA compliance.	4	\$124.00
K7856C	RADIO OPTION Compatible with cab models only. Kit includes E9299A AM/FM/WB radio, mounting kit, speakers and antenna	8	\$470.00

ALLIED ATTACHMENT

DESCRIPTION

CONTACT:

Earth Auger Model 975, 1475, 1975	McMillen 503 Gay Street Delhi, Iowa 52223 (563) 922-2981 Fax (563) 922-2700
Vibratory Compactor Model 500B	Allied Construction Products, LLC 3900 Kelly Avenue Cleveland, OH 44114 Tel: (404) 435-6947, Fax: (216) 431-2601 Website: http://www.AlliedCP.com
Flail Mower Model 30EX	Rockhound Attachments PO Box 22 Hughson, CA 95326 Tel: (800) 426-5615, Fax: (360) 230-2322 Website: http://www.Rockhound.com

Available from Parts

70000-00297 Block Heater Kit

K Series KX040-4

KX040-4 Hydraulic Excavator

FEATURES

Eco Plus System
Auto Idler
Rubber Or Steel Track Models
ROPS/FOPS 4-Post Canopy or Air Conditioning Cab
Suspension Seat
Kubota 1 Hydraulic Pump Load Sensing System
1 Variable Displacement Pump
All Controls Hydraulic Pilot Controls
Two Operating Pattern Selection System
Accumulator
Digital Control Panel
Attachment Flow Presets, Service Alerts
Standard Front Dozer Blade w/ Float
Optional Float Angle Blade w/ Bolt-on Cutting Edge
360 Degree Full Rotation
70 Degree Left, 55 Degree Right Boom Swing
17.2 gpm Adjustable Auxiliary Hydraulics Port 1
Auxiliary Hydraulics Diverter Valve
9.8 gpm Adjustable Auxiliary Hydraulics Port 2 Option
Thumb Bracket and Relief Valves
Five Second Quick Preheat System
Key Switch Stop System
Half Pitch Rubber Tracks
Self Bleed Fuel System
Auto-Downshift Two Speed Travel System
Swivel Negative Brake
Travel Negative Brake
Third Line

BASIC UNITS

KX040-4R1, Rubber Tracks, 4-Post ROPS/FOPS, Dozer Blade
KX040-4R1P, Rubber Tracks, 4-Post ROPS/FOPS Canopy, Dozer Blade, SP2
KX040-4R1A, Rubber Tracks, ROPS/FOPS Canopy, Angle Dozer Blade
KX040-4R1AP, Rubber Tracks, 4-Post ROPS/FOPS, Angle Dozer Blade, SP2
KX040-4R3, Rubber Tracks, Air Conditioned ROPS/FOPS Cab, Angle Dozer Blade
KX040-4R3P, Rubber Tracks, Air Conditioned ROPS/FOPS Cab, Dozer Blade, SP2
KX040-4R3A, Rubber Tracks, Air Conditioned ROPS/FOPS Cab, Angle Dozer Blade
KX040-4R3AP, Rubber Tracks, Air Conditioned ROPS/FOPS, Cab, Angle Dozer Blade, SP2
KX040-4S1, Steel Tracks, 4-Post ROPS/FOPS Canopy Dozer Blade
KX040-4S1P, Steel Tracks, 4-Post ROPS/FOPS Canopy Dozer Blade, SP2
KX040-4S1A, Steel Tracks, 4-Post ROPS/FOPS Canopy, Angle Dozer Blade
KX040-4S1AP, Steel Tracks, 4-Post ROPS/FOPS Canopy, Angle Dozer Blade
KX040-4S3, Steel Tracks, Air Conditioned ROPS/FOPS Cab, Dozer Blade
KX040-4S3P, Steel Tracks, Air Conditioned ROPS/FOPS Cab, Dozer Blade, SP2
KX040-4S3A, Steel Tracks, ROPS/FOPS Air Conditioned Cab, Angle Dozer Blade
KX040-4S3AP, Steel Tracks, ROPS/FOPS Air Conditioned Cab, Angle Dozer Blade, SP2

DIMENSIONS AND OPERATING WEIGHT

KX040-4R1, Rubber Tracks, 4-Post ROPS/FOPS, Dozer Blade
Overall Length 16' 8.1"
Overall Width 5' 6.9"
Overall Height 8' 1.8"
Operating Weight* 9,017 lbs.
Ground Clearance 12.9"

KX040-4R3A, Rubber Tracks, Air Conditioned ROPS/FOPS A/C Cab, Angle Dozer Blade
Overall Length 16' 8.1"
Overall Width 5' 6.9"
Overall Height 8' 1.8"
Operating Weight* 9,678 lbs.
Ground Clearance 12.9"

* Includes operator's weight, 175 lbs.

ENGINE

D1803 Kubota DI CRS Tier 4 Diesel Engine
3 Cylinder, 4 Cycle
40.9 Net HP @ 2200 rpm

OPERATIONAL DIMENSIONS

Max Digging Depth 11' 2.6"
Max Digging Radius @ Ground Level 17' 9"
Max Vertical Digging Depth 7' 4.8"
Max Dumping Height 12' 9.5"

DOZER BLADE DIMENSIONS

Width 66.9"
Height 15.75"
Lift Above Ground 15.17"
Drop Below Ground 15.94"

PERFORMANCE

Digging Force @ Bucket (K7875) 9,535 lbs.
Digging Force @ Dipper Arm 4,112 lbs.
Travel Speed (Low) 1.8 mph
Travel Speed (High) 3.1 mph
Climbing Ability 36% / 20°
Lift Capacity 4,006 lbs.

- Over Front
- Blade Grounded
- 2.0 ft. Load Point Height
- 8.0 ft. Load radius

K Series KX040-4

HOW TO SELECT A KX040-4 EXCAVATOR (Sample Order Information Page)

Below are examples of a complete **KX040-4** order. To submit your order, please select the Basic Unit Model that you desire from Part 1. Then select the attachments from Parts 2 and 3 needed to complete your order.

STEP 1)	Select from Part 1 the Basic Unit that fits your needs. For example, choose a KX040-4R1 and get: Base Model, rubber tracks, 4-post ROPS/FOPS canopy, dozer blade, dipper arm and counterweight.
STEP 2)	Select from Parts 2 and 3 the attachments necessary to make the unit a complete machine. Choose buckets and quick couplers, thumb or hydraulic breaker.

(SAMPLE ORDER)

ORDER CODE	DESCRIPTION	APPROX. SHIP WT.	SUGGESTED LIST PRICE
STANDARD UNIT KX040-4R1 COMPLETE ORDER AND PRICE			
BASIC UNIT:			
KX040-4R1	Excavator Basic Unit	8,642	\$54,200.00
With:	Rubber Tracks		
	4-Post ROPS/FOPS Canopy		
	Dozer Blade		
	Dipper arm		
	Counterweight		
ATTACHMENTS:			
K7864A	24" 4.30 cu. ft. 3-Hole H. D. Bucket	225	\$1,235.00
			<u>\$55,435.00</u>
STANDARD UNIT KX040-4R3A COMPLETE ORDER AND PRICE			
BASIC UNIT:			
KX040-4R3A	Excavator Basic Unit	9,414	\$62,900.00
With:	Rubber Tracks		
	Air Conditioned ROPS/FOPS Cab		
	Angle Dozer Blade		
	Dipper arm		
	Counterweight		
ATTACHMENTS:			
K7870	Quick Coupler	72	\$904.00
K7875	24" 4.25 cu. ft. Trenching Bucket	240	\$1,269.00
K7902	Hydraulic Thumb Kit	190	\$2,558.00
			<u>\$67,631.00</u>

K Series KX040-4

ORDER CODE	DESCRIPTION	APPROX. SHIP WT.	SUGGESTED LIST PRICE
PART 1	MODEL KX040-4 BASIC UNITS		
KX040-4R1	Excavator Basic Unit	9,017	\$54,200.00
With:	Rubber Tracks, 4-Post ROPS/FOPS Canopy, Dozer Blade, Dipper Arm, Counterweight		
KX040-4R1A	Excavator Basic Unit	9,370	\$56,700.00
With:	Rubber Tracks, 4-Post ROPS/FOPS Canopy, Angle Dozer Blade, Dipper Arm, Counterweight		
KX040-4R1P	Excavator Basic Unit	9,017	\$55,800.00
With:	Rubber Tracks, 4-Post ROPS/FOPS Canopy, Dozer Blade, Dipper Arm, Counterweight, SP2		
KX040-4R1AP	Excavator Basic Unit	9,370	\$58,300.00
With:	Rubber Tracks, 4-Post ROPS/FOPS Canopy, Angle Dozer Blade, Dipper Arm, Counterweight, SP2		
KX040-4R3	Excavator Basic Unit	9,326	\$60,400.00
With:	Rubber Tracks, Air Conditioned ROPS/FOPS Cab Dozer Blade, Dipper Arm, Counterweight		
KX040-4R3A	Excavator Basic Unit	9,678	\$62,900.00
With:	Rubber Tracks, Air Conditioned ROPS/FOPS Cab Angle Dozer Blade, Dipper Arm, Counterweight		
KX040-4R3P	Excavator Basic Unit	9,326	\$62,000.00
With:	Rubber Tracks, Air Conditioned ROPS/FOPS Cab Dozer Blade, Dipper Arm, Counterweight, SP2		
KX040-4R3AP	Excavator Basic Unit	9,678	\$64,500.00
With:	Rubber Tracks, Air Conditioned ROPS/FOPS Cab Angle Dozer Blade, Dipper Arm, Counterweight, SP2		
KX040-4S1	Excavator Basic Unit	9,171	\$55,700.00
With:	Steel Tracks, 4-Post ROPS/FOPS Canopy, Dozer Blade, Dipper Arm, Counterweight		
KX040-4S1A	Excavator Basic Unit	9,524	\$58,200.00
With:	Steel Tracks, 4-Post ROPS/FOPS Canopy, Angle Dozer Blade, Dipper Arm, Counterweight		
KX040-4S1P	Excavator Basic Unit	9,171	\$57,300.00
With:	Steel Tracks, 4-Post ROPS/FOPS Canopy, Dozer Blade, Dipper Arm, Counterweight, SP2		
KX040-4S1AP	Excavator Basic Unit	9,524	\$59,800.00
With:	Steel Tracks, 4-Post ROPS/FOPS Canopy, Angle Dozer Blade, Dipper Arm, Counterweight, SP2		

K Series KX040-4

ORDER CODE	DESCRIPTION	APPROX. SHIP WT.	SUGGESTED LIST PRICE
PART 1	MODEL KX040-4 BASIC UNITS (Cont.)		
KX040-4S3	Excavator Basic Unit	9,524	\$61,900.00
With:	Steel Tracks, Air Conditioned ROPS/FOPS Cab, Dozer Blade, Dipper Arm, Counterweight		
KX040-4S3A	Excavator Basic Unit	9,833	\$64,400.00
With:	Steel Tracks, Air Conditioned ROPS/FOPS Cab, Angle Dozer Blade, Dipper Arm, Counterweight		
KX040-4S3P	Excavator Basic Unit	9,524	\$63,500.00
With:	Steel Tracks, Air Conditioned ROPS/FOPS Cab, Dozer Blade, Dipper Arm, Counterweight, SP2		
KX040-4S3AP	Excavator Basic Unit	9,833	\$66,000.00
With:	Steel Tracks, Air Conditioned ROPS/FOPS Cab, Angle Dozer Blade, Dipper Arm, Counterweight, SP2		
PART 2	BUCKETS		
	PIN-ON BUCKETS (Order attaching pins from Parts)		
K7792A	12 inch 2.6 cu. ft. 3-Hole Bucket	200	\$1,000.00
K7793	16 inch 2.80 cu. ft. 3-Hole Bucket	214	\$1,075.00
K7794	18 inch 3.20 cu. ft. 3-Hole Bucket	223	\$1,123.00
K7796	24 inch 4.50 cu. ft. 3-Hole Bucket	260	\$1,238.00
K7797	30 inch 5.80 cu. ft. 3-Hole Bucket	283	\$1,357.00
K9836A	36 inch 4.17 cu. ft. Drainage Bucket	194	\$988.00
	QUICK ATTACH BUCKETS		
K7870	QUICK COUPLER Curl hole and power hole built into quick coupler. Includes two mounting pins, 1 locking pin and hardware.	72	\$904.00
K9807	BUCKET HANGERS Set of 2 bucket ear blanks. Converts buckets to quick coupler style. Modification to match bucket contour required.	88	\$326.00
K7872	12 inch 2.13 cu. ft. Trenching Bucket	160	\$964.00
K7873	16 inch 2.83 cu. ft. Trenching Bucket	185	\$1,005.00
K7874	18 inch 3.19 cu. ft. Trenching Bucket The K7874 bucket has three teeth. The K7902 Thumb tines contact the end of the teeth and do not mesh between the teeth.	190	\$1,070.00
K7875	24 inch 4.25 cu. ft. Trenching Bucket	240	\$1,269.00

K Series KX040-4

ORDER CODE	DESCRIPTION	APPROX. SHIP WT.	SUGGESTED LIST PRICE
	QUICK ATTACH BUCKETS (Cont.)		
K7876	30 inch 5.31 cu. ft. Trenching Bucket	265	\$1,467.00
K7877A	36 inch 6.64 cu. ft. Drainage Bucket Pre-drilled for bolt on cutting edge K7877A not authorized for thumb applications	230	\$1,129.00
K7473	36 inch 3.0 cu. ft. TILT GRADING BUCKET Includes hoses and fittings. Tilts 45° each direction.	305	\$4,336.00
K7474	Bolt On Cutting Edge For K7877A 36 inch Drainage Bucket	41	\$150.00
K7458	36" Grading Blade	270	\$1,360.00
K7454	39 inch 4.72 cu. ft. Tilt Grading Bucket Includes hoses and fittings. Tilts 45° each direction	485	\$4,920.00
K7455	Bolt On Cutting Edge For K7454 39" Tilt Grading Bucket	44	\$150.00
PART 3	ATTACHMENTS		
K7902	HYDRAULIC THUMB KIT K7870 Quick Coupler required	190	\$2,558.00
KXB510Q	HYDRAULIC BREAKER, 500 ft. lbs. rated Includes manual, onemoil point and one chisel point. Requires a K7774 hose kit, and a K7992 mount bracket	610	\$9,000.00
K7774	HYDRAULIC BREAKER HOSE KIT Required for KXB510Q installations	16	\$645.00
K7992	BREAKER MOUNT BRACKET Required for KXB510Q Quick Attach configuration	95	\$797.00
K7773	ACCUMULATOR CHARGE KIT Required for hydraulic breaker maintenance only, one kit for servicing all breakers.	5	\$985.00
K7461	24" EXCAVATING RAKE	300	\$1,878.00

K Series KX040-4

ORDER CODE	DESCRIPTION	APPROX. SHIP WT.	SUGGESTED LIST PRICE
PART 3	ATTACHMENTS (Cont.)		
K7940	CANOPY WORK LIGHT KIT	6	\$135.00
K9929	STEEL CRAWLER KIT Convert tracks from rubber to steel	439	\$3,762.00
K7927	TRAVEL ALARM KIT Emits an audible signal when traveling forward or reverse	2	\$143.00
PART 4	ROPS / FOPS		
TBA	REPLACEMENT 4-POST ROPS / FOPS CANOPY	TBA	TBA
TBA	REPLACEMENT ROPS / FOPS CAB The TBA cab is configured as a replacement for damaged factory mounted cabs. It does not include cabin electrical wiring, wiper motor, heater, or defroster. Refer to illustrated parts list to order these components.	TBA	TBA
K9946	RETRACTABLE SEAT BELT OPTION (3") As required in some states for OSHA compliance.	4	\$124.00
K7942A	RADIO OPTION Compatible with cab models only. Kit includes E9299A AM/FM/WB radio, mounting kit, speakers and antenna	8	\$248.00

ALLIED ATTACHMENT

DESCRIPTION	CONTACT:
Earth Auger Model 975, 1475, 1975	McMillen 503 Gay Street Delhi, Iowa 52223 (563) 922-2981 Fax (563) 922-2700
Vibratory Compactor Model 500B	Allied Construction Products, LLC 3900 Kelly Avenue Cleveland, OH 44114 Tel: (404) 435-6947, Fax: (216) 431-2601 Website: http://www.AlliedCP.com
Flail Mower Model 30EX	Rockhound Attachments PO Box 22 Hughson, CA 95326 Tel: (800) 426-5615, Fax: (360) 230-2322 Website: http://www.Rockhound.com

Available from Parts

70000-00297 Block Heater Kit

K Series U55-4

U55-4 Tight Tail Swing Hydraulic Excavator

FEATURES

Eco Plus System
Auto Idler
Rubber Or Steel Track Models
4-Post ROPS/FOPS Canopy or Air Conditioned Cab
Suspension Seat
Kubota 3 Hydraulic Pump Load Sensing System
1 Gear, 2 Variable Displacement Pumps
All Controls Hydraulic Pilot Controls
Two Operating Pattern Selection System
Accumulator
Digital Control Panel
Attachment Flow Presets, Service Alerts
Standard Front Dozer Blade w/ Float
Optional Float Angle Blade w/ Bolt-on Cutting Edge
360 Degree Full Rotation
70 Degree Left, 55 Degree Right Boom Swing
19.8 gpm Adjustable Auxiliary Hydraulics Port 1
Auxiliary Hydraulics Diverter Valve
9.8 gpm Adjustable Auxiliary Hydraulics Port 2 Option
Thumb Bracket And Relief Valves
Five Second Quick Preheat System
Key Switch Stop System
Half Pitch Rubber Tracks
Self Bleed Fuel System
Auto-Downshift Two Speed Travel System
Swivel Negative Brake
Travel Negative Brake
Third Line

BASIC UNITS

U55-4R1, Rubber Tracks, ROPS/FOPS Canopy,
Dozer Blade, Dipper Arm, Counterweight
U55-4R1P, Rubber Tracks, ROPS/FOPS Canopy,
Dozer Blade, Dipper Arm, Counterweight, SP2
U55-4R1A, Rubber Tracks, ROPS/FOPS Canopy,
Angle Dozer Blade, Dipper Arm, Counterweight
U55-4R1AP, Rubber Tracks, ROPS/FOPS Canopy,
Angle Dozer Blade, Dipper Arm, Counterweight,
SP2
U55-4R3, Rubber Tracks, A/C ROPS/FOPS Cab,
Dozer Blade, Dipper Arm, Counterweight
U55-4R3P, Rubber Tracks, A/C ROPS/FOPS Cab,
Dozer Blade, Dipper Arm, Counterweight, SP2
U55-4R3A, Rubber Tracks, A/C ROPS/FOPS Cab,
Angle Dozer Blade, Dipper Arm, Counterweight
U55-4R3AP, Rubber Tracks, A/C ROPS/FOPS Cab,
Angle Dozer Blade, Dipper Arm, Counterweight, SP2
U55-4S3A, Steel Tracks (400mm), A/C ROPS/FOPS
Cab, Angle Dozer Blade, Dipper Arm, Counterweight
U55-4S3AP, Steel Tracks (400mm), A/C ROPS/FOPS
Cab, Angle Dozer Blade, Dipper Arm, Counterweight,
SP2

ENGINE

V2607 Kubota DI CRS Turbo Tier 4 Diesel Engine
4 Cylinder, 4 Cycle
47.1 Net HP @ 2200 rpm

OPERATIONAL DIMENSIONS

Max Digging Depth	11' 10.3"
Max Digging Radius @ Ground Level	19' 6.1"
Max Vertical Digging Depth	4' 11.6"
Max Dumping Height	13' 2.3"

STANDARD DOZER BLADE DIMENSIONS

Width	77.2"
Height	16.1"
Lift Above Ground	17.3"
Drop Below Ground	16.1"

PERFORMANCE

Digging Force @ Bucket (K7919)	11,177 lbs.
Digging Force @ Dipper Arm	6,261 lbs.
Travel Speed (Low)	1.8 mph
Travel Speed (High)	3.1 mph
Climbing Ability	36% / 20°
Lift Capacity	3,700 lbs.
▪ Over Front	
▪ Blade Grounded	
▪ 4.0 Ft. Load Point Height	
▪ 12.0 Ft. Load Radius	

DIMENSIONS AND OPERATING WEIGHT

U55-4R1, Rubber Tracks, Canopy, Dozer Blade, Dipper Arm, Counterweight	
Overall Length	18' 1.3"
Overall Width	6' 5.2"
Overall Height	8' 4.4"
Operating Weight*	11,915 lbs.
Ground Clearance	12' 0.2"

U55-4R3AP, Rubber Tracks, A/C Cab, Angle

Dozer Blade, Dipper Arm, Counterweight, SP2	
Overall Length	18' 1.3"
Overall Width	6' 5.2"
Overall Height	8' 4"
Operating Weight*	12,535 lbs.
Ground Clearance	12.0.2"

* Includes operator's weight, 175 lbs.

K Series U55-4

HOW TO SELECT A U55-4 EXCAVATOR (Sample Order Information Page)

Below are examples of a complete U55-4 order. To submit your order, please select the Basic Unit Model that you desire from Part 1. Then select the attachments from Parts 2 and 3 needed to complete your order.

STEP 1)	Select from Part 1 the Basic Unit that fits your needs. For example, choose a U55-4R1 and get: Base Model, rubber tracks, 4-post ROPS/FOPS canopy, dozer blade, dipper arm, counterweight, and one service port
STEP 2)	Select from Parts 2 and 3 the attachments necessary to make the unit a complete machine. Choose buckets and quick couplers, thumb or hydraulic breaker.

(SAMPLE ORDER)

ORDER CODE	DESCRIPTION	APPROX. SHIP WT.	SUGGESTED LIST PRICE
STANDARD UNIT U55-4R1 COMPLETE ORDER AND PRICE			
BASIC UNIT:			
U55-4R1	Excavator Basic Unit	12,200	\$67,000.00
With:	Rubber Tracks		
	4-Post ROPS/FOPS Canopy		
	Dozer Blade		
	Dipper arm		
	Counterweight		
	One Service Port		
ATTACHMENTS:			
K7915	Quick Coupler	100	\$851.00
K7919	24" 6.3 cu. ft. Trenching Bucket	295	\$1,219.00
			<u>\$69,070.00</u>
STANDARD UNIT U55-4R3AP COMPLETE ORDER AND PRICE			
BASIC UNIT:			
U55-4R3AP	Excavator Basic Unit	12,535	\$77,600.00
With:	Rubber Tracks		
	Air Conditioned ROPS/FOPS Cab		
	Angle Dozer Blade		
	Dipper arm		
	Counterweight		
	Two Service Ports		
ATTACHMENTS:			
K7915	Quick Coupler	100	\$851.00
K7937	Hydraulic Thumb	195	\$2,147.00
K7919	24" 6.3 cu. ft. Trenching Bucket	295	\$1,219.00
			<u>\$81,817.00</u>

K Series U55-4

ORDER CODE	DESCRIPTION	APPROX. SHIP WT.	SUGGESTED LIST PRICE
PART 1	MODEL U55 BASIC UNITS		
U55-4R1	Excavator Basic Unit	12,200	\$67,000.00
With:	Rubber Tracks, 4-Post ROPS/FOPS Canopy, Dozer Blade, Dipper Arm, Counterweight		
U55-4R1P	Excavator Basic Unit	12,200	\$68,600.00
With:	Rubber Tracks, 4-Post ROPS/FOPS Canopy, Dozer Blade, Dipper Arm, Counterweight, SP2		
U55-4R1A	Excavator Basic Unit	11,915	\$69,800.00
With:	Rubber Tracks, 4-Post ROPS/FOPS Canopy, Angle Blade, Dipper Arm, Counterweight		
U55-4R1AP	Excavator Basic Unit	11,915	\$71,400.00
With:	Rubber Tracks, 4-Post ROPS/FOPS Canopy, Angle Blade, Dipper Arm, Counterweight, SP2		
U55-4R3	Excavator Basic Unit	12,400	\$73,200.00
With:	Rubber Tracks, A/C ROPS/FOPS Cab, Dozer Blade, Dipper Arm, Counterweight		
U55-4R3P	Excavator Basic Unit	12,400	\$74,800.00
With:	Rubber Tracks, A/C ROPS/FOPS Cab, Dozer Blade, Dipper Arm, Counterweight, SP2		
U55-4R3A	Excavator Basic Unit	12,535	\$76,000.00
With:	Rubber Tracks, A/C ROPS/FOPS Cab, Angle Blade, Dipper Arm, Counterweight		
U55-4R3AP	Excavator Basic Unit	12,535	\$77,600.00
With:	Rubber Tracks, A/C ROPS/FOPS Cab, Angle Blade, Dipper Arm, Counterweight, SP2		
U55-4S3A	Excavator Basic Unit	12,755	\$77,500.00
With:	Steel Tracks, A/C ROPS/FOPS Cab, Angle Blade, Dipper Arm, Counterweight		
U55-4S3AP	Excavator Basic Unit	12,755	\$79,100.00
With:	Steel Tracks, A/C ROPS/FOPS Cab, Angle Blade, Dipper Arm, Counterweight, SP2		

K Series U55-4

ORDER CODE	DESCRIPTION	APPROX. SHIP WT.	SUGGESTED LIST PRICE
PART 2	QUICK ATTACH BUCKETS		
K7915	Quick Coupler Includes two mounting pins, 1 locking pin and hardware.	100	\$851.00
K7916	Bucket Hangers Set of two ear blanks. Converts buckets to quick coupler style. Modification to match bucket contour required.	82	\$294.00
K7917	12 inch 3.00 cu. ft. Trenching Bucket	249	\$1,138.00
K7918	18 inch 4.50 cu. ft. Trenching Bucket The K7918 bucket has four teeth. The K7937 thumb tines contact the end of the teeth and do not mesh between the teeth.	275	\$1,155.00
K7919	24 inch 6.30 cu. ft. Trenching Bucket	295	\$1,219.00
K7920	30 inch 8.00 cu. ft. Trenching Bucket	338	\$1,486.00
K7921	36 inch 8.00 cu. ft. Trenching Bucket	368	\$1,658.00
K7926	36 inch 3.48 cu. ft. Cemetery Bucket	265	\$1,200.00
K7922	36 inch 6.64 cu. ft. Drainage Bucket Pre-drilled for bolt on cutting edge.	230	\$1,138.00
K7474	Bolt On Cutting Edge for K7922 36" Drainage Bucket	41	\$150.00
K7924	48 inch 8.50 cu. ft. Drainage Bucket Pre-drilled for bolt on cutting edge. Not authorized for use on models with K7937 thumb.	270	\$1,627.00
K7878	Bolt On Cutting Edge for K7924 48" Drainage Bucket	51	\$200.00
PART 3	ATTACHMENTS		
K7937	HYDRAULIC THUMB KIT K7915 Quick Coupler required.	195	\$2,147.00
K7932	FROST RIPPER	325	\$1,090.00
KXB560Q	HYDRAULIC BREAKER Includes manual, onemoil point and one chisel point. Requires K7931 Breaker Mount Bracket and K7941 Hose Kit.	820	\$11,877.00
K7931	BREAKER MOUNT BRACKET Required for all KXB560Q installations	99	\$797.00
K7941	BREAKER HOSE KIT Required for all KXB560Q installations	22	\$567.00
K7773	ACCUMULATOR CHARGE KIT Required for hydraulic breaker maintenance only, one kit for servicing all breakers	5	\$985.00
K7940	CANOPY WORK LIGHT KIT	20	\$135.00
K7927	TRAVEL ALARM KIT Emits an audible signal when traveling forward or reverse.	7	\$143.00
K7938	Steel Crawler Kit Converts tracks from rubber to steel	1298	\$5,150.00

K Series U55-4

ORDER CODE	DESCRIPTION	APPROX. SHIP WT.	SUGGESTED LIST PRICE
PART 4	ROPS / FOPS		
K7935	REPLACEMENT 4-POST ROPS / FOPS CANOPY	250	\$1,550.00
K7936	REPLACEMENT ROPS / FOPS CAB	390	\$6,600.00
	The K7936 cab is configured as a replacement for damaged factory mounted cabs. It does not include cabin electrical wiring, wiper motor, air conditioner, heater, or defroster. Refer to illustrated parts list to order these components.		
K9946	RETRACTABLE SEAT BELT OPTION (3") As required in some states for OSHA compliance.	4	\$124.00
K7942A	RADIO OPTION Compatible with cab models only. AM/FM radio with MP3 port and 7 channel Weather Band. The cab is radio ready.	6	\$248.00
V4218A	STROBE LIGHT KIT Cab pre-wired with switch. A new bracket must be created for the installation. See installation instructions.	3	\$176.00

ALLIED ATTACHMENT CONTACTS

DESCRIPTION	CONTACT:
Earth Auger Model 975, 1475, 1975	McMillen 503 Gay Street Delhi, IA 52223 Tel: (800) 922-2981, Fax (319) 922-2700 Website: www.paladinbrands.com
Vibratory Compactor Model 500B, 1000B	Allied Construction Products, LLC 3900 Kelly Avenue Cleveland, OH 44114 Tel: (404) 435-6947, Fax: (216) 431-2601 Website: http://www.AlliedCP.com
Flail Mower Model 30EX	Rockhound Attachments PO Box 220 Hughson, CA 95326 Tel: (800) 426-5615, Fax (360) 230-2322 Website: www.rockhound.com

Available from Parts

70000-73274 Block Heater Kit

This page intentionally left blank.

K Series KX057-4

KX057-4 Hydraulic Excavator

FEATURES

Eco Plus System
Auto Idler
Rubber Or Steel Track Models
4-Post ROPS/FOPS Canopy or Air Conditioned Cab
Suspension Seat
Kubota 3 Hydraulic Pump Load Sensing System
1 Gear, 2 Variable Displacement Pumps
All Controls Hydraulic Pilot Controls
Two Operating Pattern Selection System
Accumulator
Digital Control Panel
Attachment Flow Presets, Service Alerts
Standard Front Dozer Blade w/ Float
Optional Float Angle Blade w/ Bolt-on Cutting Edge
360 Degree Full Rotation
70 Degree Left, 55 Degree Right Boom Swing
19.8 gpm Adjustable Auxiliary Hydraulics Port 1
Auxiliary Hydraulics Diverter Valve
9.8 gpm Adjustable Auxiliary Hydraulics Port 2 Option
Thumb Bracket And Relief Valves
Five Second Quick Preheat System
Key Switch Stop System
Half Pitch Rubber Tracks
Self Bleed Fuel System
Auto-Downshift Two Speed Travel System
Swivel Negative Brake
Travel Negative Brake
Third Line

BASIC UNITS

KX057-4R1, Rubber Tracks, ROPS/FOPS Canopy, Dozer Blade, Dipper Arm, Counterweight
KX057-4R1P, Rubber Tracks, ROPS/FOPS Canopy, Dozer Blade, Dipper Arm, Counterweight, SP2
KX057-4R1A, Rubber Tracks, ROPS/FOPS Canopy, Angle Dozer Blade, Dipper Arm, Counterweight
KX057-4R1AP, Rubber Tracks, ROPS/FOPS Canopy, Angle Dozer Blade, Dipper Arm, Counterweight, SP2
KX057-4R3, Rubber Tracks, A/C ROPS/FOPS Cab, Dozer Blade, Dipper Arm, Counterweight
KX057-4R3P, Rubber Tracks, A/C ROPS/FOPS Cab, Dozer Blade, Dipper Arm, Counterweight, SP2
KX057-4R3A, Rubber Tracks, A/C ROPS/FOPS Cab, Angle Dozer Blade, Dipper Arm, Counterweight
KX057-4R3AP, Rubber Tracks, A/C ROPS/FOPS Cab, Angle Dozer Blade, Dipper Arm, Counterweight, SP2
KX057-4S3A, Steel Tracks (400mm), A/C ROPS/FOPS Cab, Angle Dozer Blade, Dipper Arm, Counterweight
KX057-4S3AP, Steel Tracks (400mm), A/C ROPS/FOPS Cab, Angle Dozer Blade, Dipper Arm, Counterweight, SP2

ENGINE

V2607 Kubota DI CRS Turbo Tier 4 Diesel Engine
4 Cylinder, 4 Cycle
47.1 Net HP @ 2200 rpm

OPERATIONAL DIMENSIONS

Max Digging Depth	12' 8.2"
Max Digging Radius @ Ground Level	20' 0.5"
Max Vertical Digging Depth	5' 7.3"
Max Dumping Height	13' 8.6"

STANDARD DOZER BLADE DIMENSIONS

Width	77.2"
Height	16.1"
Lift Above Ground	17.3"
Drop Below Ground	16.1"

PERFORMANCE

Digging Force @ Bucket (K7919)	11,177 lbs.
Digging Force @ Dipper Arm	5,644 lbs.
Travel Speed (Low)	1.8 mph
Travel Speed (High)	3.1 mph
Climbing Ability	36% / 20°
Lift Capacity	3,410 lbs.
<ul style="list-style-type: none"> Over Front Blade Grounded 4.0 Ft. Load Point Height 12.0 Ft. Load Radius 	

DIMENSIONS AND OPERATING WEIGHT

KX057-4R1, Rubber Tracks, Canopy, Dozer Blade, Dipper Arm, Counterweight	
Overall Length	18' 1.3"
Overall Width	6' 5.2"
Overall Height	8' 4.4"
Operating Weight*	12,200 lbs.
Ground Clearance	12' 0.2"
KX057-4R3AP, Rubber Tracks, A/C Cab, Angle Dozer Blade, Dipper Arm, Counterweight, SP2	
Overall Length	18' 1.3"
Overall Width	6' 5.2"
Overall Height	8' 4"
Operating Weight*	12,535 lbs.
Ground Clearance	12.0.2"

* Includes operator's weight, 175 lbs.

K Series KX057-4

HOW TO SELECT A KX057-4 EXCAVATOR (Sample Order Information Page)

Below are examples of a complete KX057-4 order. To submit your order, please select the Basic Unit Model that you desire from Part 1. Then select the attachments from Parts 2 and 3 needed to complete your order.

STEP 1)	Select from Part 1 the Basic Unit that fits your needs. For example, choose a KX057-4R1 and get: Base Model, rubber tracks, 4-post ROPS/FOPS canopy, dozer blade, dipper arm, counterweight, and one service port
STEP 2)	Select from Parts 2 and 3 the attachments necessary to make the unit a complete machine. Choose buckets and quick couplers, thumb or hydraulic breaker.

(SAMPLE ORDER)

ORDER CODE	DESCRIPTION	APPROX. SHIP WT.	SUGGESTED LIST PRICE
STANDARD UNIT KX057-4R1 COMPLETE ORDER AND PRICE			
BASIC UNIT:			
KX057-4R1	Excavator Basic Unit	11,637	\$71,200.00
With:	Rubber Tracks		
	4-Post ROPS/FOPS Canopy		
	Dozer Blade		
	Dipper arm		
	Counterweight		
	One Service Port		
ATTACHMENTS:			
K7915	Quick Coupler	100	\$851.00
K7919	24" 6.3 cu. ft. Trenching Bucket	295	\$1,219.00
			<u>\$73,270.00</u>
STANDARD UNIT KX057-4R3AP COMPLETE ORDER AND PRICE			
BASIC UNIT:			
KX057-4R3AP	Excavator Basic Unit	12,252	\$81,800.00
With:	Rubber Tracks		
	Air Conditioned ROPS/FOPS Cab		
	Angle Dozer Blade		
	Dipper arm		
	Counterweight		
	Two Service Ports		
ATTACHMENTS:			
K7915	Quick Coupler	100	\$851.00
K7937	Hydraulic Thumb	195	\$2,147.00
K7919	24" 6.3 cu. ft. Trenching Bucket	295	\$1,219.00
			<u>\$86,017.00</u>

K Series KX057-4

ORDER CODE	DESCRIPTION	APPROX. SHIP WT.	SUGGESTED LIST PRICE
PART 1	MODEL KX057-4 BASIC		
KX057-4R1	Excavator Basic Unit	12,200	\$71,200.00
With:	Rubber Tracks, 4-Post ROPS/FOPS Canopy, Dozer Blade, Dipper Arm, Counterweight		
KX057-4R1P	Excavator Basic Unit	12,200	\$72,800.00
With:	Rubber Tracks, 4-Post ROPS/FOPS Canopy, Dozer Blade, Dipper Arm, Counterweight, SP2		
KX057-4R1A	Excavator Basic Unit	12,620	\$74,000.00
With:	Rubber Tracks, 4-Post ROPS/FOPS Canopy, Angle Blade, Dipper Arm, Counterweight		
KX057-4R1AP	Excavator Basic Unit	12,620	\$75,600.00
With:	Rubber Tracks, 4-Post ROPS/FOPS Canopy, Angle Blade, Dipper Arm, Counterweight, SP2		
KX057-4R3	Excavator Basic Unit	12,400	\$77,400.00
With:	Rubber Tracks, A/C ROPS/FOPS Cab, Dozer Blade, Dipper Arm, Counterweight		
KX057-4R3P	Excavator Basic Unit	12,400	\$79,000.00
With:	Rubber Tracks, A/C ROPS/FOPS Cab, Dozer Blade, Dipper Arm, Counterweight, SP2		
KX057-4R3A	Excavator Basic Unit	12,620	\$80,200.00
With:	Rubber Tracks, A/C ROPS/FOPS Cab, Angle Blade, Dipper Arm, Counterweight		
KX057-4R3AP	Excavator Basic Unit	12,620	\$81,800.00
With:	Rubber Tracks, A/C ROPS/FOPS Cab, Angle Blade, Dipper Arm, Counterweight, SP2		
KX057-4S3A	Excavator Basic Unit	12,755	\$81,700.00
With:	Steel Tracks, A/C ROPS/FOPS Cab, Angle Blade, Dipper Arm, Counterweight		
KX057-4S3AP	Excavator Basic Unit	12,755	\$83,300.00
With:	Steel Tracks, A/C ROPS/FOPS Cab, Angle Blade, Dipper Arm, Counterweight, SP2		

K Series KX057-4

ORDER CODE	DESCRIPTION	APPROX. SHIP WT.	SUGGESTED LIST PRICE
PART 2	QUICK ATTACH BUCKETS		
K7915	Quick Coupler Includes two mounting pins, 1 locking pin and hardware.	100	\$851.00
K7916	Bucket Hangers Set of two ear blanks. Converts buckets to quick coupler style. Modification to match bucket contour required.	82	\$294.00
K7917	12 inch 3.00 cu. ft. Trenching Bucket	249	\$1,138.00
K7918	18 inch 4.50 cu. ft. Trenching Bucket The K7918 bucket has four teeth. The K7937 thumb tines contact the end of the teeth and do not mesh between the teeth.	275	\$1,155.00
K7919	24 inch 6.30 cu. ft. Trenching Bucket	295	\$1,219.00
K7920	30 inch 8.00 cu. ft. Trenching Bucket	338	\$1,486.00
K7921	36 inch 8.00 cu. ft. Trenching Bucket	368	\$1,658.00
K7926	36 inch 3.48 cu. ft. Cemetery Bucket	265	\$1,200.00
K7922	36 inch 6.64 cu. ft. Drainage Bucket Pre-drilled for bolt on cutting edge	230	\$1,138.00
K7474	Bolt On Cutting Edge for K7922 36" Drainage Bucket	41	\$150.00
K7924	48 inch 8.50 cu. ft. Drainage Bucket Pre-drilled for bolt on cutting edge	270	\$1,627.00
K7878	Bolt On Cutting Edge for K7924 48" Drainage Bucket	51	\$200.00
PART 3	ATTACHMENTS		
K7937	HYDRAULIC THUMB KIT K7915 Quick Coupler required.	195	\$2,147.00
K7932	FROST RIPPER	325	\$1,090.00
KXB560Q	HYDRAULIC BREAKER Includes manual, onemoil point and one chisel point. Requires K7931 Breaker Mount Bracket and K7941 Hose Kit.	820	\$11,877.00
K7931	BREAKER MOUNT BRACKET Required for all KXB560Q installations	99	\$797.00
K7941	BREAKER HOSE KIT Required for all KXB560Q installations	22	\$567.00
K7773	ACCUMULATOR CHARGE KIT Required for hydraulic breaker maintenance only, one kit for servicing all breakers	5	\$985.00
K7940	CANOPY WORK LIGHT KIT	20	\$135.00
K7927	TRAVEL ALARM KIT Emits an audible signal when traveling forward or reverse.	7	\$143.00

K Series KX057-4

ORDER CODE	DESCRIPTION	APPROX. SHIP WT.	SUGGESTED LIST PRICE
PART 3	ATTACHMENTS (Cont.)		
K7938	Steel Crawler Kit Converts tracks from rubber to steel	1298	\$5,150.00
PART 4	ROPS / FOPS		
K7933	REPLACEMENT 4-POST ROPS / FOPS CANOPY	250	\$1,550.00
K7934	REPLACEMENT ROPS / FOPS CAB	390	\$6,600.00
	The K7934 cab is configured as a replacement for damaged factory mounted cabs. It does not include cabin electrical wiring, wiper motor, air conditioner, heater, or defroster. Refer to illustrated parts list to order these components.		
K9946	RETRACTABLE SEAT BELT OPTION (3") As required in some states for OSHA compliance.	4	\$124.00
K7942A	RADIO OPTION Compatible with cab models only. AM/FM radio with MP3 port and 7 channel Weather Band. The cab is radio ready.	6	\$248.00
V4218A	STROBE LIGHT KIT Cab pre-wired with switch. A new bracket must be created for the installation. See installation instructions.	3	\$176.00

ALLIED ATTACHMENT CONTACTS

DESCRIPTION	CONTACT:
Earth Auger Model 975, 1475, 1975	McMillen 503 Gay Street Delhi, IA 52223 Tel: (800) 922-2981, Fax (319) 922-2700 Website: www.paladinbrands.com
Vibratory Compactor Model 500B, 1000B	Allied Construction Products, LLC 3900 Kelly Avenue Cleveland, OH 44114 Tel: (404) 435-6947, Fax: (216) 431-2601 Website: http://www.AlliedCP.com
Flail Mower Model 30EX	Rockhound Attachments PO Box 220 Hughson, CA 95326 Tel: (800) 426-5615, Fax (360) 230-2322 Website: www.rockhound.com

Available from Parts

70000-73274 Block Heater Kit

This page intentionally left blank.

K Series KX080-4

KX080-4 Excavator Tight Tail Swing Utility Class Excavator

FEATURES

Eco Plus System
Auto Idler
Rubber Or Steel Track Models
Air Conditioned ROPS/FOPS Cab
Cloth Suspension Seat
Kubota 3 Hydraulic Pump Load Sensing System
1 Gear, 2 Variable Displacement Pumps
All Controls Hydraulic Pilot Controls
Two Operating Pattern Selection System
Accumulator
Standard Front Dozer Blade w/ Float
Optional Float Angle Blade w/ Bolt-on Cutting Edge
360 Degree Full Rotation
70 Degree Left, 60 Degree Right Boom Swing
17.6 gpm Adjustable Auxiliary Hydraulics Port 1
26.4 gpm Adjustable Auxiliary Hydraulics Port 2
Thumb Bracket and Relief Valves
Five Second Quick Preheat System
Key Switch Stop System
Half Pitch Rubber Tracks
Self Bleed Fuel System
Auto-Downshift Two Speed Travel System
Swivel Negative Brake
Travel Negative Brake
Third Line

BASIC UNITS

KX080-4R3, Rubber Tracks, Air Conditioned
ROPS/FOPS Cab, Dozer Blade
KX080-4R3A, Rubber Tracks, Air Conditioned
ROPS/FOPS Cab, Angle Dozer Blade
KX080-4S3, Steel Tracks, Air Conditioned
ROPS/FOPS Cab, Dozer Blade
KX080-4S3A, Steel Tracks, Air Conditioned
ROPS/FOPS Cab, Angle Dozer Blade
KX080-4W3, 24" Wide Steel Tracks, Air Conditioned
ROPS/FOPS Cab, Wide Dozer Blade

ENGINE

V3307 Kubota DI CRS Turbo Tier 4 Diesel Engine
4 Cylinder, 4 Cycle
67.3 Net HP @ 2000 rpm

OPERATIONAL DIMENSIONS

Max Digging Depth	15' 1"
Max Digging Radius @ Ground Level	23' 6.3"
Max Vertical Digging Depth	12' 7.6"
Max Dumping Height	17' 2.7"

DOZER BLADE DIMENSIONS

Width	86.6"
Height	19.7"
Lift Above Ground	19.7"
Drop Below Ground	19.7"

PERFORMANCE

Digging Force @ Bucket (K7432A)	14,660 lbs.
Digging Force @ Dipper Arm	8,554 lbs.
Travel Speed (Low)	1.7 mph
Travel Speed (High)	3.1 mph
Climbing Ability	36% / 20°
Lift Capacity	6,500 lbs.
<ul style="list-style-type: none"> Over Front Blade Grounded 4.0 Ft. Load Point Height 12.0 Ft. Load Radius 	

DIMENSIONS AND OPERATING WEIGHT

KX080-4R3, Rubber Tracks, Air Conditioned ROPS/FOPS Cab, Dozer Blade	
Overall Length	21' 1.9"
Overall Width	7' 2.6"
Overall Height	8' 4"
Operating Weight*	18,254 lbs.
Ground Clearance	15.4"
KX080-4S3, Steel Tracks, Air Conditioned ROPS/FOPS Cab, Dozer Blade	
Overall Length	21' 1.9"
Overall Width	7' 2.6"
Overall Height	8' 4"
Operating Weight*	18,364 lbs.
Ground Clearance	15.4"

* Includes operator's weight, 175 lbs.

K Series KX080-4

HOW TO SELECT A KX080-4 EXCAVATOR

(Sample Order Information Page)

Below are examples of a complete KX080-4 order. To submit your order, please select the Basic Unit Model that you desire from Part 1. Then select the attachments from Parts 2 and 3 needed to complete your order.

STEP 1)	Select from Part 1 the Basic Unit that fits your needs. For example, choose a KX080-4R3A and get: Base model, rubber tracks, air conditioned ROPS/FOPS cab, angle dozer blade, dipper arm, and counterweight.
STEP 2)	Select from Parts 2 and 3 the attachments necessary to make the unit a complete machine. Choose buckets and quick couplers, thumb or hydraulic breaker.

(SAMPLE ORDER)

ORDER CODE	DESCRIPTION	APPROX. SHIP WT.	SUGGESTED LIST PRICE
STANDARD UNIT KX080-4R3A COMPLETE ORDER AND PRICE			
BASIC UNIT:			
KX080-4R3A	Excavator Basic Unit	19,026	\$112,300.00
With:	Rubber Tracks Air Conditioned ROPS/FOPS Cab Angle Dozer Blade Dipper arm Counterweight		
ATTACHMENTS:			
K7414A	36" 12.1 cu. ft. Pin-on TRENCHING BUCKET	539	\$2,660.00
			<u>\$114,960.00</u>
STANDARD UNIT KX080-4S3 COMPLETE ORDER AND PRICE			
BASIC UNIT:			
KX080-4S3	Excavator Basic Unit	18,364	\$107,000.00
With:	Steel Tracks (450 mm, 17.7") Air Conditioned ROPS/FOPS Cab Dozer Blade Dipper arm Counterweight		
ATTACHMENTS:			
K7402	QUICK COUPLER	140	\$1,560.00
K7434A	36" 12.1 cu. ft. TRENCHING BUCKET	527	\$2,610.00
K7405	HYDRAULIC THUMB	370	\$4,083.00
			<u>\$115,253.00</u>

K Series KX080-4

ORDER CODE	DESCRIPTION	APPROX. SHIP WT.	SUGGESTED LIST PRICE
PART 1	MODEL KX080-3T3 BASIC UNITS		
KX080-4R3	EXCAVATOR BASIC UNIT	18,254	\$107,000.00
With:	Rubber Tracks, Air Conditioned ROPS/FOPS Cab, Dozer Blade, Dipper Arm, Counterweight		
KX080-4R3A	EXCAVATOR BASIC UNIT	19,026	\$112,300.00
With:	Rubber Tracks, Air Conditioned ROPS/FOPS Cab, Angle Dozer Blade, Dipper Arm, Counterweight		
KX080-4S3	EXCAVATOR BASIC UNIT	19,364	\$107,000.00
With:	Steel Tracks (450 mm, 17.7"), Air Conditioned ROPS/FOPS Cab, Dozer Blade, Dipper Arm, Counterweight		
KX080-4S3A	EXCAVATOR BASIC UNIT	19,136	\$112,300.00
With:	Steel Tracks (450 mm, 17.7"), Air Conditioned ROPS/FOPS Cab, Angle Dozer Blade, Dipper Arm, Counterweight		
KX080-4W3	EXCAVATOR BASIC UNIT	19,136	\$110,700.00
With:	Wide Steel Tracks (600 mm, 24"), Air Conditioned ROPS/FOPS Cab, 92.5" Wide Dozer Blade, Dipper Arm, Counterweight		
PART 2	BUCKETS		
	PIN-ON BUCKETS (Order Attaching Pins from Parts)		
K7411A	18 inch 6.5 cu. ft. TRENCHING BUCKET	405	\$1,827.00
K7412A	24 inch 9.4 cu. ft. TRENCHING BUCKET	460	\$2,150.00
K7413A	30 inch 10.8 cu. ft. TRENCHING BUCKET	505	\$2,387.00
K7414A	36 inch 12.1 cu. ft. TRENCHING BUCKET	539	\$2,660.00
K7436	48 inch 10.8 cu. ft. GRADING BUCKET	565	\$2,474.00
K7437	54 inch 12.2 cu. ft. GRADING BUCKET	615	\$2,586.00
K7438	60 inch 13.5 cu. ft. GRADING BUCKET	665	\$2,656.00
	QUICK ATTACH BUCKETS		
K7402	QUICK COUPLER Includes two mounting pins, 1 locking pin, and hardware.	140	\$1,560.00
K7407	BUCKET HANGERS Set of two ear blanks. Converts buckets to quick coupler style. Modification to match bucket contour required.	139	\$429.00

K Series KX080-4

ORDER CODE	DESCRIPTION	APPROX. SHIP WT.	SUGGESTED LIST PRICE
PART 2	QUICK ATTACH		
K7431A	18 inch 6.5 cu. ft. TRENCHING BUCKET	393	\$1,804.00
K7432A	24 inch 9.4 cu. ft. TRENCHING BUCKET	448	\$2,148.00
K7433A	30 inch 10.8 cu. ft. TRENCHING BUCKET	493	\$2,336.00
K7434A	36 inch 12.1 cu. ft. TRENCHING BUCKET	527	\$2,610.00
K7441	48 inch 10.8 cu. ft. GRADING BUCKET	553	\$2,418.00
K7442	54 inch 12.2 cu. ft. GRADING BUCKET K9857 Additional Weight Kit required with K7405 Thumb applications	603	\$2,530.00
K7444	54 inch 9.6 cu. ft. TILT GRADING BUCKET Includes hoses and fittings. Tilts 45° each direction K9857 Additional Weight Kit required with K7405 Thumb applications	850	\$7,456.00
K7443	60 inch 13.5 cu. ft. GRADING BUCKET K9857 Additional Weight Kit required with K7405 Thumb applications	652	\$2,626.00
K7448	60 inch GRADING BLADE	500	\$2,227.00
K7451	BOLT-ON CUTTING EDGE For K7436 and K7441 48" grading buckets	79	\$162.00
K7452	BOLT-ON CUTTING EDGE For K7437, K7442, and K7444 54" grading buckets	89	\$185.00
K7453	BOLT-ON CUTTING EDGE For K7438, and K7443 60" grading buckets	109	\$202.00
PART 3	ATTACHMENTS		
K7405	HYDRAULIC THUMB KIT K7402 quick coupler required	370	\$4,083.00
KXB600F	HYDRAULIC BREAKER, 750 ft. lbs. rated Includes manual, onemoil point and one chisel point. Requires a K7477A hose kit, and a K7475 or K7476 mount bracket	875	\$13,500.00
KXB860Q	HYDRAULIC BREAKER, 1,200 ft. lbs. rated Includes manual, onemoil point and one chisel point. Requires a K7477A hose kit, and a K7993 mount bracket	1,110	\$15,000.00
K7477A	HYDRAULIC BREAKER HOSE KIT Required for KXB510Q installations	16	\$787.00
K7993	BREAKER MOUNT BRACKET Required for KXB510Q Quick Attach configuration	95	\$1,338.00
K7475	HYDRAULIC BREAKER BRACKET Required for KXB600F Pin-On configuration	175	\$1,372.00
K7476	HYDRAULIC BREAKER BRACKET Required for KXB600F Quick Attach configuration	160	\$1,338.00

K Series KX080-4

ORDER CODE	DESCRIPTION	APPROX. SHIP WT.	SUGGESTED LIST PRICE
PART 3	ATTACHMENTS (Cont.)		
K7477A	HYDRAULIC BREAKER HOSE KIT Required for all KXB600F and KXB800F installations	7	\$787.00
K7773	ACCUMULATOR CHARGE KIT Required for hydraulic breaker maintenance only, one kit for servicing all breakers.	5	\$985.00
K4080	FLAIL BRUSH SHREDDER Quick coupler mount, integrated thumb saddle, hoses, hydraulic quick couplers, safety chain debris deflector guards, manual	1400	\$17,372.00
K4081	REPLACEMENT BLADE KIT FOR K4080 SHREDDER	380	\$610.00
K7462	EXCAVATING RAKE, 36", Pin-on	533	\$3,880.00
K7463	EXCAVATING RAKE, 36", Quick Attach	555	\$3,719.00
K7464	EXCAVATING RAKE, 48", Pin-on	720	\$4,252.00
K7465	EXCAVATING RAKE, 48", Quick Attach	707	\$3,872.00
K7467	FROST RIPPER, 24", Pin-On	315	\$1,400.00
K7466	FROST RIPPER, 24", Quick Attach	295	\$1,346.00
K7468	SOLID TINE GRAPPLE, 36", Pin-on	1015	\$6,250.00
K7471	COMPACTION WHEEL, 18", Pin-On	980	\$5,670.00
K7472	COMPACTION WHEEL, 18", Quick Attach	960	\$5,670.00
TBA	STEEL CRAWLER KIT (450 mm, 17.7") Convert tracks from rubber to steel	TBA	TBA
TBA	STEEL CRAWLER KIT (600 mm, 23.6") Convert tracks from rubber to steel. The TBA weld-on dozer blade extensions are recommended for the TBA. Not authorized for angle blade models	TBA	TBA
K7487	DOZER BLADE EXTENSION KIT Kit consists of left / right blade extensions, two tie down labels, and an Installation Manual. The extensions are welded to the dozer blade to match the width of the TBA Steel Track Conversion Kit.	48	\$450.00
TBA	PRECLEANER KIT	TBA	TBA
K7499	TRAVEL ALARM KIT Emits an audible signal when traveling forward or reverse.	7	\$282.00
TBA	Additional Weight Kit Bolts on to the existing counter weight. Increases minimum tail turning radius from 4' 9.5" to 4' 11"	TBA	TBA

K Series KX080-4

ORDER CODE	DESCRIPTION	APPROX. SHIP WT.	SUGGESTED LIST PRICE
PART 4	ROPS / FOPS		
TBA	REPLACEMENT ROPS / FOPS CAB The TBA cab is configured as a replacement for damaged factory mounted cabs. It does not include cabin electrical wiring, wiper motor, air conditioner, heater, or defroster. Refer to illustrated parts list to order these components.	TBA	TBA
V4218A	STROBE LIGHT KIT Cab pre-wired with switch. A new bracket must be created for the installation. See installation instructions.	3	\$176.00
K7804	ARM REST KIT For excavators serial number 10000 and below. Standard equipment on excavators serial number 10001 and above.	6	\$489.00
K9943A	RETRACTABLE SEAT BELT OPTION (3") As required in some states for OSHA compliance.	3	\$78.00
E9299A	RADIO OPTION, AM/FM Radio with MP3 Port and 7-Channel Weather Band. The cab is radio ready.	4	\$310.00

ALLIED ATTACHMENT CONTACTS

DESCRIPTION	CONTACT:	
Earth Auger Model 1975	McMillen 503 Gay Street Delhi, IA 52223 (800) 922-2981 Fax (319) 922-2700	
Vibratory Compactor Model 1000B	Allied Construction Products, LLC 3900 Kelly Avenue Cleveland, OH 44114 Tel: (404) 435-6947, Fax: (216) 431-2601 Website: http://www.AlliedCP.com	
Rotary Grapple Model PC025B Not authorized for use with hydraulic thumbs	Eastern & Central USA Tel: (503) 444-2103 Fax: (603) 444-0327 sales@rotobecusa.com www.rotobec.com	Western USA Tel: (250) 765-1161 Fax: (250) 765-0035 rotobecwestsales@shaw.ca www.rotobec.com

Available from Parts
70000-73274 Block Heater Kit

K Series Replacement Engines

ORDER CODE	DESCRIPTION	APPROX. SHIP WT.	SUGGESTED LIST PRICE
D722E3BH	Replacement engine for K008 Tier 4	220	\$3,150.00
D722E3BH3	Replacement engine for K008-3 Tier 4	220	\$3,150.00
D1105E2BH1	Replacement engine for KX41-2/SV Tier 2	200	\$3,867.00
D1105E3BH7	Replacement engine for KX41-2 Tier 4	200	\$3,983.00
D902EBH	Replacement engine for KX41-3	200	\$2,570.00
D902E2BH1	Replacement engine for KX41-3 Tier 2	200	\$3,449.00
D902E3BH	Replacement engine for KX41-3 Tier 4	200	\$3,553.00
TBA	Replacement engine for KX018-4 Tier 4	TBA	TBA
D782E2U15	Replacement engine for U15 Tier 2	200	\$3,615.00
D782E3BH4	Replacement engine for U15 Tier 4	200	\$3,431.00
D902E3BH2	Replacement engine for U17 Tier 4	200	\$3,553.00
D1105E2BH6	Replacement engine for KX61-2/S Tier 2	200	\$3,971.00
D1105E3U25	Replacement engine for U25-3S Tier 4	240	\$3,983.00
V1505E2BH3	Replacement engine for KX71-3 Tier 2	300	\$4,255.00
V1505E3BH	Replacement engine for KX71-3S Interim Tier 4	300	\$4,472.00
TBA	Replacement engine for KX71-3S4 Tier 4	TBA	TBA
V1505E2BH7	Replacement engine for KX91-2/S Tier 2	300	\$4,494.00
D1503M2BH2	Replacement engine for KX91-3/U35 Tier 2	441	\$4,598.00
D1703E3BH2	Replacement engine for KX91-3S2	441	\$5,164.00
D1703E3BH1	Replacement engine for U35S2 Interim Tier 4	431	\$5,200.00
TBA	Replacement engine for U35-4 canopy models Tier 4	TBA	TBA
TBA	Replacement engine for U35-4 cab models Tier 4	TBA	TBA
V2203E2BH4	Replacement engine for KX121-2/S Tier 2	300	\$4,807.00
V2203M2BH2	Replacement engine for KX121-3S Tier 2	300	\$5,225.00
V2203M2B3N	Replacement engine for KX121-3S with AC Tier 2	300	\$5,003.00
V2203E3BH2	Replacement engine for KX121-3S AC Interim Tier 4	440	\$5,200.00
TBA	Replacement engine for KX040-4 canopy models Tier 4	TBA	TBA
TBA	Replacement engine for KX040-4 cab models Tier 4	TBA	TBA
V2203E3BH3	Replacement engine for U45-3S AC Interim Tier 4	440	\$5,200.00
V2203E3BH1	Replacement engine for U45S-3S Canopy Interim Tier 4	440	\$5,200.00
V2203M2BH2	Replacement engine for KX161-3 Tier 2	512	\$5,225.00
V2403E3BH1	Replacement engine for KX161-3S Canopy Interim Tier 4	440	\$5,408.00
V2403E3BH2	Replacement engine for KX161-3S AC Interim Tier 4	440	\$5,408.00
V2607DIE3B	Replacement engine for KX057-4 & U55 canopy models Interim Tier 4	610	\$6,700.00

K Series Replacement Engines

ORDER CODE	DESCRIPTION	APPROX. SHIP WT.	SUGGESTED LIST PRICE
V2607DIE3H	Replacement engine for KX057-4 & U55 cab models Interim Tier 4	610	\$6,700.00
TBA	Replacement engine for KX057-4 & U55-4 canopy models Tier 4	TBA	TBA
TBA	Replacement engine for KX057-4 & U55-4 cab models Tier 4	TBA	TBA
V38DIE2BH	Replacement engine for KX080-3 Tier 2	613	\$7,505.00
V3307DT3BH	Replacement engine for KX080-3 Tier 3	610	\$8,500.00
TBA	Replacement engine for KX080-4 Tier 4	TBA	TBA

This page intentionally left blank.

WHEEL LOADERS

WHOLEGOODS PRICE LIST **EFFECTIVE MARCH 1, 2013**

Please replace all pages of this section of the current price book. These pages are a complete revision of this section. All prices are effective as of March 1, 2013

WHEEL LOADERS

This page intentionally left blank.

WHEEL LOADERS

PAGE NUMBER	ORDER CODE		BUCKET CAPACITY		SUGGESTED LIST PRICE
12-5	R420S1T3		0.5 yd ³		\$44,790.00
12-11	R520S1T3		0.75 yd ³		\$52,610.00
12-17	Wheel Loader replacement engines				
12-19	Prior Models				

WHEEL LOADERS

This page intentionally left blank.

R420ST3

R420ST3 Articulated Wheel Loader

ENGINE

D1503 Interim Tier 4 Kubota Diesel Engine
3 Cylinder, 4 Cycle
39.0 Net HP @ 2600 rpm

FEATURES:

Turbocharged
5 Second Pre Heat System
Auto Air Bleed Fuel System
E-TVCS - Low Emissions Design

FEATURES

One Speed Transmission
Push Button Travel Speed Limiter Switch in Loader Lever
"LST"- Load Sensing Transmission
Articulated Steering, Frame Oscillation
Quick Attaching System Front and Rear, Standard
Weight Adjustable Suspension Seat, Standard
Limited Slip Differential (Front), Standard

SAMPLE R420ST3 AS LOADER

EQUIPPED WITH:

K9716 Hydraulic Quick Coupler
K9163A General Purpose Bucket 0.5 cu yd
K9931 - 1,500 lbs Counter Weight

DIMENSIONS:

Operating Weight	7,450 lbs
Overall Length (w/Bucket & Weight)	165.8"
Overall Height (W/ 2 - Post ROPS/FOPS)	98.8"
Overall Width (w/o Bucket)	59.8"

BASIC UNITS

R420ST3 with:
K9940 2-Post ROPS/FOPS
Limited Slip Differential
without:
Quick Coupler
Buckets
Rear Counter Weight

SAMPLE R420ST3 AS LOADER & BACKHOE

EQUIPPED WITH:

K9915 Mechanical Quick Coupler
K9163A General Purpose Bucket 0.5 cu yd
RBK4009S 9' Maximum Digging Depth Backhoe
K7861A 18 inch Backhoe Bucket

DIMENSIONS:

Operating Weight	7,415 lbs
Overall Length (w/Bucket & Backhoe)	187.8"
Overall Height (w/o Bucket)	98.8"
Overall Width (W/ 2 - Post ROPS/FOPS)	59.8"

OPERATIONAL DIMENSIONS

Bucket Capacity (SAE J742)	0.5 cu yd
Tipping Load Straight w/Bucket and 1,500 lbs Counter Weight (SAE Rating)	4,585 lbs
Tipping Load Straight w/Pallet Forks and 1,500 lbs Counter Weight (SAE Rating)	3,300 lbs
Hinge Pin Height	9' 2.7"
Dump Height at Fully Raised Position	7' 4.4"
Maximum Dump Angle	43°
Reach Fully Raised at Maximum Dump Angle	30.8"
Loader Bucket Breakout Force	6,550 lbs
Steering Angle (each way)	40°
Frame Oscillation Angle (Total)	8°
Standard Tire Size (Bridgestone)	12.5/70-16 8 ply
Draw Bar Pull	5,500 lbs
Auxiliary Hydraulic Flow	11.1 GPM

R420ST3

HOW TO SELECT A R420ST3 WHEEL LOADER

(Sample Order Information Page)

Below are samples of a complete R420ST3 Wheel Loader order. To submit your order, please select the Basic Unit Model you desire from Part 1 and the optional attachments needed to complete your order from parts 2 thru 7.

- STEP 1) Select from Part 1 the Basic Unit that fits your needs.
For Example, Choose An R420S1T3 And Get: Base Model, 2-Post ROPS/FOPS Canopy, and Limited Slip Differential.
- STEP 2) Select from Part 2 thru 7 the optional attachments necessary to make the unit a complete machine. Add the Quick Coupler and Counterweight; choose a Loader Bucket, Pallet Forks or Backhoe and Buckets.

SPECIAL NOTE: Quick Coupler must be ordered to connect all R420ST3 attachments.

(SAMPLE ORDERS)

ORDER CODE	DESCRIPTION	APPROX. WEIGHT	SUGGESTED LIST PRICE
SAMPLE UNIT R420S1T3, COMPLETE ORDER AND PRICE			
BASIC UNIT:			
R420S1T3	WHEEL LOADER WITH: • 2-Post ROPS/FOPS Canopy • Limited Slip Differential	7275	\$44,790.00
ATTACHMENTS:			
K9716	• Hydraulic Quick Coupler	255	\$2,305.00
K9163A	• General Purpose Bucket	415	\$1,617.00
K9931	• 1,500 lbs. Counter Weight	1500	\$1,824.00
			<u>\$50,536.00</u>
SAMPLE UNIT R420S1T3 WITH BACKHOE, COMPLETE ORDER AND PRICE			
BASIC UNIT:			
R420S1T3	WHEEL LOADER WITH: • 2-Post ROPS/FOPS Canopy • Limited Slip Differential	7275	\$44,790.00
ATTACHMENTS:			
K9715	• Mechanical Quick Coupler	245	\$1,842.00
K9163A	• General Purpose Bucket	415	\$1,617.00
RBK4009S	• 9 ft. Digging Depth Backhoe (Side Shift Type)	1605	\$17,000.00
K7861A	• 18" Backhoe Bucket.	159	\$1,095.00
			<u>\$66,344.00</u>

R420ST3

ORDER CODE	DESCRIPTION	APPROX. WEIGHT	SUGGESTED LIST PRICE
PART 1	MODEL R420ST3 BASIC UNIT		
R420S1T3	WHEEL LOADER BASIC UNIT With: • 2-Post ROPS/FOPS Canopy • Limited Slip Differential	7275	\$44,790.00
R420S2T3	WHEEL LOADER BASIC UNIT With: • ROPS/FOPS Cab • Limited Slip Differential	7825	\$49,970.00
PART 2	QUICK COUPLER		
	SPECIAL NOTES: A quick coupler must be ordered to connect all R420ST3 attachments. The mounting pins and retaining plates included with the wheel loader are required to install the quick couplers.		
K9715	MECHANICAL QUICK COUPLER Skid Steer Loader Style.	245	\$1,842.00
K9716	HYDRAULIC QUICK COUPLER Skid Steer Loader Style. Includes hydraulic fittings and hoses.	255	\$2,305.00
PART 3	COUNTER WEIGHT		
K9931	1,500 lbs. COUNTER WEIGHT Quick Attach With: 70090-33605 Counter Weight Retaining Pins, 2 pcs. 70090-33607 Eye Bolt 70090-33606 Hitch Pin	1500	\$1,824.00
PART 4	LOADER BUCKETS		
K9163A	GENERAL PURPOSE BUCKET 62.0 inch 0.50 cu. yd. Quick Attach	415	\$1,617.00
K9723	BOLT-ON CUTTING EDGE 62" for K9163A	75	\$241.00
K9164	LIGHT MATERIAL BUCKET 68.0 inch 0.75 cu. yd. Quick Attach	541	\$1,898.00
S6625	SCRAP GRAPPLE BUCKET 72.0 inch Quick Attach Requires a K7820 Hose Kit	955	\$4,052.00
K7820	HOSE KIT for S6625 Required for S6625 Installation	16	\$325.00
S6632	BOLT-ON CUTTING EDGE 72.0 inch for S6625	120	\$293.00
PART 5	PALLET FORKS		
K9722	48" Pallet Forks Complete with frame. Includes pallet fork rollback stop extensions	500	\$1,472.00

R420ST3

ORDER CODE	DESCRIPTION	FACTORY NUMBER	APPROX. WEIGHT	SUGGESTED LIST PRICE
PART 6	Attachments			
E9299	① AM/FM Radio with MP3 Port and 7-Channel Weather Band. Requires E9376 Mount Kit.		4	\$310.00
E9276B	① AM/FM Radio CD/MP3 Player with 7-Channel Weather Band. Requires E9376 Mount Kit.		4	\$440.00
E9376	RADIO MOUNT KIT Includes mount kit and antenna.		5	\$135.00
PART 7	BACKHOE			
RBK4009S	R420ST3 BACKHOE (SIDE SHIFT TYPE) Without Bucket. Quick Attach. Seat Turntable Kit And Remote Throttle Included. Compatible With 2-Post Canopy Or Cab. Cab Installation Requires K4009 Kit. 9' 3" Maximum Digging Depth And 4,100 Lbs. Bucket Breakout Force. 2755 lbs Dipper Stick Breakout Force, 986 lbs Boom Cylinder Lift Capacity, 1,015 lbs Dipper Stick Lift Capacity, 180° Swing Angle.		1605	\$17,000.00
K4009	Backhoe Cab Conversion Kit		200	\$1,270.00
	BACKHOE BUCKETS FOR RBK4009S			
K7710A	12 inch 1.34 cu. ft. BUCKET		130	\$918.00
K7711A	16 inch 1.98 cu. ft. BUCKET		153	\$985.00
K7861A	18 inch 2.30 cu. ft. 3 HOLE, H.D. BUCKET		159	\$1,095.00
K7713A	24 inch 3.29 cu. ft. BUCKET		192	\$1,110.00
	BUCKET PARTS INFORMATION FOR K7710A, K7711A, K7712A & K7713A			
	PART NO. DESCRIPTION			
	70090-32082 Adaptor (230 x 156) (Standard)			
	70090-32083 Tooth (X156) (Standard)			
	70090-32084 Tooth Pin (P156) (Standard)			
PART 8	TIRES			
K9793L	STANDARD TIRE — Left		100	\$776.00
K9793R	STANDARD TIRE — Right Bridgestone, 12.5/70-16 8-ply with Rim. In base price of all R420ST3 Models.		100	\$776.00

① Radios have a 2-year warranty.

R420ST3

ORDER CODE	DESCRIPTION	APPROX. WEIGHT	SUGGESTED LIST PRICE
PART 9	ROPS / FOPS		
K9940	Replacement 2-POST ROPS/FOPS Canopy For both Loader and Backhoe.	242	\$1,023.00
K9945	Replacement ROPS / FOPS Cab For both Loader and Backhoe. With Heater. Filtered and Pressurized.	704	\$5,824.00

PART 10 **OPTIONAL PARTS**

PART NO.	DESCRIPTION
R2411-91660	Air filter pre-cleaner kit for operation in extremely dusty conditions
R2401-92500	Loader bucket auto-leveler kit
70000-92500	Block heater

This page intentionally left blank.

R520ST3

R520ST3 Articulated Wheel Loader

ENGINE

V2203 Kubota Interim Tier 4 Diesel Engine
4 Cylinder, 4 Cycle
43.8 Net HP @ 2600 rpm

FEATURES:

5 Second Pre Heat System
Auto Air Bleed Fuel System
E-TVCS - Low Emissions Design

FEATURES

One Speed Transmission
Push Button Travel Speed Limiter Switch in Loader Lever
"LST"- Load Sensing Transmission.
Articulated Steering, Frame Oscillation.
Quick Attaching System Front and Rear, Standard
Weight Adjustable Suspension Seat, Standard
Limited Slip Differential (Front), Standard

SAMPLE R520ST3 AS LOADER

EQUIPPED WITH:

K9726 Hydraulic Quick Coupler
K9263A General Purpose Bucket 0.75 cu. yd.
K9932 - 2,020 lbs Counter Weight

DIMENSIONS:

Operating Weight	8,980 lbs
Overall Length (w/Bucket & Weight)	184.5"
Overall Height (W/ 2 - Post ROPS/FOPS)	101.6"
Overall Width (w/o Bucket)	69.3"

BASIC UNITS

R520ST3 with:
K9940 2-Post ROPS/FOPS
Limited Slip Differential
without:
Quick Coupler
Buckets
Rear Counter Weight

SAMPLE R520ST3 AS LOADER & BACKHOE

EQUIPPED WITH:

K9725 Mechanical Quick Coupler
K9263A General Purpose Bucket 0.75 cu yd
RBK5009S 9' Maximum Digging Depth Backhoe
K7861A 18 inch Backhoe Bucket

DIMENSIONS:

Operating Weight	8,450 lbs
Overall Length (w/Bucket & Backhoe)	206.5"
Overall Height (w/o Bucket)	101.6"
Overall Width (W/ 2 - Post ROPS/FOPS)	69.3"

OPERATIONAL DIMENSIONS

Bucket Capacity (SAE J742)	0.75 cu yd
Tipping Load Straight w/Bucket and 2,020 lbs Counter Weight (SAE Rating)	5,190 lbs
Tipping Load Straight w/Pallet Forks and 2,020 lbs Counter Weight (SAE Rating)	3,870 lbs
Hinge Pin Height	10' 10"
Dump Height at Fully Raised Position	8' 9.2"
Maximum Dump Angle	41°
Reach Fully Raised at Maximum Dump Angle	33.9"
Loader Bucket Breakout Force	7,425 lbs
Steering Angle (each way)	40°
Frame Oscillation Angle (Total)	8°
Standard Tire Size (Bridgestone)	15.5/60-18 8 ply
Draw Bar Pull	6,170 lbs
Auxiliary Hydraulic Flow	15.4 GPM

R520ST3

HOW TO SELECT A R520ST3 WHEEL LOADER

(Sample Order Information Page)

Below are samples of a complete R520ST3 Wheel Loader order. To submit your order, please select the Basic Unit Model you desire from Part 1 and the optional attachments needed to complete your order from parts 2 thru 7.

- STEP 1) Select from Part 1 the Basic Unit that fits your needs.
For Example, choose an R520S1T3 and get: Base Model, 2-Post ROPS/FOPS Canopy, and Limited Slip Differential.
- STEP 2) Select from Part 2 thru 7 the optional attachments necessary to make the unit a complete machine. Add the Quick Coupler and Counterweight; choose a Loader Bucket, Pallet Forks or Backhoe and Buckets.

SPECIAL NOTE: Quick Coupler must be ordered to connect all R520ST3 attachments.

(SAMPLE ORDERS)

ORDER CODE	DESCRIPTION	APPROX. WEIGHT	SUGGESTED LIST PRICE
SAMPLE UNIT R520S1T3, COMPLETE ORDER AND PRICE			
BASIC UNIT:			
R520S2T3	WHEEL LOADER WITH: • ROPS/FOPS Cab • Limited Slip Differential	9335	\$57,790.00
ATTACHMENTS:			
K9726	• Hydraulic Quick Coupler	255	\$2,362.00
K9263A	• General Purpose Bucket	610	\$2,075.00
K9932	• 2,020 lbs. Counter Weight	2020	\$2,416.00
			<u>\$64,643.00</u>
SAMPLE UNIT R520S1T3 WITH BACKHOE, COMPLETE ORDER AND PRICE			
BASIC UNIT:			
R520S1T3	WHEEL LOADER WITH: • 2-Post ROPS/FOPS Canopy • Limited Slip Differential	9335	\$52,610.00
ATTACHMENTS:			
K9725	• Mechanical Quick Coupler	245	\$1,903.00
K9263A	• General Purpose Bucket	610	\$2,075.00
RBK5009S	• 9 ft. Digging Depth Backhoe (Side Shift Type)	1625	\$17,000.00
K7861A	• 18" Backhoe Bucket.	159	\$1,095.00
			<u>\$74,683.00</u>

R520ST3

ORDER CODE	DESCRIPTION	APPROX. WEIGHT	SUGGESTED LIST PRICE
PART 1	MODEL R520ST3 BASIC UNIT		
R520S1T3	WHEEL LOADER BASIC UNIT With: • 2-Post ROPS/FOPS Canopy • Limited Slip Differential	9335	\$52,610.00
R520S2T3	WHEEL LOADER BASIC UNIT With: • ROPS/FOPS Cab • Limited Slip Differential	9885	\$57,790.00
PART 2	QUICK COUPLER		
	SPECIAL NOTES: A Quick Coupler must be ordered to connect all R520ST3 attachments. The mounting pins and retaining plates included with the wheel loader are required to install the quick couplers.		
K9725	MECHANICAL QUICK COUPLER Skid Steer Loader Style.	245	\$1,903.00
K9726	HYDRAULIC QUICK COUPLER Skid Steer Loader Style. Includes hydraulic fittings and hoses.	255	\$2,362.00
PART 3	COUNTER WEIGHT		
K9932	• 2,020 lbs. Counter Weight Quick Attach With: 70090-33605 Counter Weight Retaining Pins, 2 pcs. 70090-33607 Eye Bolt 70090-33606 Hitch Pin	2020	\$2,416.00
PART 4	LOADER BUCKETS		
K9263A	GENERAL PURPOSE BUCKET 72.0 inch 0.75 cu. yd. Quick Attach	610	\$2,075.00
K9724	BOLT-ON CUTTING EDGE 72" for K9263A	98	\$256.00
K9264	LIGHT MATERIAL BUCKET 79.3 inch 1.0 cu. yd. Quick Attach	605	\$2,024.00
S6625	SCRAP GRAPPLE BUCKET 72.0 inch Quick Attach Requires a K7820 Hose Kit	955	\$4,052.00
K7820	HOSE KIT for S6625 Required for S6625 Installation	16	\$325.00
S6632	BOLT-ON CUTTING EDGE 72.0 inch for S6625	120	\$293.00
	LOADER BUCKET PARTS INFORMATION		
	PART NO. DESCRIPTION		
	70090-20894 Optional Bolt-On Cutting Edge for K9264		
PART 5	PALLET FORKS		
K9722	48" Pallet Forks Complete with frame. Includes pallet fork rollback stop extensions	500	\$1,472.00

R520ST3

ORDER CODE	DESCRIPTION	APPROX. WEIGHT	SUGGESTED LIST PRICE
PART 6	ATTACHMENTS		
E9299	① RADIO OPTION, AM/FM Radio with MP3 Port and 7-Channel Weather Band for Cab models only. Requires E9376 Mount Kit.	4	\$310.00
E9276B	① RADIO OPTION, AM/FM Radio CD/MP3 Player with 7-Channel Weather Band for Cab models only. Requires E9376 Mount Kit.	4	\$440.00
E9376	Radio Mount Kit Includes mount kit and antenna.	5	\$135.00
PART 7	BACKHOE		
RBK5009S	R520ST3 BACKHOE (SIDE SHIFT TYPE) Without Bucket. Quick Attach. Seat Turntable Kit and Remote Throttle included. Compatible with 2-Post Canopy or Cab. Cab installation requires K4009 Kit. 9' 3" Maximum Digging Depth and 4,100 Lbs. Bucket Breakout Force. 2755 lbs. Dipper Stick Breakout Force, 986 lbs Boom Cylinder Lift Capacity, 1,015 lbs Dipper Stick Lift Capacity, 180° Swing Angle.	1625	\$17,000.00
K4009	Backhoe Cab Conversion Kit	200	\$1,270.00
	BACKHOE BUCKETS FOR RBK5009S		
K7710A	12 inch 1.34 cu. ft. BUCKET	130	\$918.00
K7711A	16 inch 1.98 cu. ft. BUCKET	153	\$985.00
K7861A	18 inch 2.30 cu. ft. 3 HOLE, H.D. BUCKET	159	\$1,095.00
K7713A	24 inch 3.29 cu. ft. BUCKET	192	\$1,110.00
	BUCKET PARTS INFORMATION FOR K7710A, K7711A, K7712A & K7713A		
	PART NO. DESCRIPTION		
	70090-32082 Adaptor (230 x 156) (Standard)		
	70090-32083 Tooth (X156) (Standard)		
	70090-32084 Tooth Pin (P156) (Standard)		
PART 8	TIRES		
K9794L	STANDARD TIRE — Left	145	\$947.00
K9794R	STANDARD TIRE — Right Bridgestone, 15.5/60-18 8-ply with Rim. In base price of all R520ST3 Models.	145	\$947.00
PART 9	ROPS / FOPS		
K9940	Replacement 2-POST ROPS/FOPS Canopy For both Loader and Backhoe.	242	\$1,023.00
K9945	Replacement ROPS / FOPS Cab For Both Loader and Backhoe. With Heater. Filtered and Pressurized.	704	\$5,824.00

① Radios have a 2-year warranty.

R520ST3

ORDER CODE	DESCRIPTION	APPROX. WEIGHT	SUGGESTED LIST PRICE
---------------	-------------	-------------------	-------------------------

PART 10

OPTIONAL PARTS

PART NO.	DESCRIPTION
R2511-91660	Air filter pre-cleaner kit for operation in extremely dusty conditions
R2501-92500	Loader bucket auto-leveler kit
70000-00297	Block heater

This page intentionally left blank.

R-Series Replacement Engines

REPLACEMENT ENGINES FOR R - SERIES WHEEL LOADERS

ORDER CODE	DESCRIPTION	APPROX. WEIGHT	SUGGESTED LIST PRICE
V1305E2RP	REPLACEMENT ENGINE FOR R310	321	\$4,180.00
D1503T1RP1	REPLACEMENT ENGINE FOR R420	441	\$5,016.00
V2203E2RP	REPLACEMENT ENGINE FOR R520	512	\$4,807.00
V2203E2BDW	REPLACEMENT ENGINE FOR R510	475	\$5,852.00
TIER 2	S/N 20001 & UP		
D1503MT2R1	REPLACEMENT ENGINE FOR R420S	440	\$4,598.00
V2203M2RP	REPLACEMENT ENGINE FOR R520S	512	\$5,539.00
INTERIM TIER 4			
D1503E3WL1	REPLACEMENT ENGINE FOR R420S	441	\$5,000.00
V2203E3WL1	REPLACEMENT ENGINE FOR R520S	512	\$5,000.00

This page intentionally left blank.

WHOLEGOODS PRICE LIST EFFECTIVE MARCH 1, 2013

Please replace all pages of this section of the current price book. These pages are a complete revision of this section. All prices are effective as of March 1, 2013.

RTV SERIES

ORDER CODE	DESCRIPTION	ENGINE H.P.	SUGGESTED LIST PRICE
CURRENT MODELS			
13-4	RTV400Ci-H	15.8	\$8,699.00
13-4	RTV400Ci-A	15.8	\$8,499.00
13-4	RTV400CiR-H	15.8	\$9,199.00
13-4	RTV400CiR-A	15.8	\$8,999.00
13-5	RTV400Ci Series Implements and Attachments		
13-9	RTV500-H	15.8	\$9,681.00
13-9	RTV500-A	15.8	\$9,475.00
13-9	RTV500R-H	15.8	\$10,196.00
13-9	RTV500R-A	15.8	\$9,990.00
13-10	RTV500 Series Implements and Attachments		
13-13	RTV900XTG-A	21.6	\$12,845.00
13-13	RTV900XTG-H	21.6	\$13,051.00
13-13	RTV900XTGT2	21.6	\$12,896.00
13-14	RTV900XTW-H	21.6	\$14,287.00
13-14	RTV900XTWL-H	21.6	\$14,570.00
13-14	RTV900XTW-A	21.6	\$14,081.00
13-14	RTV900XTWL-A	21.6	\$14,364.00
13-14	RTV900XTS-H	21.6	\$15,198.00
13-14	RTV900XTS-A	21.6	\$14,992.00
13-15	RTV900XTR-A	12.6	\$14,647.00
13-15	RTV900XTRL-A	21.6	\$14,930.00
13-15	RTV900XTR-H	21.6	\$14,853.00
13-15	RTV900XTRL-H	21.6	\$15,136.00
13-16	RTV900XTT-H	21.6	\$16,038.00
13-16	RTV900XTT-T2	21.6	\$15,883.00
13-17	RTV900G9-A*	21.6	\$12,000.00
13-17	RTV900G9-H*	21.6	\$12,200.00
13-17	RTV900G9T2*	21.6	\$12,050.00
13-18	RTV900W9-H*	21.6	\$13,400.00
13-18	RTV900W9L-H*	21.6	\$13,675.00
13-18	RTV900W9-A*	21.6	\$13,200.00
13-18	RTV900W9L-A*	21.6	\$13,475.00
13-19	RTV900R9-A*	21.6	\$13,750.00
13-19	RTV900R9L-A*	21.6	\$14,025.00
13-19	RTV900R9-H*	21.6	\$13,950.00
13-19	RTV900R9L-H*	21.6	\$14,225.00
13-20	RTV900T9T2*	21.6	\$14,950.00
13-20	RTV900T9-H*	21.6	\$15,100.00
13-21	RTV900 Series Implements		
13-27	RTV900 Hydraulic Tools		

* Subject to availability.

RTV SERIES

ORDER CODE	DESCRIPTION	ENGINE H.P.	SUGGESTED LIST PRICE
CURRENT MODELS (Continued)			
13-31	RTV1140CPX-H	24.8	\$16,195.00
13-31	RTV1140CPXS-H*	24.8	\$16,195.00
13-31	RTV1140CPX-A	24.8	\$15,995.00
13-31	RTV1140CPXS-A*	24.8	\$15,995.00
13-31	RTV1140CPX-T	24.8	\$16,095.00
13-31	RTV1140CPXR-H	24.8	\$16,670.00
13-31	RTV1140CPXR-A	24.8	\$16,470.00
13-32	RTV1140 Series Implements & Accessories		
13-37	RTV1100CWX-H	24.8	\$20,539.00
13-37	RTV1100CWL-H	24.8	\$20,822.00
13-37	RTV1100CWXS-H*	24.8	\$20,215.00
13-37	RTV1100CWX-A	24.8	\$20,333.00
13-37	RTV1100CWL-A	24.8	\$20,616.00
13-37	RTV1100CWXS-A*	24.8	\$20,015.00
13-37	RTV1100CWX-T	24.8	\$20,436.00
13-37	RTV1100CRX-H	24.8	\$21,311.00
13-37	RTV1100CRXL-H	24.8	\$21,594.00
13-37	RTV1100CRX-A	24.8	\$21,105.00
13-37	RTV1100CRXL-A	24.8	\$21,388.00
13-39	RTV1100CW9-H*	24.8	\$18,950.00
13-39	RTV1100CW9L-H*	24.8	\$19,225.00
13-39	RTV1100CW9-A*	24.8	\$18,750.00
13-39	RTV1100CW9L-A*	24.8	\$19,025.00
13-39	RTV1100CW9-T*	24.8	\$18,850.00
13-39	RTV1100CR9-H*	24.8	\$19,700.00
13-39	RTV1100CR9L-H*	24.8	\$19,975.00
13-39	RTV1100CR9-A*	24.8	\$19,500.00
13-39	RTV1100CR9L-A*	24.8	\$19,775.00
13-40	RTV1100 Series Implements and Attachments		
13-43	RTV Replacement Engines		

* Subject to availability.

RTV400Ci

*** EQUIPMENT IN STANDARD MACHINE ***

GASOLINE ENGINE

Model Subaru EX42
1 cyl, 4 cycle OHC
Air cooled
Electronic fuel injection (EFI)
24.6 cu. in.
+16.0 Net Eng HP @ 4800 rpm

TRANSMISSION

Continuously Variable Transmission
with Inertial Clutch (CVT Plus)
Forward Speeds:
Low 0 - 15 mph
High 0 - 25 mph
Reverse 0 - 15 mph
Rear differential lock

FLUID CAPACITY

Fuel Tank 5.3 gal
Engine 1.7 qts
Transmission 1.4 gal
Brake Fluid 0.21 qts

TIRES AND WHEELS

Heavy Duty F 24 x 9 - 12, 6 ply
R 24 x 11 - 12, 6 ply
ATV Tire F 24 x 9 - 12, 6 ply
R 24 x 11 - 12, 6 ply

DIMENSIONS

Width 54.7 in
Height 72.0 in
Length 105.9 in
Wheelbase 70.9 in
Tow Capacity 1102 lbs
Ground Clearance F/R 8.1 in/6.8 in

CARGO BOX

Width 40.6 in
Length 33.7 in
Depth 11.4 in
Load Capacity 441 lbs
Vol. Capacity 9.0 cu ft

OPERATING FEATURES

Rack and Pinion Steering
CVT Plus Transmission
Front Independent Suspension
Rear Semi-independent Suspension
Brakes - Front/Rear Dry Disc
Rear Brake Lights / Front Headlights
2" Hitch Receiver - Front & Rear

SAFETY EQUIPMENT

OSHA 1928.52 ROPS and seat belt
Rear Wheel Hand Parking Brake
Spark Arrestor Muffler

+ Manufacturer Estimate

ORDER CODE	DESCRIPTION	APPROX. SHIP WT.	SUGGESTED LIST PRICE
---------------	-------------	---------------------	-------------------------

*** STANDARD MACHINE ***

RTV400Ci-H	Utility Vehicle - Orange 16.0 hp Kubota Gas EFI Engine Heavy Duty Work Site Tires	1257	\$8,699.00
RTV400Ci-A	Utility Vehicle - Orange 16.0 hp Kubota Gas EFI Engine ATV Tires	1257	\$8,499.00
RTV400CiR-H	Utility Vehicle - RealTree® Hardwoods Camo 16.0 hp Kubota Gas EFI Engine Heavy Duty Work Site Tires	1257	\$9,199.00
RTV400CiR-A	Utility Vehicle - RealTree® Hardwoods Camo 16.0 hp Kubota Gas EFI Engine ATV Tires	1257	\$8,999.00

RTV400Ci Implements and Attachments

ORDER CODE	DESCRIPTION	APPROX. SHIP WT.	SUGGESTED LIST PRICE
MODULAR CAB, COMPONENTS & CAB ACCESSORIES (Buy as kit or build with separate components)			
V4409	Modular Hard Cab Includes: V4310 Mounting Kit, Black TPO (plastic) canopy, Polycarbonate Quantum-coated windshield TPO rear panel, black TPO/steel doors	375	\$3,605.00
V4310A	Modular Cab/Component Mount Kit (included with V4409)	25	\$330.00
V4312	TPO (plastic) Canopy, Black	25	\$501.00
V4429	TPO Door Kit (requires V4310 Mounting Kit)	25	\$1,953.00
V4428	Rear Panel Kit (requires V4310 Mounting Kit)	25	\$556.00
V4368	Polycarb, Quantum-coated windshield (requires V4310 Mounting Kit)	66	\$994.00
NON-MODULAR SOFT CAB, CANOPY, WINDSHIELD, LIGHTS			
V4430	Complete soft-sided Cab Includes metal canopy, hard-coated polycarb windshield, soft rear panel with zipper window, removable soft-sided steel framed doors with zipper windows and door locks Color: Black		\$2,574.00
CANOPY, WINDSHIELD, LIGHTS, ETC.			
V4364	Metal Canopy (Black) Requires V4363 Mount Kit		\$308.00
V4365	Polycarb Windshield with Hard Coat Requires V4363 Mount Kit (Not compatible with V4321 Canopy)		\$720.00
V4363	Canopy or Windshield Mount Kit for V4364 or V4365 (only 1 required if installing both)	14	\$102.00
V4367	Windshield Wiper Kit for V4365, V4409, V4312, V4430	5	\$152.00
V4339	Front or Rear Worklight Kit for V4364, V4409, V4312, V4430	2	\$114.00
V4318	Strobe Light Kit for all Cabs or Canopies	10	\$163.00

RTV400Ci Implements and Attachments

ORDER CODE	DESCRIPTION	APPROX. SHIP WT.	SUGGESTED LIST PRICE
CANOPY, WINDSHIELD, LIGHTS, ETC.			
V4321	Plastic Canopy order in quantity of 3; price per canopy)	28	\$216.00
V4316	Glass Windshield (not compatible with V4364 Metal Canopy or Cab)	100	\$347.00
V4315	Lower Windshield Panel (for V4316)	15	\$142.00
V4322A	Front Worklights (2) (for ROPS or V4321)	7	\$123.00
V4323A	Rear Worklight (1) (for ROPS or V4321)	3	\$78.00
WINCHES			
V4377	Warn Complete Winch Kit – 2,500 lb capacity Includes winch, wiring, switches, hardware (not compatible with V4333)	32	\$540.00
	K7311-97312 Front Winch Mount Platform required for RTV500's beginning with serial number 21812 and all RTV400Ci's	(Order from Parts Department)	
ACCESSORIES & ATTACHMENTS			
V4350	Rear Cargo Screen not compatible with V4311 or V4320)	16	\$160.00
V4336	Backup Beeper	2	\$128.00
V4338	Speedometer (not compatible with V4377; uses same connection)	2	\$98.00
V4335	Front Accessory Box	4	\$151.00
V4325	Front Grille Guard, Silver	22	\$216.00
V4337A	Turn Signal/Hazard Light Kit	9	\$256.00
V4352	Cargo Box Mat	4	\$108.00
V4231	Headrest (one) Requires V4350 or V4341	2	\$61.00
V4341	Headrest Stay Kit	2	\$92.00
V4349	Trailer Hitch - 2" (Straight)	6	\$31.00
V4358	Rearview Mirror (1) - ROPS Models	2	\$31.00
V4359	Rearview Mirror (1) - Cab Models	5	\$52.00
V4381	RTV Storage Cover Dark gray, polyester, water resistant	5	\$82.00
V4384	ROPS Storage Organizer (Black polyester)	5	\$44.00

RTV400Ci Implements and Attachments

ORDER CODE	DESCRIPTION	APPROX. SHIP WT.	SUGGESTED LIST PRICE
REPLACEMENT ROPS			
SFRTV-5	Replacement ROPS	95	\$321.00
IMPLEMENTS			
V4308A	60" Front Blade (electric lift, manual angle, orange)	310	\$1,461.00
V4308*	60" Front Blade requires 77700-03066 (for RTVs without Front Guard) or 77700-03067 (for RTVs with Front Guard)	310	\$1,461.00
V4305	Standard Cutting Edge for V4308 or V4308A (replacement)	35	\$107.00
V4306	Professional Grade Cutting Edge for V4308/V4308A	50	\$204.00
V4307	Snow Deflector for V4308/V4308A	8	\$259.00
TIRES			
ARTV4303	24 x 9 – 12 HDWS 6-ply Front tire	42	\$150.00
ARTV4304	24 x 11 – 12 HDWS 6-ply Rear tire	37	\$150.00
ARTV4301	24 x 9 – 12 ATV 6-ply Front tire	35	\$118.00
ARTV4302	24 x 11 – 12 ATV 6-ply Rear tire	40	\$118.00
REPLACEMENT ENGINE			
TBA	Replacement engine for RTV400Ci		TBA

* Subject to availability.

This page intentionally left blank.

RTV500

*** EQUIPMENT IN STANDARD MACHINE ***

GASOLINE ENGINE

Model Kubota GZ460-E-UV
2 cyl, 4 cycle OHC
Water cooled
Electronic fuel injection (EFI)
27.8 cu. in.
+15.8 Net Eng HP

TRANSMISSION

Variable Hydro Transmission
Forward Speeds:
Low 0 - 10 mph
High 0 - 25 mph
Reverse 0 - 10 mph
Rear differential lock

FLUID CAPACITY

Fuel Tank 5.0 gal
Cooling 1.3 qts
Engine 1.43 qts
Transmission 2.38 gal
Brake Fluid 0.21 qts

TIRES AND WHEELS

Heavy Duty F 24 x 9 - 12, 6 ply
R 24 x 11 - 12, 6 ply
ATV Tire F 24 x 9 - 12, 6 ply
R 24 x 11 - 12, 6 ply

DIMENSIONS

Width 54.7 in
Height 72.0 in
Length 105.9 in
Wheelbase 70.9 in
Tow Capacity 1102 lbs
Ground Clearance F/R 8.1 in/6.8 in

CARGO BOX

Width 40.6 in
Length 33.7 in
Depth 11.4 in
Load Capacity 441 lbs
Vol. Capacity 9.0 cu ft

OPERATING FEATURES

Rack and Pinion Steering
VHT Plus Transmission
Front Independent Suspension
Rear Semi-independent Suspension
Brakes - Front/Rear Dry Disc
Rear Brake Lights / Front Headlights
2" Hitch Receiver - Front & Rear

SAFETY EQUIPMENT

OSHA 1928.52 ROPS and seat belt
Rear Wheel Hand Parking Brake
Spark Arrestor Muffler
Sound Level - Operator's Ear 83 dBA
@ max. rpms

+ Manufacturer Estimate

ORDER CODE	DESCRIPTION	APPROX. SHIP WT.	SUGGESTED LIST PRICE
---------------	-------------	---------------------	-------------------------

*** STANDARD MACHINE ***

RTV500-H	Utility Vehicle - Orange 15.8 hp Kubota Gas EFI Engine Heavy Duty Work Site Tires	1300	\$9,681.00
RTV500-A	Utility Vehicle - Orange 15.8 hp Kubota Gas EFI Engine ATV Tires	1300	\$9,475.00
RTV500R-H	Utility Vehicle - RealTree® Hardwoods Camo 15.8 hp Kubota Gas EFI Engine Heavy Duty Work Site Tires	1300	\$10,196.00
RTV500R-A	Utility Vehicle - RealTree® Hardwoods Camo 15.8 hp Kubota Gas EFI Engine ATV Tires	1300	\$9,990.00

RTV500 Implements and Attachments

ORDER CODE	DESCRIPTION	APPROX. SHIP WT.	SUGGESTED LIST PRICE
CANOPY, WINDSHIELD, LIGHTS, ACCESSORIES			
V4364	Metal Canopy (Black) Requires V4363 Mount Kit		\$308.00
V4365	Polycarb Windshield wiwth Hard Coat Requires V4363 Mount Kit (not compatible with V4321 Canopy)		\$720.00
V4363	Canopy or Windshield Mount Kit	14	\$102.00
V4314	* Cab Heater (for V4311 or V4361 Cabs) (not compatible with V4335 Front Accessory Box)	16	\$444.00
V4367	Windshield Wiper Kit for V4365	5	\$152.00
V4339	Front or Rear Worklight Kit for V4363	2	\$114.00
V4318	Strobe Light Kit for V4364	10	\$163.00

* Subject to availability.

RTV500 Implements and Attachments

ORDER CODE	DESCRIPTION	APPROX. SHIP WT.	SUGGESTED LIST PRICE
OTHER CANOPY, WINDSHIELD, LIGHTS, ETC.			
V4321	Plastic Canopy, order in quantity of 3; (price per canopy)	28	\$216.00
V4316	Glass Windshield (not compatible with V4364 Metal Canopy)	100	\$347.00
V4315	Lower Windshield Panel (for V4316)	15	\$142.00
V4322	Front Worklights (2) (for ROPS or V4321)	7	\$123.00
V4323	Rear Worklight (1) (for ROPS or V4321)	3	\$73.00
WINCHES			
V4377	Warn Complete Winch Kit – 2,500 lb capacity Includes winch, wiring, switches, hardware (not compatible with V4333)	32	\$540.00
	K7311-97312 Front Winch Mount Platform 		

RTV500 Implements and Attachments

ORDER CODE	DESCRIPTION	APPROX. SHIP WT.	SUGGESTED LIST PRICE
REPLACEMENT ROPS			
SFRTV-5	Replacement ROPS	95	\$321.00
IMPLEMENTS			
V4308A	60" Front Blade (electric lift, manual angle, orange)	310	\$1,461.00
V4308	60" Front Blade (electric lift, manual angle, orange) Requires 77700-03066 (for RTVs without Front Guard) for 77700-0367 (for RTV's with Front Guard)	310	\$1,461.00
V4305	Standard Cutting Edge for V4308 (replacement)	35	\$107.00
V4306	Professional Grade Cutting Edge for V4308	50	\$204.00
V4307	Snow Deflector for V4308	8	\$259.00
TIRES			
ARTV4303	24 x 9 – 12 HDWS 6-ply Front tire	42	\$150.00
ARTV4304	24 x 11 – 12 HDWS 6-ply Rear tire	37	\$150.00
ARTV4301	24 x 9 – 12 ATV 6-ply Front tire	35	\$118.00
ARTV4302	24 x 11 – 12 ATV 6-ply Rear tire	40	\$118.00
REPLACEMENT ENGINE			
GZ460FE3UV	Replacement engine for RTV500	240	\$3,938.00

RTV900XTG

*** EQUIPMENT IN STANDARD MACHINE ***

DIESEL ENGINE

Model Kubota D902
3 Cyl. 54.8 cu in
+21.6 Gross Eng HP
60 Amp Alternator

TRANSMISSION

VHT Plus 2
Variable Hydro Transmission
Forward Speeds:
Low 0 - 10 mph
Medium 0 - 18 mph
High 0 - 25 mph
Reverse 0 - 12 mph
Rear differential lock

HYDRAULICS

Hydrostatic Power Steering

+ Manufacturer Estimate

FLUID CAPACITY

Fuel Tank 7.4 gal
Cooling 4.2 qts
Crankcase 3.1 qts
Transmission 2.6 gal
Brake Fluid 0.42 qts

TIRES AND WHEELS

ATV Tire 25 x 10 - 12, 6 ply Front
25 x 11 - 12, 6 ply Rear
Turf Tire 25 x 12 - 12, 4 ply
Heavy Duty 25 x 10 - 12, 6 ply

DIMENSIONS

Width 59.8 in
Height 79.3 in
Length 116.7 in
Wheelbase 77.4 in
Tow Capacity 1300 lbs

CARGO BOX

Width 52 in
Length 46.7 in
Depth 11.4 in
Load Capacity 1102 lbs
Vol. Capacity 16 cu ft

OPERATING FEATURES

Hydrostatic Power Steering
Front Independent Suspension
Rear Semi-independent Suspension
Brakes - Front/Rear Wet Disc
Rear Brake Lights / Front Headlights
2" Hitch Receiver, Front and Rear
Dark gray deluxe vinyl bench seats

SAFETY EQUIPMENT

OSHA 1928.52 ROPS and seat belt
Rear Wheel Hand Parking Brake
Spark Arrestor Muffler

ORDER CODE	DESCRIPTION	APPROX. SHIP WT.	SUGGESTED LIST PRICE
*** STANDARD MACHINE ***			
RTV900XTG-A	Utility Vehicle - General Purpose with ATV Tires	1873	\$12,845.00
RTV900XTG-H	Utility Vehicle - General Purpose with Heavy Duty Work Site Tires	1873	\$13,051.00
RTV900XTGT2	Utility Vehicle - General Purpose with 25" Turf Tires	1873	\$12,896.00

RTV900XTW

*** EQUIPMENT IN STANDARD MACHINE ***

DIESEL ENGINE

Model Kubota D902
3 Cyl. 54.8 cu. in.
+21.6 Gross Eng. HP
60 Amp Alternator

FLUID CAPACITY

Fuel Tank 7.4 gal
Cooling 4.2 qts
Crankcase 3.1 qts
Transmission 2.6 gal
Brake Fluid 0.42 qts

CARGO BOX

Width 52 in
Length 46.7 in
Depth 11.4 in
Load Capacity 1102 lbs
Vol. Capacity 16 cu ft

TRANSMISSION

VHT Plus 2
Variable Hydro Transmission
Forward Speeds:
Low 0 - 10 mph
Medium 0 - 18 mph
High 0 - 25 mph
Reverse 0 - 12 mph
Rear Differential Lock

TIRES AND WHEELS

Heavy Duty 25 x 10 - 12, 6 ply,
Front and Rear, or
ATV 25 x 10 - 12, 6 ply, Front
ATV 25 x 11 - 12, 6 ply, Rear

DIMENSIONS

Width 59.8 in
Height 79.3 in
Length 119.3 in
Wheelbase 77.4 in
Tow Capacity 1300 lbs

OPERATING FEATURES

Standard Silver Front Guard
Hydrostatic Power Steering
Front Independent Suspension
Rear Semi-independent Suspension
Brakes - Front/Rear Wet Disc
Rear Brake Lights / Front Headlights
2" Hitch Receiver, Front and Rear
Dark gray deluxe vinyl bench seats

HYDRAULICS

Hydraulic Cargo Bed Lift
Hydrostatic Power Steering

SAFETY EQUIPMENT

OSHA 1928.52 ROPS and seat belt
Rear Wheel Hand Parking Brake
Spark Arrestor Muffler

"S" Package Only:

Special 5-spoke alloy wheels
Speedometer
Spray-on Bedliner

+ Manufacturer Estimate

Factory Spray-on Bedliner

"XTWL" and "S" Package Models Only

ORDER CODE	DESCRIPTION	APPROX. SHIP WT.	SUGGESTED LIST PRICE
*** STANDARD MACHINE ***			
RTV900XTW-H	Utility Vehicle - Work Site - Orange with Heavy Duty Work Site Tires, Hydraulic Bed Lift, and Front Grille Guard	2246	\$14,287.00
RTV900XTWL-H	Utility Vehicle - Work Site - Orange with Heavy Duty Work Site Tires, Hydraulic Bed Lift, Front Grille Guard, and Spray-on Bedliner	2246	\$14,570.00
RTV900XTW-A	Utility Vehicle - Work Site - Orange with ATV Tires, Hydraulic Bed Lift, and Front Grille Guard	2246	\$14,081.00
RTV900XTWL-A	Utility Vehicle - Work Site - Orange with ATV Tires, Hydraulic Bed Lift, Front Grille Guard, and Spray-on Bedliner	2246	\$14,364.00
"S" PACKAGE MODELS			
RTV900XTS-H	Utility Vehicle - Work Site - Orange with Heavy Duty Work Site Tires, Hydraulic Bed Lift, Front Grille Guard, Special 5-Spoke Alloy Wheels, Speedometer, and Spray-on Bedliner	2246	\$15,198.00
RTV900XTS-A	Utility Vehicle - Work Site - Orange with ATV Tires, Hydraulic Bed Lift, Front Grille Guard, Special 5-Spoke Alloy Wheels, Speedometer, and Spray-on Bedliner	2246	\$14,992.00

RTV900XTR

*** EQUIPMENT IN STANDARD MACHINE ***

DIESEL ENGINE

Model Kubota D902
3 Cyl. 54.8 cu. in.
+21.6 Gross Eng. HP
60 Amp Alternator

TRANSMISSION

VHT Plus 2
Variable Hydro Transmission
Forward Speeds:
Low 0 - 10 mph
Medium 0 - 18 mph
High 0 - 25 mph
Reverse 0 - 12 mph
Rear Differential Lock

HYDRAULICS

Hydrostatic Power Steering
Hydraulic Cargo Bed Lift

+ Manufacturer Estimate

FLUID CAPACITY

Fuel Tank 7.4 gal
Cooling 4.2 qts
Crankcase 3.1 qts
Transmission 2.6 gal
Brake Fluid 0.42 qts

TIRES AND WHEELS

ATV 25 x 10 - 12, 6 ply, Front
ATV 25 x 11 - 12, 6 ply, Rear, or
Heavy Duty 25 x 10 - 12, 6 ply,
Front and Rear

DIMENSIONS

Width 59.8 in
Height 79.3 in
Length 119.3 in
Wheelbase 77.4 in
Tow Capacity 1300 lbs

CARGO BOX

Width 52 in
Length 46.7 in
Depth 11.4 in
Load Capacity 1102 lbs
Vol. Capacity 16 cu ft

OPERATING FEATURES

Standard Black Front Guard
Hydrostatic Power Steering
Front Independent Suspension
Rear Semi-independent Suspension
Speedometer
Brakes - Front/Rear Wet Disc
Rear Brake Lights / Front Headlights
2" Hitch Receiver, Front and Rear
Dark gray deluxe vinyl bench seat

SAFETY EQUIPMENT

OSHA 1928.52 ROPS and seat belt
Rear Wheel Hand Parking Brake
Spark Arrestor Muffler

Factory Spray-on Bedliner

"XTRL" Models Only

ORDER CODE	DESCRIPTION	APPROX. SHIP WT.	SUGGESTED LIST PRICE
*** STANDARD MACHINE ***			
RTV900XTR-A	Utility Vehicle - RealTree® - Camo with ATV Tires, RealTree® Camouflage Paint, Hydraulic Bed Lift, Front Grille Guard, and Speedometer	2246	\$14,647.00
RTV900XTRL-A	Utility Vehicle - RealTree® - Camo with ATV Tires, RealTree® Camouflage Paint, Hydraulic Bed Lift, Front Grille Guard, Speedometer and Spray-on Bedliner	2246	\$14,930.00
RTV900XTR-H	Utility Vehicle - RealTree® - Camo with Heavy Duty Tires, RealTree® Camouflage Paint, Hydraulic Bed Lift, Front Grille Guard, and Speedometer	2129	\$14,853.00
RTV900XTRL-H	Utility Vehicle - RealTree® - Camo with Heavy Duty Tires, RealTree® Camouflage Paint, Hydraulic Bed Lift, Front Grille Guard, Speedometer and Spray-on Bedliner	2129	\$15,136.00

RTV900XTT

*** EQUIPMENT IN STANDARD MACHINE ***

DIESEL ENGINE

Model Kubota D902
3 Cyl. 54.8 cu. in.
+21.6 Gross Eng. HP
60 Amp Alternator

TRANSMISSION

VHT Plus 2
Variable Hydro Transmission
Forward Speeds:
Low 0 - 10 mph
Medium 0 - 18 mph
High 0 - 25 mph
Reverse 0 - 12 mph
Rear Differential Lock

HYDRAULICS

Rear Hydraulic Cargo Bed Lift
Hydrostatic Power Steering
Rear Hydraulic Utility Valve with
5 gpm and 4 gal reservoir and oil
cooler. Standard hand throttle control
and large 5" heavy-duty air cleaner kit.

FLUID CAPACITY

Fuel Tank 7.4 gal
Cooling 4.2 qts
Crankcase 3.1 qts
Transmission 2.6 gal
Brake Fluid 0.42 qts

TIRES AND WHEELS

25 x 12 - 12, 4 ply,
Turf Tire, Front and Rear

DIMENSIONS

Width 59.8 in
Height 78.3 in
Length 119.3 in
Wheelbase 77.4 in
Tow Capacity 1300 lbs

CARGO BOX

Width 52 in
Length 46.7 in
Depth 11.4 in
Load Capacity 1102 lbs
Vol. Capacity 16 cu ft

OPERATING FEATURES

Standard Med. Gray Front Guard
Hydrostatic Power Steering
Front Independent Suspension
Rear Semi-independent Suspension
Speedometer
Brakes - Front/Rear Wet Disc
Rear Brake Lights / Front Headlights
2" Hitch Receiver, Front and Rear
Dark gray deluxe vinyl bench seat

SAFETY EQUIPMENT

OSHA 1928.52 ROPS and seat belt
Rear Wheel Hand Parking Brake
Spark Arrestor Muffler

+ Manufacturer Estimate

ORDER CODE	DESCRIPTION	APPROX. SHIP WT.	SUGGESTED LIST PRICE
---------------	-------------	---------------------	-------------------------

*** STANDARD MACHINE ***

RTV900XTT-T2	Utility Vehicle - Turf Utility Turf Tires, Hydraulic Bed Lift, Rear Aux. Remote Valve, Hand Throttle, Hyd. CoolerKit and Front Grille Guard	2246	\$15,883.00
RTV900XTT-H	Utility Vehicle - Work Site Utility with Heavy Duty Work Site Tires, Rear Aux. Remote Valve, Hand Throttle, Hyd. Cooler Kit and Front Grille Guard	2246	\$16,038.00

RTV900G9

*** EQUIPMENT IN STANDARD MACHINE ***

DIESEL ENGINE

Model Kubota D902
3 Cyl. 54.8 cu in
+21.6 Gross Eng HP
60 Amp Alternator

FLUID CAPACITY

Fuel Tank 7.4 gal
Cooling 4.2 qts
Crankcase 3.1 qts
Transmission 2.6 gal
Brake Fluid 0.42 qts

CARGO BOX

Width 52 in
Length 46.7 in
Depth 11.4 in
Load Capacity 1102 lbs
Vol. Capacity 16 cu ft

TRANSMISSION

VHT Plus
Variable Hydro Transmission
Forward Speeds:
Low 0 - 10 mph
Medium 0 - 18 mph
High 0 - 25 mph
Reverse 0 - 12 mph
Rear differential lock

TIRES AND WHEELS

ATV Tire 25 x 10 - 12, 6 ply Front
25 x 11 - 12, 6 ply Rear
Turf Tire 25 x 12 - 12, 4 ply
Heavy Duty 25 x 10 - 12, 6 ply

OPERATING FEATURES

Hydrostatic Power Steering
Front Independent Suspension
Rear Semi-independent Suspension
Brakes - Front/Rear Wet Disc
Rear Brake Lights / Front Headlights
2" Hitch Receiver, Front and Rear

HYDRAULICS

Hydrostatic Power Steering

DIMENSIONS

Width 59.8 in
Height 79.3 in
Length 116.7 in
Wheelbase 77.4 in
Tow Capacity 1300 lbs

SAFETY EQUIPMENT

OSHA 1928.52 ROPS and seat belt
Rear Wheel Hand Parking Brake
Spark Arrestor Muffler

+ Manufacturer Estimate

ORDER CODE	DESCRIPTION	APPROX. SHIP WT.	SUGGESTED LIST PRICE
---------------	-------------	---------------------	-------------------------

*** STANDARD MACHINE ***

RTV900G9-A*	Utility Vehicle - General Purpose with ATV Tires	1873	\$12,000.00
RTV900G9-H*	Utility Vehicle - General Purpose with Heavy Duty Work Site Tires	1873	\$12,200.00
RTV900G9T2*	Utility Vehicle - General Purpose with 25" Turf Tires	1873	\$12,050.00

* Subject to availability.

RTV900W9

*** EQUIPMENT IN STANDARD MACHINE ***

DIESEL ENGINE

Model Kubota D902
3 Cyl. 54.8 cu. in.
+21.6 Gross Eng. HP
60 Amp Alternator

TRANSMISSION

VHT Plus
Variable Hydro Transmission
Forward Speeds:
Low 0 - 10 mph
Medium 0 - 18 mph
High 0 - 25 mph
Reverse 0 - 12 mph
Rear Differential Lock

HYDRAULICS

Hydraulic Cargo Bed Lift
Hydrostatic Power Steering

+ Manufacturer Estimate

FLUID CAPACITY

Fuel Tank 7.4 gal
Cooling 4.2 qts
Crankcase 3.1 qts
Transmission 2.6 gal
Brake Fluid 0.42 qts

TIRES AND WHEELS

Heavy Duty 25 x 10 - 12, 6 ply,
Front and Rear, or
ATV 25 x 10 - 12, 6 ply, Front
ATV 25 x 11 - 12, 6 ply, Rear

DIMENSIONS

Width 59.8 in
Height 79.3 in
Length 119.3 in
Wheelbase 77.4 in
Tow Capacity 1300 lbs

CARGO BOX

Width 52 in
Length 46.7 in
Depth 11.4 in
Load Capacity 1102 lbs
Vol. Capacity 16 cu ft

OPERATING FEATURES

Standard Silver Front Guard
Hydrostatic Power Steering
Front Independent Suspension
Rear Semi-independent Suspension
Brakes - Front/Rear Wet Disc
Rear Brake Lights / Front Headlights
2" Hitch Receiver, Front and Rear

SAFETY EQUIPMENT

OSHA 1928.52 ROPS and seat belt
Rear Wheel Hand Parking Brake
Spark Arrestor Muffler

Factory Spray-on Bedliner

"W9L" Models Only

ORDER CODE	DESCRIPTION	APPROX. SHIP WT.	SUGGESTED LIST PRICE
*** STANDARD MACHINE ***			
RTV900W9-H*	Utility Vehicle - Work Site - Orange with Heavy Duty Work Site Tires, Hydraulic Bed Lift, and Front Grille Guard	1918	\$13,400.00
RTV900W9L-H*	Utility Vehicle - Work Site - Orange with Heavy Duty Work Site Tires, Hydraulic Bed Lift, Front Grille Guard, and Spray-on Bedliner	1918	\$13,675.00
RTV900W9-A*	Utility Vehicle - Work Site - Orange with ATV Tires, Hydraulic Bed Lift, and Front Grille Guard	1918	\$13,200.00
RTV900W9L-A*	Utility Vehicle - Work Site - Orange with ATV Tires, Hydraulic Bed Lift, Front Grille Guard, and Spray-on Bedliner	1918	\$13,475.00

* Subject to availability.

RTV900R9

*** EQUIPMENT IN STANDARD MACHINE ***

DIESEL ENGINE

Model Kubota D902
3 Cyl. 54.8 cu. in.
+21.6 Gross Eng. HP
60 Amp Alternator

TRANSMISSION

VHT Plus
Variable Hydro Transmission
Forward Speeds:
Low 0 - 10 mph
Medium 0 - 18 mph
High 0 - 25 mph
Reverse 0 - 12 mph
Rear Differential Lock

HYDRAULICS

Hydrostatic Power Steering
Hydraulic Cargo Bed Lift

FLUID CAPACITY

Fuel Tank 7.4 gal
Cooling 4.2 qts
Crankcase 3.1 qts
Transmission 2.6 gal
Brake Fluid 0.42 qts

TIRES AND WHEELS

ATV 25 x 10 - 12, 6 ply, Front
ATV 25 x 11 - 12, 6 ply, Rear, or
Heavy Duty 25 x 10 - 12, 6 ply,
Front and Rear

DIMENSIONS

Width 59.8 in
Height 79.3 in
Length 119.3 in
Wheelbase 77.4 in
Tow Capacity 1300 lbs

CARGO BOX

Width 52 in
Length 46.7 in
Depth 11.4 in
Load Capacity 1102 lbs
Vol. Capacity 16 cu ft

OPERATING FEATURES

Standard Black Front Guard
Hydrostatic Power Steering
Front Independent Suspension
Rear Semi-independent Suspension
Speedometer
Brakes - Front/Rear Wet Disc
Rear Brake Lights / Front Headlights
2" Hitch Receiver, Front and Rear

SAFETY EQUIPMENT

OSHA 1928.52 ROPS and seat belt
Rear Wheel Hand Parking Brake
Spark Arrestor Muffler

Factory Spray-on Bedliner

"R9L" Models Only

+ Manufacturer Estimate

ORDER CODE	DESCRIPTION	APPROX. SHIP WT.	SUGGESTED LIST PRICE
*** STANDARD MACHINE ***			
RTV900R9-A*	Utility Vehicle - RealTree® - Camo with ATV Tires, RealTree® Camouflage Paint, Hydraulic Bed Lift, Front Grille Guard, and Speedometer	1917	\$13,750.00
RTV900R9L-A*	Utility Vehicle - RealTree® - Camo with ATV Tires, RealTree® Camouflage Paint, Hydraulic Bed Lift, Front Grille Guard, Speedometer and Spray-on Bedliner	1917	\$14,025.00
RTV900R9-H*	Utility Vehicle - RealTree® - Camo with Heavy Duty Tires, RealTree® Camouflage Paint, Hydraulic Bed Lift, Front Grille Guard, and Speedometer	1917	\$13,950.00
RTV900R9L-H*	Utility Vehicle - RealTree® - Camo with Heavy Duty Tires, RealTree® Camouflage Paint, Hydraulic Bed Lift, Front Grille Guard, Speedometer and Spray-on Bedliner	1917	\$14,225.00

* Subject to availability.

RTV900T9

*** EQUIPMENT IN STANDARD MACHINE ***

DIESEL ENGINE

Model Kubota D902
3 Cyl. 54.8 cu. in.
+21.6 Gross Eng. HP
60 Amp Alternator

TRANSMISSION

VHT Plus
Variable Hydro Transmission
Forward Speeds:
Low 0 - 10 mph
Medium 0 - 18 mph
High 0 - 25 mph
Reverse 0 - 12 mph
Rear Differential Lock

HYDRAULICS

Rear Hydraulic Cargo Bed Lift
Hydrostatic Power Steering
Rear Hydraulic Utility Valve with
5 gpm and 4 gal reservoir and oil
cooler. Standard hand throttle control
and large 5" heavy-duty air cleaner kit.

+ Manufacturer Estimate

FLUID CAPACITY

Fuel Tank 7.4 gal
Cooling 4.2 qts
Crankcase 3.1 qts
Transmission 2.6 gal
Brake Fluid 0.42 qts

TIRES AND WHEELS

25 x 12 - 12, 4 ply,
Turf Tire, Front and Rear

DIMENSIONS

Width 59.8 in
Height 78.3 in
Length 119.3 in
Wheelbase 77.4 in
Tow Capacity 1300 lbs

CARGO BOX

Width 52 in
Length 46.7 in
Depth 11.4 in
Load Capacity 1102 lbs
Vol. Capacity 16 cu ft

OPERATING FEATURES

Hydrostatic Power Steering
Front Independent Suspension
Rear Semi-independent Suspension
Speedometer
Brakes - Front/Rear Wet Disc
Rear Brake Lights / Front Headlights
2" Hitch Receiver, Front and Rear

SAFETY EQUIPMENT

OSHA 1928.52 ROPS and seat belt
Rear Wheel Hand Parking Brake
Spark Arrestor Muffler

ORDER CODE	DESCRIPTION	APPROX. SHIP WT.	SUGGESTED LIST PRICE
---------------	-------------	---------------------	-------------------------

*** STANDARD MACHINE ***

RTV900T9T2*	Utility Vehicle - Turf Utility Turf Tires, Hydraulic Bed Lift, Rear Aux. Remote Valve, Hand Throttle, Hyd. Cooler Kit and Front Grille Guard	1985	\$14,950.00
RTV900T9-H*	Utility Vehicle - Work Site Utility with Heavy Duty Work Site Tires, Rear Aux. Remote Valve, Hand Throttle, Hyd. Cooler Kit and Front Grille Guard	1950	\$15,100.00

* Subject to availability.

RTV900 Implements and Attachments

ORDER CODE	DESCRIPTION	APPROX. SHIP WT.	SUGGESTED LIST PRICE
CAB/ENCLOSURES			
V4211	Steel Cab w/ black steel doors, orange top and glass windshield. Requires V4219 Front Heavy Load Springs or V4209 Front Heavy Load Strut	375	\$3,003.00
V4211SE	Steel Cab w/ black steel doors and top, and glass windshield. Requires V4219 Front Heavy Load Springs or V4209 Front Heavy Load Strut	294	\$3,003.00
V4212A	Soft Cab w/ black soft doors, orange top, zipper windows and glass windshield. Requires V4219 Front Heavy Load Springs or V4209 Front Heavy Load Strut	323	\$2,314.00
V4212SE	Soft Cab w/ black top and soft doors, zipper windows and glass windshield. Requires V4219 Front Heavy Load Springs or V4209 Front Heavy Load Strut	248	\$2,314.00
V4275*	Camo Steel Cab, includes Realtree® Hardwood patterned doors and roof. Requires V4219 Front Heavy Load Springs or V4209 Front Heavy Load Strut	365	\$3,324.00
V4213*	Golf Cage Enclosure complete Requires V4219 Front Heavy Load Springs or V4209 Front Heavy Load Strut	331	\$2,126.00
V4219	Front Heavy Load Springs (2 springs/kit)	5	\$75.00
V4209	Front Heavy Load Strut Assembly (2 struts/kit)	20	\$225.00
V4250	Cargo Handle Replacement Kit (for V4210 and V4220)	4	\$41.00
CAB ACCESSORIES			
V4239A	Work Light Kit (two) for front or rear of Metal Top/Cab/Cage	2	\$123.00
V4214B	Cab Heater (Soft Cab or Steel Cab)	16	\$425.00
V4215A	Wiper Kit (Cab/Glass Windshield), Passgr side	5	\$164.00
V4267A	Wiper Kit (Cab/Glass Windshield), Driver side	5	\$164.00
V4218A	Strobe Light (for Cab/Cage/Metal Top)	3	\$176.00
V4238	Console Kit (includes Radio/CD, Blower Dome Light), for Steel Cab/Soft Cab	25	\$750.00

* Subject to availability. Color matching not guaranteed

RTV900 Implements and Attachments

ORDER CODE	DESCRIPTION	APPROX. SHIP WT.	SUGGESTED LIST PRICE
CANOPY/WINDSHIELD			
V4221	Plastic Canopy (Not compatible w/V4238) (Order in quantity of 3, price per canopy)	28	\$240.00
V4255	Camo Canopy, Plastic (Not compatible with V4238 Console Kit) (Order in quantity of 3)	33	\$362.00
V4217	Metal Top - Orange (FOPS)	88	\$423.00
V4217BL	Metal Top - Black (FOPS)	89	\$423.00
V4216	Glass Windshield (for Plastic or Metal Top)	66	\$726.00
V4268	Clear Plastic Windshield (for Plastic or Metal Top)	22	\$406.00
V4269	Tinted Plastic Windshield (for Plastic or Metal Top)	22	\$423.00
HITCH			
V4349	2" Trailer Hitch & Pin -- Straight (G9, W9, R9, T9 and all RTV900XT Models)	6	\$31.00
WINCH			
V4277	① Warn Winch Kit -- 2.5RT w/ Remote	26	\$525.00
V4278	① Warn Winch Kit -- 3.0RT w/ Remote	26	\$618.00
V4287A	Winch Mounting Kit -- Required for RTV900	15	\$101.00
HYDRAULICS			
V4242	Hydraulic Bed Lift Kit for RTV900G	52	\$1,450.00
V4246	② Utility Valve upgrade Kit for RTV900T models only (includes: reservoir, pump, oil cooler)	62	\$1,033.00
ACCESSORIES			
V4222A	Front Work Light (two) for Plastic Canopy/ROPS Not compatible with glass windshield.	7	\$123.00
V4223	Rear Work Light (one) for Plastic Canopy/ROPS	3	\$75.00
V4237	Turn Signal/Hazard Light Kit (not compatible with Cab or Golf Cage)	9	\$277.00
V4266	Rear Mirror Kit (inside)	3	\$56.00
V4358	Rearview Mirror (1) - ROPS Models	2	\$31.00
V4359	Rearview Mirror (1) - Cab Models	5	\$52.00
V4229	Plastic Bed Liner (Order in quantity of 3, price per liner)	33	\$201.00
V4231	Headrest	2	\$61.00
V4231XT	Headrest for RTV900XT (Dark Gray)	2	\$61.00
V4233	Speedometer (Option for RTV900G/W)	2	\$98.00
V4382	Storage Cover (Water resistant polyester, dark gray)	5	\$92.00
V4384	ROPS Organizer - Black ployester	5	\$44.00

- ① Winch kits do not include mounting hardware; V4287 or V4288 kits required.
- ② Requires a V4241 Engine Hand Throttle Kit and a V4271 (ROPS Models) or V4272 (Cab Model) High Mount Air Cleaner Kit when installing. Also order 2-spool valve, valve mount, valve linkage and coupler from K-PAD.
- ③ Cab and Golf Cage applications require relocating lights to hood (drilling required).

RTV900 Implements and Attachments

ORDER CODE	DESCRIPTION	APPROX. SHIP WT.	SUGGESTED LIST PRICE
ACCESSORIES (Cont.)			
V4234	Glove Box	4	\$146.00
V4235	Front Accessory Box	4	\$142.00
V4232	Backup Alarm	2	\$137.00
V4236	Front Mud Guard	4	\$30.00
V4227	Tail Lamp Guards	4	\$124.00
V4225A	Front Guard, Silver for RTV900G, G6, G9 models	46	\$251.00
V4225XT	Front Grille Guard, Medium Gray for RTV900XT-G models	46	\$278.00
V4271	High Mount Air Cleaner Kit (ROPS Models) Converts under-bed to high-mount.	33	\$194.00
V4272	High Mount Air Cleaner Kit (Cab Models) Converts under-bed to high-mount.	13	\$194.00
V4273	High Mount Air Cleaner Cab Conversion Kit Converts ROPS high-mount to Cab	13	\$65.00
V4274	High Mount Air Cleaner Kit (V4210/V4220 Cab Models)	25	\$77.00
V4241	Engine Hand Throttle Kit	2	\$73.00
V4402	Extended Engine Oil Dipstick	1	\$83.00
RTV TIRES			
ARTV4204	Knobby Tire and Rim, 25 x 10 - 12, 6 Ply	37	\$126.00
ARTV4205	Turf Tire and Rim, 23 x 10.5 - 12, 4 Ply	40	\$126.00
ARTV4203	HD Worksite Tire and Rim, 25 x 10 - 12, 6 Ply	42	\$187.00
ARTV4201	Front ATV Tire and Rim, 25 x 10 - 12, 6 Ply	35	\$126.00
ARTV4202	Rear ATV Tire and Rim, 25 x 11 - 12, 6 Ply	40	\$126.00
ARTV4206	Turf Tire and Rim, 25 x 12 - 12, 4 Ply	44	\$150.00
ALLOY WHEELS (Not mounted with tire; lug bolts and center cap included.)			
V4301*	5-Spoke Alloy Wheel (Old SE Version) Fits all RTV900/RTV1100/RTV1140 models	12	\$116.00
"S" PACKAGE ALLOY WHEEL/TIRE COMBINATION			
ARTV4213	① "S" Package Alloy Wheel with Heavy Duty Worksite Tire	45	\$268.00
ARTV4211R	① "S" Package Alloy Wheel with ATV Tire, Front Passenger	45	\$237.00
ARTV4211L	① "S" Package Alloy Wheel with ATV Tire, Front Driver	45	\$237.00
ARTV4212R	① "S" Package Alloy Wheel with ATV Tire, Rear Passenger	45	\$237.00
ARTV4212L	① "S" Package Alloy Wheel with ATV Tire, Rear Driver	45	\$237.00
V4302	Hardware Kit (1 Center Cup and 5 Lug Bolts)		\$25.00

* Subject to availability.

① Requires V4302 Hardware Kit

RTV900 Implements and Attachments

ORDER CODE	DESCRIPTION	APPROX. SHIP WT.	SUGGESTED LIST PRICE
RAPID ACCESS CARGO (RAC) SYSTEM:			
V4411	Full RAC Structure	85	\$823.00
V4412	Half RAC Structure	57	\$514.00
V4415	Extender Basket --Includes cargo net	23	\$319.00
V4417	① Full Clip Basket -- Includes cargo net	19	\$216.00
V4416	① Half Clip Basket -- Includes cargo net	15	\$185.00
V4418	① Long Handle Tool Carrier	4	\$144.00
V4419	① String Trimmer Holder	4	\$102.00
V4421	① Backpack Rack (Backpack not included)	4	\$102.00
V4422	① Cooler/Bucket Cruiser (Cooler/Bucket not included)	4	\$82.00
SPREADERS (shipped freight collect from vendor)			
V4405	Cargo Box salt/sand spreader (10.0 cu ft capacity, electric, auger drive, removable spinner)	372	\$4,325.00
V4401	Salt Spreader, 3 cu ft Requires V4406 Controller/Mount Kit		\$1,118.00
V4403	Seed/Fertilizer Spreader 3 cu ft, requires V4406 Constroller/Mount Kit		\$1,577.00
V4406	Controller/Mount Kit		\$536.00
V4407	Spreader Control Tube for V4405		\$225.00
ROTARY SWEEPER AND SNOW BLADES (All blades require V4219 HD Springs or V4209 HD Struts)			
V4491	60" Hydraulic Rotary Sweeper Requires V4489 Quick Hitch, V4209 HD Strut Kit or V4219 HD Springs, V4204 Deluxe 3-function Hyd. Control Kit, V4493 Hyd. Oil Cooler Kit, V4241 Hand Throttle Kit. Note: General Purpose models require V4242 Hyd. Bed Lift Kit. Hyd. Utility Models do not require V4493 or V4241. 2006 and older RTV's with 1.25" Hitch Receivers do not require V4499 Quick Hitch Conversion Kit	400	\$3,549.00
V4492	68 Gallon Liquid Tank w/Spray Wand and 50' Hose Reel	148	\$1,746.00
V4494	Rear Spray Nozzle Kit for V4492 (optional)	10	\$464.00
V4493	Hydraulic Oil Cooler Kit (RTV900/1100)	25	\$1,386.00
V4496	Dust Suppression Kit for Rotary Sweeper w/Nozzle and Deflector (requires V4492)	30	\$289.00
V4208A	② 72" Standard Snow Blade 30° Manual angle and electric lift	300	\$1,781.00
V4207	② Hydraulic Angle Kit for V4208/V4208A Blade Requires Hydraulic Bed Lift V4242 if not equipped.	22	\$613.00

① Requires V4411 Full RAC Structure or V4412 Half RAC Structure.

② Not compatible with turf tires; RTV900 General Purpose models require V4242 Hydraulic Bed Lift Kit.

RTV900 Implements and Attachments

ORDER CODE	DESCRIPTION		APPROX. SHIP WT.	SUGGESTED LIST PRICE
ROTARY SWEEPER AND SNOW BLADES (Cont.) (All blades require V4219 HD Springs or V4209 HD Struts)				
V4290	①	72" HD Commercial Straight Blade Requires V4489 Quick Hitch and V4203 or V4204 Control Kits.	350	\$1,509.00
V4291	①	72" HD Commercial V-blade Requires V4489 Quick Hitch and V4204 Control Kits.	350	\$2,434.00
V4489		Quick Hitch for V4290, V4291, V4491	90	\$793.00
V4289*		Quick Hitch superseded by V4489	65	\$726.00
V4499*		Hitch Conversion Kit for V4289 Required for G9, W9, T9, R9, and all XT models	16	\$158.00
V4304		Hydraulic Removal Kit (Allows removal of hydraulics from V4289)	2	\$66.00
V4203		Deluxe 2-Function Hydraulic Control Kit	52	\$1,920.00
V4204		Deluxe 3-Function Hydraulic Control Kit	55	\$2,245.00
V4205		Hyd. Control Conversion Kit Converts 2-function to 3-function control	10	\$324.00
B2776		72" Rubber Cutting Edge (for V4290)	60	\$243.00
		70060-04062 Cutting Edge Replacement for V4290	(Order from Parts Department)	
		77700-00970 Rubber Deflector Replacement for V4290	(Order from Parts Department)	
V4493		Hydraulic Oil Cooler Kit	50	\$1,386.00
ROPS				
SFRTV-9		Replacement ROPS	95	\$359.00
BLOCK HEATER				
	70000-17552	Block Heater	(Order from Parts Department)	
OVERHEAT ALARM				
	K7561-98800	Overheat Alarm	(Order from Parts Department)	

① Not compatible with turf tires; RTV900 General Purpose models require V4242 Hydraulic Bed Lift Kit.

* Subject to availability.

This page intentionally left blank.

RTV900 Hydraulic Tools

KUBOTA HYDRAULIC TOOLS

(RTV900 Worksite Utility and Turf Utility Models Only)

NOTE: Hydraulic Tools and accessories shipped freight collect from vendor.

ORDER CODE	DESCRIPTION	APPROX. SHIP WT.	SUGGESTED LIST PRICE
BREAKER AND ACCESSORIES			
V6200	① Breaker, accepts 1 x 4-1/4" hex shank bits, w/couplers	45	\$2,265.00
V6201	Moil Point, 14 in. U/C	5	\$30.00
V6202	Narrow Point, 14 in. U/C	5	\$34.00
V6203	3 in. Chisel, 14 in. U/C	5	\$50.00
V6204	Clay Spade, 5-1/2 in. blade	8	\$137.00
V6205	Asphalt Wedge, 3 in. wide	6	\$127.00
CHAIN SAWS AND ACCESSORIES			
V6210	① Chain Saw 11-in. cut, saw bar, saw chain and couplers	6	\$1,280.00
V6220	① Pole Chain Saw 12-in. cut, saw bar, saw chain and couplers	16	\$1,635.00
V6211	12 in. Saw Bar - for CS05 & CS25 saw	2	\$41.00
V6212	12 in. Saw Chain - for CS05 & CS25 saw	1	\$15.00
V6213	Chain Saw Guard	1	\$24.00
DIAMOND CHAIN SAWS AND ACCESSORIES			
V6235	① Ultra Package consists of saw, bar and Ultra Diamond Chain and slurry flap	16	\$2,684.00
V6236	① Pinnacle Package consists of saw, bar and Pinnacle Diamond Chain and slurry flap	16	\$3,034.00
V6232	Bar, 13 in. sprocket nose	1	\$278.00
V6233	Diamond Chain, 13 in., Ultra 25	1	\$444.00
V6234	Diamond Chain, 13 in., Pinnacle 25	1	\$770.00
V6237	12V DC water Pump	12	\$924.00

① V6219 25' Hose or V6229 50' Hose required to operate hydraulic tools.

RTV900 Hydraulic Tools

NOTE: Hydraulic Tools and accessories shipped freight collect from vendor.

ORDER CODE	DESCRIPTION	APPROX. SHIP WT.	SUGGESTED LIST PRICE
EARTH AUGER AND ACCESSORIES			
V6260	① 1-3/8 in. Hex drive, w/couplers	47	\$2,090.00
V6261	Auger, 4 in. dia x 42 in. OAL	17	\$316.00
V6262	Auger, 6 in. dia x 42 in. OAL	20	\$317.00
V6263	Auger, 8 in. dia x 42 in. OAL	28	\$349.00
V6264	Extension Tube, 15 in. OAL	7	\$130.00
POST DRIVER AND ACCESSORIES			
V6270	① Drives 2-1/2" sq. & 2-5/8" rd. posts, w/couplers	65	\$2,800.00
V6271	Adapter - 1-3/4 in. square post	3	\$206.00
V6272	Adapter - 2 in. round post	2	\$166.00
V6273	Adapter - 2-1/4 in. square post	3	\$206.00
V6274	Adapter - 2 in. square post	5	\$206.00
V6275	Adapter - T Post	3	\$77.00
PRUNER			
V6280	① 2-1/4 in. capacity Pruner, w/couplers	12	\$1,514.00
SUBMERSIBLE PUMP			
V6290	① 250 gpm, Submersible, 2-1/2 discharge, w/couplers & 2-1/2" NPT x 3" Camlock	14	\$1,364.00
V6291	Discharge hose 3" x 25' lay flat with camlock fittings	11	\$128.00
HOSES AND COUPLERS			
V6219	Twinned Hose, 1/2 in. x 25 ft, wire braid, w/couplers	18	\$438.00
V6229	Twinned Hose, 1/2 in. x 50 ft, wire braid, w/couplers	33	\$675.00
V6239	Bruning Flush Face Set (3/8 NPT)	1	\$58.00
V6249	Bruning Flush Face Set (1/2 NPT)	1	\$61.00
POST PULLER			
V6278	① Post Puller with chain & couplers	71	\$2,426.00
HYDRAULIC TAMPER AND ACCESSORIES			
V6250	① 3 Ft. Handle, valve in handle, w/couplers	29	\$1,954.00
V6251	Kidney Shoe	4	\$71.00
V6252	Round Shoe, 6" dia.	5	\$88.00
V6253	Rectangular Shoe, 4" x 8"	5	\$79.00

① V6219 25' Hose or V6229 50' Hose required to operate hydraulic tools.

RTV900 Hydraulic Tools

NOTE: Hydraulic Tools and accessories shipped freight collect from vendor.

ORDER CODE	DESCRIPTION	APPROX. SHIP WT.	SUGGESTED LIST PRICE
IMPACT DRILL AND ACCESSORIES			
V6240	① 1/2" Sq. Drive, with whip hoses and couplers	9	\$1,284.00
V6241	Chuck Adapter, 1/2 in. sq. x 7/16 in. hex QC	1	\$105.00
V6208	Impact Socket, 1/2 in.	0	\$7.00
V6218	Impact Socket, 9/16 in.	1	\$7.00
V6228	Impact Socket, 5/8 in.	1	\$10.00
V6238	Impact Socket, 11/16 in.	1	\$10.00
V6248	Impact Socket, 3/4 in.	1	\$10.00
V6258	Impact Socket, 13/16 in.	1	\$12.00
V6268	Impact Socket, 7/8 in.	1	\$14.00
V6288	Impact Socket, 15/16 in.	1	\$14.00
V6298	Impact Socket, 1 in.	2	\$41.00
V6246	Wood Boring Landscape Bit 9/16 x 8 x 12, 7/16 in. Hex Drive	1	\$39.00
V6256	Wood Boring Landscape Bit 11/16 x 8 x 12, 7/16 in. Hex Drive	1	\$39.00
V6266	Wood Boring Landscape Bit 13/16 x 8 x 12, 7/16 in. Hex Drive	2	\$41.00
V6276	Wood Boring Landscape Bit 15/16 x 8 x 12, 7/16 in. Hex Drive	2	\$44.00
V6286	Wood Boring Landscape Bit 1-1/16 x 8 x 12, 7/16 in. Hex Drive	2	\$45.00
V6247	Wood Boring Landscape Bit 9/16 x 18 x 22, 7/16 in. Hex Drive	2	\$72.00
V6257	Wood Boring Landscape Bit 1/16 x 18 x 22, 7/16 in. Hex Drive	2	\$64.00
V6267	Wood Boring Landscape Bit 13/16 x 18 x 22, 7/16 in. Hex Drive	2	\$64.00
V6277	Wood Boring Landscape Bit 15/16 x 18 x 22, 7/16 in. Hex Drive	3	\$68.00
V6287	Wood Boring Landscape Bit 1-1/16 x 18 x 22, 7/16 in. Hex Drive	3	\$72.00

① V6219 25' Hose or V6229 50' Hose required to operate hydraulic tools.

This page intentionally left blank.

RTV1140CPX

*** EQUIPMENT IN STANDARD MACHINE ***

DIESEL ENGINE

Model Kubota 1105-E2-UV
3 Cyl. 68.5 cu in
+24.8 Gross Eng HP
@3000 rpm
75 Amp Alternator

FLUID CAPACITY

Fuel Tank 7.9 gal
Cooling 5.5 qts
Crankcase 4.0 qts
Transmission 3.2 gal
Brake Fluid .92 qts

CARGO BOX

1-Row Mode	2-Row Mode
Width 52 in	52 in
Length 53.5	33.9 in
Depth 11.4 in	11.4 in
Load Capacity	1102 lbs 661 lbs
Vol. Capacity	18.4 cu ft 11.7 cu ft

TRANSMISSION

VHT Plus
Variable Hydro Transmission
Forward Speeds:
Low 0 - 8 mph
Medium 0 - 15 mph
High 0 - 25 mph
Reverse 0 - 10 mph
Rear differential lock

TIRES AND WHEELS

ATV: Front 25 x 10 - 12, 6 ply
Rear 25 x 11 - 12, 6 ply
HDWS: Front 25 x 10 - 12, 6 ply
Rear 25 x 10 - 12, 6 ply
TURF: Front 25 x 12 - 12, 4 ply
Rear 25 x 12 - 12, 4 ply

OPERATING FEATURES

Hydrostatic Power Steering
Independent Front Suspension
Semi-independent Rear Suspension
Fully-sealed 4-wheel wet disc brakes
2" Hitch receiver - front and rear

HYDRAULICS

Hydrostatic Power Steering
Hydraulic Cargo Bed Lift

DIMENSIONS

Width 61.0 in
Height 78.7 in
Length 137.0 in
Wheelbase 95.1 in
Tow Capacity 1300 lbs

SAFETY & CONVENIENCE

Transformable seating 1- to 2-row
seating and back
Retractable seat belts (4)
OSHA 1928.52 ROPS and seat belts
Spark Arrestor Muffler
Speedometer

+ Manufacturer Estimate

ORDER CODE	DESCRIPTION	APPROX. SHIP WT.	SUGGESTED LIST PRICE
*** STANDARD MACHINE ***			
RTV1140CPX-H	Utility Vehicle - Orange with Heavy Duty Work Site Tires	2129	\$16,195.00
RTV1140CPXS-H *	Utility Vehicle - Orange with Heavy Duty Work Site Tires and V4301 Alloy Wheels	2129	\$16,195.00
RTV1140CPX-A	Utility Vehicle - Orange with ATV Tires	2246	\$15,995.00
RTV1140CPXS-A *	Utility Vehicle - Orange with ATV Tires and V4301 Alloy Wheels	2246	\$15,995.00
RTV1140CPX-T	Utility Vehicle - Orange with Turf Tires	2246	\$16,095.00
RTV1140CPXR-H	Utility Vehicle - RealTree® Camo with Heavy Duty Work Site Tires	2246	\$16,670.00
RTV1140CPXR-A	Utility Vehicle - RealTree® Camo with ATV Tires	2246	\$16,470.00

Factory spray-on bedliner not available for RTV1140CPX models.

* Subject to availability.

RTV1140 Implements & Attachments

ORDER CODE	DESCRIPTION	APPROX. SHIP WT.	SUGGESTED LIST PRICE
CAB/ENCLOSURES			
V4461	Steel Cab -- Front Includes: Front Black Steel Canopy, Glass Windshield, Front Black Steel Doors w/ Sliding Windows, Polycarb Rear Panel. Requires V4209 Heavy Load Strut Kit or V4219 Heavy Load Spring Kit	376	\$3,080.00
V4462	Steel Cab -- Rear (Requires V4461 Front Cab) Includes: Rear Black Steel Canopy, and Rear Black Steel Doors with fixed windows	88	\$1,597.00
V4463	Sliding Windows -- Optional for rear doors Replaces standard fixed rear door windows	66	\$348.00
CAB ACCESSORIES			
V4214B	Cab Heater Kit (20,000 BTU capacity)	16	\$425.00
V4267A	Windshield Wiper Kit (Driver's side)	5	\$164.00
V4215A	Windshield Wiper Kit (Passenger's side)	5	\$164.00
CANOPY/WINDSHIELD			
V4441	Plastic Canopy, Black, covers front and rear seats (not compatible with V4461) (Min order = 2; price per canopy)	45	\$407.00
V4442	Polycarbonate Windshield for ROPS or V4441 (not compatible with V4461)	19	\$449.00
V4465	Metal Top (not FOPS rated) Black steel top, covers front and rear seats Compatible with V4464, V4442, V4239A, V4218A	88	\$773.00
V4464	Glass Windshield -- tempered glass Not compatible with V4441	66	\$762.00
LIGHTS			
V4239A	Front or Rear Work Light Kit (Compatible only)	2	\$123.00
V4218A	Strobe Light Kit (Compatible only with V4461/V4462) with V4461 / V4462 / V4465)	3	\$176.00
V4222A	Front Work Light Kit (2 lamps) (for ROPS or V4441 canopy)	7	\$123.00
V4453	Rear Work Light Kit (1 lamp) (for ROPS or V4441 canopy)	3	\$75.00
TRAILER HITCHES (BALL MOUNTS)			
V4349	Front/Rear Ball Mount, Straight 2" receiver	6	\$31.00

RTV1140 Implements & Attachments

ORDER CODE	DESCRIPTION	APPROX. SHIP WT.	SUGGESTED LIST PRICE
WINCHES & WINCH ACCESSORIES			
V4478	WARN Winch Kit, 3,000 lbs Includes: winch, fairlead, switches, remote socket outlet	26	\$546.00
V4487	Winch Mounting Kit-- RTV1140CPX Includes: all mounting hardware and wiring (Not compatible with V4290 or V4291 Snow Blades)	15	\$161.00
ACCESSORIES			
V4231	Headrest Kit (1 per kit)	2	\$61.00
V4443	Headrest Stay Kit (1 per kit)	2	\$95.00
V4451	Plastic Bed Liner (min order qty = 3; price per liner)	33	\$316.00
V4234	Glove Box	4	\$146.00
V4235	Front Accessory Box	4	\$142.00
V4447	Turn Signal/Hazard Light Kit	9	\$277.00
V4232	Backup Alarm	2	\$137.00
V4471	High Position Air Intake Kit (ROPS only – not compatible with V4461/62 Cab)	15	\$233.00
V4209	Front Heavy Load Strut Kit (2)	20	\$225.00
V4219	Front Heavy Load Spring Kit (2)	5	\$75.00
V4452	Cup Holder for Rear Seat (1 cup holder/kit)	4	\$41.00
V4358	Rearview Mirror (1) – ROPS models	2	\$31.00
V4359	Rearview Mirror (1) – Cab Models	5	\$52.00
V4383	Storage Cover – Dark Gray (Water resistant polyester)	5	\$102.00
ROTARY SWEEPER AND SNOW BLADES (All Blades NOT compatible with turf tires)			
V4491	Hydraulic Rotary Sweeper, 60" Requires V4489 Quick Hitch, V4209 HD Strut Kit or V4219 HD Spring Kit, V4204 Deluxe 3-function Hyd. Control Kit, V4495 Hyd. Oil Cooler Kit (with Hand Throttle)	400	\$3,549.00
V4492	68 Gallon Liquid Tank w/Spray Wand & 50' Hose Reel	148	\$1,746.00
V4494	Rear Spray Nozzle Kit for V4492 (Optional)	10	\$464.00
V4495	Hydraulic Oil Cooler Kit (RTV1140CPX)	25	\$1,334.00
V4496	Dust Suppression Kit for Rotary Sweeper w/ Nozzle And Deflector (requires V4492)	30	\$289.00
V4497	Engine Hand Throttle Kit for RTV1140CPX	10	\$140.00
V4208A	① 72" Standard Snow Blade 30° manual angle and electric lift	300	\$1,781.00
V4207	Hydraulic Angle Kit for V4208A Requires V4297 Hose Extension Kit	22	\$613.00
V4297	Hydraulic Hose Extension Kit	2	\$175.00

① Requires V4209 or V4219 HD Struts or Springs.

RTV1140 Implements & Attachments

ORDER CODE	DESCRIPTION		APPROX. SHIP WT.	SUGGESTED LIST PRICE
V4290	①②	72" Heavy Duty Commercial Straight Blade Requires V4489 Quick Hitch, V4203 or V4204 Control Kit	350	\$1,509.00
V4291	①②	72" Heavy Duty Commercial V-blade Requires V4489 Quick Hitch and V4204 Control Kit	350	\$2,434.00
V4489		Quick Hitch for V4290, V4291, V4491	90	\$793.00
V4289	*	Quick Hitch - superseded by V4489	65	\$726.00
V4384		ROPS Organizer – Black polyester	5	\$44.00
V4499	*	Hitch Conversion Kit	16	\$158.00
V4203		Deluxe 2-function Hydraulic Control Kit	52	\$1,920.00
V4204		Deluxe 3-function Hydraulic Control Kit	55	\$2,245.00
V4205		Hydraulic Control Conversion Kit Converts 2-function into 3-function control	10	\$324.00
V4304		Hydraulic Removal Kit (Allows removal of hydraulics from V4289 Quick Hitch)	2	\$66.00
V4495		Hydraulic Oil Cooler Kit (includes hand throttle cable)	50	\$1,334.00
B2776		72" rubber Cutting Edge (for V4290)	60	\$243.00
		70000-04062 Cutting Edge Replacement for V4290	(Order from Parts Department)	
		79700-00970 Rubber Deflector Replacement for V4290	(Order from Parts Department)	
RTV TIRES				
ARTV4205		Turf Tire and Rim, 23 x 10.5 - 12, 4-ply	40	\$126.00
ARTV4203		Heavy Duty Worksite Tire and Rim, 25 x 10 - 12, 6-ply	42	\$187.00
ARTV4201		Front ATV Tire and Rim, 25 x 10 - 12, 6-ply	35	\$126.00
ARTV4202		Rear ATV Tire and Rim, 25 x 11 - 12, 6-ply	40	\$126.00
ALLOY WHEELS (Not mounted with tire; lug bolts and center cap included)				
V4301	*	5-spoke Alloy Wheel (Old SE, 35 th Anniversary version)	12	\$116.00
“S” PACKAGE ALLOY WHEEL/TIRE COMBINATION				
ARTV4213	③	“S” Package Alloy Wheel with Heavy Duty Worksite Tire	45	\$268.00
ARTV4211R	③	“S” Package Alloy Wheel with ATV Tire, Front Passenger	45	\$237.00
ARTV4211L	③	“S” Package Alloy Wheel with ATV Tire, Front Driver	45	\$237.00
ARTV4212R	③	“S” Package Alloy Wheel with ATV Tire, Rear Passenger	45	\$237.00
ARTV4212L	③	“S” Package Alloy Wheel with ATV Tire, Rear Driver	45	\$237.00
V4302		Hardware Kit (1 Center Cup and 5 Lug Bolts)		\$25.00

* Subject to availability.

① Requires V4209 or V4219 HD Struts or Springs.

② Not compatible with V4478/V4487 Warn Winch Kit and requires removal of front guard.

③ Requires V4302 Hardware Kit

RTV1140 Implements & Attachments

ORDER CODE	DESCRIPTION	APPROX. SHIP WT.	SUGGESTED LIST PRICE
REPLACEMENT ROPS			
SFRTV-11	Replacement ROPS	95	\$500.00
BLOCK HEATER			
	70000-17552 Block Heater	(Order from Parts Dept)	
SPREADERS (shipped freight collect from manufacturer)			
V4401	Salt Spreader, 3 cu ft Requires V4406	100	\$1,118.00
V4403	Seed/Fertilizer Spreader, 3 cu ft Requires V4406	100	\$1,577.00
V4406	Controller/Mount Kit	100	\$536.00

This page intentionally left blank.

RTV1100CW/RWX (with Sliding Windows)

*** EQUIPMENT IN STANDARD MACHINE ***

DIESEL ENGINE

Model Kubota 1105-E2-UV
3 Cyl. 68.5 cu in
+24.8 Gross Eng HP
@3000 rpm
75 Amp Alternator

TRANSMISSION

VHT Plus
Variable Hydro Transmission
Forward Speeds:
 Low 0 - 8 mph
 Medium 0 - 15 mph
 High 0 - 25 mph
 Reverse 0 - 10 mph
Rear differential lock
Hand Throttle

HYDRAULICS

Hydrostatic Power Steering
Hydraulic Cargo Bed Lift

FLUID CAPACITY

Fuel Tank	7.9 gal
Cooling	5.5 qts
Crankcase	4.0 qts
Transmission	3.2 gal
Brake Fluid	.92 qts

+ Manufacturer Estimate

TIRES AND WHEELS

ATV: Front 25 x 10 - 12, 6 ply
Rear 25 x 11 - 12, 6 ply
HDWS: Front 25 x 10 - 12, 6 ply
Rear 25 x 10 - 12, 6 ply
TURF: Front 25 x 12 - 12, 4 ply
Rear 25 x 12 - 12, 4 ply

DIMENSIONS

Width 66.5 in
Height 82.8 in
Length 128.4 in
Wheelbase 77.4 in
Tow Capacity 1300 lbs

CARGO BOX

Width 52 in
Length 46.7 in
Depth 11.4 in
Load Capacity 1102 lbs
Vol. Capacity 16 cu ft

Factory spray-on bedliner available
on WXL and RXL models only

OPERATING FEATURES

Hydrostatic Power Steering
VHT Plus Transmission
Independent Front Suspension
Semi-independent Rear Suspension
Fully-sealed 4-wheel wet disc brakes

SAFETY & CONVENIENCE

Fully-enclosed Factory Cabin with sliding windows in doors
2" Hitch Receiver - Front and Rear
Front Guard - Black
Unitized Cab and Chassis Frame
Standard A/C, Heater and Defogger
Windshield Wiper and Inside Rear View Mirror
OSHA 1928.52 ROPS and seat belts
Spark Arrestor Muffler
Standard Deluxe Gray Vinyl Seats and Headrests
Large underseat storage area
Pre-wired for stereo with standard speakers in headliner
NOTE: Driver's door "Vent-open" latch deleted on sliding window models.

RTV1100CWX/RWX (with Sliding Windows)

ORDER CODE	DESCRIPTION	APPROX. SHIP WT.	SUGGESTED LIST PRICE
*** STANDARD MACHINE ***			
RTV1100CWX-H	Utility Vehicle - Orange with Heavy Duty Work Site Tires	1700	\$20,539.00
RTV1100CWXL-H	Utility Vehicle - Orange with Heavy Duty Work Site Tires and spray-on bedliner	1700	\$20,822.00
RTV1100CWXS-H*	Utility Vehicle - Orange with Heavy Duty Work Site Tires, spray-on bedliner, and V4301 Alloy Wheels	1700	\$20,215.00
RTV1100CWX-A	Utility Vehicle - Orange with ATV Tires	1700	\$20,333.00
RTV1100CWXL-A	Utility Vehicle - Orange with ATV Tires and spray-on bedliner	1700	\$20,616.00
RTV1100CWXS-A*	Utility Vehicle - Orange with ATV Tires, spray-on bedliner, and V4301 Alloy Wheels	1700	\$20,015.00
RTV1100CWX-T	Utility Vehicle - Orange with Turf Tires	1650	\$20,436.00
RTV1100CRX-H	Utility Vehicle - RealTree® Camo with Heavy Duty Work Site Tires	1600	\$21,311.00
RTV1100CRXL-H	Utility Vehicle - RealTree® Camo with Heavy Duty Work Site Tires and spray-on bedliner	1600	\$21,594.00
RTV1100CRX-A	Utility Vehicle - RealTree® Camo with ATV Tires	1600	\$21,105.00
RTV1100CRXL-A	Utility Vehicle - RealTree® Camo with ATV Tires, and spray-on bedliner	1600	\$21,388.00

* Subject to availability.

RTV1100CW9/RW9 (with Fixed, Non-sliding Windows)

*** EQUIPMENT IN STANDARD MACHINE ***

DIESEL ENGINE

Model Kubota 1105-E2-UV
3 Cyl. 68.5 cu in
+24.8 Gross Eng HP
@3000 rpm
75 Amp Alternator

TRANSMISSION

VHT Plus
Variable Hydro Transmission
Forward Speeds:
Low 0 - 8 mph
Medium 0 - 15 mph
High 0 - 25 mph
Reverse 0 - 10 mph
Rear differential lock
Hand Throttle

HYDRAULICS

Hydrostatic Power Steering
Hydraulic Cargo Bed Lift

FLUID CAPACITY

Fuel Tank 7.9 gal
Cooling 5.5 qts
Crankcase 4.0 qts
Transmission 3.2 gal
Brake Fluid .92 qts

TIRES AND WHEELS

ATV: Front 25 x 10 - 12, 6 ply
Rear 25 x 11 - 12, 6 ply
HDWS: Front 25 x 10 - 12, 6 ply
Rear 25 x 10 - 12, 6 ply
TURF: Front 25 x 12 - 12, 4 ply
Rear 25 x 12 - 12, 4 ply

DIMENSIONS

Width 66.5 in
Height 82.8 in
Length 128.4 in
Wheelbase 77.4 in
Tow Capacity 1300 lbs

CARGO BOX

Width 52 in
Length 46.7 in
Depth 11.4 in
Load Capacity 1102 lbs
Vol. Capacity 16 cu ft

Factory spray-on bedliner available
on W9L and R9L models only
+ Manufacturer Estimate

OPERATING FEATURES

Hydrostatic Power Steering
VHT Transmission
Independent Front Suspension
Semi-independent Rear Suspension
Fully-sealed 4-wheel wet disc brakes

SAFETY & CONVENIENCE

Fully-enclosed Factory Cabin with
fixed windows in doors
2" Hitch Receiver - Front and Rear
Front Guard - Black
Unitized Cab and Chassis Frame
Standard A/C, Heater and Defogger
Windshield Wiper and Inside Rear
View Mirror
Windshield and Driver's Door lock in
open position
OSHA 1928.52 ROPS and seat belts
Spark Arrestor Muffler
Standard headrests and durable cloth
seats (pre-Feb. 2010 production)
Deluxe Gray Vinyl Seats and Headrests
(Feb. 2010 production)
Large underseat storage area
Pre-wired for stereo with standard speakers
in headliner

ORDER CODE	DESCRIPTION	APPROX. SHIP WT.	SUGGESTED LIST PRICE
---------------	-------------	---------------------	-------------------------

*** STANDARD MACHINE ***

RTV1100CW9-H *	Utility Vehicle - Orange with Heavy Duty Work Site Tires	2469	\$18,950.00
RTV1100CW9L-H *	Utility Vehicle - Orange with Heavy Duty Work Site Tires and spray-on bedliner	2479	\$19,225.00
RTV1100CW9-A *	Utility Vehicle - Orange with ATV Tires	2469	\$18,750.00
RTV1100CW9L-A *	Utility Vehicle - Orange with ATV Tires and spray-on bedliner	2479	\$19,025.00
RTV1100CW9-T *	Utility Vehicle - Orange with Turf Tires	2469	\$18,850.00
RTV1100CR9-H *	Utility Vehicle - RealTree® Camo with Heavy Duty Work Site Tires	2469	\$19,700.00
RTV1100CR9L-H *	Utility Vehicle - RealTree® Camo with Heavy Duty Work Site Tires and spray-on bedliner	2479	\$19,975.00
RTV1100CR9-A *	Utility Vehicle - RealTree® Camo with ATV Tires	2469	\$19,500.00
RTV1100CR9L-A *	Utility Vehicle - RealTree® Camo with ATV Tires, and spray-on bedliner	2479	\$19,775.00

* Subject to availability.

RTV1100 Implements and Attachments

ORDER CODE		DESCRIPTION	APPROX. SHIP WT.	SUGGESTED LIST PRICE
IN-CAB ACCESSORIES				
E9299	①	AM/FM Radio with MP3 Port and 7-Channel Weather Band	4	\$310.00
E9276B	①	AM/FM Radio CD/MP3 Player with 7-Channel Weather Band	4	\$440.00
V4286A		Sunvisors (2)	2	\$129.00
EXTERIOR				
V4294		Sliding Window Door Kit, Driver Side, Orange	168	\$588.00
V4295		Sliding Window Door Kit, Passenger Side, Orange	168	\$588.00
V4296		Sliding Window Door Kit, Driver Side, Realtree® Camo	172	\$639.00
V4298		Sliding Window Door Kit, Passenger Side, Realtree® Camo	172	\$639.00
V4232		Back-up Alarm	2	\$137.00
V4258		Rear Utility Screen	20	\$232.00
V4276		High Position Air Intake Kit	15	\$233.00
V4236		Mud Guard -- Front	4	\$30.00
V4229		Plastic Bed Liner (Order Qty = 3; price per liner)	33	\$201.00
V4227		Tail Lamp Guards	4	\$124.00
V4359		Rearview Mirror (1) - Door Mount	5	\$52.00
V4404		Extended Engine Oil Dipstick	1	\$114.00
V4382		Storage Cover - Dark Gray (Water resistant polyester)	5	\$92.00
LIGHTS				
V4282		Work Lights, Front (Two)	7	\$158.00
V4283		Work Lights, Rear (One)	3	\$111.00
V4218A		Strobe Light (One), requires V4284	3	\$176.00
V4284		Strobe Light Bracket	5	\$70.00
V4257		Turn Signals/Hazard Lights	2	\$188.00
RAPID ACCESS CARGO (RAC) SYSTEM				
V4411		Full RAC Structure	85	\$823.00
V4412		Half RAC Structure	57	\$514.00
V4415		Extender Basket --Includes cargo net	23	\$319.00
V4417	②	Full Clip Basket -- Includes cargo net	19	\$216.00
V4416	②	Half Clip Basket -- Includes cargo net	15	\$185.00
V4418	②	Long Handle Tool Carrier	4	\$144.00
V4419	②	String Trimmer Holder	4	\$102.00
V4421	②	Backpack Rack (Backpack not included)	4	\$102.00
V4422	②	Cooler/Bucket Cruiser (Cooler/Bucket not included)	4	\$82.00
BLOCK HEATER				
		70000-17552 Block Heater	(Order from Parts Department)	

① Radios have a 2-year warranty.

② Requires V4411 Full RAC Structure or V4412 Half RAC Structure.

RTV1100 Implements and Attachments

ORDER CODE	DESCRIPTION	APPROX. SHIP WT.	SUGGESTED LIST PRICE
SPREADERS (shipped freight collect from vendor)			
V4405	Cargo Box salt/sand spreader (10.0 cu ft capacity, electric, auger drive, removable spinner)	372	\$4,325.00
V4407	Spreader Control Tube for V4405		\$225.00
V4401	Salt Spreader, 3 cu ft, Requires V4406	100	\$1,118.00
V4403	Seed/Fertilizer Spreader, 3 cu ft Requires V4406 Controller/Mount Kit	100	\$1,577.00
V4406	Controller/Mount Kit for V4401/V4403	100	\$536.00
ROTARY SWEEPER AND SNOW BLADES & ATTACHMENTS			
V4491	Hydraulic Rotary Sweeper, 60" Requires V4489 Quick Hitch, V4204 Deluxe 3-function Hydraulic Control Kit, V4493 Hydraulic Oil Cooler Kit, V4241 Engine Hand Throttle Kit (replaces existing Hand Throttle Kit)	400	\$3,549.00
V4492	68 Gallon Liquid Tank w/Spray Wand and 50' Hose Reel	148	\$1,746.00
V4494	Rear Spray Nozzle Kit for V4492 (optional)	10	\$464.00
V4493	Hydraulic Oil Cooler Kit (RTV900/1100)	25	\$1,386.00
V4496	Dust Suppression Kit for Rotary Sweeper w/Nozzle and Deflector (requires V4492)	30	\$289.00
V4208A	Snow Standard Blade (72 inches) 30° Manual angle and electric lift	300	\$1,781.00
V4207	Snow Blade Hyd. Angle Kit for V4208	22	\$613.00
V4285A	Snow Blade Mounting & Harness Kit (Required for V4208 on RTV1100)	17	\$268.00
V4297	Hydraulic Hose Extensions (Required for V4207)	2	\$175.00
V4290	①② 72" HD Commercial Straight Blade Requires V4289 Quick Hitch and V4203 or V4204 Control Kits)	350	\$1,509.00
V4291	①② 72" HD Commercial V-blade Requires V4289 Quick Hitch and V4204 Control Kits)	350	\$2,434.00
V4489	Quick Hitch for V4290, V4291, V4491	90	\$793.00
V4289	* Quick Hitch - superseded by V4489	65	\$726.00
V4304	Hydraulic Removal Kit	2	\$66.00
V4203	Deluxe 2-Function Hydraulic Control Kit	52	\$1,920.00
V4204	Deluxe 3-Function Hydraulic Control Kit	55	\$2,245.00
V4205	Hyd. Control Conversion Kit Converts 2-function to 3-function control	10	\$324.00

① Not for use with RTV1100s with Turf Tires.

② Front Grille Guard must be removed. Not compatible with V4278 Winch.

RTV1100 Implements and Attachments

ORDER CODE	DESCRIPTION	APPROX. SHIP WT.	SUGGESTED LIST PRICE
V4241	Engine Hand Throttle Kit (replaces Standard Hand Throttle for V4491 application only)	2	\$73.00
B2776	72" Rubber Cutting Edge (for V4290)	60	\$243.00
	70060-04062 Cutting Edge Replacement for V4290	(Order from Parts Department)	
	77700-00970 Rubber Deflector Replacement for V4290	(Order from Parts Department)	
TOWING ACCESSORIES			
V4349	2" Trailer Hitch and Pin -- Straight (CW9, CW9L, CR9, CR9L, CWX, CWXL, CRX, CRXL Models)	6	\$31.00
WINCHES			
V4278	②③ Warn Winch Kit -- 3.0RT w/ Remote	26	\$618.00
V4288	Winch Mounting Kit -- Required for RTV1100 (CW and CR Models)	6	\$89.00
V4288A	Winch Mounting Kit -- Required for RTV1100 (CW9, CW9L, CR9, CR9L, CWX, CWXL, CRX, CRXL Models)	6	\$89.00
TIRES & RIMS			
ARTV4204	Tire & Rim -- Knobby, 25 x 10 - 12, 6-Ply	37	\$126.00
ARTV4205	Tire & Rim -- Turf, 23 x 10.5 - 12, 4-Ply	40	\$126.00
ARTV4203	Tire & Rim -- HD Worksite, 25 x 10 - 12, 6 Ply	42	\$187.00
ARTV4201	Tire & Rim -- Front ATV, 25 x 10 - 12, 6 Ply	35	\$126.00
ARTV4202	Tire & Rim -- Rear ATV, 25 x 11 - 12, 6 Ply	40	\$126.00
ARTV4206	Tire & Rim -- Turf, 25 x 12 - 12, 4 Ply	44	\$150.00
ALLOY WHEELS (Not mounted with tire; lug bolts and center cap included.)			
V4301*	5-Spoke Alloy Wheel (Old SE, 35th Anniversary model) Fits all RTV900/RTV1100/RTV1140 models	12	\$116.00
"S" PACKAGE ALLOY WHEEL/TIRE COMBINATION			
ARTV4213	① "S" Package Alloy Wheel with Heavy Duty Worksite Tire	45	\$268.00
ARTV4211R	① "S" Package Alloy Wheel with ATV Tire, Front Passenger	45	\$237.00
ARTV4211L	① "S" Package Alloy Wheel with ATV Tire, Front Driver	45	\$237.00
ARTV4212R	① "S" Package Alloy Wheel with ATV Tire, Rear Passenger	45	\$237.00
ARTV4212L	① "S" Package Alloy Wheel with ATV Tire, Rear Driver	45	\$237.00
V4302	Hardware Kit (1 Center Cup and 5 Lug Bolts)		\$25.00

* Subject to availability.

① Requires V4302 Hardware Kit

② Winch kit does not include mounting hardware, V4288A kit required.

③ V4290/V4291 HD Commercial Blades not compatible with V4278 Winch on RTV1100.

Replacement Engines

REPLACEMENT ENGINES UTILITY VEHICLES

ORDER CODE	DESCRIPTION	APPROX. SHIP WT.	SUGGESTED LIST PRICE
<u>TIER IV</u>			
D902E3UV	Replacement engine for RTV900	240	\$3,553.00
D1105E3UV	Replacement engine for RTV1100	240	\$3,983.00
D1105E3UV2	Replacement engine for RTV1140CPX	240	\$3,983.00
GZ460FE3UV	Replacement engine for RTV500		\$3,938.00
TBA	Replacement engine for RTV400Ci		TBA

This page intentionally left blank.

COMPACT TRACK LOADERS

WHOLEGOODS PRICE LIST EFFECTIVE MARCH 1, 2013

Please replace all pages of this section of the current price book. These pages are a complete revision of this section. All prices are effective as of March 1, 2013.

COMPACT TRACK LOADERS

This page intentionally left blank.

COMPACT TRACK LOADERS

ORDER CODE	DESCRIPTION	GROSS HP	SUGGESTED LIST PRICE
14-5	SVL75	74.3	\$48,810.00
14-11	SVL75-2	74.3	\$54,400.00
14-18	SVL90-2	92	\$63,990.00

COMPACT TRACK LOADERS

This page intentionally left blank.

SVL75

SVL75 Compact Track Loader

FEATURES

Vertical Lift Path Loader Frame
Standard Front Quick Coupler, Float Standard
Hydraulic Quick Coupler Option
Loader Arm Self-Leveling
Loader Boom Lock
Open ROPS & Air Conditioned ROPS/FOPS Cab Models
High Back, Adjustable, Vinyl, Suspension Seat
2" Retractable Seat Belt And 2-Piece Seat Bar
12V Electric Outlet
18.8 Gpm Auxiliary Hydraulics
Direct To Tank Return Line
Rigid Mounted Undercarriage, 4 Lower Track Rollers
Rubber Tracks, 12.6" Standard, 15" Optional
Two Speed Travel System
Automatic Wet Disk Parking Brake
Kubota 4 Hydraulic Pump Load Sensing System
2 Gear, 2 Variable Displacement Pumps
Hydraulic Joystick Controls
ISO Operating Pattern
Hand And Foot Throttle Controls
Stall Guard Engine Control
Automatic Glow Plugs
Key Switch Stop System
Self Bleed Fuel System
2 Front And 2 Rear Working Lights
Hour Meter, Engine Temperature And Fuel
Gauges And Warning Lights
Horn And Backup Alarm
Lockable Fuel Cap

BASIC UNITS

SVL75, 12.6" Rubber Tracks, Open ROPS/FOPS Cab
Mechanical Quick Coupler
SVL75H, 12.6" Rubber Tracks, Open ROPS/FOPS Cab
Hydraulic Quick Coupler
SVL75W, 15.0" Rubber Tracks, Open ROPS/FOPS Cab
Mechanical Quick Coupler
SVL75HW, 15.0" Rubber Tracks, Open ROPS/FOPS Cab
Hydraulic Quick Coupler
SVL75C, 12.6" Rubber Tracks, A/C ROPS/FOPS Cab
Mechanical Quick Coupler
SVL75HC, 12.6" Rubber Tracks, A/C ROPS/FOPS Cab
Hydraulic Quick Coupler
SVL75WC, 15.0" Rubber Tracks, A/C ROPS/FOPS Cab
Mechanical Quick Coupler
SVL75HWC, 15.0" Rubber Tracks, A/C ROPS/FOPS Cab
Hydraulic Quick Coupler

ENGINE

V3307 Kubota DIT-ETVCS Interim Tier 4 Diesel Engine
4 Cylinder, 4 Cycle, Turbo Charged
74.3 Gross HP @ 2400 rpm

DIMENSIONS

Cab Height.....	82.0"
Width (without attachment)	66.0"
Width with wide track option (without attachment).....	68.5"
Length (without attachment)	109.0"
Length of Track on Ground.....	56.5"

OPERATIONAL DIMENSIONS

Operating Weight*, SVL75H, 12.6" Rubber Tracks, Open ROPS/FOPS Cab, Mechanical Quick Coupler	9,040 lbs.
Rated Operating Capacity (@ 35% of Tipping Load)	2,300 lbs.
<i>Rated Operating Capacity (ROC) @ 35% of Tipping Load complies with ISO 14397-1 and SAE J 818 for crawler loaders</i>	
Rated Operating Capacity (ROC) @ 50% of Tipping Load	3,285 lbs.
Tipping Load	6,570 lbs.
Auxiliary Hydraulics Flow	18.8 gpm
Travel Speed (Low / High).....	4.7 / 5.1 mph
Reach @ Maximum Height	41.7"
Height to Hinge Pin	119.1"
Ground Pressure	5.6 psi.
Traction Force	9,678 lbf.

* Includes operator's weight, 175 lbs.

SVL75

HOW TO SELECT AN SVL75 Compact Track Loader (Sample Order Information Page)

Below are examples of a complete SVL75 order. To submit your order, please select the Basic Unit Model that you desire from Part 1. Then select the attachments from Parts 2 and 3 needed to complete your order.

STEP 1)	Select from Part 1 the Basic Unit that fits your needs. For example, choose a SVL75 and get: Base Model, rubber tracks, open ROPS/FOPS cab, and a mechanical quick coupler.
STEP 2)	Select from Parts 2 and 3 the attachments necessary to make the unit a complete machine. Choose buckets and bolt-on edges, accessories, or a hydraulic breaker. Parts items are available in Part 4.

(SAMPLE ORDER)

ORDER CODE	DESCRIPTION	APPROX. WEIGHT	SUGGESTED LIST PRICE
STANDARD UNIT SVL75 COMPLETE ORDER AND PRICE			
BASIC UNIT:			
SVL75	COMPACT TRACK LOADER BASIC UNIT	8864	\$48,810.00
With:	12.6" Rubber Tracks Open ROPS/FOPS Cab Mechanical Quick Coupler		
ATTACHMENTS:			
S6602	68" low profile standard floor bucket with teeth and bolt-on side cutters	500	\$1,460.00
S6621	48" Pallet Forks	385	\$1,137.00
			<u>\$51,407.00</u>
STANDARD UNIT SVL75HWC COMPLETE ORDER AND PRICE			
BASIC UNIT:			
SVL75HWC	COMPACT TRACK LOADER BASIC UNIT	9272	\$56,500.00
With:	15.0" Wide Rubber Tracks A/C ROPS/FOPS Cab Hydraulic Quick Coupler		
ATTACHMENTS:			
S6622	72" 4 in 1 Bucket	910	\$4,117.00
S6632	Bolt-On-Cutting Edge	120	\$293.00
S6621	48" Pallet Forks	385	\$1,137.00
			<u>\$62,047.00</u>

SVL75

ORDER CODE	DESCRIPTION	APPROX. WEIGHT	SUGGESTED LIST PRICE
PART 1	MODEL SVL75 BASIC UNITS		
SVL75 With:	COMPACT TRACK LOADER BASIC UNIT 12.6" Rubber Tracks, Open ROPS/FOPS Cab Mechanical Quick Coupler	8864	\$48,810.00
SVL75H With:	COMPACT TRACK LOADER BASIC UNIT 12.6" Rubber Tracks, Open ROPS/FOPS Cab Hydraulic Quick Coupler	8908	\$50,110.00
SVL75W With:	COMPACT TRACK LOADER BASIC UNIT 15.0" Rubber Tracks, Open ROPS/FOPS Cab Mechanical Quick Coupler	8952	\$50,230.00
SVL75HW With:	COMPACT TRACK LOADER BASIC UNIT 15.0" Rubber Tracks, Open ROPS/FOPS Cab Hydraulic Quick Coupler	8996	\$51,530.00
SVL75C With:	COMPACT TRACK LOADER BASIC UNIT 12.6" Rubber Tracks, A/C ROPS/FOPS Cab Mechanical Quick Coupler	9140	\$53,780.00
SVL75HC With:	COMPACT TRACK LOADER BASIC UNIT 12.6" Rubber Tracks, A/C ROPS/FOPS Cab Hydraulic Quick Coupler	9184	\$55,080.00
SVL75WC With:	COMPACT TRACK LOADER BASIC UNIT 15.0" Rubber Tracks, A/C ROPS/FOPS Cab Mechanical Quick Coupler	9228	\$55,200.00
SVL75HWC With:	COMPACT TRACK LOADER BASIC UNIT 15.0" Rubber Tracks, A/C ROPS/FOPS Cab Hydraulic Quick Coupler	9272	\$56,500.00
PART 2	BUCKETS		
	QUICK ATTACH BUCKETS		
S6602	68" Low Profile, Standard Floor, Teeth, Side Cutter, 14.3 cu-ft heaped capacity	500	\$1,460.00
S6603	68" Low Profile, Standard Floor, Cutting Edge, Side Cutter, 14.3 cu-ft heaped capacity	450	\$1,460.00
S6601	68" Low Profile, Long Floor, Teeth, Side Cutter, 17.8 cu-ft heaped capacity	565	\$1,517.00
S6611	68" Low Profile, Long Floor, Cutting Edge, Side Cutter, 17.8 cu-ft heaped capacity	515	\$1,518.00
S6615	72" Low Profile, Standard Floor, Teeth, Side Cutter, 15.2 cu-ft heaped capacity	530	\$1,629.00

SVL75

ORDER CODE	DESCRIPTION	APPROX. WEIGHT	SUGGESTED LIST PRICE
PART 2	BUCKETS (Continued)		
S6614	72" Low Profile, Standard Floor, Cutting Edge, Side Cutter, 15.2 cu-ft heaped capacity	473	\$1,691.00
S6613	72" Low Profile, Long Floor, Teeth, Side Cutter 18.9 cu-ft heaped capacity	590	\$1,745.00
S6612	72" Low Profile, Long Floor, Cutting Edge, Side Cutter, 18.9 cu-ft heaped capacity	533	\$1,807.00
S6622	72" 4 in 1 Bucket, no BOE nor Side Cutter Recommend use of S6689 Hose Stay	910	\$4,117.00
S6625	72" Utility Scrap Grapple, Bolt-on Edge optional Recommend use of S6689 Hose Stay	955	\$4,052.00
S6631	Bolt-On Cutting Edge for 68" Bucket Includes Mounting Hardware	112	\$282.00
S6632	Bolt-On Cutting Edge for 72" Bucket Includes Mounting Hardware	120	\$293.00
S6634	Side Cutter for All 68", 72", 80" Buckets, Set of 2 Includes Mounting Hardware	18	\$65.00
S6642	72" Spill Guard 4-N-1 Bucket	30	\$131.00
PART 3	ATTACHMENTS		
S6621	48" Pallet Forks Complete with Frame	385	\$1,137.00
S6691	Roof Mounted Water Tank Includes Mounting Hardware, Frame, Tank, 12V Pump and Wiring Harness	65	\$1,400.00
KXB560Q	HYDRAULIC BREAKER Includes manual, side plates, onemoil point and one chisel point. Requires a S6693 hose kit, S6692 mount bracket, and S6686 Special Application Door	820	\$11,877.00
S6693	HYDRAULIC BREAKER HOSE KIT K482S04	7	\$618.00
S6692	HYDRAULIC BREAKER BRACKET Required for KXB560Q Hydraulic Breakers	175	\$1,340.00
S6686	SPECIAL APPLICATION DOOR FOR ROPS MODELS With frame and wiper, to be used with ROPS models only with swing-door style opening. Made from polycarbonate. Required when using a hydraulic breaker and recommended when using a rotary cutter or mowers and mulchers. Can still be used in combination with S6682, S6683, S8884, S6685, and S6687	135	\$3,000.00
S6658	SPECIAL APPLICATION DOOR FOR CAB MODELS With frame and wiper, to be used with Enclosed Cab models only with tilt-up style door opening. Made from polycarbonate. Required when using a hydraulic breaker and recommended when using a rotary cutter or mowers and mulchers.	170	\$2,950.00

SVL75

ORDER CODE	DESCRIPTION	APPROX. WEIGHT	SUGGESTED LIST PRICE
PART 3	ATTACHMENTS (Continued)		
K7773	ACCUMULATOR CHARGE KIT Required for hydraulic breaker maintenance only, one kit for servicing all breakers.	5	\$985.00
	REPLACEMENT CAB/ROPS Complete package that is direct-fit to the main frame mounting points. Hydraulic hoses ready to fit into main manifold. Includes standard suspension seat and new "bolt-on" style grab handles. Lift-Assist gas struts are not included.		
S6653	Replacement Cab/ROPS for SVL75C, SVL75WC	704	\$11,500.00
S6645	Replacement Cab/ROPS for SVL75HC, SVL75HWC	704	\$11,500.00
S6652	Replacement Cab/ROPS for SVL75, SVL75W	704	\$7,550.00
S6644	Replacement Cab/ROPS for SVL75H, SVL75HW	704	\$7,550.00
PART 4	ACCESSORIES		
K9926	RETRACTABLE SEAT BELT OPTION (3" WIDE) As required in some states for OSHA compliance.	3	\$80.00
S6679	Air Ride Seat Suspension Kit	55	\$515.00
S6677	Red Tail Light Kit	3	\$217.00
S6676	Strobe Light Kit	3	\$196.00
S6678	Rotating Beacon Light Kit	3	\$361.00
S6641	Rearview Mirror includes Mounting Bracket & Hardware		\$21.00
S6675	Spark Arrestor Muffler Requires S6688 heat insulation kit.	50	\$900.00
S6688	Heat Insulation Kit Required for S6675 installations	2.5	\$137.00
S6689	Hose Stay – (Group attachment hoses together at Loader frame base) Recommend for use with: Brush Grapple, Scrap Grapple, Hopper Sweeper, 4-in-1 bucket, and Tilt Attach	3	\$70.00
	ENCLOSURE KITS (for ROPS Models Only)		
S6681	Door Kit with Frame and Wiper	170	\$1,665.00
S6682	Sliding Side Window Kit	170	\$795.00
S6683	Heater Kit	16	\$611.00
S6684	Windshield Washer Kit	5	\$140.00
S6685	Circulation Fan Kit	25	\$152.00
S6687	Mounting Bracket for Magnetic Base	3	\$60.00

SVL75

PART 5

V0511-97010	Available from Parts 14 Pin Attachment Coupler Kit
V0511-97020	Engine Bonnet Lock Kit
V0511-97030	Radiator Screen Kit
70000-73274	Engine Block Heater

PART 6

APPROVED ALLIED ATTACHMENTS

MANUFACTURER NUMBER		CONTACT:
113688	Trencher Std Flow, Model 625 w/36" Boom, 6" cup type Teeth, TES chain	Bradco 503 Gay Street Delhi, IA 52223 (800) 922-2981 Fax (319) 922-2700
113689	Trencher Std Flow, model 625 with 48" boom, 6" cup type Teeth, TES chain	
113440	84" Dozer Blade	
113693	Tilt Attach (Recommend use of S6689 Hose Stay)	
113442	72" Rotary Cutter (Std Flow) Gauge Wheels are optional	
MX7H-0174	84" Power Rake MX7H Std. Flow	Harley 503 Gay Street Delhi, IA 52223 (800) 922-2981 Fax (319) 922-2700
100935-E6-0174	66" Tiller (Std Flow) mechanical Offset, 6" tines, optional: Tooth Scarifier p/n: 102072	FFC 503 Gay Street Delhi, IA 52223 (800) 922-2981 Fax (319) 922-2700
11272-0174	72" Utility Brush Grapple (Recommend use of S6689 Hose Stay)	
11378-0174	78" construction Brush Grapple (recommended for SVL90)	
11007E-0174	84" Snow Blower (Std Flow) (recommended for SVL75)	
LAF5796-0174	96" Snow Blade	
20584M-0174	84" Hopper Sweeper (opt: nozzle kit & Gutter Brush) (Recommend use of S6689 Hose Stay)	Sweepster 503 Gay Street Delhi, IA 52223 (800) 922-2981 Fax (319) 922-2700
VRS7M-0174	84" VRS Pick-up Sweepster (opt: nozzle kit & Gutter Brush)	
22084M-0174	84" QC Angle Broom Std Flow (order angle kit separately)	
28-10317	QCSS Hydraulic Angle Kit with LAF9360 for use on 20084M-0174))	
113432	Auger Drive - X1975 2" HEX Drive, incl. mounting frame Rated at 15 – 30 gpm	
		McMillen 503 Gay Street Delhi, IA 52223 (800) 922-2981 Fax (319) 922-2700

For Auger Bit selection, please consult the Paladin catalog, as there is a wide variety of sizes, shapes and applications.

SVL75-2

SVL75-2 Compact Track Loader

FEATURES

Vertical Lift Path Loader Frame
Standard Front Quick Coupler, Float Standard
Hydraulic Quick Coupler Option
Loader Arm Self-Leveling
Loader Boom Lock
Open ROPS & Air Conditioned ROPS/FOPS Cab Models
High Back, Adjustable, Vinyl, Suspension Seat
2" Retractable Seat Belt and 2-Piece Seat Bar
12V Electric Outlet
18.8 Gpm Auxiliary Hydraulics
Direct To Tank Return Line
Rigid Mounted Undercarriage, 4 Lower Track Rollers
Rubber Tracks, 12.6" Standard, 15" Optional
Two Speed Travel System
Automatic Wet Disk Parking Brake
Kubota 4 Hydraulic Pump Load Sensing System
2 Gear, 2 Variable Displacement Pumps
Hydraulic Joystick Controls
ISO Operating Pattern
Hand And Foot Throttle Controls
Electronic Travel Torque Management
Automatic Glow Plugs
Key Switch Stop/Start System
Self Bleed Fuel System
2 Front and 2 Rear Working Lights
Hour Meter, Engine Temperature and Fuel
Gauges and Warning Lights
Horn and Backup Alarm
Lockable Fuel Cap
Bolt On Grab Handles to enter machine

BASIC UNITS

SVL75-2, 12.6" Rubber Tracks, Open ROPS/FOPS Cab
Mechanical Quick Coupler
SVL75-2H, 12.6" Rubber Tracks, Open ROPS/FOPS Cab
Hydraulic Quick Coupler
SVL75-2W, 15.0" Rubber Tracks, Open ROPS/FOPS Cab
Mechanical Quick Coupler
SVL75-2HW, 15.0" Rubber Tracks, Open ROPS/FOPS Cab
Hydraulic Quick Coupler
SVL75-2C, 12.6" Rubber Tracks, A/C ROPS/FOPS Cab
Mechanical Quick Coupler
SVL75-2HC, 12.6" Rubber Tracks, A/C ROPS/FOPS Cab
Hydraulic Quick Coupler
SVL75-2WC, 15.0" Rubber Tracks, A/C ROPS/FOPS Cab
Mechanical Quick Coupler
SVL75-2HWC, 15.0" Rubber Tracks, A/C ROPS/FOPS Cab
Hydraulic Quick Coupler

ENGINE

V3307 Kubota CR-TE4, Interim Tier 4 Diesel Engine
4 Cylinder, 4 Cycle, Turbo Charged
74.3 Gross HP @ 2400 rpm

DIMENSIONS

Cab Height..... 82.0"
Width (without attachment) 66.0"
Width with wide track option (without attachment)..... 68.5"
Length (without attachment) 109.0"
Length of Track on Ground..... 56.5"

OPERATIONAL DIMENSIONS

Operating Weight*, SVL75H, 12.6" Rubber Tracks, Open ROPS/FOPS Cab, Mechanical Quick Coupler 9,040 lbs.
Rated Operating Capacity (@ 35% of Tipping Load) 2,300 lbs.
Rated Operating Capacity (ROC) @ 35% of Tipping Load complies with ISO 14397-1 and SAE J 818 for crawler loaders
Rated Operating Capacity (ROC) @ 50% of Tipping Load 3,285 lbs.
Tipping Load 6,570 lbs.
Auxiliary Hydraulics Flow 18.8 gpm
Travel Speed (Low / High)..... 4.7 / 5.1 mph
Reach @ Maximum Height 41.7"
Height to Hinge Pin 119.1"
Ground Pressure 5.6 psi.
Traction Force 9,678 lbf.

* Includes operator's weight, 175 lbs.

SVL75-2

HOW TO SELECT AN SVL75-2 Compact Track Loader (Sample Order Information Page)

Below are examples of a complete SVL75 order. To submit your order, please select the Basic Unit Model that you desire from Part 1. Then select the attachments from Parts 2 and 3 needed to complete your order.

STEP 1)	Select from Part 1 the Basic Unit that fits your needs. For example, choose a SVL75-2 and get: Base Model, rubber tracks, open ROPS/FOPS cab, and a mechanical quick coupler.
STEP 2)	Select from Parts 2 and 3 the attachments necessary to make the unit a complete machine. Choose buckets and bolt-on edges, accessories, or a hydraulic breaker. Parts items are available in Part 4.

(SAMPLE ORDER)

ORDER CODE	DESCRIPTION	APPROX. WEIGHT	SUGGESTED LIST PRICE
STANDARD UNIT SVL75-2 COMPLETE ORDER AND PRICE			
BASIC UNIT:			
SVL75-2	COMPACT TRACK LOADER BASIC UNIT	8864	\$54,400.00
With:	12.6" Rubber Tracks Open ROPS/FOPS Cab Mechanical Quick Coupler		
ATTACHMENTS:			
S6602	68" low profile standard floor bucket with teeth and bolt-on side cutters	500	\$1,460.00
S6621	48" Pallet Forks	385	\$1,137.00
			<u>\$56,997.00</u>
STANDARD UNIT SVL75H-2WC COMPLETE ORDER AND PRICE			
BASIC UNIT:			
SVL75-2HWC	COMPACT TRACK LOADER BASIC UNIT	9272	\$62,500.00
With:	15.0" Wide Rubber Tracks A/C ROPS/FOPS Cab Hydraulic Quick Coupler		
ATTACHMENTS:			
S6622	72" 4 in 1 Bucket	910	\$4,117.00
S6632	Bolt-On-Cutting Edge	120	\$293.00
S6621	48" Pallet Forks	385	\$1,137.00
			<u>\$68,047.00</u>

SVL75-2

ORDER CODE	DESCRIPTION	APPROX. WEIGHT	SUGGESTED LIST PRICE
PART 1	MODEL SVL75-2 BASIC UNITS		
SVL75-2 With:	COMPACT TRACK LOADER BASIC UNIT 12.6" Rubber Tracks, Open ROPS/FOPS Cab Mechanical Quick Coupler	8864	\$54,400.00
SVL75-2H With:	COMPACT TRACK LOADER BASIC UNIT 12.6" Rubber Tracks, Open ROPS/FOPS Cab Hydraulic Quick Coupler	8908	\$55,900.00
SVL75-2W With:	COMPACT TRACK LOADER BASIC UNIT 15.0" Rubber Tracks, Open ROPS/FOPS Cab Mechanical Quick Coupler	8952	\$55,900.00
SVL75-2HW With:	COMPACT TRACK LOADER BASIC UNIT 15.0" Rubber Tracks, Open ROPS/FOPS Cab Hydraulic Quick Coupler	8996	\$57,400.00
SVL75-2C With:	COMPACT TRACK LOADER BASIC UNIT 12.6" Rubber Tracks, A/C ROPS/FOPS Cab Mechanical Quick Coupler	9140	\$59,500.00
SVL75-2HC With:	COMPACT TRACK LOADER BASIC UNIT 12.6" Rubber Tracks, A/C ROPS/FOPS Cab Hydraulic Quick Coupler	9184	\$61,000.00
SVL75-2WC With:	COMPACT TRACK LOADER BASIC UNIT 15.0" Rubber Tracks, A/C ROPS/FOPS Cab Mechanical Quick Coupler	9228	\$61,000.00
SVL75-2HWC With:	COMPACT TRACK LOADER BASIC UNIT 15.0" Rubber Tracks, A/C ROPS/FOPS Cab Hydraulic Quick Coupler	9272	\$62,500.00
PART 2	BUCKETS QUICK ATTACH BUCKETS		
S6602	68" Low Profile, Standard Floor, Teeth, Side Cutter, 14.3 cu-ft heaped capacity	500	\$1,460.00
S6603	68" Low Profile, Standard Floor, Cutting Edge, Side Cutter, 14.3 cu-ft heaped capacity	450	\$1,460.00
S6601	68" Low Profile, Long Floor, Teeth, Side Cutter, 17.8 cu-ft heaped capacity	565	\$1,517.00
S6611	68" Low Profile, Long Floor, Cutting Edge, Side Cutter, 17.8 cu-ft heaped capacity	515	\$1,518.00
S6615	72" Low Profile, Standard Floor, Teeth, Side Cutter, 15.2 cu-ft heaped capacity	530	\$1,629.00

SVL75-2

ORDER CODE	DESCRIPTION	APPROX. WEIGHT	SUGGESTED LIST PRICE
PART 2	BUCKETS (Continued)		
S6614	72" Low Profile, Standard Floor, Cutting Edge, Side Cutter, 15.2 cu-ft heaped capacity	473	\$1,691.00
S6613	72" Low Profile, Long Floor, Teeth, Side Cutter 18.9 cu-ft heaped capacity	590	\$1,745.00
S6612	72" Low Profile, Long Floor, Cutting Edge, Side Cutter, 18.9 cu-ft heaped capacity	533	\$1,807.00
S6622	72" 4 in 1 Bucket, no BOE nor Side Cutter Recommend use of S6689 Hose Stay	910	\$4,117.00
S6625	72" Utility Scrap Grapple, Bolt-on Edge optional Recommend use of S6689 Hose Stay	955	\$4,052.00
S6631	Bolt-On Cutting Edge for 68" Bucket Includes Mounting Hardware	112	\$282.00
S6632	Bolt-On Cutting Edge for 72" Bucket Includes Mounting Hardware	120	\$293.00
S6634	Side Cutter for All 68", 72", 80" Buckets, Set of 2 Includes Mounting Hardware	18	\$65.00
S6642	72" Spill Guard 4-N-1 Bucket	30	\$131.00
PART 3	ATTACHMENTS		
S6621	48" Pallet Forks Complete with Frame	385	\$1,137.00
S6691	Roof Mounted Water Tank Includes Mounting Hardware, Frame, Tank, 12V Pump and Wiring Harness	65	\$1,400.00
KXB560Q	HYDRAULIC BREAKER Includes manual, side plates, onemoil point and one chisel point. Requires a S6693 hose kit, S6692 mount bracket, and S6686 Special Application Door	820	\$11,877.00
S6693	HYDRAULIC BREAKER HOSE KIT	7	\$618.00
S6692	HYDRAULIC BREAKER BRACKET Required for KXB560Q Hydraulic Breakers	175	\$1,340.00
S6686	SPECIAL APPLICATION DOOR FOR ROPS MODELS With frame and wiper, to be used with ROPS models only with swing-door style opening. Made from polycarbonate. Required when using a hydraulic breaker and recommended when using a rotary cutter or mowers and mulchers Can still be used in combination with S6682, S6683, S8884, S6685, and S6687	135	\$3,000.00
S6658	SPECIAL APPLICATION DOOR FOR CAB MODELS With frame and wiper, to be used with Enclosed Cab models only with tilt-up style door opening. Made from polycarbonate. Required when using a hydraulic breaker and recommended when using a rotary cutter or mowers and mulchers.	170	\$2,950.00

SVL75-2

ORDER CODE	DESCRIPTION	APPROX. WEIGHT	SUGGESTED LIST PRICE
PART 3	ATTACHMENTS (Continued)		
K7773	ACCUMULATOR CHARGE KIT Required for hydraulic breaker maintenance only, one kit for servicing all breakers.	5	\$985.00
	REPLACEMENT CAB/ROPS Complete package that is direct-fit to the main frame mounting points. Hydraulic hoses ready to fit into main manifold. Includes standard suspension seat and new "bolt-on" style grab handles. Lift-Assist gas struts are not included.		
S6653	Replacement Cab/ROPS for SVL75C, SVL75WC	704	\$11,500.00
S6645	Replacement Cab/ROPS for SVL75HC, SVL75HWC	704	\$11,500.00
S6652	Replacement Cab/ROPS for SVL75, SVL75W	704	\$7,550.00
S6644	Replacement Cab/ROPS for SVL75H, SVL75HW	704	\$7,550.00
PART 4	ACCESSORIES		
K9926	RETRACTABLE SEAT BELT OPTION (3" WIDE) As required in some states for OSHA compliance.	3	\$80.00
S6679	Air Ride Seat Suspension Kit	55	\$515.00
S6677	Red Tail Light Kit	3	\$217.00
S6676	Strobe Light Kit	3	\$196.00
S6678	Rotating Beacon Light Kit	3	\$361.00
S6641	Rearview Mirror includes Mounting Bracket & Hardware		\$21.00
S6675	Spark Arrestor Muffler (not required on SVL75-2) Requires S6688 heat insulation kit.	50	\$900.00
S6688	Heat Insulation Kit Required for S6675 installations	2.5	\$137.00
S6689	Hose Stay – (Group attachment hoses together at Loader frame base) Recommend for use with: Brush Grapple, Scrap Grapple, Hopper Sweeper, 4-in-1 bucket, and Tilt Attach	3	\$70.00
	ENCLOSURE KITS (for ROPS Models Only)		
S6681	Door Kit with Frame and Wiper	170	\$1,665.00
S6682	Sliding Side Window Kit	170	\$795.00
S6683	Heater Kit	16	\$611.00
S6684	Windshield Washer Kit	5	\$140.00
S6685	Circulation Fan Kit	25	\$152.00
S6687	Mounting Bracket for Magnetic Base	3	\$60.00

SVL75-2

PART 5

V0511-97010
V0511-97020
V0511-97030
70000-73274

Available from Parts

14 Pin Attachment Coupler Kit
Engine Bonnet Lock Kit
Radiator Screen Kit
Engine Block Heater

PART 6

APPROVED ALLIED ATTACHMENTS

MANUFACTURER NUMBER		CONTACT:
113688	Trencher Std Flow, Model 625 w/36" Boom, 6" cup type Teeth, TES chain	Bradco 503 Gay Street Delhi, IA 52223 (800) 922-2981 Fax (319) 922-2700
113689	Trencher Std Flow, model 625 with 48" boom, 6" cup type Teeth, TES chain	
113440	84" Dozer Blade	
113693	Tilt Attach (Recommend use of S6689 Hose Stay)	
113442	72" Rotary Cutter (Std Flow) Gauge Wheels are optional	
MX7H-0174	84" Power Rake MX7H Std. Flow	Harley 503 Gay Street Delhi, IA 52223 (800) 922-2981 Fax (319) 922-2700
100935-E6-0174	66" Tiller (Std Flow) mechanical Offset, 6" tines, optional: Tooth Scarifier p/n: 102072	FFC 503 Gay Street Delhi, IA 52223 (800) 922-2981 Fax (319) 922-2700
11272-0174	72" Utility Brush Grapple (Recommend use of S6689 Hose Stay)	
11378-0174	78" construction Brush Grapple (recommended for SVL90)	
11007E-0174	84" Snow Blower (Std Flow) (recommended for SVL75)	
LAF5796-0174	96" Snow Blade	
20584M-0174	84" Hopper Sweeper (opt: nozzle kit & Gutter Brush) (Recommend use of S6689 Hose Stay)	Sweepster 503 Gay Street Delhi, IA 52223 (800) 922-2981 Fax (319) 922-2700
VRS7M-0174	84" VRS Pick-up Sweepster (opt: nozzle kit & Gutter Brush)	
22084M-0174	84" QC Angle Broom Std Flow (order angle kit separately)	
28-10317	QCSS Hydraulic Angle Kit with LAF9360 for use on 20084M-0174))	
113432	Auger Drive - X1975 2" HEX Drive, incl. mounting frame Rated at 15 – 30 gpm	
		McMillen 503 Gay Street Delhi, IA 52223 (800) 922-2981 Fax (319) 922-2700

For Auger Bit selection, please consult the Paladin catalog, as there is a wide variety of sizes, shapes and applications.

SVL90-2

SVL90-2 Compact Track Loader

FEATURES

Interim Tier 4 Certified Kubota Diesel Engine
Electronic Travel Torque Management System
Vertical Lift Path Loader Frame
Standard Front Quick Coupler, Float Standard
Hydraulic Quick Coupler Option
Loader Arm Self-Leveling
Loader Boom Lock
Open ROPS/FOPS
Optional enclosed and pressurized cab with A/C
High Back, Adjustable, Vinyl, Suspension Seat
2" Retractable Seat Belt And 2-Piece Seat Bar
12V Electric Outlet
25.1 gpm Auxiliary Hydraulics Standard, 36.5 gpm Option
Direct To Tank Return Line
Rigid Mounted Undercarriage, 5 Lower Track Rollers
Rubber Tracks, 17.7" Standard
Two Speed Travel System
Automatic Wet Disk Parking Brake
Kubota 4 Hydraulic Pump Load Sensing System
1 Gear and 2 Variable Displacement Pumps,
1 additional Gear pump for high flow Option
Hydraulic Joystick Controls
ISO Operating Pattern
Hand And Foot Throttle Controls
Stall Guard Engine Control
Automatic Glow Plugs
Key Switch Stop System
Self Bleed Fuel System
2 Front And 2 Rear Working Lights
Hour Meter, Engine Temperature And Fuel
Gauges And Warning Lights
Horn And Backup Alarm
Lockable Fuel Cap

BASIC UNITS

SVL90-2, 17.7" Rubber Tracks, Open ROPS/FOPS Cab
Mechanical Quick Coupler
SVL90-2H, 17.7" Rubber Tracks, Open ROPS/FOPS Cab
Hydraulic Quick Coupler
SVL90-2F, 17.7" Rubber Tracks, Open ROPS/FOPS Cab
Mechanical Quick Coupler, High Flow Auxiliary Hydraulics
SVL90-2HF, 17.7" Rubber Tracks, Open ROPS/FOPS Cab
Hydraulic Quick Coupler, High Flow Auxiliary Hydraulics
SVL90-2C, 17.7" Rubber Tracks, A/C ROPS/FOPS Cab
Mechanical Quick Coupler
SVL90-2HC, 17.7" Rubber Tracks, A/C ROPS/FOPS Cab
Hydraulic Quick Coupler
SVL90-2FC, 17.7" Rubber Tracks, A/C ROPS/FOPS Cab
Mechanical Quick Coupler, High Flow Auxiliary Hydraulics
SVL90-2HFC, 17.7" Rubber Tracks, A/C ROPS/FOPS Cab
Hydraulic Quick Coupler, High Flow Auxiliary Hydraulics

ENGINE

V3800-CR-TE4 Kubota Interim Tier 4 Diesel Engine
4 Cylinder, 4 Cycle, Turbo Charged
92.0 Gross HP @ 2400 rpm

DIMENSIONS

Cab Height	83.4"
Width (without attachment)	77.0"
Length (without attachment)	117.0"
Length of Track on Ground	65.6"

OPERATIONAL DIMENSIONS

Operating Weight*, SVL90-2H, 17.7" Rubber Tracks, Open ROPS/FOPS Cab, Mechanical Quick Coupler	10,915 lbs.
Rated Operating Capacity (ROC) @ 35% of Tipping Load complies with ISO 14397-1 and SAE J 818)	3,010 lbs.
Rated Operating Capacity (ROC) @ 50% of Tipping Load	4,300 lbs.
Tipping Load	8,600 lbs.
Auxiliary Hydraulics Flow	25.1 / 36.5 gpm
Travel Speed (Low / High)	5.0 / 7.3 mph
Reach @ Maximum Height	40.7"
Height to Hinge Pin	128.9"
Ground Pressure	4.2 psi.
Traction Force	12,178 lbf.

* Includes operator's weight, 175 lbs.

SVL90-2

HOW TO SELECT AN SVL90-2 Compact Track Loader (Sample Order Information Page)

Below are examples of a complete SVL90 order. To submit your order, please select the Basic Unit Model that you desire from Part 1. Then select the attachments from Parts 2 and 3 needed to complete your order.

STEP 1)	Select from Part 1 the Basic Unit that fits your needs. For example, choose a SVL90-2 and get: Base Model, rubber tracks, open ROPS/FOPS cab, and a mechanical quick coupler.
STEP 2)	Select from Parts 2 and 3 the attachments necessary to make the unit a complete machine. Choose buckets and bolt-on edges, accessories, or a hydraulic breaker. Parts items are available in Part 4.

(SAMPLE ORDER)

ORDER CODE	DESCRIPTION	APPROX. WEIGHT	SUGGESTED LIST PRICE
STANDARD UNIT SVL90-2 COMPLETE ORDER AND PRICE			
BASIC UNIT:			
SVL90-2	COMPACT TRACK LOADER BASIC UNIT	10738	\$63,990.00
With:	17.7" Rubber Tracks Open ROPS/FOPS Cab Mechanical Quick Coupler		
ATTACHMENTS:			
S6609	80" low profile standard floor bucket with teeth and bolt-on side cutters	625	\$1,736.00
S6621	48" Pallet Forks	385	\$1,137.00
			<u>\$66,863.00</u>
STANDARD UNIT SVL90-2HC COMPLETE ORDER AND PRICE			
BASIC UNIT:			
SVL90-2HC	COMPACT TRACK LOADER BASIC UNIT	11058	\$70,260.00
With:	17.7" Rubber Tracks A/C ROPS/FOPS Cab Hydraulic Quick Coupler		
ATTACHMENTS:			
S6623	80" 4 in 1 Bucket	965	\$4,332.00
S6633	80" Bolt-On-Cutting Edge	132	\$315.00
S6679	Air Ride Seat Suspension Kit	55	\$515.00
			<u>\$75,422.00</u>

SVL90-2

ORDER CODE	DESCRIPTION	APPROX. WEIGHT	SUGGESTED LIST PRICE
PART 1	MODEL SVL90-2 BASIC UNITS		
SVL90-2	COMPACT TRACK LOADER BASIC UNIT	10738	\$63,990.00
With:	17.7" Rubber Tracks, Open ROPS/FOPS Cab Mechanical Quick Coupler		
SVL90-2H	COMPACT TRACK LOADER BASIC UNIT	10782	\$65,290.00
With:	17.7" Rubber Tracks, Open ROPS/FOPS Cab Hydraulic Quick Coupler		
SVL90-2F	COMPACT TRACK LOADER BASIC UNIT	10738	\$66,295.00
With:	17.7" Rubber Tracks, Open ROPS/FOPS Cab Mechanical Quick Coupler, High Flow Auxiliary Hydraulics		
SVL90-2HF	COMPACT TRACK LOADER BASIC UNIT	10782	\$67,595.00
With:	17.7" Rubber Tracks, Open ROPS/FOPS Cab Hydraulic Quick Coupler, High Flow Auxiliary Hydraulics		
SVL90-2C	COMPACT TRACK LOADER BASIC UNIT	11014	\$68,960.00
With:	17.7" Rubber Tracks, A/C ROPS/FOPS Cab Mechanical Quick Coupler		
SVL90-2HC	COMPACT TRACK LOADER BASIC UNIT	11058	\$70,260.00
With:	17.7" Rubber Tracks, A/C ROPS/FOPS Cab Hydraulic Quick Coupler		
SVL90-2FC	COMPACT TRACK LOADER BASIC UNIT	11014	\$71,265.00
With:	17.7" Rubber Tracks, A/C ROPS/FOPS Cab Mechanical Quick Coupler, High Flow Auxiliary Hydraulics		
SVL90-2HFC	COMPACT TRACK LOADER BASIC UNIT	11058	\$72,565.00
With:	17.7" Rubber Tracks, A/C ROPS/FOPS Cab Hydraulic Quick Coupler, High Flow Auxiliary Hydraulics		
PART 2	BUCKETS -- QUICK ATTACH		
S6609	80" Low Profile, Standard Floor, Teeth, Side Cutter 16.9 cu-ft heaped capacity	625	\$1,736.00
S6608	80" Low Profile, Standard Floor, Cutting Edge, Side Cutter, 16.8 cu-ft heaped capacity	560	\$1,739.00
S6607	80" Low Profile, Long Floor, Teeth, Side Cutter 21.3 cu-ft heaped capacity	690	\$1,793.00
S6606	80" Low Profile, Long Floor, Cutting Edge, Side Cutter 21.3 cu-ft heaped capacity	625	\$1,795.00
S6605	80" High Capacity, Teeth, Side Cutter 25.0 cu-ft heaped capacity	831	\$1,914.00
S6604	80" High Capacity, Side Cutter 25.0 cu-ft heaped capacity	720	\$1,834.00
S6623	80" 4-in-1 Bucket, no BOE nor Side Cutter Recommend use of S6689 Hose Stay	965	\$4,332.00
S6626	76" Construction Scrap Grapple, Bolt-on Edge Optional Recommend use of S6689 Hose Stay	1211	\$4,327.00
S6633	Bolt-On Cutting Edge for 80" Bucket Includes Mounting Hardware	132	\$315.00
S6634	Side Cutter for SVL75 & SVL90-2 Buckets, Set of 2	18	\$65.00
S6639	76" Bolt-on Cutting Edge for Scrap Grapple	125	\$308.00
S6643	80" Spill Guard for S6623 4-N-1 bucket	34	\$142.00

SVL90-2

ORDER CODE	DESCRIPTION	APPROX. WEIGHT	SUGGESTED LIST PRICE
PART 3	ATTACHMENTS		
S6621	48" Pallet Forks, Complete with Frame	385	\$1,137.00
S6691	Roof Mounted Water Tank Includes Mounting Hardware, Frame, Tank, 12V Pump and Wiring Harness	65	\$1,400.00
KXB560Q	HYDRAULIC BREAKER Includes manual, side plates, onemoil point and one chisel point. Requires S6693 Hose Kit, S6692 Mount Bracket and S6686 Special Application Door	820	\$11,877.00
S6693	HYDRAULIC BREAKER HOSE KIT	7	\$618.00
S6692	HYDRAULIC BREAKER BRACKET Required for KXB560Q Hydraulic Breakers	175	\$1,340.00
S6686	SPECIAL APPLICATION DOOR FOR ROPS MODELS With frame and wiper, to be used with ROPS models only with swing-door style opening. Made from polycarbonate. Required when using a hydraulic breaker and recommended when using a rotary cutter or mowers and mulchers. Can still be used in combination with S6682, S6683, S8884, S6685, and S6687	135	\$3,000.00
S6658	SPECIAL APPLICATION DOOR FOR CAB MODELS With frame and wiper, to be used with Enclosed Cab models only with tilt-up style door opening. Made from polycarbonate. Required when using a hydraulic breaker and recommended when using a rotary cutter or mowers and mulchers.	170	\$2,950.00
K7773	ACCUMULATOR CHARGE KIT Required for hydraulic breaker maintenance only, one kit for servicing all breakers.	5	\$985.00
	REPLACEMENT CAB/ROPS Complete package that is direct-fit to the main frame mounting points. Hydraulic hoses ready to fit into main manifold. Includes standard suspension seat and new "bolt-on" style grab handles. Lift-Assist gas struts are not included.		
S6656	Replacement Cab/ROPS for SVL90C	704	\$11,500.00
S6648	Replacement Cab/ROPS for SVL90HC	704	\$11,500.00
S6657	Replacement Cab/ROPS for SVL90FC	704	\$11,500.00
S6649	Replacement Cab/ROPS for SVL90HFC	704	\$11,500.00
S6654	Replacement Cab/ROPS for SVL90	704	\$7,550.00
S6646	Replacement Cab/ROPS for SVL90H	704	\$7,550.00
S6655	Replacement Cab/ROPS for SVL90FC	704	\$7,550.00
S6647	Replacement Cab/ROPS for SVL90HF	704	\$7,550.00

SVL90-2

ORDER CODE	DESCRIPTION	APPROX. WEIGHT	SUGGESTED LIST PRICE
PART 4	ACCESSORIES		
K9926	RETRACTABLE SEAT BELT OPTION (3" WIDE) As required in some states for OSHA compliance.	3	\$80.00
S6679	Air Ride Seat Suspension Kit	55	\$515.00
S6677	Red Tail Light Kit	3	\$217.00
S6676	Strobe Light Kit	3	\$196.00
S6678	Rotating Beacon Light Kit	3	\$361.00
S6641	Rear View Mirror, includes Mounting Bracket & hardware		\$21.00
S6689	Hose Stay (Group hoses together at loader frame base) Recommend for use with: Brush Grapple, Scrap Grapple, SBB – Hopper Sweeper, 4-in-1 bucket, and Tilt Attach	3	\$70.00
	ENCLOSURE KITS for ROPS		
S6681	Door Kit with Frame and Wiper	170	\$1,665.00
S6682	Sliding Side Window Kit	170	\$795.00
S6683	Heater Kit	16	\$611.00
S6684	Windshield Washer Kit	5	\$140.00
S6685	Circulation Fan Kit	25	\$152.00
S6687	Mounting Bracket for Magnetic Base	3	\$60.00
PART 5	Available from Parts		
V0511-97010	14 Pin Attachment Coupler Kit		
V0511-97020	Engine Bonnet Lock Kit		
V0511-97030	Radiator Screen Kit		
70000-00297	Engine Block Heater		

SVL90-2

PART 6

APPROVED ALLIED ATTACHMENTS

Manufacturer's Number		Contact
113688	Trencher Std Flow, model 625 with 36" boom, 6" cup type teeth, TES chain	Bradco 503 Gay Street Delhi, IA 52223 (800) 922-2981 Fax (319) 922-2700
113689	Trencher Std Flow, model 625 with 48" boom, 6" cup type Teeth, TES chain	
113436	Trencher Hi-Flow, model 640 with 36" boom, 70/30 Shark/Cup teeth, TES chain	
113437	Trencher Hi-Flow, model 640 with 48" boom, 70/30 Shark/Cup teeth, TES chain	
113440	84" Dozer Blade	
113441	96" Dozer Blade	
113693	Tilt Attach (Recommend use of S6689 Hose Stay)	
113442	72" Rotary Cutter (Std Flow) Gauge Wheels are optional	
113443	78" Rotary Cutter (High Flow) Gauge Wheels are optional	
113444	Cold Planer Model HP600 24" cutting width – for SVL90/-2 Hi-Flow units only	
MX7H-0174	84" Power Rake MX7H, Std Flow	Harley 503 Gay Street Delhi, IA 52223 (800) 922-2981 Fax (319) 922-2700
113690	66" Tiller (Std Flow) mechanical Offset, 6" tines	FFC 503 Gay Street Delhi, IA 52223 (800) 922-2981 Fax (319) 922-2700
11272-0174	72" Utility Brush Grapple (recommended for SVL75)	
11378-0174	78" Construction Brush Grapple (recommended for SVL90-2)	
11007E-0174	84" Snow Blower (Std Flow) (recommended for SVL90-2)	
LAF6786H-0174	84" Snow Blower (High Flow SVL90-2 only)	
LAF5796-0174	96" Snow Blade	Sweepster 503 Gay Street Delhi, IA 52223 (800) 922-2981 Fax (319) 922-2700
20584M-0174	84" Hopper Sweeper (opt: nozzle kit & Gutter Brush)	
VRS7M-0174	84" VRS Pick-up (opt: nozzle kit & Gutter Brush)	
22084M-0174	84" QC Angle Broom Std Flow (order angle kit separately)	
20085M-0174	84" QC Angle Broom High Flow = SVL90-2F only	
28-10317	QCSS Hydraulic Angle Kit (with LAF9360)	McMillen 503 Gay Street Delhi, IA 52223 (800) 922-2981 Fax (319) 922-2700
113432	Auger Drive - X1975 2" HEX Drive, incl. mounting frame, Std Flow Rated at 15-30 gpm	
113433	Auger Drive - X2475 2" HEX Drive, incl. mounting frame, Std Flow Rated at 20-35 gpm	
113694	Auger Drive - X4075 2" HEX Drive, incl. mounting frame, Hi-Flow Rated at 24-32 gpm	

For Auger Bit selection, please consult the Paladin catalog, as there is a wide variety of size, shapes, and applications



Wholegoods Pricing

TRACTOR IMPLEMENTS & SKID STEER ATTACHMENTS

Prices Effective *March 19, 2012*

US Funds

Wholegoods: Ext. 1989, 1361, 1313, 1350
Parts & Service: Ext. 1992, 1333, 1364, 1365, 1362 & 1367
Service: Ext. 1994

P.O. Box 5060 • Salina, KS 67402-5060 • (888) 987-7433 • www.landpride.com

Index by Tab

MOWERS

	Page	Factory Location
All-Flex Mowers	5	Abilene
Flail Mowers	6	Abilene
Grooming Mowers	7	Abilene

CUTTERS

Rotary Cutters.....	19	Abilene - <i>Single Spindle</i> Lucas - <i>7' - 20', RCP, Skid Steer</i>
---------------------	----	---

TILLERS

Rotary Tillers.....	105	Abilene
---------------------	-----	---------

SEEDERS

All Purpose Seeders.....	123	Abilene
Fertilizer Spreaders	124	Abilene
Overseeders.....	127	Abilene
Food Plot Seeder	129	Kipp
Primary Seeders	130	Abilene <i>15 Series</i> Lucas <i>20 & 25 Series</i>

DIRTWORKING & OTHER

Angle Brooms	143	Abilene
Bale Spears	144	Kipp
Blades	145	Kipp
Box Scrapers	154	Kipp
Core Aerators.....	161	Abilene
Disc Harrows.....	164	Kipp <i>10-25 Series, Lucas 35 Series</i>
Ditchers	169	Kipp
Drag Harrows	171	Abilene
Drag Scrapers	172	Lucas
Grading Scraper	173	Kipp
Grapples.....	175	Kipp
Hydraulic Reservoir System.....	178	Lucas
Landscape Rakes	180	Kipp
Scarifiers	182	Kipp
Pallet Forks	183	Kipp
Pasture Aerators.....	185	Lucas
Post Hole Diggers.....	186	Abilene
Powered Rakes	189	Lucas
Quick-Hitches	190	Kipp
Seed Bed Rollers.....	191	Abilene
Snow Blowers	192	Abilene
Soil Pulverizers.....	194	Kipp
Spike Tooth Harrows.....	196	Kipp <i>15 Series, Lucas 20 Series</i>
Straw Crimpers	198	Abilene
Stump Grinders	199	Kipp
Wood Chippers	200	Abilene

Color options-

Color options are available on some products which are designated throughout this pricebook. Keep in mind that some products are built in batches and various lead times need to be considered.



Land Pride Quick-Hitch Systems, available in a Cat. 1 or Cat. 2 Tractor 3-Point Hitch or Cat. 1 or 2 non-PTO Skid Steer Hitch, fit most Land Pride products and are a real time saver when working on multiple projects. Some products may require bushings. Look for the Quick-Hitch Systems logo to denote applicable products.

NOTE: Horsepower Range given on all products is a guide. Varied conditions and tractor performance must be considered.

Index by Product Group

All Purpose Seeders

APS15 Series 123

All-Flex Mowers

AFM42/45 Series 5

Angle Brooms

AB Series - Skid Steer Mounted 143

Bale Spears

BS10/BSE10/BS20/BSE20 Series 144

Blades

RB05/RB15/RB16 Series 145

RB26/RB37 Series 146

RBT35 Series - 3-Way Hydraulic 148

RBT40 Series - 3-Way Hydraulic 149

RBT45 Series - 3-Way Hydraulic 150

RBT55 Series - 3-Way Hydraulic 151

RBT60 Series - 3-Way Hydraulic - Heavy Duty 152

TB25 Series: Skid Steer Mounted 153

Box Scrapers

BB05 Series 154

BB12 Series 155

BB15 Series 156

BB25 Series 157

MR15 Series 158

HR25 Series 159

HR35/HRL35 Series 160

Core Aerators

CA05 Series 161

CA15 Series 162

CA25 Series 163

Disc Harrows

DH10 Series 164

DH15 Series 165

DH25 Series 166

DH35 Series - Pull-Type 167

Ditchers

DT35 Series 169

DT55 Series 170

Drag Harrows

DRG Series 171

Drag Scrapers

BB45 Series 172

Fertilizer Spreaders

FSP Series 124

PFS Series 125

PTS Series 126

Flail Mowers

FM21/FM31/FM41 Series 6

Food Plot Seeder

FPS48 Series 129

Grading Scraper

GS15 Series 173

GS25 Series 174

Grapples - Claw

SGC15/SGC20 Series 177

Grapples - Rock

SGR15/SGS15 Series 175

SGM15 Series 176

Grooming Mowers

FDR16 Series 7

FDR25 Series 8

FDR36 Series 9

Hydraulic Reservoir System

HRS18/HRS23 Series 178

HRS30 Series 179

Landscape Rakes

LR05/LR16 Series 180

LR26LR36 Series 181

Overseeders

OS15 Series - 48" Width 127

OS15 Series - 72" Width 128

Pallet Forks

PF10 & PF20 Series 183

PFL30 Series 184

Pasture Aerators

AR25 Series - 8' & 10' Pull-Type 185

Post Hole Diggers

PD10, PD15, PD25 & PD35 Series 186

HD25 & HD35 Series - Hydraulic Drive 187

SA35 Series - Skid Steer Mounted (Planetary) 188

Powered Rakes

PR16/SR26 Series 189

Primary Seeders

PS15 Series 130

PSN20 Series - 96" Width 131

PS25 Series - 10' Width 132

Quick-Hitches

QH15 Cat. 1 & QH20 Cat. 2 Series 190

SH35 Skid Steer Series 190

Rotary Cutters

RCR12 Series - Utility Duty 19

RCR15 Series - Utility Duty 20

RCR18 Series - Utility Duty 21

RCF20 Series - Utility Duty - Smooth Top 23

RCR26 Series - Medium Duty 25

RCF27 Series - Medium Duty 26

RCF36 Series - Heavy Duty 27

SC26 Series Skid Steer 29

RCD18 Series - Utility Duty - Dual Spindle Offset 30

RCR25 Series - 8' Medium Duty 31

RCR25 Series - 10' Medium Duty 32

RCR35 Series - 10' Medium Duty 33

RCF30 Series - 8' Medium Duty 34

RCF(M)30 Series - 10' Medium Duty 35

RCF(M)36 Series - 8' Heavy Duty 36

RCF(M)36 Series - 10' Heavy Duty 37

RC2512 - 12' Medium Duty Smooth Top 39

RC3615 - 15' Medium Duty Smooth Top 40

RC3620 - 20' Medium Duty 42

RC3614 - 14' Medium Duty Offset 44

RC4015 - 15' Medium Duty Smooth Top 46

RC5510 - 10' Heavy Duty Smooth Top 48

RC5515 - 15' Heavy Duty Smooth Top 50

RC5610 - 10' Heavy Duty Smooth Top 52

RC5615 - 15' Heavy Duty Smooth Top 54

RC6510 - 10' Extra-Heavy Duty Smooth Top 56

RC6515 - 15' Extra-Heavy Duty Smooth Top 58

RC6615 - 15' Extra-Heavy Duty Smooth Top 60

RCB6615 - 15' Extra-Heavy Duty Smooth Top 62

RC6610 - 10' Extra-Heavy Duty Offset 64

RCB6610 - 10' Extra-Heavy Duty Offset 66

RC5014 - 14' Heavy Duty Offset 68

RC5020 - 20' Heavy Duty 70

RCP2660 - Hydraulic Parallel Arm 74

RCP3060 - Hydraulic Parallel Arm 75

Rotary Tillers

RTR05 Series Reverse-Till 105

RTR12 Series Reverse -Till 106

RTA15 Series Forward -Till 107

RTR15 Series Reverse-Till 108

RTR20 Series Reverse-Till 109

RTA20 Series Forward-Till 109

RTA25 Series Forward-Till 110

RTR25 Series Reverse-Till 111

RTA35 Series Forward-Till 112

Scarifiers

SF25 Series 182

Seed Bed Roller

SBR Series 191

Snow Blowers

SB10 Series 192

SB15 Series / SB25 Series 193

Soil Pulverizers

SP20 Series 194

SP30 Series 195

Spike Tooth Harrows

STH15 Series 196

STH20 Series 197

Straw Crimper

CR25 Series 198

Stump Grinder

SSG25 Series 199

Wood Chipper

WC15 Series 200

*Estimated Times for Dealer Uncrating & Set-up

All-Flex Mowers

AFM42.....	30 Minutes
AFM4522.....	2 Hours 30 Minutes

Angle Brooms

AB	45 Minutes
----------	------------

Bale Spears

.....	30 Minutes
-------	------------

Blades

RB05/15/16/26	30 Minutes
RB37	1 Hour
RBT35/40/45/55/60 ...	2 Hours
TB25.....	30 Minutes

Box Scrapers

BB05/12/15/25	30 Minutes
HR25/HR35/HRL35...	30 Minutes
MR15/MRL35	30 Minutes

Core Aerators

CA05	1 Hour 30 Minutes
CA15/25	30 Minutes

Crimpers

CR25	30 Minutes
------------	------------

Disc Harrows

DH10/15	30 Minutes
DH25	2 Hours
DH35	5 Hours

Ditchers

DT35	30 Minutes
DT55	30 Minutes

Drag Harrows

DRG	15 Minutes
-----------	------------

Drag Scrapers

BB45	30 Minutes
------------	------------

Flail Mowers

FM21/31/41	30 Minutes
------------------	------------

Fertilizer Spreaders

FSP	1 Hour
PFS	30 Minutes
PTS	40 Minutes

Grading Scrapers

GS15	30 Minutes
GS25	30 Minutes

Grapples

.....	30 Minutes
-------	------------

Grooming Mowers

FDR16/25/36.....	30 Minutes
------------------	------------

Hitches

QH15.....	Take out of cardboard box
.....	(0 minutes)
QH20/SH35.....	5 minutes

Hydraulic Reservoir Systems

HRS18/23/30.....	15 Minutes
------------------	------------

Landscape Rakes

LR05/16/26/36.....	30 Minutes
--------------------	------------

Pallet Forks

PF/PFL.....	10 Minutes
-------------	------------

Pasture Aerators

AR25	15 Minutes
------------	------------

Post Hole Diggers

HD25/35	1 Hour
PD10/15/25/35	1 Hour
SA35	30 Minutes

Powered Rakes

PR16	30 Minutes
SR26	30 Minutes

Rotary Cutters

RCR12/15/18	30 Minutes
RCR26	1 Hour
SC26	1 Hour
RCF20/26/27/36.....	30 Minutes
RCD18	30 Minutes
RCR2596/RCR2510..	1 Hour 30 Minutes
RCR3596/RCR3510..	1 Hour 30 Minutes
RC2512	40 Minutes
RC3615/RC4015.....	2 Hour 30 Minutes
RC55/RC65.....	2 Hour 30 Minutes
RC56/RC66.....	2 Hour 30 Minutes
RC5014/RC5020.....	2 Hour 30 Minutes
RC3614/RC3620.....	2 Hour 30 Minutes
RCP2660/RCP3060..	2 Hours

Rotary Tillers

RTR05/10/12/15.....	30 Minutes
RTA10/12/15	30 Minutes
RTA20/RTR20	30 Minutes
RTA25/RTA35	30 Minutes
RTR25.....	1 Hour

Scarifier

SF25.....	30 Minutes
-----------	------------

Seed Bed Rollers

SBR.....	30 Minutes
----------	------------

Seeders

APS15	30 Minutes
.....	Small Seed Box 1 Hour 30 Minutes
FPS48	1 Hour
PFS/PTS	30 Minutes
FSP500/700/1000	2 Hours
OS1548/72	2 Hours
PS15	30 Minutes
.....	Small Seed Box 1 Hour 30 Minutes
PS25120	1 Hour
PSN2096.....	30 Minutes
.....	Additional Boxes 2 Hours Each

Snow Blowers

SB10/15/25	1 Hour
------------------	--------

Soil Pulverizers

SP20/30	15 Minutes
---------------	------------

Spike Tooth Harrows

STH15	15 Minutes to uncrate
STH20	30 Minutes

Stump Grinders

SSG25.....	30 Minutes
------------	------------

Wood Chippers

WC15	45 Minutes
------------	------------

* Does not include fit-up to Tractor or Skid Steer. Times based on being unfamiliar with set-up.

All-Flex Mowers

RETURN TO INDEX



AFM42/45 Series

AFM4211: 30-65 HP; AFM4214/16: 40-70 HP; AFM45: 65-100 HP



Hitch: Pull Type, Adjustable Clevis Hitch & Safety Tow Chain
 Tongue Screw Jack: 2200# Capacity
 Discharge: Rear
 Gearbox: 540 RPM, 3 Wing, 1 Splitter
 Spring Loaded Idler with Overcenter Release
 Automatic Transport Locks with Pull Rope Release
 Deck Cylinders: Dual Acting
 Hydraulic Outlets Required: 1 Set
 Deck Flotation:
 Individual Front to Rear and Side to Side
 Input Driveline: Slip-clutch when wings are conventional
 Wing Drivelines: Cat. 2
 Blades - Fusion® edge

Model No.	AFM4211	AFM4214	AFM4216	AFM4522
Cutting Width	11'1"	14'	16'8"	21'9"
Overall Width	11'3 1/2"	14'3"	16'10"	22'
Transport Width	7'8"	6'8"	8'10"	9'6"
Transport Length	10'11"	12'11"	13'4"	15'2"
Decks: 3 each	48"	60"	72"	90"
Deck Thickness	3/16"	3/16"	3/16"	3/16"
Deck Overlap	6"	6"	8"	4-1/2"
Height Adjustment	1"-5 1/2" in 1/4" incr.	3/4" - 5 1/4" in 1/4" incr.	3/4" - 5 1/4" in 1/4" incr.	3/4" - 5 1/4" in 1/4" incr.
Blade Bearings	Sealed Ball Bearings	Sealed Ball Bearings	Sealed Ball Bearings	Sealed Ball Bearings
Blade Tip Speed	16,020 fpm	18,396 fpm	18,340 fpm	18,498 fpm
Blade Overlap	1 3/16"	1 1/4"	1 1/4"	2-1/4"
Drive Train	B-Section V Belt	B-Section V Belt	B-Section V Belt	1 C-Section
Input Driveline	Cat. 3 CV	Cat. 4 CV	Cat. 4 CV	Cat. 4 CV
Deck Driveline	Cat. 2	Cat. 2	Cat. 2	Cat. 3 w/Slip-Clutch
Deck Tires - 10 ea., Air	13 x 5, Sealant	18 x 9.5, Sealant or 15 x 6.6	18 x 9.5, Sealant or 15 x 6.6	18 x 9.5, Sealant or 15 x 6.6
Transport Tires	18 x 9.5, Sealant	23 x 10.5, Sealant	23 x 10.5, Sealant	P27560SR
Anti-Scalp Roller	Front Center and Outside Deck Corners	Front Center and Outside Deck Corners	Front Center and Outside Deck Corners	Front Center of Each Deck
Mowing Cap. @ 2 mph	2.68 acres	3.39 acres	4.0 acres	5.27 acres
@ 4 mph	5.37 acres	6.78 acres	8.1 acres	10.54 acres
@ 6 mph	8.10 acres	10.17 acres	12.1 acres	15.82 acres
Wing Flex - Degrees	23 L-R, 22 F-B	23 L-R, 22 F-B	23 L-R, 22 F-B	23 L-R, 22 F-B
Center Deck Flex - Degrees	13 F-B	10 L-R, 22 F-B	10 L-R, 22 F-B	10 L-R, 22 F-B


MODEL NUMBER	DESCRIPTION	MACHINE WEIGHT	SHIPPING WEIGHT	LIST PRICE
AFM4211-31	42 SERIES ALL-FLEX MOWER - 11'1" width	2040#	2040#	\$ 16,093
AFM4214-1531	42 SERIES ALL-FLEX MOWER - 14' width with 15" Deck Tires	3000#	3000#	\$ 16,941
AFM4216-1531	42 SERIES ALL-FLEX MOWER - 16'8" width with 15" Deck Tires	3315#	3315#	\$ 18,973
	Options for 14' and 16'			
-18	For 18" Deck tires - delete 15 and add -18	50#	50#	\$ 984
AFM4522*	45 SERIES ALL-FLEX MOWER - 21'9" width (assembly required)	4150#	4150#	\$ 28,712
	Mulching Kits Available through the Parts Department			
ADD OPTION NUMBER	FOR ALL AFMS			
-55	Hydraulic Wing Unlock (315-722A)	6#	6#	\$ 425
	COLOR OPTIONS For AFM4211, AFM4214, AFM4216			
-81	Green			
-82	Orange (includes AFM4522)			
-83	Red			

* 2 Year Gearbox Warranty

Flail Mowers

FM21/FM31/FM41 Series

FM21: 25-55 HP; FM31 & FM41: 35-80 HP



FM21 Series:

Cat. 1 Hitch
 Gearbox: 540 RPM, with internal over-running clutch
 Offset Hitch: 6¹/₄" Right, Centered
 Cutting Height: 3³/₄-4"
 Deck Material Thickness: 11 Gauge
 Knives: Fine Cut
 Knife Tip Speed: 8705 fpm
 Rotor Diameter: 5"
 Rotor Shaft Speed: 1980 RPM
 Rotor Rotation: Reverse
 Driveline: Cat. 4
 3 'B' Section Belts
 Rear Roller Diameter: 5¹/₂"
 Cutting Capacity: 1"

FM31 & FM41 Series:

Cat. 1 & 2 Hitch
 Offset Hitch: 7³/₄" Left & Right - Manual Screw Type
 Gearbox: 540 RPM with Internal Over-running Clutch
 Cutting Height: 1¹/₂" - 6"
 Deck Material Thickness: 3³/₁₆"
 Knives: Fine Cut on 31 Series
 Hammer on 41 Series
 Brush Rake Teeth: 10 ea. on 41 Series
 Rotor Diameter: 5¹/₂"
 Rotor Shaft Speed: 2140 RPM
 Rotor Rotation: Reverse
 Driveline: Cat. 4
 3 'B' Section Belts
 Rear Roller Diameter: 5¹/₂"
 Cutting Capacity: 31 Series: 1"
 41 Series: 2"

MODEL NUMBER	DESCRIPTION	APPROX. MACHINE WEIGHT	SHIPPING WEIGHT	LIST PRICE
FM2160	21 SERIES FLAIL MOWER - 60" Cutting Width	735#	656#	\$ 5,508
FM2172	21 SERIES FLAIL MOWER - 72" Cutting Width	772#	837#	\$ 5,745
FM3188	31 SERIES FLAIL MOWER - 88" Cutting Width 48 Knives	1300#	1438#	\$ 7,726
FM4188	41 SERIES FLAIL MOWER - 88" Cutting Width 24 Hammers with Brush Rake Teeth	1323#	1497#	\$ 7,726

Grooming Mowers



FDR16 Series

15-30 HP



Made in USA
 Hitch: Cat. 1
 Lower Hitch: Floating
 Top Link: Floating
 Deck Thickness: $\frac{3}{16}$
 Gearbox: 540 rpm
 Cast Iron Housing, Beveled Gears
 Spring Loaded Idler
 Single B-Section Belt
 Gauge Wheels: $3\frac{1}{4}$ " x 10" Solid Rubber
 Height Adjustment: 48: $\frac{3}{4}$ " - $3\frac{1}{4}$ ", 60/72: $\frac{3}{4}$ " - $5\frac{1}{4}$ "
 $\frac{1}{2}$ " Increment, Plated Spacers,
 1" Stress Proof® Castered Wheel Spindle
 Blade Spindle: $1\frac{3}{8}$ ", Cast Iron Greasable Hubs
 Blade Thickness: $\frac{1}{4}$ " Medium Lift - Hardened, Fusion® edge
 Blade Overlap: $1\frac{1}{4}$ "
 Blade Tip Speed: 16,203 - 18,130 fpm
 Driveline: Heavy Duty with Quick Coupler, ASAE Cat. 2
60" & 72" Fit Land Pride Quick-Hitch

MODEL NUMBER	DESCRIPTION	APPROX. MACHINE WEIGHT	SHIPPING WEIGHT	LIST PRICE
	48" FLAT DECK - REAR DISCHARGE			
FDR1648-13	4 Solid Rubber Tires	486#	545#	\$ 2,308
	60" FLAT DECK - REAR DISCHARGE			
FDR1660-13	4 Solid Rubber Tires	577#	642#	\$ 2,444
	72" FLAT DECK - REAR DISCHARGE			
FDR1672-13	4 Solid Rubber Tires	619#	700#	\$ 2,657

FDR16 ----- ADDITIONAL SAVINGS -----FDR16

When 5 same color and width units are ordered at one time DEDUCT \$62 LIST ON EACH MOWER

ADD option No. -99 to Model Number and Deduct \$ (62)

ADD OPTION NUMBER

COLOR OPTIONS

-81	Green - 5 Pak only
-82	Orange - 5 Pak and Single Units Available
-83	Red - 5 Pak only

ACCESSORIES available through the Parts Department:

315-516S	Front Roller Assembly - 4" x 5.5"	5#	5#	\$ 66
890-700C	Mulching Blades - 48" - 3 ea. required			\$ 31
890-702C	Mulching Blades - 60" - 3 ea. required			\$ 31
890-698C	Mulching Blades - 72" - 3 ea. required			\$ 31

Grooming Mowers

RETURN TO INDEX



FDR25 Series

15-50 HP



Made in USA
 Hitch: Cat. 1
 Lower Hitch: Floating & Adjustable
 Clevis Type with Plated Pins
 Top Link: Floating & Adjustable
 Welded Tubular Chassis
 Deck Thickness: $\frac{3}{16}$ "
 Gearbox: 540 rpm
 Cast Iron Housing
 Beveled Gears
 Single B-Section Belt
 Spring Loaded Idler
 Gauge Wheels: $3\frac{1}{4}$ " x 10" Solid Rubber Tires
 w/Bearings
 FDR2584: 4" x 11" Semi-Solid Tires
 Height Adjustment: $\frac{3}{4}$ " - $5\frac{1}{4}$ " in $\frac{1}{2}$ " Increments
 Plated Spacers, 1" Stress Proof® Castered Wheel Spindle
 Blade Spindle: $1\frac{3}{8}$ ", Cast Iron Greaseable Hubs
 Blade Thickness: $\frac{1}{4}$ " ($\frac{5}{16}$ " on 84")
 Medium Lift - Hardened
 Blade Overlap: $1\frac{1}{4}$ "
 Blade Tip Speed (fpm);
 72: 18,130, 84: 17,210
 Heavy Duty Driveline with Quick Coupler
 Fits Land Pride Quick-Hitch

MODEL NUMBER	DESCRIPTION	APPROX. MACHINE WEIGHT	SHIPPING WEIGHT	LIST PRICE
	25 SERIES - REAR DISCHARGE - 72"			
FDR2572-13	4 Solid Rubber Tires	718#	781#	\$ 3,485
FDR2572-14	4 Solid Rubber Tires and Front Roller	726#	789#	\$ 3,598
	25 SERIES - REAR DISCHARGE - 84"			
FDR2584-13	4 Semi-Solid Tires & Bearings	812#	878#	\$ 4,031
FDR2584-14	4 Semi-Solid Tires with Bearings and Front Roller	820#	886#	\$ 4,143

ADD OPTION NUMBER	COLOR OPTION
-82	Orange

ACCESSORIES Available through the Parts Department				
310-254S	Front Roller - 4" x 10" for 72 & 84	8#	8#	\$ 116
890-698C	Mulching Blades - 72" - 3 ea. required			\$ 31
890-706C	Mulching Blades - 84" - 3 ea. required			\$ 31

Grooming Mowers

RETURN TO INDEX



FDR36 Series

30-60 HP



Made in USA
 Hitch: Cat. 1
 Lower Hitch: Floating Clevis with Plated Pins
 Top Link: Floating Clevis
 Gearbox: 540 rpm
 Cast Iron Housing
 Beveled Gears
 Deck Thickness: $\frac{3}{16}$ "
 Spring Loaded Idler
 Double V Powerband Belt
 Gauge Wheels: 5" x 13" Semi-Solid Tires w/bearings
 Height Adjustment: 1" - 6.5", 1/4" Increments, Plated Spacers
 1 1/4" Castered Wheel Spindle
 Blade Spindle: 1 3/8" Stress-Proof Shaft
 Deck Spindle Housing: Cast Iron Greasable Hubs
 Blades: 6 Free-Swinging, 1/4" Medium Lift, Hardened, 2 per Spindle
 Blade Overlap: 2"
 Blade Tip Speed: 16,500 fpm
 Driveline: Heavy Duty with Quick Coupler, ASAE Cat. 4
 Fits Land Pride Quick-Hitch

<u>MODEL NUMBER</u>	<u>DESCRIPTION</u>	<u>APPROX. MACHINE WEIGHT</u>	<u>SHIPPING WEIGHT</u>	<u>LIST PRICE</u>
	90" FLAT DECK - REAR DISCHARGE			
FDR3690-13	4 Semi-Solid Tires	930#	972#	\$ 5,488
FDR3690-14	4 Semi-Solid Tires and Front Roller (310-443A)	936#	978#	\$ 5,596
ADD OPTION NUMBER	COLOR OPTION			
-81	Green			
-82	Orange			
	ACCESSORIES available through the Parts Department:			
310-444S	Front Roller Package for FDR3690 (4" x 10" Roller)	6#	6#	\$ 108

Rotary Cutters

RETURN TO INDEX



RCR12 Series - Utility Duty

20-50 HP



Made in USA

Hitch: Cat. 1 & Cat. 1 Limited; Floating Clevis Type Top Link

All Welded Deck to Lower Band

Deck Height: 7 1/4"

Deck Thickness: 12 Gauge

Gearbox: 540 RPM, 50 HP

Beveled Gears

Cast Iron Housing

Driveline: Cat. 3; Center Shear Bolt

or 2-Plate Slip-Clutch

Front and Rear Rubber Guards

3/4" Blade Holder Bar with Stump Jumper

Blades: 2 ea. (1 1/2" x 3" Heat Treated)

Free Swinging Alloy Steel Suction Blades

Blade Bolt: Keyed with Hardened Flat Washer & Lock Nut

Blade Speed: 48:13,256 fpm; 60:16,536 fpm;

72:15,033 fpm

Tailwheel: 15" Laminated Tire with Cast Iron Hub

Cutting Height: 1 1/4" - 10"

Skids: Weld-on

Fits Land Pride Quick-Hitch

*Bolt on Skid Shoes Available through Parts Dept. for 60" & 72"

-----AVAILABLE IN 5-PAK ONLY -----

MODEL NUMBER		DESCRIPTION	APPROX. MACHINE WEIGHT	SHIPPING WEIGHT	LIST PRICE
12 SERIES - 48" ROTARY CUTTER					
RCR1248	-11 -31 -99	Laminated Tailwheel, Shear Bolt	400#	447#	\$ 1,257
	-11 -32 -99	Laminated Tailwheel, Slip-Clutch	432#	464#	\$ 1,455
12 SERIES - 60" ROTARY CUTTER					
RCR1260	-11 -31 -99	Laminated Tailwheel, Shear Bolt	478#	525#	\$ 1,340
	-11 -32 -99	Laminated Tailwheel, Slip-Clutch	528#	563#	\$ 1,538
12 SERIES - 72" ROTARY CUTTER					
RCR1272	-11 -31 -99	Laminated Tailwheel, Shear Bolt	564#	611#	\$ 1,795
	-11 -32 -99	Laminated Tailwheel, Slip-Clutch	608#	645#	\$ 1,993

----- ADDITIONAL SAVINGS -----

When Eight 5-Paks are ordered at one time DEDUCT \$22 LIST ON EACH CUTTER.

Each 5-Pak must be same color, same size, same options.

DELETE option No. -99 and ADD option No. -98 \$ (22)

ADD OPTION NO.

COLOR OPTIONS

-81

Green

-82

Orange

-83

Red

AVAILABLE THROUGH PARTS DEPT. ONLY

326-120A

Replaceable Skid Shoes - for 60" & 72"

\$ 37



WARNING!

Rotary Cutters used in non-agricultural areas must be equipped with front & rear guards. The possibility of thrown objects can be hazardous to persons or property.

Gearbox HP rating is based on in field use and performance

Rotary Cutters

[RETURN TO INDEX](#)


RCR15 Series - Utility Duty

20-50 HP



Made in USA

Hitch: Cat. 1 & Cat. 1 Limited; 3-Point with Floating

Clevis Type Top Link

One Piece Reinforced Deck

Deck Height: 7 1/4"

Deck Thickness: 12 Gauge

Gearbox: 540 RPM

Beveled Gears

Cast Iron Housing

Driveline: Cat. 3; 1 1/2" Center Shear Bolt

or 2-Plate Slip-Clutch

Optional Front and Rear Rubber Guard

Stump Jumper

Blades: 2 ea. (1 1/2" x 3" Heat Treated)

Free Swinging Alloy Steel Suction Blades

Blade Bolt: Keyed with Hardened Flat Washer

& Lock Nut

Blade Speed: 11,459 fpm on 42"; 13,090 fpm on 48"

Tailwheel: 4" x 16" Molded Rubber - 360 Degree Swivel

Cutting Height: 1 3/4" - 11 1/2"

Cutting Capacity: 2"

Skids: Weld-on

Fits Land Pride Quick-Hitch

MODEL NUMBER	DESCRIPTION	APPROX. MACHINE WEIGHT	SHIPPING WEIGHT	LIST PRICE
15 SERIES - 42" ROTARY CUTTER				
RCR1542	-01123142 Molded Rubber Tailwheel, Shear Bolt Driveline Front and Rear Rubber Guard	402#	500#	\$ 1,500
	For Slip-Clutch Driveline DELETE -31 from Model No. and ADD -32		36#	\$ 145
TO DELETE GUARDING				
	Front Rubber Guard DELETE -01 from Model No. (312-674A)	10#	10#	\$ (46)
	Rear Rubber Guard DELETE -42 from Model No. (312-675A)	10#	10#	\$ (23)
15 SERIES - 48" ROTARY CUTTER				
RCR1548	-01123142 Molded Rubber Tailwheel, Shear Bolt Driveline Front and Rear Rubber Guard	424#	514#	\$ 1,539
	For Slip-Clutch Driveline DELETE -31 from Model No. and ADD -32		36#	\$ 145
TO DELETE GUARDING				
	Front Rubber Guard DELETE -01 from Model No. (312-672A)	10#	10#	\$ (46)
	Rear Rubber Guard DELETE -42 from Model No. (312-673A)	10#	10#	\$ (29)

ADDITIONAL SAVINGS
RCR 5-PAK STOCKING PROGRAM
 When 5 same color, width and optioned units are ordered at one time - DEDUCT \$44 List on each cutter

Add option No. -99 to Model Number & Deduct (46#) \$ (44)

ADD OPTION NO.	COLOR OPTIONS
-81	Green - 5 Pak only
-82	Orange - 5 Pak and Single units available
-83	Red - 5 Pak only

Gearbox HP rating is based on in field use and performance



WARNING!

Rotary Cutters used in non-agricultural areas must be equipped with front & rear guards. The possibility of thrown objects can be hazardous to persons or property.

Rotary Cutters

RETURN TO INDEX



RCR18 Series - Utility Duty

20-65 HP



Made in USA

Hitch: Cat. 1; Floating Clevis Type Top Link
and Clevis Type Lower Links

All Welded Deck

Deck Height: 60" - 7 1/2"; 72" - 9"

Cutting Capacity: 2"

Deck Thickness: 60" - 11 gauge; 72" - 10 gauge

Side Skirt Thickness: 10 gauge

Gearbox: 540 RPM, 65 HP

Beveled Gears

Cast Iron Housing

Driveline: Cat. 3; Center Shear Bolt
or 2-Plate Slip-Clutch

Front Rubber Optional

Rear Rubber Optional

Rear Metal Band Standard

Blade Holder Bar with Stump Jumper

Blades: 2 ea. (1/2" x 3" Heat Treated)

Free Swinging Alloy Steel Suction Blades

Blade Bolt: Keyed with Hardened Flat Washer &
Lock Nut

Blade Speed: 16,363 fpm on 60"; 14,853 fpm on 72"

Tailwheel: 15" Laminated Tire with Cast Iron Hub

or 4" x 16" Molded Rubber - 360 Degree Swivel

Cutting Height: 60": 1 1/2" - 13"; 72": 1 1/2" - 11 1/2"

Skids: Weld-on

Fits Land Pride Quick-Hitch

*Bolt on Skid Shoes Available through Parts Dept.

MODEL NUMBER		DESCRIPTION	APPROX. MACHINE WEIGHT	SHIPPING WEIGHT	LIST PRICE
18 SERIES - 60" ROTARY CUTTER					
RCR1860	-11 -31	Laminated Tailwheel, Shear Bolt	571#	669#	\$ 1,688
	-11 -32	Laminated Tailwheel, Slip-Clutch	584#	682#	\$ 1,837
	-12 -31	Molded Rubber Tailwheel, Shear Bolt	558#	656#	\$ 1,721
		<u>Choose a Front Guard</u>			
	ADD -01	Front Rubber Guard (312-844A)	15#	15#	\$ 47
	ADD -02	Front Chain Guard (312-845A)	50#	50#	\$ 134
		<u>Choose a Rear Guard</u>			
	ADD -42	Rear Rubber Guard (312-652A)	23#	23#	\$ 48
	ADD -41	Rear Chain Guard (312-834A)	46#	46#	\$ 146
18 SERIES - 72" ROTARY CUTTER					
RCR1872	-11 -31	Laminated Tailwheel, Shear Bolt	704#	822#	\$ 2,158
	-11 -32	Laminated Tailwheel, Slip-Clutch	715#	833#	\$ 2,305
	-12 -31	Molded Rubber Tailwheel, Shear Bolt	691#	809#	\$ 2,191
		<u>Choose a Front Guard</u>			
	ADD -01	Front Rubber Guard (312-846A)	22#	22#	\$ 52
	ADD -02	Front Chain Guard (312-847A)	60#	60#	\$ 160
		<u>Choose a Rear Guard</u>			
	ADD -42	Rear Rubber Guard (312-651A)	23#	23#	\$ 53
	ADD -41	Rear Chain Guard (312-842A)	46#	46#	\$ 174

ADDITIONAL SAVINGS

___RCR 5-PAK STOCKING PROGRAM___

When 5 same color, width and optioned units are ordered at one time - DEDUCT \$44 List on each cutter

Add option No. -99 to Model Number & Deduct

(46#) \$ (44)

ADD OPTION NO.

COLOR OPTIONS

- 81 Green - 5 Pak only
- 82 Orange - 5 Pak and Single units available
- 83 Red - 5 Pak only



WARNING!

Rotary Cutters used in non-agricultural areas must be equipped with front & rear guards. The possibility of thrown objects can be hazardous to persons or property.

Gearbox HP rating is based on in field use and performance

Rotary Cutters

RCR18 Series - Utility Duty

45-90 HP

[RETURN TO INDEX](#)



Made in USA
 Hitch: Cat. 1 and 2; Floating Clevis Type Top Link
 and Clevis Type Lower Links
 All Welded Deck
 Deck Height: 9¹/₈"
 Deck Thickness: 10 gauge
 Cutting Capacity: 2"
 Gearbox: 540 RPM, 90 HP
 Beveled Gears
 Cast Iron Housing
 Driveline: Cat. 4; 2-Plate Slip-Clutch
 Front Rubber or Chain Guard
 Rear Chain Guard Optional
 Rear Metal Band Standard
 Blade Holder Bar with Stump Jumper
 Blades: 2 ea. (1¹/₂" x 4" Heat Treated)
 Free Swinging Alloy Steel Suction Blades
 Blade Bolt: Keyed with Hardened Flat Washer &
 Lock Nut
 Blade Speed: 17,100 fpm
 Tailwheel: 15" Laminated Tire with Cast Iron Hub
 Cutting Height: 2"-11"
 Skids: Weld-on
 Fits Land Pride Quick-Hitch

MODEL NUMBER	DESCRIPTION	APPROX. MACHINE WEIGHT	SHIPPING WEIGHT	LIST PRICE
RCR1884	18 SERIES - 84" ROTARY CUTTER	827#	907#	\$ 3,048
<u>ADD OPTION NO.</u>	<u>Choose Front Guarding</u>			
-01	Front Rubber Guard	24#	24#	\$ 81
-02	Front Chain Guard	41#	41#	\$ 167
	<u>Choose One Tailwheel Package</u>			
-16	Single Laminated Tailwheel	105#	105#	\$ 332
-17	Dual Laminated Tailwheel	234#	234#	\$ 704
	<u>Choose Rear Guarding</u>			
-41	Rear Chain Guard	80#	80#	\$ 185
<u>ADD OPTION NO.</u>	<u>COLOR OPTIONS</u>			
-81	Green			
-82	Orange			
-83	Red			

Gearbox HP rating is based on in field use and performance



WARNING!

Rotary Cutters used in non-agricultural areas must be equipped with front & rear guards. The possibility of thrown objects can be hazardous to persons or property.

Rotary Cutters

RETURN TO INDEX



RCF20 Series - Utility Duty - Smooth Top

20-65 HP



Made in USA

Hitch: Cat. 1; Floating Top Link

Quick-Hitch Adaptable

All Welded Deck

Deck Height: 60" - 9¹¹/₁₆"; 72" - 11"

Cutting Capacity: 2"

Cutting Height: 1¹/₂" - 12"

Deck Thickness: 10 gauge

Side Skirt: 10 Gauge

Gearbox Rating: 65 HP

Gearbox: 540 RPM, Beveled Gears

Cast Iron Housing

Driveline: Cat. 3; Shear Bolt

or 2-Plate Slip-Clutch

Optional Front Guard: Rubber or Chain

Standard Rear Metal Banding

Optional Rear Guard: Rubber or Chain

Blade Holder Bar with Stump Jumper

Blades: 2 ea. (1¹/₂" x 3" Heat Treated)

Free Swinging High-Lift, Low Friction Blades

Blade Bolt: Keyed with Hardened Flat Washer & Lock Nut

Blade Speed: 16,363 fpm on 60"; 14,955 fpm on 72"

Tailwheel: Single or Dual, 4" x 15" Laminated Tire

or 4" x 16" Molded Rubber - 360 Degree Swivel

Skids: Weld-on

Fits Land Pride Quick-Hitch

*Bolt on Skid Shoes Available through Parts Dept.

MODEL NUMBER	DESCRIPTION	APPROX. MACHINE WEIGHT	SHIPPING WEIGHT	LIST PRICE
RCF2060	20 SERIES - 60" ROTARY CUTTER			
-11 -31	Laminated Tailwheel, Shear Bolt	590#	688#	\$ 1,844
-11 -32	Laminated Tailwheel, Slip-Clutch	603#	701#	\$ 1,993
-12 -31	Molded Rubber Tailwheel, Shear Bolt	577#	675#	\$ 1,877
	<u>Choose a Front Guard</u>			
ADD -01	Front Rubber Guard (312-844A)	17#	17#	\$ 47
ADD -02	Front Chain Guard (312-845A)	24#	24#	\$ 134
	<u>Choose a Rear Guard</u>			
ADD -42	Rear Rubber Guard (312-652A)	20#	20#	\$ 48
ADD -41	Rear Chain Guard (312-834A)	29#	29#	\$ 146
RCF2072	20 SERIES - 72" ROTARY CUTTER			
-11 -31	Laminated Tailwheel, Shear Bolt	712#	830#	\$ 2,314
-11 -32	Laminated Tailwheel, Slip-Clutch	723#	841#	\$ 2,461
-12 -31	Molded Rubber Tailwheel, Shear Bolt	699#	817#	\$ 2,347
	<u>Choose a Front Guard</u>			
ADD -01	Front Rubber Guard (312-846A)	22#	22#	\$ 52
ADD -02	Front Chain Guard (312-847A)	39#	39#	\$ 160
	<u>Choose a Rear Guard</u>			
ADD -42	Rear Rubber Guard (312-651A)	23#	23#	\$ 53
ADD -41	Rear Chain Guard (312-842A)	40#	40#	\$ 174

ADDITIONAL SAVINGS ___RCR 5-PAK STOCKING PROGRAM___

When 5 same color, width and optioned units are ordered at one time - DEDUCT \$42 List on each cutter

Add option No. -99 to Model Number & Deduct

(46#) \$ (42)

ADD OPTION NO.	COLOR OPTIONS
-81	Green - 5 Pak only
-82	Orange - 5 Pak and Single units available
-83	Red - 5 Pak only

Available Through Parts Dept. Only

326-120A Bolt-on Skid Shoes - 60" & 72"

\$ 37



WARNING!

Rotary Cutters used in non-agricultural areas must be equipped with front & rear guards. The possibility of thrown objects can be hazardous to persons or property.

Rotary Cutters

RETURN TO INDEX



RCF20 Series - Utility Duty - Smooth Top

45-90 HP



Made in USA
 Hitch: Cat. 1 and 2; Floating Top Link
 Clevis Type Lower Links, Quick-Hitch Adaptable
 Cutting Height: 1 1/2"-12"
 All Welded Deck
 Deck Height: 11 15/16"
 Deck Thickness: 10 gauge
 Side Skirt: 10 Gauge
 Cutting Capacity: 2"
 Gearbox Rating: 90 HP
 Gearbox: 540 RPM, 90 HP
 Beveled Gears
 Cast Iron Housing
 Driveline: Cat. 4; 2-Plate Slip-Clutch
 Optional Front Guard: Rubber or Chain
 Optional Rear Chain Guard
 Standard Rear Metal Band
 Blade Holder Bar with Stump Jumper
 Blades: 2 ea. (1/2" x 4" Heat Treated)
 Free Swinging Alloy Steel Suction Blades
 Blade Bolt: Keyed with Hardened Flat Washer & Lock Nut
 Blade Speed: 17,113 fpm
 Tailwheel: 4" x 15" Laminated Tire w/Cast Iron Hub
 - 360 Degree Swivel
 Skids: Weld-on
 Fits Land Pride Quick-Hitch
 *Bolt on Skid Shoes Available through Parts Dept.

MODEL NUMBER	DESCRIPTION	APPROX. MACHINE WEIGHT	SHIPPING WEIGHT	LIST PRICE
RCF2084	20 SERIES - 84" ROTARY CUTTER	915#	1000#	\$ 3,204
<u>ADD OPTION NO.</u>	<u>Choose Front Guarding</u>			
-01	Front Rubber Guard	24#	24#	\$ 81
-02	Front Chain Guard	41#	41#	\$ 167
	<u>Choose One Tailwheel Package</u>			
-16	Single Laminated Tailwheel	108#	108#	\$ 332
-17	Dual Laminated Tailwheel	240#	240#	\$ 704
	<u>Choose Rear Guarding</u>			
-41	Rear Chain Guard	62#	62#	\$ 185
<u>ADD OPTION NO.</u>	<u>COLOR OPTIONS</u>			
-81	Green			
-82	Orange			
-83	Red			
	<u>Available Through Parts Dept. Only</u>			
326-120A	Bolt-on Skid Shoes - 84"			\$ 37



WARNING!

Rotary Cutters used in non-agricultural areas must be equipped with front & rear guards. The possibility of thrown objects can be hazardous to persons or property.

Rotary Cutters

RETURN TO INDEX



RCR26 Series - Medium Duty

40-130 HP 60" & 72"

60-130 HP 84"



Hitch: 60" & 72" Cat. 1 or 2 (QH Adaptable)
 84": Cat. 2 Std. (QH Adaptable) or Cat. 3 Adaptable
 All Welded Deck
 Deck Height:
 60" & 72" is 9"
 84" is 9 1/8"
 Deck Thickness: 10 Gauge
 Side Panels: 1/4"
 Gearbox: 540 RPM, 110 HP
 1 3/8" - 6 Spline

Gearbox Output Shaft: 2 1/2"
 Driveline: Cat. 4 with
 4 Plate Slip-Clutch
 Stump Jumper: 60" - 3/16" x 24" Round
 72" - 3/16" x 30 1/2" Round
 84" - 3/16" x 24" x 38" Oval
 Blades: Free Swinging High Suction
 60" - 1/2" x 4" x 25"
 72" - 1/2" x 4" x 29"
 84" - 1/2" x 4" x 31"
 Blade Bolt: Keyed with Hardened
 Flat Washer & Lock Nut
 Blade Tip Speed:
 60" - 12,384 fpm
 72" - 14,861 fpm
 84" - 14,369 fpm
 Tailwheel(s): 15" Laminated, with Cast
 Iron Hub, Tapered Roller Bearings
 Cutting Height: 2" - 12"
 Cutting Capacity: 3"
 Skids: Replaceable
 Front and Rear Guards Available

MODEL NUMBER	DESCRIPTION	APPROX. MACHINE WEIGHT	SHIPPING WEIGHT	LIST PRICE
RCR2660	26 SERIES - 60" ROTARY CUTTER <u>Choose Front and Rear Guarding</u>	878#	958#	\$ 2,757
ADD -01	Front Chain Guard (312-781A)	35#	35#	\$ 193
ADD -02	Front Rubber Guard (312-782A)	30#	30#	\$ 141
ADD -41	Rear Chain Guard (312-410A)	66#	66#	\$ 227
RCR2672	26 SERIES - 72" ROTARY CUTTER <u>Choose Front and Rear Guarding</u>	934#	1014#	\$ 3,152
ADD -01	Front Chain Guard (312-793A)	46#	46#	\$ 225
ADD -02	Front Rubber Guard (312-794A)	40#	40#	\$ 155
ADD -41	Rear Chain Guard (312-396A)	73#	73#	\$ 260
RCR2684	26 SERIES - 84" ROTARY CUTTER <u>Choose Front and Rear Guarding</u>	1128#	1208#	\$ 3,689
ADD -01	Front Chain Guards (312-435A)	68#	68#	\$ 255
ADD -41	Rear Chain Guards (312-436A)	94#	94#	\$ 279
	<u>You Must Choose One for RCR2684</u>			
ADD -11	3 Point with Single 15" Laminated Tire	70#	70#	\$ 734
ADD -14	3 Point with Dual 15" Laminated Tires	195#	195#	\$ 1,111
ADD OPTION NO.	<u>COLOR OPTION</u>			
-82	Orange			

Gearbox HP rating is based on in field use and performance



WARNING!

Rotary Cutters used in non-agricultural areas must be equipped with front & rear guards. The possibility of thrown objects can be hazardous to persons or property.

Rotary Cutters

[RETURN TO INDEX](#)


RCF27 Series - Medium Duty

40-130 HP: 60" & 72"

60-130 HP: 84"



Hitch: 60" & 72" Cat. 1* or 2 (QH Adaptable)
 84": Cat. 2 Std. or Cat. 3 QH Adaptable or Pull-Type
 All Welded Deck
 Deck Height:
 60" & 72" is 11¹/₄"
 84" is 10¹/₈"
 Deck Thickness: 10 Gauge
 Side Panels: 1/4"

Gearbox: 540 RPM, 130 HP
 1³/₈" - 6 Spline
 Gearbox Output Shaft: 2"
 Driveline: Cat. 4 with
 4 Plate Slip-Clutch
 Stump Jumper: 60" - 3/16" x 24" Round
 72" - 3/16" x 30¹/₂" Round
 84" - 3/16" x 24" x 38" Oval
 Blades: Free Swinging High Suction
 60" - 1/2" x 4" x 25"
 72" - 1/2" x 4" x 29"
 84" - 1/2" x 4" x 31"
 Blade Bolt: Keyed with Hardened
 Flat Washer & Lock Nut
 Blade Tip Speed:
 60" - 12,384 fpm
 72" - 14,861 fpm
 84" - 14,369 fpm
 Tailwheel(s): 15" Laminated, with Cast
 Iron Hub, Tapered Roller Bearings
 Cutting Height: 1¹/₂" - 12"
 Cutting Capacity: 3"
 Skids: Replaceable
 Front and Rear Guards Available

MODEL NUMBER	DESCRIPTION	APPROX. MACHINE WEIGHT	SHIPPING WEIGHT	LIST PRICE
RCF2760	27 SERIES - 60" ROTARY CUTTER <u>Choose Front and Rear Guarding</u>	864#	944#	\$ 2,866
-01	Front Chain Guard (326-302A)	39#	39#	\$ 193
-02	Front Rubber Guard (326-303A)	24#	24#	\$ 141
-41	Rear Chain Guard (326-281A)	52#	52#	\$ 227
RCF2772	27 SERIES - 72" ROTARY CUTTER <u>Choose Front and Rear Guarding</u>	967#	1,047#	\$ 3,264
-01	Front Chain Guard (326-306A)	46#	46#	\$ 225
-02	Front Rubber Guard (326-307A)	28#	28#	\$ 155
-41	Rear Chain Guard (326-242A)	59#	59#	\$ 260
RCF2784	27 SERIES - 84" ROTARY CUTTER <u>Choose Front Guarding</u>	989#	1,069#	\$ 3,689
-01	Front Chain Guards (312-869A)	41#	41#	\$ 255
-02	Front Rubber Guard (312-866A)	25#	25#	\$ 166
	<u>You Must Choose One for RCF2784</u>			
-11	3 Point with Single 15" Laminated Tire	262#	262#	\$ 734
-14	3 Point with Dual 15" Laminated Tires	335#	335#	\$ 1,111
-12	Pull-Type with 21" Laminated Tires	500#	500#	\$ 2,278
	<u>You Must Choose One for Pull-Type RCF2784</u>			
-21	Ratchet Height Adjustment	15#	15#	\$ 200
-22	Hydraulic Type Adjustment	40#	40#	\$ 387
	<u>Choose Rear Guarding</u>			
-41	Rear Chain Guards (326-219A)	62#	62#	\$ 279
	<u>COLOR OPTION</u>			
-81	Green			
-82	Orange			
-83	Red			
	<u>Available Through Parts Dept. Only</u>			
326-607A	*Requires Top 3 Pt Cat 2/Cat 1 Conversion Kit			

Gearbox HP rating is based on in field use and performance

WARNING!
 Rotary Cutters used in non-agricultural areas must be equipped with front & rear guards. The possibility of thrown objects can be hazardous to persons or property.

Rotary Cutters

[RETURN TO INDEX](#)


RCF36 Series - Heavy Duty

60: 50-190 HP
72: 60-190 HP



Gearbox: 540 RPM, 190 HP
1³/₄" - 20 Spline
Gearbox Output Shaft: 2³/₈"
Driveline: Cat. 5 with 4 Plate Slip-Clutch
Stump Jumper: ³/₁₆"
Blades: Free Swinging High Lift
60" - 1¹/₂" x 4" x 23"
72" - 1¹/₂" x 4" x 29"
Blade Bolt: Keyed with Hardened
Flat Washer & Lock Nut
Blade Tip Speed:
60" - 13,572 fpm
72" - 14,861 fpm
Tailwheel(s): 15" Laminated, with Cast Iron Hub,
Tapered Roller Bearings, 21" on Pull-Type
Cutting Height: 2" - 12"
Cutting Capacity: 4"
Skids: Replaceable
Front and Rear Chain Guards Available

Hitch: Cat. 1* or 2 (QH Adaptable)
All Welded Deck
Deck Height: 13³/₈"
Deck Thickness: ³/₁₆"
Side Panels: ¹/₄"

MODEL NUMBER	DESCRIPTION	APPROX. MACHINE WEIGHT	SHIPPING WEIGHT	LIST PRICE
RCF3660	36 SERIES - 60" ROTARY CUTTER	1147#	1,227#	\$ 4,035
	<u>Choose Front Guarding</u>			
-01	Front Chain Guard (326-177A)	46#	46#	\$ 193
-02	Front Rubber Guard (326-254A)	19#	19#	\$ 141
-03	Front Double Chain Guard (326-255A)	63#	63#	\$ 254
	<u>Choose Rear Guarding</u>			
-41	Rear Chain Guard (326-310A)	40#	40#	\$ 291
-43	Rear Double Chain Guard (326-318A)	57#	57#	\$ 385
-45	Rear Band Guard (326-269A)	30#	30#	\$ N/C
	<u>You Must Choose One</u>			
-90	Standard Blade Carrier - 60"	112#		N/C
-91	Shredder Kit	142#		\$ 595
RCF3672	36 SERIES - 72" ROTARY CUTTER	1,238#	1,318#	\$ 4,670
	<u>Choose Front Guarding</u>			
-01	Front Chain Guard (326-200A)	55#	55#	\$ 225
-02	Front Rubber Guard (326-256A)	23#	23#	\$ 155
-03	Front Double Chain Guard (326-257A)	75#	75#	\$ 303
	<u>Choose Rear Guarding</u>			
-41	Rear Chain Guard (326-317A)	44#	44#	\$ 323
-43	Rear Double Chain Guard (326-319A)	64#	64#	\$ 411
-45	Rear Band Guard (326-270A)	35#	35#	\$ N/C
	<u>You Must Choose One</u>			
-90	Standard Blade Carrier - 72"	166#		N/C
-91	Shredder Kit	170#		\$ 595
ADD OPTION NO.	<u>COLOR OPTION</u>			
-81	Green			
-82	Orange			
-83	Red			

Available Through Parts Dept. Only

326-607A *Requires Top 3 Pt Cat 2/Cat 1 Conversion Kit

Gearbox HP rating is based on in field use and performance

WARNING!

Rotary Cutters used in non-agricultural areas must be equipped with front & rear guards. The possibility of thrown objects can be hazardous to persons or property.

Rotary Cutters

[RETURN TO INDEX](#)


RCF36 Series - Heavy Duty

84 Lift: 70-190 HP; Pull: 50-190 HP



Hitch: Cat. 2 or Cat. 3 (QH Adaptable)
 All Welded Deck
 Deck Height: 13³/₈"
 Deck Thickness: 3³/₁₆"
 Side Panels: 1¹/₄"
 Gearbox: 540 RPM, 190 HP
 1³/₄" - 20 Spline
 Gearbox Output Shaft: 2³/₈"
 Driveline: Cat. 5 with 4 Plate Slip-Clutch
 Stump Jumper: 3³/₁₆"
 Blades: Free Swinging High Lift
 1¹/₂" x 4" x 29"
 Blade Bolt: Keyed with Hardened
 Flat Washer & Lock Nut
 Blade Tip Speed: 14,369 fpm
 Tailwheel(s): 15" Laminated, with Cast Iron Hub,
 Tapered Roller Bearings, 21" on Pull-Type
 Cutting Height: 2" - 12"
 Cutting Capacity: 4"
 Skids: Replaceable
 Front and Rear Chain Guards Available

MODEL NUMBER	DESCRIPTION	APPROX. MACHINE WEIGHT	SHIPPING WEIGHT	LIST PRICE
RCF3684	36 SERIES - 84" ROTARY CUTTER	1,369#	1,449#	\$ 4,389
	<u>Choose Front Guarding</u>			
-01	Front Chain Guards (326-661A)	64#	64#	\$ 255
-02	Front Rubber Guard (326-258A)	26#	26#	\$ 166
-03	Front Double Chain Guards (326-662A)	94#	94#	\$ 620
	<u>You Must Choose One</u>			
*-12	Pull-Type with Dual 21" Laminated Tires	565#	565#	\$ 2,278
-14	3 Point with Dual 15" Laminated Tires	501#	501#	\$ 1,958
	<u>You Must Choose One for 3-Point</u>			
-21	Ratchet Height Adjustment	15#	15#	\$ 200
-23	Hydraulic Height Adjustment	40#	40#	\$ 370
	<u>You Must Choose One for Pull-Type</u>			
-21	Ratchet Height Adjustment	15#	15#	\$ 200
-22	Hydraulic Type Adjustment	40#	40#	\$ 417
	<u>You Must Choose Rear Guarding</u>			
-41	Rear Chain Guard (326-184A)	66#	66#	\$ 413
-43	Rear Double Chain Guards (326-264A)	83#	83#	\$ 603
-45	Rear Band Guard (326-271A)	40#	40#	\$ N/C
	<u>You Must Choose One</u>			
-90	Standard Blade Carrier - 84"	220#		N/C
-91	Shredder Kit	200#		\$ 595
ADD OPTION NO.	<u>COLOR OPTION</u>			
-81	Green			
-82	Orange			
-83	Red			

Gearbox HP rating is based on in field use and performance

WARNING!
 Rotary Cutters used in non-agricultural areas must be equipped with front & rear guards. The possibility of thrown objects can be hazardous to persons or property.

Rotary Cutters

SC26 Series Skid Steer

Various Flow Requirements



SKID STEER MUST BE EQUIPPED WITH A CASE DRAIN SYSTEM.

Cutting Height: 1.5" to 18" infinitely variable
 Cutting Width: 60" or 72"
 Overall Width: 60: 65-1/2" 72: 78"
 Overall Length: 60: 73" 72: 91"
 Cutting Capacity: 2" Diameter
 Blade Rotation: Clockwise
 Blades & Blade Carrier: 1/2"x 4" Updraft,
 Heavy Duty Round Pan Stump Jumper
 Hitch: Universal Floating-Hitch Mounting Plate
 Adjustable to Center or 8 1/2" Right Offset
 Double Deck Design Construction:
 Lower Deck: 10 Gauge; Upper Deck: 14 Gauge
 Side Skirt Construction: 1/4" Steel
 Front Deck Protection: Single Row Chain Guard, Standard Eq.
 Rear Deck Protection: Double Row Chain Guard, Standard Eq.
 Deck Lift Height Protection: Safety Chain Limiter
 Deck Wear Protection: Optional Four Corner Mounted
 Skid Shoes
 Operator Protection: Optional Protective Door Shield
 Cutting Height Gauging: Optional Pivoting & Adjustable
 Front Mounted Gauge Wheel w/ Laminated Tire
 Maximum Operating Pressure: 3000 psi
 Low Volume Drive Motors: For hyd. systems with
 11-16 GPM flow at 1500-3000 PSI; (60" only)
 Medium Volume Drive Motors: For hyd. systems with
 17-21 GPM flow at 1500-3000 PSI;
 High Volume Drive Motors: For hyd. systems with
 18-27 GPM flow at 1500-3000 PSI;
 Low Volume Motor Blade Tip Speed: 18,540 FPM at 16 GPM
 Med. Volume Motor Blade Tip Speed: 18,850 FPM at 21 GPM
 High Volume Motor Blade Tip Speed: 19,000 FPM at 27 GPM
 Hydraulic Hose Length: 80" Standard

MODEL NUMBER	DESCRIPTION	APPROX. MACHINE WEIGHT	SHIPPING WEIGHT	LIST PRICE
SC2660	ROTARY CUTTER for Skid Steer Mounting - 60" Width Single Front Chain Guard Double Rear Chain Guard	1004#	1084#	\$ 3,994
SC2672	ROTARY CUTTER for Skid Steer Mounting - 72" Width Single Front Chain Guard Double Rear Chain Guard	1256#	1336#	\$ 5,772
	<u>You May Choose a Gauge Wheel</u>			
-01	Single Gauge Wheel - Front Mounted	114#	114#	\$ 404
	<u>You Must Choose a Hydraulic Motor Assembly</u>			
-11	Low Volume Motor: 11-16 GPM (60" only)			\$ 1,117
-12	Medium Volume Motor: 17-21 GPM			\$ 1,117
-13	High Volume Motor: 18-27 GPM			\$ 1,117
	<u>You May Pick an Extended Hose Assembly</u>			
-31	Longer Hose Kit - 116" Length			\$ 232
	<u>You May Pick a Skid Shoe Option</u>			
-41	Skid Shoes - Four Corners - 1/4" x 2"	15#	15#	\$ 93
-42	Heavy-Duty Skid Shoes - Four Corners - 3/8" x 3"	25#	25#	\$ 154
	<u>You Must Choose With or Without an Operator Protective Door</u>			
	<u>If the Skid Steer that is to be operated is not equipped with an Operator Protective Door, you MUST include it.</u> (This door may take some modification to fit properly. A protective door made specifically for a particular skid steer model may be available from the skid steer manufacturer.)			
-86	Operator Protective Door	10#	10#	\$ 340
-87	Without Operator Protective Door			\$ 0
-90	Quick Coupler Adapter for Kubota CTL Units	3#	3#	\$ 45

Gearbox HP rating is based on in field use and performance

Rotary Cutters

RETURN TO INDEX



RCD18 Series - Utility Duty - Dual Spindle Offset

35-60 HP



Made in USA
 Hitch: Cat. 1 QH with Clevis Type Lower Links
 10" Offset
 All Welded Deck
 Deck Height: 11⁵/₈"
 Deck Thickness: 10 gauge
 Cutting Capacity: 1¹/₂"
 Gearbox: 540 RPM, 60 HP Main, 45 HP Side
 Beveled Gears
 Cast Iron Housing
 Driveline: Cat. 3 with 2-Plate Slip-Clutch
 Safety Guards: Front-Rubber or Chain;
 Rear-Metal Band
 Blade Holder: Bar with Stump Jumper
 Blades: 2 ea. (1¹/₂" x 4" Heat Treated)
 Free Swinging Alloy Steel Suction Blades
 Blade Bolt: Keyed with Hardened Flat Washer &
 Lock Nut
 Blade Speed: 11,693 fpm
 Tailwheels: 15" Laminated Tire or
 4" x 16" Molded Rubber
 Cutting Height: 2"-12"
 Skids: Weld-on
 Additional Skids: Bolt-on
 Fits Land Pride Quick-Hitch

MODEL NUMBER	DESCRIPTION	APPROX. MACHINE WEIGHT	SHIPPING WEIGHT	LIST PRICE
<u>Choose One Tailwheel Package</u>				
RCD1884-11	18 SERIES - 84" ROTARY CUTTER with Dual Laminated Tailwheels	816#	896#	\$ 4,173
RCD1884-12	18 SERIES - 84" ROTARY CUTTER with Dual Solid Tailwheels	821#	901#	\$ 4,279
ADD OPTION				
<u>You MUST Choose One Front Guard Option</u>				
-01	Single Front Chain Guard (326-449A)	48#	48#	\$ 125
-02	Front Rubber Guard (326-342A)	23#	23#	\$ 77
<u>Options</u>				
-45	Extended Rear Band (326-458A)	35#	35#	\$ 87
<u>You May Choose a Color Option</u>				
-81	Green			
-82	Orange			
-83	Red			

Gearbox HP rating is based on in field use and performance

WARNING!

Rotary Cutters used in non-agricultural areas must be equipped with front & rear guards. The possibility of thrown objects can be hazardous to persons or property.

Rotary Cutters

[RETURN TO INDEX](#)


RCR25 Series - 8' Medium Duty

Pull-Type: 40-110 HP; Lift Type: 50-110 HP



Cutting Width: 94"
 Overall Width: 8'³/₄"
 Cutting Height: 2" - 12"
 Cutting Capacity: 1.5"
 Lift-Type: Cat. 1 and 2
 Quick Hitch Adaptable
 Pull-Type: Self-Leveling,
 w/ Dual-Leveling Rods
 Tongue Jack on Pull-Type

Deck Height: 9⁵/₈"
 Deck Thickness: 10 Gauge
 Side Skirt Thickness: 1/4"
 Gearbox: 540 rpm
 Beveled Gears
 Cast Iron Housing
 Gearbox Rating: Outboard - 60 HP
 T-Box - 110 HP
 Gearbox Input Shaft: 1³/₄" - 20 Spline
 Output Shaft Diameter: 2"
 Driveline: ASAE Cat. 4
 Equal Angle Shaft on Pull-Type
 Slip Protection: 4 Plate Slip-Clutch
 Rubber Flex Coupler to Wing Boxes
 Blade Holder: 2 ea., 3/16" Stump Jumper
 Blades: 2 per Blade Holder; 1/2" x 4" Heat Treated
 Free Swinging Suction Blades
 Blade Tip Speed: 540 rpm 14,492 fpm
 Tailwheel: Lift-Type, 2 ea. 4" x 8" x 15¹/₄"
 Castered Laminated Tires
 Pull Type: 6" x 9" x 21" Laminated Tires, or
 24" Used Aircraft Tires
 Tapered Roller Bearings & Cast Iron Hub
 Replaceable Skids
 Optional Front Chain Guard or Rubber Guard
 Optional Rear Chain Guard or Rubber Guard
 Spring Shock Absorber on Axle of Pull Type

MODEL NUMBER	DESCRIPTION	APPROX. MACHINE WEIGHT	SHIPPING WEIGHT	LIST PRICE
RCR2596	25 SERIES - 8' ROTARY CUTTER - 540 rpm	1068#	1068#	\$ 4,167
ADD OPTION				
NUMBER	Choose One Front Guard			
-01	Front Chain Guard (312-775A)	90#	90#	\$ 189
-02	Front Rubber Guard (312-774A)	50#	50#	\$ 167
	Choose One Hitch Feature			
-11	3 Point Lift-Type w/Laminated Tires and Slip-Clutch Driveline	170#	170#	\$ 814
-12	Pull-Type with Equal Angle Driveline	265#	265#	\$ 1,307
	Choose One Tire Feature - Pull-Type Only			
-21	21" Laminated Tires - Set of 2	150#	150#	\$ 244
-24	Used Airplane Tires - Set of 2	150#	150#	\$ 329
	Choose One Rear Guard			
-41	Rear Chain Guard (312-616A)	52#	52#	\$ 115
-42	Rear Rubber Guard (312-618A)	32#	32#	\$ 104
	Pull-Type - Choose One Height Adjustment			
-51	Ratchet Jack	15#	15#	\$ 104
-52	Hydraulic Cylinder and Hoses	40#	40#	\$ 408
	You May Choose a Color Option			
-81	Green			
-82	Orange			
-83	Red			

Gearbox HP rating is based on in field use and performance



WARNING!

Rotary Cutters used in non-agricultural areas must be equipped with front & rear guards. The possibility of thrown objects can be hazardous to persons or property.

Rotary Cutters

[RETURN TO INDEX](#)


RCR25 Series - 10' Medium Duty

Pull-Type: 50-110 HP; Lift-Type: 60-110 HP



Cutting Width: 9'10"
 Overall Width: 10'3 1/2"
 Cutting Height: 2" - 10 1/2"
 Cutting Capacity: 1.5"
 Lift-Type: Cat. 2 and 3
 Quick Hitch Adaptable
 Pull-Type: Self-Leveling w/Dual Leveling Rods
 Tongue Jack on Pull-Type
 Deck Height: 9 5/8"
 Deck Thickness: 10 Gauge
 Side Skirt Thickness: 1/4"

Gearbox: 540 rpm or 1,000 rpm
 Beveled Gears
 Cast Iron Housing
 Gearbox Rating: Outboard-60 HP; T-Box - 120 HP
 Gearbox Input Shaft: 1 3/4" - 20 Spline
 Output Shaft Diameter: 2"
 Driveline: ASAE Cat. 4
 Constant Velocity U-Joint or
 Equal Angle Shaft on Pull-Type
 Slip Protection: 540 rpm: 4 Plate Slip-Clutch
 1000 rpm: 2 Plate Slip-Clutch
 Rubber Flex Coupler to Wing Boxes
 Blade Holder: 2 ea., 3/16" Stump Jumper
 Blades: 2 per Blade Holder; 1/2" x 4" Heat Treated
 Free Swinging Suction Blades
 Blade Tip Speed: 540 rpm - 17,749 fpm
 1000 rpm - 18,035 fpm
 Tailwheel: Lift-Type, 2 ea. 4" x 8" x 15 1/4"
 Castered Laminated Tires
 Pull Type: 2 ea. 6" x 9" x 21" Laminated Tires,
 or 5" x 15" Rims or
 7.75" x 15" x 24" Used Aircraft Tires
 Tapered Roller Bearings & Cast Iron Hub
 Replaceable Skids
 Optional Front Chain Guard or Rubber Guard
 Optional Rear Chain Guard or Rubber Guard
 Spring Shock Absorber on Axle of Pull Type

MODEL NUMBER	DESCRIPTION	APPROX. MACHINE WEIGHT	SHIPPING WEIGHT	LIST PRICE
RCR2510	25 SERIES - 10' ROTARY CUTTER - 540 rpm	1400#	1400#	\$ 5,936
RCRM2510	25 SERIES - 10' ROTARY CUTTER - 1000 rpm	1400#	1400#	\$ 5,991
ADD				
OPTION NO.	Choose One Front Guard			
-01	Front Chain Guard (312-751A)	110#	110#	\$ 248
-02	Front Rubber Guard (312-752A)	70#	70#	\$ 226
	Choose One Hitch Feature			
-11	3 Point w/Laminated Tires and Driveline	175#	175#	\$ 873
-12	Pull-Type	210#	210#	\$ 823
	Choose One Tire Feature - Pull Type Only			
-21	21" Laminated Tires-Set of 2	150#	150#	\$ 244
-24	Used Aircraft Tires-Set of 2	150#	150#	\$ 329
	Pull-Type - Choose One Input Driveline Feature			
-31	540 RPM with Equal Angle Driveline	60#	60#	\$ 610
-32	540 RPM with Constant Velocity Driveline	60#	60#	\$ 1,046
-31	1000 RPM with Equal Angle Driveline	60#	60#	\$ 610
-32	1000 RPM with Constant Velocity Driveline	60#	60#	\$ 1,046
	Choose One Rear Guard			
-41	Rear Chain Guard (312-503A)	65#	65#	\$ 138
-42	Rear Rubber Guard (312-505A)	40#	40#	\$ 125
	Pull-Type - Choose One Height Adjustment			
-51	Ratchet Jack	15#	15#	\$ 104
-52	Hydraulic Cylinder and Hoses	40#	40#	\$ 408
	You May Choose a Color Option			
-81	Green			
-82	Orange			
-83	Red			

Gearbox HP rating is based on in field use and performance

WARNING!
 Rotary Cutters used in non-agricultural areas must be equipped with front & rear guards. The possibility of thrown objects can be hazardous to persons or property.

Rotary Cutters

RETURN TO INDEX



RCR35 Series - 10' Medium Duty

Semi-Mount & Pull-Type: 50-120 HP; Lift-Type: 60-120 HP



Cutting Width: 10'
Overall Width: 10' 5"
Cutting Height: 2" - 10 1/2"
Cutting Capacity: 2"
Lift-Type, Semi-Mount: Cat. 2 and 3
Quick Hitch Adaptable
Pull-Type - Self-Leveling
Tongue Jack on Pull-Type
Deck Height: 9 5/8"
Deck Thickness: 10 Gauge
Side Skirt Thickness: 1/4"

Gearbox: 540 rpm or 1,000 rpm
Beveled Gears,
Cast Iron Housing
Gearbox Rating: Outboard-100 HP; T-Box - 120 HP
Gearbox Input Shaft: 1 3/4" - 20 Spline
Output Shaft Diameter: 2"
Driveline: ASAE Cat. 4 Constant Velocity U-Joint
or Equal Angle Shaft on Pull-Type
Slip Protection: 540 rpm: 4 Plate Slip-Clutch
1000 rpm: 2 Plate Slip-Clutch
Rubber Flex Coupler to Wing Boxes
Blade Holder: 2 ea., 3/16" Stump Jumper
Blades: 2 per Blade Holder; 1/2" x 4" Heat Treated
Free Swinging Suction Blades
Blade Tip Speed: 540 rpm - 17,291 fpm
1000 rpm - 17,569 fpm
Tailwheel:
Lift-Type, 2 ea. 4" x 8" x 15 1/4" Castered Laminated Tires
Pull Type: Single or Dual 6" x 9" x 21" Laminated Tires,
or 7.75" x 15" x 24" Used Airplane Tires
Semi-Mount: 6"x 9" x 24" Laminated Tires
Tapered Roller Bearings & Cast Iron Hub
Replaceable Skids
Optional Front Chain Guard or Rubber Deflector
Optional Rear Chain Guard or Rubber Guard
Spring Shock Absorber on Axle of Pull Type

MODEL NUMBER	DESCRIPTION	APPROX. MACHINE WEIGHT	SHIPPING WEIGHT	LIST PRICE
RCR3510	35 SERIES - 10' ROTARY CUTTER - 540 rpm	1825#	1825#	\$ 7,996
RCRM3510	35 SERIES - 10' ROTARY CUTTER - 1000 rpm	1825#	1825#	\$ 8,055
ADD.				
OPTION NO.	Choose One Front Guard			
-01	Front Chain Guard (312-502A)	120#	120#	\$ 272
-02	Front Rubber Guard (312-504A)	80#	80#	\$ 249
	Choose One For 3-Point or Semi-Mount			
-11	3 Point w/Laminated Tires and Driveline	175#	175#	\$ 889
-13	Semi-Mount Hitch w/Laminated Tires and Driveline	220#	220#	\$ 1,481
	Choose One For Pull-Type			
-12-31	Pull Type w/ Equal Angle Input Driveline-2 wheel axle	210#	210#	\$ 1,473
-12-32	Pull Type w/ Constant Velocity Input Driveline-2 wheel axle	210#	210#	\$ 1,965
-14-31	Pull Type w/ Equal Angle Input Driveline-4 wheel axle	220#	220#	\$ 1,566
-14-32	Pull Type w/ Constant Velocity Input Driveline-4 wheel axle	220#	220#	\$ 2,058
	Choose One Tire Feature - Pull-Type Only			
-21	21" Laminated Tires - Set of 2	150#	150#	\$ 255
-24	Used Airplane Tires - Set of 2	150#	150#	\$ 342
-25	21" Laminated Tires - Set of 4	260#	260#	\$ 477
-27	Used Airplane Tires - Set of 4	260#	260#	\$ 654
-28	Used Airplane Tires - Foam Filled - Set of 4	313#	313#	\$ 927
	Choose One Rear Guard			
-41	Rear Chain Guard (312-503A)	65#	65#	\$ 138
-42	Rear Rubber Guard (312-505A)	40#	40#	\$ 125
	Choose One Height Adjustment - Pull-Type or Semi-Mount Only			
-51	Ratchet Jack	15#	15#	\$ 104
-52	Hydraulic Cylinder and Hoses	40#	40#	\$ 408
	You May Choose a Color Option			
-81	Green			
-82	Orange			
-83	Red			

Gearbox HP rating is based on in field use and performance

WARNING!
Rotary Cutters used in non-agricultural areas must be equipped with front & rear guards. The possibility of thrown objects can be hazardous to persons or property.

Rotary Cutters

[RETURN TO INDEX](#)


RCF30 Series - 8' Medium Duty

Semi-Mount & Pull-Type: 40-110 HP; Lift Type: 50-110 HP



Cutting Width: 96"
Overall Width: 8'7"
Cutting Height: 2" - 12"
Cutting Capacity: 2.5"
Lift-Type & Semi-Mount: Cat. 1 and 2, Quick Hitch Adaptable
Pull-Type: Self-Leveling,
w/ Dual-Leveling Rods

Tongue Jack on Pull-Type
Deck Height: 11 1/4"
Deck Thickness: 10 Gauge
Side Skirt Thickness: 1/4"
Gearbox: 540 rpm
Beveled Gears, Cast Iron Housing
Gearbox Rating: Outboard - 110 HP
T-Box - 160 HP
Gearbox Input Shaft: 1 3/4" - 20 Spline
Output Shaft Diameter: 2"
Driveline: ASAE Cat. 4
Equal Angle Driveline on Pull-Type
Slip Protection: 4 Plate Slip-Clutch
Rubber Flex Coupler to Outboard Boxes
Blade Holder: 2 ea., 3/16" Stump Jumper
Blades: 2 per Blade Holder; 1/2" x 4" Heat Treated
Free Swinging Suction Blades
Blade Tip Speed: 540 rpm 16,360 fpm
Tailwheels: See selections below
Tapered Roller Bearings & Cast Iron Hub
Replaceable Skids
Spring Shock Absorber on Pull-Type & Semi-Mount Axle

MODEL NUMBER	DESCRIPTION	APPROX. MACHINE WEIGHT	SHIPPING WEIGHT	LIST PRICE
RCF3096	30 SERIES - 8' ROTARY CUTTER - 540 rpm	1200#	1200#	\$ 4,109
ADD OPTION NUMBER	Choose One Front Guard			
-01	Front Single Chain Guard (326-582A)	70#	70#	\$ 247
-02	Front Rubber Guard (326-573A)	26#	26#	\$ 178
-03	Front Double Chain Guard (326-583A)	99#	99#	\$ 325
	Choose One Hitch Feature			
-11	3-Point, 15" Laminated Tires w/Dual Beam Axles	350#	350#	\$ 1,625
-12	Pull-Type with Single Spindle HD Toolbar Axle	560#	560#	\$ 1,890
-13	Semi-Mount, HD Toolbar Axle w/two 21" Laminated	524#	524#	\$ 2,200
-14	Pull-type with Dual Spindle HD Toolbar Axle	586#	586#	\$ 1,995
-16	Semi-Mount, HD Toolbar Axle w/two 15" Laminated	420#	420#	\$ 1,800
-17	3-Point, HD Toolbar Axle w/two 15" Laminated	420#	420#	\$ 1,950
-18	3-Point, HD Toolbar Axle w/two 21" Laminated	524#	524#	\$ 2,950
	Choose One Tire Feature - Pull-Type Only			
-20	21" Laminated Tires - Set of 2	139#	139#	\$ 270
-21	29" Used Aircraft Tires - Set of 2	160#	160#	\$ 395
-24	24" Foam Filled Used Aircraft Tires - Set of 2	175#	175#	\$ 665
-25	21" Laminated Tires - Set of 4	278#	278#	\$ 540
-27	29" Used Aircraft Tires - Set of 4	320#	320#	\$ 795
-28	24" Foam Filled Used Aircraft Tires - Set of 4	350#	350#	\$ 1,325
	Choose One Driveline Feature - Pull-Type Only			
-31	Equal Angle Driveline - 540 rpm	75#	75#	\$ 660
-32	Constant Velocity Driveline - 540 rpm	75#	75#	\$ 1,250
	Choose One Rear Guard			
-41	Rear Single Chain Guard (326-535A)	28#	28#	\$ 133
-42	Rear Rubber Guard (327-130A)	11#	11#	\$ 120
-43	Rear Double Chain Guard (326-536A)	40#	40#	\$ 330
	Choose One Height Adjustment - Not Needed with Option 11			
-51	Ratchet Jack	20#	20#	\$ 110
-52	Hydraulic Cylinder and Hoses - Pull-Type or Semi-Mount Only	40#	40#	\$ 408
-53	Hydraulic Cylinder and Hoses - 3-Point	40#	40#	\$ 408
	You May Choose a Color Option			
-81	Green			
-82	Orange			
-83	Red			

Rotary Cutters

[RETURN TO INDEX](#)


RCF(M)30 Series - 10' Medium Duty

Semi-Mount & Pull-Type: 50-110 HP; Lift-Type: 60-110 HP

Cutting Width: 10'
 Overall Width: 10' 6 1/2"
 Cutting Height: 2" - 12"
 Cutting Capacity: 2 1/2"
 Lift-Type & Semi-Mount: Cat. 2 and 3,
 Quick Hitch Adaptable
 Pull-Type: Self-Leveling
 w/Dual Leveling Rods
 Tongue Jack on Pull-Type
 Deck Height: 11 1/2"
 Deck Thickness: 10 Gauge
 Side Skirt Thickness: 1/4"
 Gearbox: 540 rpm or 1,000 rpm
 Beveled Gears
 Cast Iron Housing
 Gearbox Rating: Outboard-110 HP; T-Box - 160 HP
 Gearbox Input Shaft: 1 3/4" - 20 Spline
 Output Shaft Diameter: 2"

Driveline: ASAE Cat. 4
 Constant Velocity U-Joint or
 Equal Angle Shaft on Pull-Type
 Slip Protection: 540 rpm: 4 Plate Slip-Clutch
 1000 rpm: 2 Plate Slip-Clutch
 Rubber Flex Coupler to Outboard Boxes
 Blade Holder: 2 ea., 3/16" Stump Jumper
 Blades: 2 per Blade Holder; 1/2" x 4" Heat Treated
 Free Swinging Suction Blades
 Blade Tip Speed: 540 rpm - 17,100 fpm
 1000 rpm - 17,300 fpm
 Tailwheels: See selections below
 Tapered Roller Bearings & Cast Iron Hub
 Replaceable Skids
 Spring Shock Absorber on Pull-Type & Semi-Mount Axle

MODEL NUMBER	DESCRIPTION	APPROX. MACHINE WT	SHIPPING WEIGHT	LIST PRICE
RCF3010	30 SERIES - 10' ROTARY CUTTER - 540 rpm	1587#	1587#	\$ 5,510
RCFM3010	30 SERIES - 10' ROTARY CUTTER - 1000 rpm	1587#	1587#	\$ 5,510
ADD				
OPTION NO.	Choose One Front Guard			
-01	Front Single Chain Guard (327-090A)	87#	87#	\$ 275
-02	Front Rubber Guard (327-096A)	31#	31#	\$ 220
-03	Front Double Chain Guard (327-093A)	124#	124#	\$ 365
	Choose One for 3-Point or Semi-Mount			
-11	3 Point w/15" Laminated Tires and Driveline	467#	467#	\$ 1,681
-13	Semi-Mount w/21" Laminated Tires	504#	504#	\$ 2,200
-15	3 Point w/21" Laminated Tires	604#	604#	\$ 2,150
-16	Semi-Mount w/15" Laminated Tires	402#	402#	\$ 1,516
	Pull-Type - Choose One Input Driveline Feature			
-12-31	Pull-Type 540 RPM with Equal Angle Driveline	543#	543#	\$ 2,321
-12-32	Pull-Type 540 RPM with Constant Velocity Driveline	617#	617#	\$ 2,726
-14-31	Pull-Type 1000 RPM with Equal Angle Driveline	568#	568#	\$ 2,595
-14-32	Pull-Type 1000 RPM with Constant Velocity Driveline	642#	642#	\$ 3,000
	Choose One Tire Feature - Pull Type Only			
-20	21" Laminated Tires - Set of 2	139#	139#	\$ 270
-21	29" Used Aircraft Tires - Set of 2	160#	160#	\$ 395
-24	24" Foam Filled Used Aircraft Tires - Set of 2	175#	175#	\$ 665
-25	21" Laminated Tires - Set of 4	278#	278#	\$ 540
-27	29" Used Aircraft Tires - Set of 4	320#	320#	\$ 795
-28	24" Foam Filled Used Aircraft Tires - Set of 4	350#	350#	\$ 1,325
	Choose One Rear Guard			
-41	Rear Single Chain Guard (326-462A)	35#	35#	\$ 155
-42	Rear Rubber Guard (326-525A)	7#	7#	\$ 140
-43	Rear Double Chain Guard (326-463A)	50#	50#	\$ 330
	Choose One Height Adjustment			
-51	Ratchet Jack - Pull-type, Semi-Mount, 3-Point	20#	20#	\$ 110
-52	Hydraulic Cylinder and Hoses - Pull-Type, Semi-Mount	40#	40#	\$ 408
-53	Hydraulic Lift - 3 Point only	45#	45#	\$ 408
	You May Choose a Color Option			
-81	Green			
-82	Orange			
-83	Red			

Gearbox HP rating is based on in field use and performance


WARNING!
 Rotary Cutters used in non-agricultural areas must be equipped with front & rear guards. The possibility of thrown objects can be hazardous to persons or property.

Rotary Cutters

[RETURN TO INDEX](#)


RCF(M)36 Series - 8' Heavy Duty

Semi-Mount & Pull-Type: 40-120 HP ; Lift Type: 50-120 HP



Cutting Width: 8'
 Overall Width: 8' 7"
 Cutting Height: 2" - 12"
 Cutting Capacity: 3"
 Lift-Type, Semi-Mount: Cat. 1 & 2, Quick Hitch Adaptable
 Pull-Type: Self-Leveling w/ Dual-Leveling Rods
 Tongue Jack on Pull-Type
 Deck Height: 13"
 Deck Thickness: 10 Gauge
 Side Skirt Thickness: 1/4"

Gearbox: 540 rpm or 1,000 rpm
 Beveled Gears, Cast Iron Housing
 Gearbox Rating: Outboard - 205 HP; T-Box - 210 HP
 Gearbox Input Shaft: 1 3/4" - 20 Spline
 Output Shaft Diameter: 2 3/8"
 Driveline: ASAE Cat. 4
 Equal Angle Shaft on Pull-Type
 Slip Protection: 540 rpm: 4 Plate Slip-Clutch
 1000 rpm: 2 Plate Slip-Clutch
 Rubber Flex Coupler to Wing Boxes
 Blade Holder: 2 ea., 3/16" Stump Jumper
 Blades: 2 per Blade Holder; 1/2" x 4" Heat Treated
 Free Swinging Suction Blades
 Blade Tip Speed: 540 rpm - 17,100 fpm
 1000 rpm - 17,375 fpm
 Tailwheels: See selections below
 Tapered Roller Bearings & Cast Iron Hub
 Replaceable Skids
 Spring Shock Absorber on Pull-Type & Semi-Mount Axle

MODEL NUMBER	DESCRIPTION	APPROX. MACHINE WT	SHIPPING WEIGHT	LIST PRICE
RCF3696	36 SERIES - 8' ROTARY CUTTER - 540 rpm	1393#	1393#	\$ 5,010
RCFM3696	36 SERIES - 8' ROTARY CUTTER - 1000 rpm	1393#	1393#	\$ 5,010
ADD OPTION NUMBER	Choose One Front Guard			
-01	Front Single Chain Guard (326-541A)	72#	72#	\$ 247
-02	Front Rubber Guard (326-543A)	32#	32#	\$ 178
-03	Front Double Chain Guard (326-542A)	100#	100#	\$ 325
	Choose One Hitch Feature			
-11	3-Point, 15" Laminated with Dual Beam Axles	346#	346#	\$ 1,600
-12	Pull-Type with Single Spindle HD Toolbar Axle	560#	560#	\$ 1,775
-13	Semi-Mount, HD Toolbar Axle w/two 21" Laminated	524#	524#	\$ 2,150
-14	Pull-Type with Dual Spindle HD Toolbar Axle	586#	586#	\$ 1,890
-16	Semi-Mount, HD Toolbar Axle w/two 15" Laminated	420#	420#	\$ 1,800
-17	3-Point, HD Toolbar Axle w/two 15" Laminated	420#	420#	\$ 1,990
-18	3-Point, HD Toolbar Axle w/two 21" Laminated	524#	524#	\$ 2,990
	Choose One Tire Feature - Pull-Type Only			
-20	21" Laminated Tires - Set of 2	139#	139#	\$ 270
-21	29" Used Aircraft Tires - Set of 2	160#	160#	\$ 395
-24	24" Foam Filled Used Aircraft Tires - Set of 2	175#	175#	\$ 665
-25	21" Laminated Tires - Set of 4	278#	278#	\$ 540
-27	29" Used Aircraft Tires - Set of 4	320#	320#	\$ 795
-28	24" Foam Filled Used Aircraft Tires - Set of 4	350#	350#	\$ 1,325
	Choose One Driveline Feature - Pull-Type Only			
-31	Equal Angle Driveline - 540 or 1000 rpm	75#	75#	\$ 725
-32	Constant Velocity Driveline - 540 or 1000 rpm	75#	75#	\$ 1,315
	Choose One Rear Guard			
-41	Rear Single Chain Guard (326-535A)	27#	27#	\$ 133
-42	Rear Rubber Guard (326-545A)	5#	5#	\$ 120
-43	Rear Double Chain Guard (326-536A)	40#	40#	\$ 330
	Choose One Height Adjustment- Not Needed with Option 11			
-51	Ratchet Jack	20#	20#	\$ 110
-52	Hydraulic Cylinder and Hoses - Pull-Type or Semi-Mount Only	40#	40#	\$ 408
-53	Hydraulic Cylinder and Hoses - 3-Point, HD Tool Bar Axle	40#	40#	\$ 408
	You May Choose a Color Option			
-81	Green			
-82	Orange			
-83	Red			

Rotary Cutters

[RETURN TO INDEX](#)


RCF(M)36 Series - 10' Heavy Duty

Semi-Mount & Pull-Type: 50-120 HP; Lift-Type: 60-120 HP

Cutting Width: 10'

Overall Width: 10' 6 1/2"

Cutting Height: 2" - 12"

Cutting Capacity: 3"

Lift-Type, Semi-Mount: Cat. 2 and 3

Quick Hitch Adaptable

Pull-Type - Self-Leveling w/ Dual-Leveling Rods

Tongue Jack on Pull-Type

Deck Height: 13"

Deck Thickness: 10 Gauge

Side Skirt Thickness: 1/4"

Gearbox: 540 rpm or 1,000 rpm

Beveled Gears, Cast Iron Housing

Gearbox Rating: Outboard-205 HP; T-Box - 210 HP

Gearbox Input Shaft: 1 3/4" - 20 Spline

Output Shaft Diameter: 2 3/8"

Driveline: ASAE Cat. 4 Constant Velocity U-Joint
or Equal Angle Shaft on Pull-Type

Slip Protection: 540 rpm: 4 Plate Slip-Clutch

1000 rpm: 2 Plate Slip-Clutch

Rubber Flex Coupler to Outboard Boxes

Blade Holder: 2 ea., 3/16" Stump Jumper

Blades: 2 per Blade Holder; 1/2" x 4" Heat Treated

Free Swinging Suction Blades

Blade Tip Speed: 540 rpm - 17,150 fpm

1000 rpm - 17,425 fpm

Tailwheels: See selections below

Tapered Roller Bearings & Cast Iron Hub

Replaceable Skids

Spring Shock Absorber on Pull-Type & Semi-Mount Axle

MODEL NUMBER	DESCRIPTION	APPROX. MACHINE WT	SHIPPING WEIGHT	LIST PRICE
RCF3610	36 SERIES - 10' ROTARY CUTTER - 540 rpm	1669#	1669#	\$ 7,000
RCFM3610	36 SERIES - 10' ROTARY CUTTER - 1000 rpm	1669#	1669#	\$ 7,000
ADD				
OPTION NO.	Choose One Front Guard			
-01	Front Single Chain Guard (326-437A)	89#	89#	\$ 275
-02	Front Rubber Guard (326-524A)	39#	39#	\$ 220
-03	Front Double Chain Guard (326-440A)	125#	125#	\$ 365
	Choose One For 3-Point or Semi-Mount			
-11	3-Point w/15" Laminated Tires and Driveline	497#	497#	\$ 1,950
-13	Semi-Mount Hitch w/21" Laminated Tires and Driveline	539#	539#	\$ 2,450
-15	3-Point w/21" Laminated Tires and Driveline	601#	601#	\$ 2,650
-16	Semi-Mount w/15" Laminated Tires and Driveline	436#	436#	\$ 1,800
	Choose One For Pull-Type			
-12-31	Pull-Type w/ Equal Angle Input Driveline - Single wheel axle	577#	577#	\$ 2,620
-12-32	Pull-Type w/ Constant Velocity Input Driveline - Single wheel axle	653#	653#	\$ 2,965
-14-31	Pull-Type w/ Equal Angle Input Driveline - Dual wheel axle	605#	605#	\$ 2,745
-14-32	Pull-Type w/ Constant Velocity Input Driveline - Dual wheel axle	681#	681#	\$ 3,090
	Choose One Tire Feature - Pull-Type Only			
-20	21" Laminated Tires - Set of 2	139#	139#	\$ 270
-21	29" Used Aircraft Tires - Set of 2	160#	160#	\$ 395
-24	24" Foam Filled Used Aircraft Tires - Set of 2	175#	175#	\$ 665
-25	21" Laminated Tires - Set of 4	278#	278#	\$ 540
-27	29" Used Aircraft Tires - Set of 4	320#	320#	\$ 795
-28	24" Foam Filled Used Aircraft Tires - Set of 4	350#	350#	\$ 1,325
	Choose One Rear Guard			
-41	Rear Single Chain Guard (326-462A)	35#	35#	\$ 155
-42	Rear Rubber Guard (326-525A)	7#	7#	\$ 140
-43	Rear Double Chain Guard (326-463A)	50#	50#	\$ 330
	Choose One Height Adjustment			
-51	Ratchet Jack- Pull-Type, Semi-Mount, 3-Point	20#	20#	\$ 110
-52	Hydraulic Cylinder and Hoses-Pull-type, Semi-Mount	40#	40#	\$ 408
-53	Hydraulic Cylinder and Hoses - 3-Point only	45#	45#	\$ 408
	You May Choose a Color Option			
-81	Green			
-82	Orange			
-83	Red			

Rotary Cutters - 12'

RETURN TO INDEX



RC2512 - 12' Medium Duty Smooth Top

40-75 HP



RANGER

Working Width: 12'
 Transport Width: 7'11"
 Overall Width: 12'7"
 Overall Length: 13'3"
 Hitch: Pull-Type, Self-Leveling Hitch & Clevis
 Hitch Weight: 793 lbs.
 Tongue Jack
 Cutting Height: 1 1/2" - 12"
 Cutting Capacity: 1 1/2"
 Deck Height: 11"
 Deck Thickness: 10 Gauge
 Side Skirt Thickness: 3/16 Plate
 Gearbox: 540 rpm: 160 HP Divider; 75 HP Center & Wings

Gearbox Input Shaft: 1 3/8" 6 Spline
 Gearbox Output Shaft: 1 1/2"
 Input Driveline: Constant Velocity U-Joint, Cat. 4
 Connecting Driveline: Cat. 3 Slip-Clutch
 Stump-Jumper: 10 Gauge, Round, Dish Shaped
 Blades: 2 per Section, 1/2" x 3" Heat Treated
 Free Swinging Alloy Steel with Uplift
 Blade Bolt: Keyed with Hardened Flatwasher
 & Lock Nut
 Blade Overlap: 6"
 Blade Speed: Center: 16,500 fpm, Wings: 16,000 fpm
 Wheels: 4
 20.5" x 6.75" Used Aircraft Tires or
 6" x 9" x 21" Laminated Tires
 Tapered Roller Bearings & Cast Iron 5-Bolt Hubs
 with 1 3/4" Shaft
 Wing Transport Locks
 Wing Hydraulics: 2" x 8" Cylinder, Hoses & Fittings
 Height Adjustments: 2 1/2" x 8" Cylinder, Hose, Fittings
 & Stroke Control Spacers
 Skid Shoes: Wings & Center, Replaceable
 Front and Rear Chain Shielding
 Blade Rotation: L-CCW, C-CCW, R-CW

MODEL NUMBER	DESCRIPTION	APPROX. MACHINE WEIGHT	SHIPPING WEIGHT	LIST PRICE
RC2512-20	12' ROTARY CUTTER - 540 rpm Front and Rear Chain Guards 4 ea. Aircraft Tires Constant Velocity Input Driveline	2,540#	2,540#	\$ 12,348
RC2512-21	12' ROTARY CUTTER - 540 rpm Front and Rear Chain Guards 4 ea. Laminated Tires Constant Velocity Input Driveline	2,712#	2,712#	\$ 12,348
ADD OPTION NO.	COLOR OPTIONS			
-81	Green			
-82	Orange			
-83	Red			

ACCESSORY AVAILABLE THROUGH THE PARTS DEPARTMENT

330-760K	Hydraulic Kit for raising wings independently of the cutting height cylinder Requires 2 sets of hydraulic outlets	\$	72
----------	---	----	----

Gearbox HP rating is based on in field use and performance




WARNING!

Rotary Cutters used in non-agricultural areas must be equipped with front & rear guards. The possibility of thrown objects can be hazardous to persons or property.

Rotary Cutters - 15'

[RETURN TO INDEX](#)


RC3615 - 15' Medium Duty Smooth Top 50-160 HP



Plainsman

Working Width: 15'
 Transport Width: 8' Minimum
 Overall Width: 15'8"
 Overall Length: 15'6"
 Hitch: Pull-Type, Self-Leveling Hitch & Clevis
 Tongue Jack
 Cutting Height: 2" - 14"
 Cutting Capacity: 2 1/2"
 Deck Height: 12"
 Deck Thickness: 10 Gauge
 Side Skirt Thickness: 1/4"
 Gearbox: 540 rpm: 160 HP Divider; 110 HP Center & Wings
 1000 rpm: 160 HP Divider; 110 HP Center & Wings

Gearbox Input Shaft: 1 3/4" 20 Spline
 Gearbox Output Shaft: 2"
 Input Driveline: Constant Velocity U-Joint Cat. 6, Splined
 or Conventional Cat. 5, Star Profile;
 540 or 1000 RPM
 Connecting Driveline: Cat. 4 Slip-Clutch
 Stump-Jumper: 3/16", Round, Dish Shaped
 Blades: 2 per Section, 1/2" x 4" Heat Treated
 Free Swinging Alloy Steel with Uplift
 Blade Bolt: Keyed with Hardened Flatwasher
 & Lock Nut
 Blade Overlap: 6"
 Blade Speed:
 540 rpm: Center: 15,268 fpm, Wings: 15,000 fpm
 1000 rpm: Center: 15,578 fpm, Wings: 14,620 fpm
 4, 6 or 8 Wheels, with Spring-Cushioned Center Axle
 Wheel Options:
 6" x 21" Laminated Tires
 29" x 7.75" x 15" Used Aircraft Tires w/wo foam
 Tapered Roller Bearings & Cast Iron 5-Bolt Hubs
 with 1 3/4" Shaft
 Wing Transport Locks
 Wing Hydraulics: 2 1/2" x 12" Cylinder, Hoses & Fittings
 Height Adjustments: 3" x 8" Cylinder, Hose, Fittings
 & Stroke Control Spacers
 Skid Shoes: Wings & Center, Replaceable
 Optional Front and Rear Shielding: Single or Double
 Chain, or Rubber
 Blade Rotation: L-CW, C-CCW, R-CCW

MODEL NUMBER	DESCRIPTION	APPROX. MACHINE WEIGHT	SHIPPING WEIGHT	LIST PRICE
RC3615-01123470	15' ROTARY CUTTER - 540 rpm Front Chain Guard (01) 6 ea. Laminated Tires, Dual Axle (12) Constant Velocity Input Driveline, Cat. 6 (34) Standard Clevis Hitch (70)	3620#	3620#	\$ 15,221
		3730#	3730#	\$ 15,516
RC3615-0112344170	15' ROTARY CUTTER - 540 rpm Front Chain Guard (01) 6 ea. Laminated Tires, Dual Axle (12) Constant Velocity Input Driveline, Cat. 6 (34) Rear Chain Guard (41) Standard Clevis Hitch (70)			
RC3615-0114344170	15' ROTARY CUTTER - 540 rpm Front Chain Guard (01) 6 ea. Used Airplane Tires (14) Constant Velocity Input Driveline, Cat. 6 (34) Rear Chain Guard (41) Standard Clevis Hitch (70)	3882#	3882#	\$ 15,791

Gearbox HP rating is based on in field use and performance

See pg. 41 for optional pricing and color options



WARNING!

Rotary Cutters used in non-agricultural areas must be equipped with front & rear guards. The possibility of thrown objects can be hazardous to persons or property.

Rotary Cutters - 15'

[RETURN TO INDEX](#)


RC3615 - 15' Medium Duty

50-160 HP

TO BUILD A UNIT NOT LISTED IN THE CONFIGURED UNIT PRICING, USE THE FOLLOWING.

MODEL NUMBER	DESCRIPTION	APPROX. MACHINE WEIGHT	LIST PRICE
RC3615	15' ROTARY CUTTER - 540 rpm	2764#	\$ 11,294
RCM3615	15' ROTARY CUTTER - 1000 rpm	2764#	\$ 11,362
ADD OPTION NUMBER	<u>Choose One Front Guard</u>		
-01	Single Row Chain Guard (330-481A)	200#	\$ 314
-02	Rubber Guard (330-482A)	130#	\$ 260
-03	Double Row Chain Guard (330-483A)	260#	\$ 582
	<u>You MUST Choose One Tire Option</u>		
-12	6 ea. Laminated Tailwheels	504#	\$ 2,559
-14	6 ea. Used Airplane Tires	656#	\$ 2,834
-16	4 ea. Laminated Tailwheels	342#	\$ 2,149
-18	4 ea. Used Airplane Tires	494#	\$ 2,330
-23	6 ea. Used Foam Filled Airplane Tires	736#	\$ 3,246
	<u>If 540 RPM - Choose One Driveline Package - Main Driveline - 1-3/8" - 6 Spline</u>		
-31	Main: Conventional U-Joint Wing: Cat. 4 Slip-Clutch	42#	\$ 780
-34	Main: Constant Velocity U-Joint Wing: Cat. 4 Slip-Clutch	75#	\$ 1,054
	<u>If 1000 RPM - Choose One Driveline Package - Main Driveline - 1-3/8" - 21 Spline</u>		
-31	Main: Conventional U-Joint Wing: Cat. 4 Slip-Clutch	42#	\$ 780
-34	Main: Constant Velocity U-Joint Wing: Cat. 4 Slip-Clutch	75#	\$ 1,054
	<u>Choose One Rear Guard</u>		
-41	Single Row Chain Guard (330-493A)	110#	\$ 295
-42	Rubber Guard (330-494A)	55#	\$ 255
-43	Double Row Chain Guard (330-495A)	170#	\$ 398
	<u>You May Choose a Winch Option</u>		
-51	Used to fold wings in a hydraulic failure (330-295A)	40#	\$ 529
	<u>You Must Choose a Deck Ring Option</u>		
-60	No Deck Rings	0#	\$ 0
-61	Deck Rings	200#	\$ 434
	<u>You Must Choose a Hitch Clevis Option</u>		
-70	Standard Clevis - Up and Down Swivel	77#	\$ 0
-71	Double Swivel Clevis - Up, Down and Side to Side	52#	\$ 118
-72	Bar-tite Clevis - Bolts & Clamps to Drawbar - Up & Down & Side to Side Swivel	68#	\$ 263
	<u>You May Choose a Color Option</u>		
-81	Green		
-82	Orange		
-83	Red		
318-316A	Hydraulic Wing Control Kit to hydraulically control each wing independently	8#	\$ 86

Gearbox HP rating is based on in field use and performance



WARNING!

Rotary Cutters used in non-agricultural areas must be equipped with front & rear guards. The possibility of thrown objects can be hazardous to persons or property.

Rotary Cutters - 20'

RETURN TO INDEX

7 YEAR
Limited Gearbox
Warranty

RC3620 - 20' Medium Duty

70-160 HP



Plainsman

Working Width: 20'
Transport Width: 9' 11" Minimum
Overall Width: 20' 10"
Overall Length: 19' 3"
Hitch: Pull-Type
Tongue Jack
Cutting Height: 2" - 12"
Cutting Capacity: 2"
Deck Height: 13"
Deck Thickness: 10 Gauge
Side Skirt Thickness: 1/4"
Gearbox: 540 rpm: Splitter 250 HP;
Wings & Center 130 HP Gearbox
1000 rpm: Splitter 250 HP;
Wings & Center 130 HP Gearbox

Gearbox Input Shaft: 1 3/4" 20 Spline
Gearbox Output Shaft: 2"
Input Driveline: Constant Velocity U-Joint Cat. 6, Splined
or Conventional Cat. 5, Star Profile;
540 or 1000 RPM
Connecting Driveline: Cat. 4, Slip-Clutch
Stump-Jumper: 10 Gauge, Round, Dish Shaped
Blades: 2 per Section, 1/2" x 4" Heat Treated
Free Swinging Alloy Steel with Uplift
Blade Bolt: Keyed with Hardened Flatwasher & Lock Nut
Blade Overlap: 6"
Blade Speed:
540 rpm: Center: 16,000 fpm, Wings: 16,000 fpm
1000 rpm: Center: 16,500 fpm, Wings: 16,500 fpm
6 or 8 Wheel Option, with Spring-Cushioned Center Axle
Tire Options:
6" x 21" Laminated Tires
29" x 9 x 15 Used Aircraft Tires
Tapered Roller Bearings & Cast Iron 5-Bolt Hubs w/1 3/4" Shaft
Wing Transport Locks
Wing Hydraulics: 3" x 12" Cylinder, Hoses & Fittings
Height Adjustments: 3-1/2" x 8" Cylinder, Hose, Fittings
& Stroke Control Spacers
Skid Shoes: Wings Reversible & Center, Both Replaceable
Optional Front and Rear Shielding:
Single or Double Chain
Optional Deck Rings - 1/2" x 3" Fully Welded

For 1000 RPM, change prefix to RCM

MODEL NUMBER	DESCRIPTION	APPROX. MACHINE WEIGHT	LIST PRICE
RC3620-011232416070	20' ROTARY CUTTER - 540 rpm Single Front Chain Guard (01) 6 ea. Laminated Tires, Dual Axle (12) Constant Velocity Input Driveline, Cat. 6 (32) Single Rear Chain Guard (41) No Deck Rings (60) Standard Clevis (70)	6280#	\$ 25,406
RC3620-021232426070	20' ROTARY CUTTER - 540 rpm Double Front Chain Guard (03) 6 ea. Laminated Tires, Dual Axle (12) Constant Velocity Input Driveline, Cat. 6 (32) Double Rear Chain Guard (43) No Deck Rings (60) Standard Clevis (70)	6442#	\$ 25,674
RC3620-011432416070	20' ROTARY CUTTER - 540 rpm Single Front Chain Guard (01) 6 ea. Used Airplane Tires, Dual Axle (14) Constant Velocity Input Driveline, Cat. 6 (32) Single Rear Chain Guard (41) No Deck Rings (60) Standard Clevis (70)	6680#	\$ 25,944
RC3620-021432426070	20' ROTARY CUTTER - 540 rpm Double Front Chain Guard (03) 6 ea. Used Airplane Tires, Dual Axle (14) Constant Velocity Input Driveline, Cat. 6 (32) Double Front Chain Guard (43) No Deck Rings (60) Standard Clevis (70)	6594#	\$ 26,212

See pg. 43 for optional pricing and color option

See pg. 42 for available hitches

Gearbox HP rating is based on in field use and performance



WARNING!

Rotary Cutters used in non-agricultural areas must be equipped with front & rear guards. The possibility of thrown objects can be hazardous to persons or property.

Rotary Cutters - 20'

RETURN TO INDEX



RC3620 - 20' Medium Duty

70-160 HP

TO BUILD A UNIT NOT LISTED IN CONFIGURED UNIT PRICING, USE THE FOLLOWING.

MODEL NUMBER	DESCRIPTION	APPROX. MACHINE WT	LIST PRICE
RC3620	20' ROTARY CUTTER - 540 rpm	5137#	\$ 21,930
RCM3620	20' ROTARY CUTTER - 1000 rpm	5137#	\$ 21,930
ADD			
OPTION NO.	<u>Choose One Front Guard</u>		
-01	Single Row Chain Guard (330-817A)	211#	\$ 513
-03	Double Row Chain Guard (330-818A)	233#	\$ 685
<u>Choose One Wheel & Axle Assembly</u>			
-12	6 ea. Laminated Tail Wheels with Dual Axle	661#	\$ 1,381
-14	6 ea. Used Airplane Tires with Dual Axle	933#	\$ 1,919
-20	8 ea. Laminated Tail Wheels with Dual Axle	801#	\$ 1,789
-22	8 ea. Used Airplane Tires with Dual Axle	1013#	\$ 2,519
<u>Choose One Driveline Package</u>			
-31	Conventional U-Joint Main - 540 rpm or 1000 rpm - Cat. 4 Wing	42#	\$ 1,175
-32	Constant Velocity U-Joint Main - 540 rpm or 1000 rpm - Cat. 4 Wing	75#	\$ 1,215
-33	Conventional U-Joint Main - 540 rpm or 1000 rpm - Cat. 5 Wing	42#	\$ 1,344
-34	Constant Velocity Main - 540 rpm or 1000 rpm - Cat. 5 Wing	75#	\$ 1,716
<u>Choose One Rear Guard</u>			
-41	Single Row Chain Guard (330-819A)	119#	\$ 367
-43	Double Row Chain Guard (330-820A)	150#	\$ 463
<u>You Must Choose Deck Rings or No Deck Rings</u>			
-60	No Deck Rings	0#	\$ 0
-61	Deck Rings	200#	\$ 894
<u>You Must Choose A Hitch Clevis Option</u>			
-70	Standard Clevis	77#	\$ 0
-71	Swivel Hitch	53#	\$ 118
-72	Bar Tite Hitch	68#	\$ 263
-73	Pintle Hitch	20#	\$ 118
-74	Ball Hitch	20#	\$ 118
<u>You May Choose A Color Option</u>			
-81	Green		
-82	Orange		
-83	Red		
-86	CAT Yellow		

Gearbox HP rating is based on in field use and performance

Rotary Cutters- Offset

RETURN TO INDEX

7 YEAR
Limited Gearbox
Warranty

RC3614 - 14' Medium Duty Offset

70-250 HP



Plainsman

Working Width: 14'

Transport Width: 8' 9"

Overall Width: 15'

Overall Length: 19' 3"

Hitch: Pull-Type

Tongue Jack

Cutting Height: 2" - 12"

Cutting Capacity: 2"

Deck Height: 13"

Deck Thickness: 10 Gauge

Side Skirt Thickness: 1/4"

Gearbox: 540 rpm: Splitter 250 HP;
Wing & Center 130 HP
1000 rpm: Splitter 250 HP;
Wing & Center 130 HP

Gearbox Input Shaft: 1 3/4" 20 Spline

Gearbox Output Shaft: 2"

Weightbox on Left Side

Input Driveline: Constant Velocity U-Joint Cat. 6, Splined
or Conventional Cat. 5, Star Profile;
540 or 1000 RPM

Connecting Driveline: Cat. 4, Slip-Clutch

Stump-Jumper: 10 Gauge, Round, Dish Shaped

Blades: 2 per Section, 1/2" x 4" Heat Treated

Free Swinging Alloy Steel with Uplift

Blade Bolt: Keyed with Hardened Flatwasher & Lock Nut

Blade Overlap: 6"

Blade Speed:

540 rpm: Center: 16,000 fpm, Wing: 16,000 fpm

1000 rpm: Center: 16,500 fpm, Wing: 16,500 fpm

5 or 6 Wheel Option, with Spring-Cushioned Center Axle

Tire Options: 6" x 21" Laminated Tires

29" x 9 x 15 Used Aircraft Tires

27" x 7.75 x 15 Foam Filled Used Aircraft Tires

Tapered Roller Bearings & Cast Iron 5-Bolt Hubs

with 1 3/4" Shaft

Wing Transport Lock

Wing Hydraulics: 3" x 12" Cylinder, Hoses & Fittings

Height Adjustments: 3 1/2" x 8" Cylinder, Hose, Fittings
& Stroke Control Spacers

Skid Shoes: Wing & Center Section, Both Replaceable

Optional Front and Rear Shielding:

Single or Double Chain

Optional Deck Rings - 1/2" x 3" Fully Welded

SEE NEXT PAGE FOR PRICING.

Gearbox HP rating is based on in field use and performance

See pg. 45 for optional pricing and color options

See pg. 72 for available hitches



WARNING!

Rotary Cutters used in non-agricultural areas must be equipped with front & rear guards. The possibility of thrown objects can be hazardous to persons or property.

Rotary Cutters-Offset



RC3614 - 14' Medium Duty Offset

70-250 HP

MODEL NUMBER	DESCRIPTION	APPROX. MACHINE WEIGHT	LIST PRICE
RC3614	14' ROTARY CUTTER - OFFSET - 540 rpm	5990#	\$ 12,834
RCM3614	14' ROTARY CUTTER - OFFSET - 1000 rpm	5990#	\$ 12,834
ADD			
OPTION NUMBER	Choose One Front Guard		
-01	Single Row Chain Guard (330-892A)	141#	\$ 371
-03	Double Row Chain Guard (330-893A)	155#	\$ 517
	Choose One Wheel & Axle Assembly		
-12	5 ea. Laminated Tail Wheels with Dual Axle, Single Wing	550#	\$ 2,785
-14	5 ea. Used Airplane Tires with Dual Axle, Single Wing	677#	\$ 3,014
-20	6 ea. Laminated Tail Wheels with Dual Axle	668#	\$ 2,986
-22	6 ea. Used Airplane Tires with Dual Axle	744#	\$ 3,260
-23	5 ea. Foam Filled Airplane Tires	744#	\$ 3,357
-24	6 ea. Foam Filled Airplane Tires	832#	\$ 3,675
	Choose One Driveline Package		
-31	Conventional U-Joint Main - 540 rpm or 1000 rpm- Cat. 4 Wing	42#	\$ 1,154
-32	Constant Velocity U-Joint Main - 540 rpm or 1000 rpm - Cat. 4 Wing	75#	\$ 1,476
-33	Conventional U-Joint Main - 540 rpm or 1000 rpm - Cat. 5 Wing	42#	\$ 1,154
-34	Constant Velocity U-Joint Main - 540 rpm or 1000 rpm - Cat. 5 Wing	75#	\$ 1,476
	Choose One Rear Guard		
-41	Single Row Chain Guard (330-902A)	79#	\$ 259
-43	Double Row Chain Guard (330-903A)	100#	\$ 328
	You Must Choose Deck Rings or No Deck Rings		
-60	No Deck Rings	0#	\$ 0
-61	Deck Rings	131#	\$ 594
	You Must Choose A Hitch Clevis Option		
-70	Standard Clevis	77#	\$ 0
-71	Swivel Hitch	53#	\$ 118
-72	Bar Tite Hitch	68#	\$ 263
-73	Pintle Hitch	20#	\$ 118
-74	Ball Hitch	20#	\$ 118
	You May Choose A Color Option		
-81	Green		
-82	Orange		
-83	Red		
-86	CAT Yellow		
ACCESSORIES AVAILABLE THROUGH THE PARTS DEPT.			
312-315A	3 SPOOL CONTROL VALVE KIT For use with single duplex outlet	40#	\$ 909
312-316A	SELECTOR CONTROL VALVE KIT For use with two duplex outlets	35#	\$ 262

Gearbox HP rating is based on in field use and performance



WARNING!

Rotary Cutters used in non-agricultural areas must be equipped with front & rear guards. The possibility of thrown objects can be hazardous to persons or property.

Rotary Cutters - 15'

RC4015 - 15' Medium Duty Smooth Top
50-200 HP



RANCHER

Working Width: 15'
Transport Width: 8' Minimum
Overall Width: 15'9"
Overall Length: 15'6"
Hitch: Pull-Type, Self-Leveling Hitch & Clevis
Tongue Jack
Cutting Height: 2" - 14"
Cutting Capacity: 3 1/2"
Deck Height: 12"
Deck Thickness: 10 Gauge
Side Skirt Thickness: 1/4"
Gearbox: 540 rpm: 250 HP Divider; 210 HP Center & Wings
1000 rpm: 250 HP Divider; 210 HP Center & Wings

Gearbox Input Shaft: 1 3/4" 20 Spline
Gearbox Output Shaft: 2 3/8"
Input Driveline: Constant Velocity U-Joint Cat. 6, Splined
or Conventional Cat. 5, Star Profile;
540 or 1000 RPM
Connecting Driveline: Cat. 4 Slip-Clutch
Stump-Jumper: 3/16", Round, Dish Shaped
Blades: 2 per Section, 1/2" x 4" Heat Treated
Free Swinging Alloy Steel with Uplift
Blade Bolt: Keyed with Hardened Flatwasher
& Lock Nut
Blade Overlap: 6"
Blade Speed:
540 rpm: Center & Wings: 16,300 fpm
1000 rpm: Center: 16,300; Wings: 16,000 fpm
4, 6 or 8 Wheels, with Spring-Cushioned Center Axle
Wheel Options:
6" x 21" Laminated Tires
29" x 7.75" x 15" Used Aircraft Tires w/wo foam
Tapered Roller Bearings & Cast Iron 5-Bolt Hubs
with 1 3/4" Shaft
Wing Transport Locks
Wing Hydraulics: 2 1/2" x 12" Cylinder, Hoses & Fittings
Height Adjustments: 3" x 8" Cylinder, Hose, Fittings
& Stroke Control Spacers
Skid Shoes: Wings & Center, Replaceable
Optional Front and Rear Shielding: Single or Double
Chain, or Rubber
Blade Rotation: L-CW, C-CCW, R-CCW

MODEL NUMBER	DESCRIPTION	APPROX. MACHINE WEIGHT	SHIPPING WEIGHT	LIST PRICE
RC4015-01123470	15' ROTARY CUTTER - 540 rpm Front Chain Guard (01) 6 ea. Laminated Tires, Dual Axle (12) Constant Velocity Input Driveline, Cat. 6 (34) Standard Clevis Hitch (70)	3930#	3930#	\$ 16,836
RC4015-0112344170	15' ROTARY CUTTER - 540 rpm Front Chain Guard (01) 6 ea. Laminated Tires, Dual Axle (12) Constant Velocity Input Driveline, Cat. 6 (34) Rear Chain Guard (41) Standard Clevis Hitch (70)	4040#	4040#	\$ 17,131
RC4015-0114344170	15' ROTARY CUTTER - 540 rpm Front Chain Guard (01) 6 ea. Used Airplane Tires (14) Constant Velocity Input Driveline, Cat. 6 (34) Rear Chain Guard (41) Standard Clevis Hitch (70)	4192#	4192#	\$ 17,406

Gearbox HP rating is based on in field use and performance
See pg. 47 for optional pricing and color options



WARNING!

Rotary Cutters used in non-agricultural areas must be equipped with front & rear guards. The possibility of thrown objects can be hazardous to persons or property.



Rotary Cutters - 15'

RC4015 - 15' Medium Duty

50-200 HP

TO BUILD A UNIT NOT LISTED IN THE CONFIGURED UNIT PRICING, USE THE FOLLOWING.

MODEL NUMBER	DESCRIPTION	APPROX. MACHINE WEIGHT	LIST PRICE
RC4015	15' ROTARY CUTTER - 540 rpm	3730#	\$ 12,909
RCM4015	15' ROTARY CUTTER - 1000 rpm	3730#	\$ 12,974
ADD OPTION NUMBER	Choose One Front Guard		
-01	Single Row Chain Guard (330-481A)	200#	\$ 314
-02	Rubber Guard (330-482A)	130#	\$ 260
-03	Double Row Chain Guard (330-483A)	260#	\$ 582
	<u>You MUST Choose One Tire Option</u>		
-12	6 ea. Laminated Tailwheels	504#	\$ 2,559
-14	6 ea. Used Airplane Tires	656#	\$ 2,834
-15	4 ea. Foam Filled Used Airplane Tires	547#	\$ 2,672
-16	4 ea. Laminated Tailwheels	342#	\$ 2,149
-18	4 ea. Used Airplane Tires	494#	\$ 2,330
-20	8 ea. Laminated Tailwheels	666#	\$ 3,011
-22	8 ea. Used Airplane Tires	818#	\$ 3,375
-23	6 ea. Used Foam Filled Airplane Tires	736#	\$ 3,246
-24	8 ea. Used Foam Filled Airplane Tires	925#	\$ 4,327
	<u>If 540 RPM - Choose One Driveline Package - Main Driveline - 1-3/8" - 6 Spline</u>		
-31	Main: Conventional U-Joint Wing: Cat. 4 Slip-Clutch	42#	\$ 780
-32	Main: CV U-Joint, Cat. 6 Wing: Cat. 5 Slip-Clutch	75#	\$ 1,619
-34	Main: CV U-Joint, Cat. 6 Wing: Cat. 4 Slip-Clutch	75#	\$ 1,054
	<u>If 1000 RPM - Choose One Driveline Package - Main Driveline - 1-3/8" - 21 Spline</u>		
-31	Main: Conventional U-Joint Wing: Cat. 4 Slip-Clutch	42#	\$ 780
-32	Main: CV U-Joint, Cat. 6 Wing: Cat. 5 Slip-Clutch	75#	\$ 1,619
-34	Main: CV U-Joint, Cat. 6 Wing: Cat. 4 Slip-Clutch	75#	\$ 1,054
	<u>Choose One Rear Guard</u>		
-41	Single Row Chain Guard (330-493A)	110#	\$ 295
-42	Rubber Guard (330-494A)	55#	\$ 255
-43	Double Row Chain Guard (330-495A)	170#	\$ 398
	<u>You May Choose a Winch Option</u>		
-51	Used to fold wings in a hydraulic failure (330-295A)	40#	\$ 529
	<u>You Must Choose a Deck Ring Option</u>		
-60	No Deck Rings	0#	\$ 0
-61	Deck Rings	200#	\$ 514
	<u>You Must Choose a Hitch Clevis Option</u>		
-70	Standard Clevis - Up and Down Swivel	77#	\$ 0
-71	Double Swivel Clevis - Up, Down and Side to Side	52#	\$ 118
-72	Bar-tite Clevis - Bolts & Clamps to Drawbar - Up & Down & Side to Side Swivel	68#	\$ 263
-73	Pintle Hitch	20#	\$ 442
-74	Ball Hitch	20#	\$ 447
	<u>You May Choose a Color Option</u>		
-81	Green		
-82	Orange		
-83	Red		
318-316A	Hydraulic Wing Control Kit to hydraulically control each wing independently	8#	\$ 85



WARNING!

Rotary Cutters used in non-agricultural areas must be equipped with front & rear guards. The possibility of thrown objects can be hazardous to persons or property.

Gearbox HP rating is based on in field use and performance

Rotary Cutters-Offset



RC5510 - 10' Heavy Duty Smooth Top 50-250 HP



Commander

Offset: Right Wing Model
Working Width: 10'6"
Transport Width: 7'6 $\frac{1}{2}$ ' Minimum
Overall Width: 11'7"
Overall Length: 16'5"
Hitch: Pull-Type, Self-Leveling Hitch & Clevis
Clevis: Standard, Up & Down Swivel
Tongue Jack
Cutting Height: 2" - 14"
Cutting Capacity: 4"
Deck Height: 12"
Deck Thickness: 7 Gauge Bottom, 10 Gauge Top

Side Skirt Thickness: $\frac{1}{4}$ ", Replaceable
Gearbox: 540 rpm: Splitter 250 HP; Center & Wing 210 HP
1000 rpm: Splitter 250 HP; Center & Wing 210 HP
Gearbox Input Shaft: 1 $\frac{3}{4}$ " 20 Spline
Gearbox Output Shaft: 2 $\frac{3}{8}$ "
*Weightbox on Left Side
Wing Hydraulics: 3" x 12" Cylinder, Hoses & Fittings
Height Adjustment: 3 $\frac{1}{2}$ " x 8" Cylinder, Hoses,
Fittings & Stroke Control Spacers
Input Driveline: Constant Velocity U-Joint Cat. 6, Splined
or Conventional Cat. 5, Star Profile;
540 or 1000 RPM
Connecting Driveline Option: Cat. 4 or Cat. 5 Slip-Clutch
Stump-Jumper: $\frac{3}{16}$ ", Round, Dish Shaped
Blades: 2 per Section, $\frac{1}{2}$ " x 4" Heat Treated
Free Swinging Alloy Steel with Uplift
Blade Bolt: Keyed with Hardened Flatwasher & Lock Nut
Blade Overlap: 6"
Blade Speed:
540 rpm: Main: 14,886 fpm, Wing: 14,769 fpm
1000 rpm: Main: 15,604 fpm, Wing: 15,741 fpm
5 or 6 Wheels with Spring-Cushioned Transport Axle with
Optional Walking Tandem
Tire Options: 6" x 21" Laminated Tires,
29" x 7.7" x 15" Used Aircraft Tires w/ or w/o Foam
Tapered Roller Bearings & Cast Iron 5-Bolt Hubs w/1 $\frac{3}{4}$ " Shaft
Wing Transport Locks
Skid Shoes: Wings - Reversible;
Center - Optional Mounting Location
Optional Front and Rear Shielding: Single or Double Chain,
or Rubber Guard
Optional Deck Rings - $\frac{1}{2}$ " x 3" Fully Welded

SEE NEXT PAGE FOR PRICING.

Gearbox HP rating is based on in field use and performance

See pg. 73 for additional accessories

See pg. 72 for available hitches



WARNING!

Rotary Cutters used in non-agricultural areas must be equipped with front & rear guards. The possibility of thrown objects can be hazardous to persons or property.

Rotary Cutters-Offset



RC5510 - 10' Heavy Duty Smooth Top
50-250 HP

Commander

MODEL NUMBER	BASE UNIT	APPROX. MACHINE WEIGHT	LIST PRICE
RC5510	10' ROTARY CUTTER - OFFSET - 540 rpm	4014#	\$ 12,859
RCM5510	10' ROTARY CUTTER - OFFSET - 1000 rpm	4014#	\$ 12,927
ADD			
OPTION NO.	Choose One Front Guard		
-01	Single Row Chain Guard (330-041A)	183#	\$ 335
-02	Rubber Guard (330-042A)	125#	\$ 248
-03	Double Row Chain Guard (330-043A)	201#	\$ 475
-04	Double Row Chain Guard w/Cable (330-150A)	204#	\$ 516
Choose One Wheel & Axle Assembly			
-12	5 ea. Laminated Tail Wheels with Dual Axle	408#	\$ 2,072
-14	5 ea. Used Airplane Tires with Dual Axle	525#	\$ 2,300
-23	5 ea. Used Foam Filled Airplane Tires with Dual Axle	525#	\$ 2,646
-26	5 ea. Used Airplane Tires w/Walking Tandem Center Axle	701#	\$ 2,875
-27	5 ea. Laminated Tires w/Walking Tandem Center Axle	584#	\$ 2,646
-20	6 ea. Laminated Tail Wheels with Dual Axle	478#	\$ 2,330
-22	6 ea. Used Airplane Tires with Dual Axle	565#	\$ 2,606
IF 540 RPM – Choose One Driveline Package - Main Driveline – 1 3/8" – 6 Spline			
-31	Main: Conventional U-Joint	Wing: Cat. 4 Slip-clutch	42# \$ 580
-32	Main: Constant Velocity U-Joint, Cat. 6	Wing: Cat. 4 Slip-clutch	75# \$ 869
-33	Main: Conventional U-Joint,	Wing: Cat. 5 Slip-clutch	42# \$ 853
-34	Main: Constant Velocity U-Joint, Cat. 6	Wing: Cat. 5 Slip-clutch	75# \$ 1,405
IF 1000RPM – Choose One Driveline Package - Main Driveline			
-31	Main: Conventional U-Joint, 1 3/8" - 21 Spline	Wing: Cat. 4 Slip-clutch	42# \$ 580
-32	Main: CV U-Joint, Cat. 6, 1 3/8" - 21 Spline	Wing: Cat. 4 Slip-clutch	75# \$ 869
-33	Main: Conventional U-Joint, 1 3/8" - 21 Spline	Wing: Cat. 5 Slip-clutch	42# \$ 853
-34	Main: CV U-Joint, Cat. 6, 1 3/8" - 21 Spline	Wing: Cat. 5 Slip-clutch	75# \$ 1,405
-35	Main: CV U-Joint, Cat. 6, 1 3/4" - 20 Spline	Wing: Cat. 4 Slip-clutch	75# \$ 1,015
-36	Main: CV U-Joint, Cat. 6, 1 3/4" - 20 Spline	Wing: Cat. 5 Slip-clutch	75# \$ 1,527
Choose One Rear Guard			
-41	Single Row Chain Guard (330-046A)	83#	\$ 204
-42	Rubber Deflector (330-047A)	46#	\$ 129
-43	Double Row Chain Guard (330-048A)	89#	\$ 227
-44	Double Row Chain Guard w/Cable (330-157A)	92#	\$ 268
You May Choose a Winch Option			
-51	Used to fold wings in a hydraulic failure (330-295A)	40#	\$ 529
You Must Choose a Deck Ring Option			
-60	No Deck Rings	0#	\$ 0
-61	Deck Rings	131#	\$ 442
You Must Pick a Hitch Clevis Option			
-70	Standard Clevis - Up & Down Swivel		\$ 0
-71	Double Swivel Clevis - Up, Down & Side to Side Swivel	20#	\$ 118
-72	Bar-Tite Clevis - Bolts & Clamps to Drawbar, Up, Down & Side to Side Swivel	20#	\$ 263
You May Choose A Color Option			
-81	Green		
-82	Orange		
-83	Red		

Gearbox HP rating is based on in field use and performance



WARNING!

Rotary Cutters used in non-agricultural areas must be equipped with front & rear guards. The possibility of thrown objects can be hazardous to persons or property.

Rotary Cutters - 15'

RETURN TO INDEX

7 YEAR
Limited Gearbox
Warranty

RC5515 - 15' Heavy Duty Smooth Top

50-250 HP



COMMANDER

Working Width: 15'
Transport Width: 8'6" Minimum
Transport Height: 90"
Overall Width: 15'8"
Overall Length: 16'5"
Hitch: Pull-Type, Self-Leveling Hitch & Clevis
Clevis: Standard, Up and Down Swivel
Tongue Jack
Cutting Height: 2" - 14"
Cutting Capacity: 4"
Deck Height: 12"
Deck Thickness: 7 Gauge Bottom, 10 Gauge Top
Side Skirt Thickness: 1/4", Replaceable
Gearbox: 540 rpm: Splitter 250 HP; Center & Wings 210 HP
1000 rpm: Splitter 250 HP; Center & Wings 210 HP

Gearbox Input Shaft: 1 3/4" 20 Spline
Gearbox Output Shaft: 2 3/8"
Input Driveline: Constant Velocity U-Joint Cat. 6, Splined
or Conventional Cat. 5, Star Profile;
540 or 1000 RPM
Connecting Driveline: Choice of Cat. 4 or Cat. 5 Slip-Clutch
Stump-Jumper: 3/16", Round, Dish Shaped
Blades: 2 per Section, 1/2" x 4" Heat Treated
Free Swinging Alloy Steel with Uplift
Blade Bolt: Keyed with Hardened Flatwasher & Lock Nut
Blade Overlap: 6"
Blade Speed:
540 rpm: Center: 14,886 fpm, Wings: 14,769 fpm
1000 rpm: Center: 15,604 fpm, Wings: 15,741 fpm
6 or 8 Wheel Option, Spring-Cushioned Center
Axle with Optional Walking Tandem
Tire Options:
6" x 21" Laminated Tires;
29" x 9.0" x 15" Used Aircraft Tires;
24" Recapped Aircraft Tires
Tapered Roller Bearings & Cast Iron 5-Bolt Hubs
with 1 3/4" Shaft
Wing Transport Locks
Wing Hydraulics: 3" x 12" Cylinder, Hoses & Fittings
Height Adjustments: 3 1/2" x 8" Cylinder, Hose,
Fittings & Stroke Control Spacers
Skid Shoes:
Wings - Reversible, Center - Optional Mounting Location
Optional Front and Rear Shielding:
Single or Double Chain, or Rubber Guard
Optional Deck Rings - 1/2" x 3" Fully Welded

MODEL NUMBER	DESCRIPTION	APPROX. MACHINE WEIGHT	SHIPPING WEIGHT	LIST PRICE
RC5515-0112326070	15' ROTARY CUTTER - 540 rpm Single Front Chain Guard (01) 6 ea. Laminated Tires, Dual Axle (12) Constant Velocity Input Driveline, Cat. 6 (32) No Deck Rings (60) Standard Clevis (70)	5196#	5196#	\$ 19,627
RC5515-12326070	15' ROTARY CUTTER - 540 rpm 6 ea. Laminated Tires, Dual Axle (12) Constant Velocity Input Driveline, Cat. 6 (32) No Deck Rings (60) Standard Clevis (70)	4970#	4970#	\$ 19,175
RC5515-011232416070	15' ROTARY CUTTER - 540 rpm Single Front Chain Guard (01) 6 ea. Laminated Tires, Dual Axle (12) Constant Velocity Input Driveline, Cat. 6 (32) Single Rear Chain Guard (41) No Deck Rings (60) Standard Clevis (70)	5300#	5300#	\$ 19,909
RC5515-011432416070	15' ROTARY CUTTER - 540 rpm Single Front Chain Guard (01) 6 ea. Used Airplane Tires, Dual Axle (14) Constant Velocity Input Driveline, Cat. 6 (32) Single Rear Chain Guard (41) No Deck Rings (60) Standard Clevis (70)	5452#	5452#	\$ 20,181
For 1000 RPM on above units, change prefix to RCM and ADD				\$ 86

Gearbox HP rating is based on in field use and performance

See pg. 51 for optional pricing and color options

See pg. 73 for Additional Accessories

See pg. 72 for available hitches

WARNING!

Rotary Cutters used in non-agricultural areas must be equipped with front & rear guards. The possibility of thrown objects can be hazardous to persons or property.

Rotary Cutters - 15'

[RETURN TO INDEX](#)


RC5515 - 15' Heavy Duty Smooth Top

50-250 HP

TO BUILD A UNIT NOT LISTED IN THE CONFIGURED UNIT PRICING, USE THE FOLLOWING.

<u>MODEL NUMBER</u>	<u>DESCRIPTION</u>	<u>APPROX. MACHINE WEIGHT</u>	<u>LIST PRICE</u>
RC5515	15' ROTARY CUTTER - 540 rpm	4391#	\$ 15,580
RCM5515	15' ROTARY CUTTER - 1000 rpm	4391#	\$ 15,666
ADD			
<u>OPTION NO</u>	<u>Choose One Front Guard</u>		
-01	Single Row Chain Guard (318-616A)	226#	\$ 452
-02	Rubber Guard (318-727A)	155#	\$ 392
-03	Double Row Chain Guard (318-705A)	248#	\$ 580
-04	Double Row Chain Guard w/Cable	253#	\$ 644
<u>Choose One Wheel & Axle Assembly</u>			
-12	6 ea. Laminated Tail Wheels with Dual Axle	504#	\$ 2,547
-14	6 ea. Used Airplane Tires with Dual Axle	656#	\$ 2,819
-15	6 ea. Recapped Airplane Tires with Dual Axle	656#	\$ 3,300
-16	6 ea. Recapped Foam Filled Airplane Tires with Dual Axle	736#	\$ 3,709
-20	8 ea. Laminated Tail Wheels with Dual Axle	644#	\$ 2,995
-22	8 ea. Used Airplane Tires with Dual Axle	736#	\$ 3,358
-23	6 ea. Used Foam Filled Airplane Tires with Dual Axle	736#	\$ 3,230
-25	6 ea. Used Foam Filled Airplane Tires w/Walking Tandem Center Axle	916#	\$ 3,797
-26	6 ea. Used Airplane Tires w/Walking Tandem Center Axle	836#	\$ 3,388
<u>If 540 RPM - Choose One Driveline Package - Main Driveline - 1 3/8" - 6 Spline</u>			
-31	Main: Conventional U-Joint Wing: Cat. 4 Slip-Clutch	42#	\$ 776
-32	Main: Constant Velocity U-Joint, Cat. 6 Wing: Cat. 4 Slip-Clutch	75#	\$ 1,048
-33	Main: Conventional U-Joint Wing: Cat. 5 Slip-Clutch	42#	\$ 1,154
-34	Main: Constant Velocity U-Joint, Cat. 6 Wing: Cat. 5 Slip-Clutch	75#	\$ 1,619
<u>If 1000 RPM - Choose One Driveline Package - Main Driveline</u>			
-31	Main: Conventional U-Joint, 1 3/8" - 21 Spline Wing: Cat. 4 Slip-Clutch	42#	\$ 776
-32	Main: CV U-Joint, Cat. 6, 1 3/8" - 21 Spline Wing: Cat. 4 Slip-Clutch	75#	\$ 1,048
-33	Main: Conventional U-Joint, 1 3/8"-21 Spline Wing: Cat. 5 Slip-Clutch	42#	\$ 1,154
-34	Main: CV U-Joint, Cat. 6, 1 3/8" -21 Spline Wing: Cat. 5 Slip-Clutch	75#	\$ 1,619
-35	Main: CV U-Joint, Cat. 6, 1 3/4" -20 Spline Wing: Cat. 4 Slip-Clutch	75#	\$ 1,193
-36	Main: CV U-Joint, Cat. 6, 1 3/4" -20 Spline Wing: Cat. 5 Slip-Clutch	75#	\$ 1,764
<u>Choose One Rear Guard</u>			
-41	Single Row Chain Guard (318-717A)	104#	\$ 282
-42	Rubber Deflector (318-726A)	58#	\$ 187
-43	Double Row Chain Guard (318-708A)	112#	\$ 396
-44	Double Row Chain Guard w/Cable	117#	\$ 459
<u>You May Choose a Winch Option</u>			
-51	Used to fold wings in a hydraulic failure (330-295A)	40#	\$ 529
<u>You Must Choose Deck Ring Option</u>			
-60	No Deck Rings	0#	\$ 0
-61	Deck Rings	200#	\$ 594
<u>You Must Pick a Hitch Clevis Option</u>			
-70	Standard Clevis - Up & Down Swivel	77#	\$ 0
-71	Double Swivel Clevis - Up, Down & Side to Side Swivel	52#	\$ 118
-72	Bar-Tite Clevis - Bolts & Clamps to Drawbar, Up, Down & Side to Side Swivel	68#	\$ 263
<u>You May Choose a Color Option</u>			
-81	Green		
-82	Orange		
-83	Red		
<u>You May Choose a Shredder Option</u>			
-90	Shredder Kit*		\$ 0

*This kit will be factory installed when ordered with the cutter and this option number. It replaces the blade and stumpjumper configuration, which is priced in the base price. For separate pricing, see page 73.

Gearbox HP rating is based on in field use and performance

Rotary Cutters-Offset



RC5610 - 10' Heavy Duty Smooth Top 50-250 HP



Commander

Offset: Right Wing Model
Working Width: 10'6"
Transport Width: 7'6 $\frac{1}{2}$ " Minimum
Overall Width: 11'7"
Overall Length: 16'5"
Hitch: Pull-Type, Self-Leveling Hitch & Clevis
Clevis: Standard, Up & Down Swivel
Tongue Weight: 1,860 lbs
Tongue Jack
Cutting Height: 2" - 14"
Cutting Capacity: 4"
Deck Height: 12"
Deck Thickness: 7 Gauge Bottom, 10 Gauge Top
Side Skirt Thickness: $\frac{1}{4}$ ", Replaceable

Gearbox: 540 rpm: Splitter 250 HP; Center & Wing 210 HP
1000 rpm: Splitter 250 HP; Center & Wing 210 HP
Gearbox Input Shaft: 1 $\frac{3}{4}$ " 20 Spline

Gearbox Output Shaft: 2 $\frac{3}{8}$ "

*Weightbox on Left Side

Wing Hydraulics: 3" x 8" Cylinder, Hoses & Fittings

Height Adjustment: 3 $\frac{1}{2}$ " x 8" Cylinder, Hoses, Fittings & Stroke Control Spacers

Input Driveline: Constant Velocity U-Joint Cat. 6, Splined or Conventional Cat. 5, Star Profile;
540 or 1000 RPM

Connecting Driveline Option: Cat. 4 or Cat. 5 Slip-Clutch

Stump-Jumper: $\frac{3}{16}$ ", Round, Dish Shaped

Blades: 2 per Section, $\frac{1}{2}$ " x 4" Heat Treated

Free Swinging Alloy Steel with Uplift

Blade Bolt: Keyed with Hardened Flatwasher & Lock Nut

Blade Overlap: 6"

Blade Speed:

540 rpm: Center & Wings: 16,300 fpm

1000 rpm: Center: 16,300; Wings: 16,000 fpm

5 or 6 Wheels w/Individual Spring-Cushioned Wheel Arms

Tire Options:

6" x 21" Laminated Tires,

29" x 7.7" x 15" Used Aircraft Tires w/ or w/o Foam

Recapped Airplane Tires

Tapered Roller Bearings & Cast Iron 5-Bolt Hubs w/ 1 $\frac{3}{4}$ " Shaft

Wing Transport Locks

Skid Shoes: Wings - Reversible; Center

Optional Front and Rear Shielding:

Single or Double Chain, w/ or w/o Cable, or Rubber Guard

Optional Deck Rings - $\frac{1}{2}$ " x 3" Fully Welded

SEE NEXT PAGE FOR PRICING.

Gearbox HP rating is based on in field use and performance

See pg. 53 for additional accessories

See pg. 72 for available hitches



WARNING!

Rotary Cutters used in non-agricultural areas must be equipped with front & rear guards. The possibility of thrown objects can be hazardous to persons or property.

Rotary Cutters-Offset

RETURN TO INDEX



RC5610 - 10' Heavy Duty Smooth Top

50-250 HP

MODEL NUMBER	BASE UNIT	APPROX. MACHINE WEIGHT	LIST PRICE
RC5610	10' ROTARY CUTTER - OFFSET - 540 rpm	4334#	\$ 13,697
RCM5610	10' ROTARY CUTTER - OFFSET - 1000 rpm	4334#	\$ 13,765
ADD OPTION			
NO.	Choose One Front Guard		
-01	Single Row Chain Guard (330-512A)	183#	\$ 335
-02	Rubber Guard (330-513A)	125#	\$ 248
-03	Double Row Chain Guard (330-514A)	201#	\$ 475
-04	Double Row Chain Guard w/Cable (330-515A)	204#	\$ 516
	Choose One Wheel & Axle Assembly		
-12	5 ea. Laminated Tail Wheels with Dual Axle	408#	\$ 2,072
-14	5 ea. Used Airplane Tires with Dual Axle	525#	\$ 2,300
-15	5 ea. Recapped Aircraft with Dual Axle	525#	\$ 2,751
-16	5 ea. Recapped Foam Filled Aircraft with Dual Axle	740#	\$ 3,091
-23	5 ea. Used Foam Filled Airplane Tires with Dual Axle	740#	\$ 2,646
-20	6 ea. Laminated Tail Wheels with Dual Axle	478#	\$ 2,330
-22	6 ea. Used Airplane Tires with Dual Axle	565#	\$ 2,606
IF 540 RPM – Choose One Driveline Package - Main Driveline – 1 3/8" – 6 Spline			
-31	Main: Conventional U-Joint Wing: Cat. 4 Slip-clutch	42#	\$ 580
-32	Main: Constant Velocity U-Joint, Cat. 6 Wing: Cat. 4 Slip-clutch	75#	\$ 869
-33	Main: Conventional U-Joint, Wing: Cat. 5 Slip-clutch	42#	\$ 853
-34	Main: Constant Velocity U-Joint, Cat. 6 Wing: Cat. 5 Slip-clutch	75#	\$ 1,405
IF 1000RPM – Choose One Driveline Package - Main Driveline			
-31	Main: Conventional U-Joint, 1 3/8" - 21 Spline Wing: Cat. 4 Slip-clutch	42#	\$ 580
-32	Main: CV U-Joint, Cat. 6, 1 3/8" - 21 Spline Wing: Cat. 4 Slip-clutch	75#	\$ 869
-33	Main: Conventional U-Joint, 1 3/8" - 21 Spline Wing: Cat. 5 Slip-clutch	42#	\$ 853
-34	Main: CV U-Joint, Cat. 6, 1 3/8" - 21 Spline Wing: Cat. 5 Slip-clutch	75#	\$ 1,405
-35	Main: CV U-Joint, Cat. 6, 1 3/4" - 20 Spline Wing: Cat. 4 Slip-clutch	75#	\$ 1,015
-36	Main: CV U-Joint, Cat. 6, 1 3/4" - 20 Spline Wing: Cat. 5 Slip-clutch	75#	\$ 1,527
	Choose One Rear Guard		
-41	Single Row Chain Guard (330-524A)	83#	\$ 204
-42	Rubber Deflector (330-525A)	46#	\$ 129
-43	Double Row Chain Guard (330-526A)	89#	\$ 227
-44	Double Row Chain Guard w/Cable (330-527A)	92#	\$ 268
	You May Choose a Winch Option		
-51	Used to fold wings in a hydraulic failure (330-295A)	40#	\$ 529
	You Must Choose a Deck Ring Option		
-60	No Deck Rings	0#	\$ 0
-61	Deck Rings	131#	\$ 442
	You Must Pick a Hitch Clevis Option		
-70	Standard Clevis - Up & Down Swivel	77#	\$ 0
-71	Double Swivel Clevis - Up, Down & Side to Side Swivel	52#	\$ 118
-72	Bar-Tite Clevis - Bolts & Clamps to Drawbar, Up, Down & Side to Side Swivel	68#	\$ 263
	You May Choose A Color Option		
-81	Green		
-82	Orange		
-83	Red		

Gearbox HP rating is based on in field use and performance

WARNING!


Rotary Cutters used in non-agricultural areas must be equipped with front & rear guards. The possibility of thrown objects can be hazardous to persons or property.



Rotary Cutters - 15'

RC5615 - 15' Heavy Duty Smooth Top

50-250 HP



COMMANDER

Working Width: 15'
 Transport Width: 9'1" Minimum
 Transport Height: 90"
 Overall Width: 16'
 Overall Length: 15'1"
 Hitch: Pull-Type, Self-Leveling Hitch & Clevis
 Clevis: Standard, Up and Down Swivel
 Tongue Weight: 1,860 lbs.
 Tongue Jack
 Cutting Height: 2" - 14"
 Cutting Capacity: 4"
 Deck Height: 12"
 Deck Thickness: 7 Gauge Bottom, 10 Gauge Top
 Side Skirt Thickness: 1/4", Replaceable

Gearbox: 540 rpm: Splitter 250 HP; Center & Wings 210 HP
 1000 rpm: Splitter 250 HP; Center & Wings 210 HP
 Gearbox Input Shaft: 1 3/4" 20 Spline
 Gearbox Output Shaft: 2 3/8"
 Input Driveline: Constant Velocity U-Joint Cat. 6, Splined
 or Conventional Cat. 5, Star Profile;
 540 or 1000 RPM
 Connecting Driveline: Choice of Cat. 4 or
 Cat. 5 Slip-Clutch
 Stump-Jumper: 3/16", Round, Dish Shaped
 Blades: 2 per Section, 1/2" x 4" Heat Treated
 Free Swinging Alloy Steel with Uplift
 Blade Bolt: Keyed with Hardened Flatwasher & Lock Nut
 Blade Overlap: 6"
 Blade Speed:
 Blade Speed:
 540 rpm: Center & Wings: 16,300 fpm
 1000 rpm: Center: 16,300; Wings: 16,000 fpm
 6 or 8 Wheel Option, Individual Spring-Cushioned Wheel Arms
 Tire Options:
 6" x 21" Laminated Tires; 24" Recapped Aircraft Tires
 29" x 7.7" x 15" Used Aircraft Tires with or without Foam
 Tapered Roller Bearings & Cast Iron 5-Bolt Hubs
 with 1 3/4" Shaft
 Wing Transport Locks
 Wing Hydraulics: 3" x 8" Cylinder, Hoses & Fittings
 Height Adjustments: 3 1/2" x 8" Cylinder, Hose,
 Fittings & Stroke Control Spacers
 Skid Shoes:
 Wings - Reversible, Center
 Optional Front and Rear Shielding:
 Single or Double Chain, or Rubber Guard
 Optional Deck Rings - 1/2" x 3" Fully Welded

MODEL NUMBER	DESCRIPTION	APPROX. MACHINE WEIGHT	SHIPPING WEIGHT	LIST PRICE
RC5615-0112326070	15' ROTARY CUTTER - 540 rpm Single Front Chain Guard (01) 6 ea. Laminated Tires, Dual Axle (12) Constant Velocity Input Driveline, Cat. 6 (32) No Deck Rings (60) Standard Clevis (70)	5,190#	5,190#	\$ 20,104
RC5615-12326070	15' ROTARY CUTTER - 540 rpm 6 ea. Laminated Tires, Dual Axle (12) Constant Velocity Input Driveline, Cat. 6 (32) No Deck Rings (60) Standard Clevis (70)	4,887#	4,887#	\$ 19,652
RC5615-011232416070	15' ROTARY CUTTER - 540 rpm Single Front Chain Guard (01) 6 ea. Laminated Tires, Dual Axle (12) Constant Velocity Input Driveline, Cat. 6 (32) Single Rear Chain Guard (41) No Deck Rings (60) Standard Clevis (70)	4,964#	4,964#	\$ 20,386
RC5615-011432416070	15' ROTARY CUTTER - 540 rpm Single Front Chain Guard (01) 6 ea. Used Airplane Tires, Dual Axle (14) Constant Velocity Input Driveline, Cat. 6 (32) Single Rear Chain Guard (41) No Deck Rings (60) Standard Clevis (70)	5,446#	5,446#	\$ 20,658
For 1000 RPM on above units, change prefix to RCM and ADD				\$ 85

See pg. 55 for optional pricing and color options
 See pg. 72 for available hitches

Gearbox HP rating is based on in field use and performance



WARNING!

Rotary Cutters used in non-agricultural areas must be equipped with front & rear guards. The possibility of thrown objects can be hazardous to persons or property.

Rotary Cutters - 15'



RC5615 - 15' Heavy Duty Smooth Top

50-250 HP

TO BUILD A UNIT NOT LISTED IN THE CONFIGURED UNIT PRICING, USE THE FOLLOWING.

MODEL NUMBER	DESCRIPTION	APPROX. MACHINE WEIGHT	LIST PRICE
RC5615	15' ROTARY CUTTER - 540 rpm	4308#	\$ 16,057
RCM5615	15' ROTARY CUTTER - 1000 rpm	4308#	\$ 16,142
ADD OPTION NUMBER	<u>Choose One Front Guard</u>		
-01	Single Row Chain Guard (330-279A)	226#	\$ 452
-02	Rubber Guard (330-314A)	155#	\$ 392
-03	Double Row Chain Guard (330-280A)	248#	\$ 580
-04	Double Row Chain Guard w/Cable (330-281A)	253#	\$ 644
	<u>Choose One Wheel & Axle Assembly</u>		
-12	6 ea. Laminated Tail Wheels with Dual Axle	504#	\$ 2,547
-14	6 ea. Used Airplane Tires with Dual Axle	656#	\$ 2,819
-15	6 ea. Recapped Airplane Tires with Dual Axle	656#	\$ 3,300
-16	6 ea. Recapped Foam Filled Airplane Tires with Dual Axle	736#	\$ 3,709
-20	8 ea. Laminated Tail Wheels with Dual Axle	644#	\$ 2,995
-22	8 ea. Used Airplane Tires with Dual Axle	736#	\$ 3,358
-23	6 ea. Used Foam Filled Airplane Tires with Dual Axle	736#	\$ 3,230
	<u>If 540 RPM - Choose One Driveline Package - Main Driveline - 1 3/8" - 6 Spline</u>		
-31	Main: Conventional U-Joint Wing: Cat. 4 Slip-Clutch	42#	\$ 776
-32	Main: Constant Velocity U-Joint, Cat. 6 Wing: Cat. 4 Slip-Clutch	75#	\$ 1,048
-33	Main: Conventional U-Joint Wing: Cat. 5 Slip-Clutch	42#	\$ 1,154
-34	Main: Constant Velocity U-Joint, Cat. 6 Wing: Cat. 5 Slip-Clutch	75#	\$ 1,619
	<u>If 1000 RPM - Choose One Driveline Package - Main Driveline</u>		
-31	Main: Conventional U-Joint, 1 3/8" - 21 Spline Wing: Cat. 4 Slip-Clutch	42#	\$ 776
-32	Main: CV U-Joint, Cat. 6, 1 3/8" - 21 Spline Wing: Cat. 4 Slip-Clutch	75#	\$ 1,048
-33	Main: Conventional U-Joint, 1 3/8"-21 Spline Wing: Cat. 5 Slip-Clutch	42#	\$ 1,154
-34	Main: CV U-Joint, Cat. 6, 1 3/8" -21 Spline Wing: Cat. 5 Slip-Clutch	75#	\$ 1,619
-35	Main: CV U-Joint, Cat. 6, 1 3/4" -20 Spline Wing: Cat. 4 Slip-Clutch	75#	\$ 1,193
-36	Main: CV U-Joint, Cat. 6, 1 3/4" -20 Spline Wing: Cat. 5 Slip-Clutch	75#	\$ 1,764
	<u>Choose One Rear Guard</u>		
-41	Single Row Chain Guard (330-282A)	104#	\$ 282
-42	Rubber Deflector (330-315A)	58#	\$ 187
-43	Double Row Chain Guard (330-283A)	112#	\$ 396
-44	Double Row Chain Guard w/Cable (330-284A)	117#	\$ 459
	<u>You May Choose a Winch Option</u>		
-51	Used to fold wings in a hydraulic failure (330-295A)	40#	\$ 529
	<u>You May Choose Deck Ring Option</u>		
-60	No Deck Rings	0#	\$ 0
-61	Deck Rings	200#	\$ 594
	<u>You Must Pick a Hitch Clevis Option</u>		
-70	Standard Clevis - Up & Down Swivel	77#	\$ 0
-71	Double Swivel Clevis - Up, Down & Side to Side Swivel	52#	\$ 118
-72	Bar-Tite Clevis - Bolts & Clamps to Drawbar, Up, Down & Side to Side Swivel	68#	\$ 263
	<u>You May Choose a Color Option</u>		
-81	Green		
-82	Orange		
-83	Red		
	<u>You May Choose a Shredder Option</u>		
-90	Shredder Kit* ^A		\$ 0
-91	Baffle Kit*		\$ 622
-92	Shredder* & Baffle Kit ^A		\$ 622

*This kit will be factory installed when ordered with the cutter and this option number.

^A The Shredder and Fixed Blade replace the stumpjumper and blade configurations, which is figured in the base price.

**The Shredder Kit cannot be used in conjunction with Deck Rings.

Gearbox HP rating is based on in field use and performance

Rotary Cutters-Offset


RETURN TO INDEX

7 YEAR
Limited Gearbox
Warranty

RC6510 - 10' Extra-Heavy Duty Smooth Top

50-250 HP

DOMINATOR



Offset: Right Wing Model
Working Width: 10'6"
Transport Width: 7'6 $\frac{1}{2}$ " Minimum
Overall Width: 11'7"
Overall Length: 16'5"
Hitch: Pull-Type, Self-Leveling Hitch & Clevis
Clevis: Standard, Up and Down Swivel
Tongue Jack
Cutting Height: 2" - 14"
Cutting Capacity: 4 $\frac{1}{2}$ "
Deck Height: 12"
Deck Thickness: 7 Gauge Bottom, 10 Gauge Top

Side Skirt Thickness: $\frac{1}{4}$ ", Replaceable
Gearbox: 540 rpm: Splitter 250 HP; Center & Wing 210 HP
1000 rpm: Splitter 250 HP; Center & Wing 210 HP
Gearbox Input Shaft: 1 $\frac{3}{4}$ " 20 Spline
Gearbox Output Shaft: 2 $\frac{3}{8}$ "
*Weightbox on Left Side
Wing Hydraulics: 3" x 12" Cylinder, Hoses & Fittings
Height Adjustment: 3 $\frac{1}{2}$ " x 8" Cylinder, Hoses, Fittings & Stroke Control Spacers
Input Driveline: Constant Velocity U-Joint Cat. 6, Splined or Conventional Cat. 5, Star Profile;
540 or 1000 RPM
Connecting Driveline: Cat. 5 Slip-Clutch, Star Profile
Stump-Jumper: $\frac{3}{16}$ ", Round, Dish Shaped, 1" Steel Plate Support
Blades: 2 per Section, $\frac{1}{2}$ " x 4" Heat Treated Free Swinging Alloy Steel with Uplift
Blade Bolt: Keyed with Hardened Flatwasher & Lock Nut
Blade Overlap: 6"
Blade Speed: 540 rpm: Main: 14,886 fpm, Wing: 14,769 fpm
1000 rpm: Main: 15,604 fpm, Wing: 15,741 fpm
5 Wheels: 4 center, 1 wing, bolt in spindles
6 Wheels: 4 center, 2 wing, bolt in spindles
Spring-Cushioned Transport Axle w/Optional Walking Tandem
Tire Options: 6" x 21" Laminated Tires
29" x 7.7" x 15" Used Aircraft Tires w/ or w/o Foam
Tapered Roller Bearings & Cast Iron 5-Bolt Hubs w/1 $\frac{3}{4}$ " Shaft
Wing Transport Locks
Skid Shoes: Wing and Main, Replaceable
Optional Front & Rear Shielding:
Single or Double Chain, or Rubber Guard
Optional Deck Rings - $\frac{1}{2}$ " x 3" Fully Welded

SEE NEXT PAGE FOR PRICING.

Gearbox HP rating is based on in field use and performance

See pg. 57 for additional accessories

See pg. 72 for available hitches



WARNING!

Rotary Cutters used in non-agricultural areas must be equipped with front & rear guards. The possibility of thrown objects can be hazardous to persons or property.

Rotary Cutters-Offset

RETURN TO INDEX



RC6510 - 10' Extra-Heavy Duty Smooth Top
50-250 HP

DOMINATOR

MODEL NUMBER	BASE UNIT	APPROX. MACHINE WEIGHT	LIST PRICE
RC6510	10' ROTARY CUTTER - OFFSET - 540 rpm	4034#	\$ 15,490
RCM6510	10' ROTARY CUTTER - OFFSET - 1000 rpm	4034#	\$ 15,564
ADDOPTION NO.	<u>Choose One Front Guard</u>		
-01	Single Row Chain Guard (330-041A)	183#	\$ 335
-02	Rubber Guard (330-042A)	125#	\$ 248
-03	Double Row Chain Guard (330-043A)	201#	\$ 475
-04	Double Row Chain Guard w/Cable (330-150A)	204#	\$ 516
	<u>Choose One Wheel & Axle Assembly</u>		
-12	5 ea. Laminated Tail Wheels	408#	\$ 2,072
-14	5 ea. Used Airplane Tires	525#	\$ 2,300
-25	5 ea. Used Foam Filled Airplane Tires w/Walking Tandem Center Axle	766#	\$ 3,219
-26	5 ea. Used Airplane Tires w/Walking Tandem Center Axle	701#	\$ 2,875
-27	5 ea. Laminated Tires w/Walking Tandem Center Axle	584#	\$ 2,646
-20	6 ea. Laminated Tail Wheels	478#	\$ 2,330
-22	6 ea. Used Airplane Tires	565#	\$ 2,606
	<u>Choose One Driveline Package</u>		
-33	Conventional U-Joint - 540 rpm Cat. 5 1 3/8" - 6 Spline	42#	\$ 853
-33	Conventional U-Joint - 1000 rpm Cat. 5 1 3/8" - 21 Spline	42#	\$ 853
-34	Constant Velocity U-Joint - 540 rpm Cat. 6 1-3/8" - 6 Spline	75#	\$ 1,405
-34	Constant Velocity U-Joint - 1000 rpm Cat. 6 1-3/8" - 21 Spline	75#	\$ 1,405
-36	Constant Velocity U-Joint - 1000 rpm Cat. 6 1-3/4" - 20 Spline	75#	\$ 1,527
	<u>Choose One Rear Guard</u>		
-41	Single Row Chain Guard (330-046A)	83#	\$ 204
-42	Rubber Deflector (330-047A)	46#	\$ 129
-43	Double Row Chain Guard (330-048A)	89#	\$ 227
-44	Double Row Chain Guard w/Cable (330-157A)	92#	\$ 268
	<u>You May Choose a Winch Option</u>		
-51	Used to fold wings in a hydraulic failure (330-295A)	40#	\$ 529
	<u>You Must Choose a Deck Ring Option</u>		
-60	No Deck Rings	0#	\$ 0
-61	Deck Rings	131#	\$ 442
	<u>You Must Choose a Hitch Clevis Option</u>		
-70	Standard Clevis - Up & Down Swivel	77#	\$ 0
-71	Double Swivel Clevis - Up, Down & Side to Side Swivel	52#	\$ 118
-72	Bar-Tite Clevis - Bolts & Clamps to Drawbar Up, Down & Side to Side Swivel	68#	\$ 263
	<u>You May Choose A Color Option</u>		
-81	Green		
-82	Orange		
-83	Red		

Gearbox HP rating is based on in field use and performance



WARNING!

Rotary Cutters used in non-agricultural areas must be equipped with front & rear guards. The possibility of thrown objects can be hazardous to persons or property.

Rotary Cutters - 15'

RETURN TO INDEX



RC6515 - 15' Extra-Heavy Duty Smooth Top

50-250 HP



DOMINATOR

Working Width: 15'
 Transport Width: 8'6" Minimum
 Overall Width: 16'5"
 Overall Length: 15'1"
 Hitch: Pull-Type, Self-Leveling Hitch & Standard Clevis
 Clevis: Standard, Up and Down Swivel
 Tongue Jack
 Cutting Height: 2" - 14"
 Cutting Capacity: 4 1/2"
 Deck Height: 12"
 Deck Thickness: 7 Gauge Bottom, 10 Gauge Top
 Side Skirt Thickness: 1/4", Replaceable

Gearbox: 540 rpm: Splitter 250 HP; Center & Wings 210 HP
 1000 rpm: Splitter 250 HP; Center & Wings 210 HP
 Gearbox Input Shaft: 1 3/4" - 20 Spline
 Gearbox Output Shaft: 2 3/8"
 Input Driveline: Constant Velocity U-Joint Cat. 6, Splined
 or Conventional Cat. 5, Star Profile;
 540 or 1000 RPM
 Connecting Driveline: Cat. 5 Slip-Clutch, Star Profile
 Stump-Jumper: 3/16", Round, Dish Shaped,
 1" Steel Plate Support
 Blades: 2 per Section, 1/2" x 4" Heat Treated
 Free Swinging Alloy Steel with Uplift
 Blade Bolt: Keyed with Hardened Flatwasher & Lock Nut
 Blade Overlap: 6"
 Blade Speed:
 540 rpm; Center: 14,886 fpm, Wings: 14,769 fpm
 1000 rpm: Center: 15,604 fpm, Wings: 15,741 fpm
 Spring-Cushioned Center Axle w/Optional Walking Tandem
 6 or 8 Wheel Option
 Tire Options:
 6" x 21" Laminated Tires
 29" x 7.7" x 15" Used Aircraft Tires or 15" Rims
 Tapered Roller Bearings & Cast Iron 5-Bolt Hubs w/1 3/4" Shaft
 Wing Transport Lock
 Wing Hydraulics: 3" x 12" Cylinder, Hoses & Fittings
 Height Adjustments: 3 1/2" x 8" Cylinder, Hoses,
 Fittings & Stroke Control Spacers
 Skid Shoes: Wings Reversible & Center, Both Replaceable
 Optional Front and Rear Shielding:
 Single or Double Chain, or Rubber Guard
 Optional Deck Rings - 1/2" x 3" Fully Welded
 Optional Green or Red Paint

MODEL NUMBER	DESCRIPTION	APPROX. MACHINE WEIGHT	SHIPPING WEIGHT	LIST PRICE
RC6515-011234416070	15' ROTARY CUTTER - 540 rpm Single Front Chain Guard (01) 6 ea. Laminated Tires, Dual Axle (12) Constant Velocity Input Driveline, Cat. 6 (34) Single Rear Chain Guard (41) No Deck Rings (60) Standard Clevis (70)	5330#	5330#	\$ 22,923
RC6515-011434416070	15' ROTARY CUTTER - 540 rpm Single Front Chain Guard (01) 6 ea. Used Airplane Tires, Dual Axle (14) Constant Velocity Input Driveline, Cat. 6 (34) Single Rear Chain Guard (41) No Deck Rings (60) Standard Clevis (70)	5482#	5482#	\$ 23,195
RC6515-011434416170	15' ROTARY CUTTER - 540 rpm Single Front Chain Guard (01) 6 ea. Used Airplane Tires, Dual Axle (14) Constant Velocity Input Driveline, Cat. 6 (34) Single Rear Chain Guard (41) Deck Rings (61) Standard Clevis (70)	5682#	5682#	\$ 23,789

For 1000 RPM on above units, change prefix to RCM and ADD

88

Gearbox HP rating is based on in field use and performance

See pg. 59 for optional pricing and color choices

See pg. 73 for additional accessories

See pg. 72 for Available Hitches



WARNING!

Rotary Cutters used in non-agricultural areas must be equipped with front & rear guards. The possibility of thrown objects can be hazardous to persons or property.

Rotary Cutters - 15'

RETURN TO INDEX



RC6515 - 15' Extra-Heavy Duty Smooth Top 50-250 HP

MODEL NUMBER	DESCRIPTION	APPROX. MACHINE WEIGHT	LIST PRICE
RC6515	15' ROTARY CUTTER - 540 rpm	4421#	\$ 18,023
RCM6515	15' ROTARY CUTTER - 1000 rpm	4421#	\$ 18,111
ADD			
OPTION			
NUMBER	Choose One Front Guard		
-01	Single Row Chain Guard (318-616A)	226#	\$ 452
-02	Rubber Guard (318-727A)	155#	\$ 392
-03	Double Row Chain Guard (318-705A)	248#	\$ 580
-04	Double Row Chain Guard w/Cable (330-149A)	253#	\$ 644
Choose One Wheel & Axle Assembly			
-12	6 ea. Laminated Tail Wheels with Dual Axle	504#	\$ 2,547
-14	6 ea. Used Airplane Tires with Dual Axle	656#	\$ 2,819
-15	6 ea. Recapped Airplane Tires with Dual Axle	656#	\$ 3,300
-22	8 ea. Used Airplane Tires with Dual Axle	736#	\$ 3,358
-23	6 ea. Used Foam Filled Airplane Tires with Dual Axle	736#	\$ 3,230
-25	6 ea. Used Foam Filled Airplane Tires w/Walking Tandem Center Axle	916#	\$ 3,797
-26	6 ea. Used Airplane Tires w/Walking Tandem Center Axle	836#	\$ 3,388
If 540 RPM - Choose One Driveline Package - Main Driveline - 1 3/8" - 6 Spline			
-33	Main: Conventional U-Joint Wing: Cat. 5 Slip-Clutch	42#	\$ 1,154
-34	Main: Constant Velocity U-Joint, Cat. 6 Wing: Cat. 5 Slip-Clutch	75#	\$ 1,619
If 1000 RPM - Choose One Driveline Package - Main Driveline			
-33	Main: Conventional U-Joint, 1 3/8"-21 Spline Wing: Cat. 5 Slip-Clutch	42#	\$ 1,154
-34	Main: CV U-Joint, Cat. 6, 1 3/8"-21 Spline Wing: Cat. 5 Slip-Clutch	75#	\$ 1,619
-36	Main: CV U-Joint, Cat. 6, 1 3/4"-20 Spline Wing: Cat. 5 Slip-Clutch	75#	\$ 1,764
Choose One Rear Guard			
-41	Single Row Chain Guard (318-717A)	104#	\$ 282
-42	Rubber Deflector (318-726A)	58#	\$ 187
-43	Double Row Chain Guard (318-708A)	112#	\$ 396
-44	Double Row Chain Guard w/Cable (330-156A)	117#	\$ 459
You May Choose a Winch Option			
-51	Used to fold wings in a hydraulic failure (330-295A)	40#	\$ 529
You Must Choose a Deck Ring Option			
-60	No Deck Rings	0#	\$ 0
-61	Deck Rings	200#	\$ 594
You Must Choose a Hitch Clevis Option			
-70	Standard Clevis - Up & Down Swivel	77#	\$ 0
-71	Double Swivel Clevis - Up, Down & Side to Side Swivel	52#	\$ 118
-72	Bar-Tite Clevis - Bolts & Clamps to Drawbar Up & Down & Side to Side Swivel	68#	\$ 263
You May Choose A Color Option			
-81	Green		
-82	Orange		
-83	Red		
You May Choose a Shredder Option			
-90	Shredder Kit*		\$ 0

*This kit will be factory installed when ordered with the cutter and this option number. It replaces the blade and stumpjumper configuration, which is priced in the base price. For separate pricing, see page 73.

Gearbox HP rating is based on in field use and performance

WARNING! Rotary Cutters used in non-agricultural areas must be equipped with front & rear guards. The possibility of thrown objects can be hazardous to persons or property.

Rotary Cutters - 15'



RC6615 - 15' Extra-Heavy Duty Smooth Top

50-250 HP



DOMINATOR

Working Width: 15'
 Transport Width: 9'1" Minimum
 Overall Width: 15'8"
 Overall Length: 16'
 Hitch: Pull-Type, Self-Leveling Hitch & Standard Clevis
 Clevis: Standard, Up and Down Swivel
 Hitch Weight: 1,842 lbs
 Tongue Jack
 Cutting Height: 2" - 14"
 Cutting Capacity: 4 1/2"
 Deck Height: 12"
 Deck Thickness: 7 Gauge Bottom, 10 Gauge Top

Side Skirt Thickness: 1/4", Replaceable
 Gearbox: 540 rpm: Splitter 250 HP; Center & Wings 210 HP
 1000 rpm: Splitter 250 HP; Center & Wings 210 HP
 Gearbox Input Shaft: 1 3/4" - 20 Spline
 Gearbox Output Shaft: 2 3/8"
 Input Driveline: Constant Velocity U-Joint Cat. 6, Splined
 or Conventional Cat. 5, Star Profile;
 540 or 1000 RPM
 Connecting Driveline: Cat. 5 Slip-Clutch, Star Profile
 Stump-Jumper: 3/16", Round, Dish Shaped,
 1" Steel Plate Support
 Blades: 2 per Section, 1/2" x 4" Heat Treated
 Free Swinging Alloy Steel with Uplift
 Blade Bolt: Keyed with Hardened Flatwasher & Lock Nut
 Blade Overlap: 6"
 Blade Speed:
 540 rpm: Center & Wings: 16,300 fpm
 1000 rpm: Center: 16,300; Wings: 16,000 fpm
 6 or 8 Wheel Option, Individual Spring-Cushioned Wheel Arms
 Tire Options:
 6" x 21" Laminated Tires
 29" Recapped Airplane Tires
 24" x 7.7" x 15" Used Aircraft Tires w/or w/o foam
 Tapered Roller Bearings & Cast Iron 5-Bolt Hubs w/1 3/4" Shaft
 Wing Transport Lock
 Wing Hydraulics: 3" x 8" Cylinder, Hoses & Fittings
 Height Adjustments: 3 1/2" x 8" Cylinder, Hoses,
 Fittings & Stroke Control Spacers
 Skid Shoes: Wings Reversible & Center, Both Replaceable
 Optional Front and Rear Shielding:
 Single or Double Chain, or Rubber Guard
 Optional Deck Rings - 1/2" x 3" Fully Welded
 Optional Green or Red Paint

SEE NEXT PAGE FOR PRICING.

See pg. 61 for optional pricing and color choices

See pg. 72 for Available Hitches

Gearbox HP rating is based on in field use and performance



WARNING!

Rotary Cutters used in non-agricultural areas must be equipped with front & rear guards. The possibility of thrown objects can be hazardous to persons or property.

Rotary Cutters - 15'

RETURN TO INDEX



RC6615 - 15' Extra-Heavy Duty Smooth Top 50-250 HP

MODEL NUMBER	DESCRIPTION	APPROX. MACHINE WEIGHT	LIST PRICE
RC6615	15' ROTARY CUTTER - 540 rpm	4522#	\$ 18,951
RCM6615	15' ROTARY CUTTER - 1000 rpm	4522#	\$ 19,037
ADD OPTION			
NUMBER	Choose One Front Guard		
-01	Single Row Chain Guard (330-279A)	226#	\$ 452
-02	Rubber Guard (330-314A)	155#	\$ 392
-03	Double Row Chain Guard (330-280A)	248#	\$ 580
-04	Double Row Chain Guard w/Cable (330-281A)	253#	\$ 644
Choose One Wheel & Axle Assembly			
-12	6 ea. Laminated Tail Wheels with Dual Axle	504#	\$ 2,547
-14	6 ea. Used Airplane Tires with Dual Axle	656#	\$ 2,819
-15	6 ea. Recapped Airplane Tires with Dual Axle	656#	\$ 3,300
-16	6 ea. Recapped Foam Filled Airplane Tires with Dual Axle	736#	\$ 3,709
-22	8 ea. Used Airplane Tires with Dual Axle	736#	\$ 3,358
-23	6 ea. Used Foam Filled Airplane Tires with Dual Axle	736#	\$ 3,230
If 540 RPM - Choose One Driveline Package - Main Driveline - 1 3/8" - 6 Spline			
-33	Main: Conventional U-Joint Wing: Cat. 5 Slip-Clutch	42#	\$ 1,154
-34	Main: Constant Velocity U-Joint, Cat. 6 Wing: Cat. 5 Slip-Clutch	75#	\$ 1,619
If 1000 RPM - Choose One Driveline Package - Main Driveline			
-33	Main: Conventional U-Joint, 1 3/8"-21 Spline Wing: Cat. 5 Slip-Clutch	42#	\$ 1,154
-34	Main: CV U-Joint, Cat. 6, 1 3/8"-21 Spline Wing: Cat. 5 Slip-Clutch	75#	\$ 1,619
-36	Main: CV U-Joint, Cat. 6, 1 3/4"-20 Spline Wing: Cat. 5 Slip-Clutch	75#	\$ 1,764
Choose One Rear Guard			
-41	Single Row Chain Guard (330-282A)	104#	\$ 282
-42	Rubber Deflector (330-315A)	58#	\$ 187
-43	Double Row Chain Guard (330-283A)	112#	\$ 396
-44	Double Row Chain Guard w/Cable (330-284A)	117#	\$ 459
You May Choose a Winch Option			
-51	Used to fold wings in a hydraulic failure (330-295A)	40#	\$ 529
You Must Choose a Deck Ring Option			
-60	No Deck Rings	0#	\$ 0
-61	Deck Rings	200#	\$ 594
You Must Choose a Hitch Clevis Option			
-70	Standard Clevis - Up & Down Swivel	77#	\$ 0
-71	Double Swivel Clevis - Up, Down & Side to Side Swivel	52#	\$ 118
-72	Bar-Tite Clevis - Bolts & Clamps to Drawbar Up & Down & Side to Side Swivel	68#	\$ 263
You May Choose A Color Option			
-81	Green		
-82	Orange		
-83	Red		
You May Choose a Shredder Option			
-90	Shredder Kit*		\$ 0

*This kit will be factory installed when ordered with the cutter and this option number. It replaces the blade and stumpjumper configuration, which is priced in the base price. For separate pricing, see page 61.

Gearbox HP rating is based on in field use and performance





Rotary Cutters - 15'

RCB6615 - 15' Extra-Heavy Duty Smooth Top 50-250 HP with Rephasing Wing Axle Cylinders



DOMINATOR

Working Width: 15'
Transport Width: 9'1" Minimum
Overall Width: 15'8"
Overall Length: 17'1"
Hitch: Pull-Type, Self-Leveling Hitch & Standard Clevis
Clevis: Standard, Up and Down Swivel
Tongue Jack
Cutting Height: 2" - 14"
Cutting Capacity: 4 1/2"
Deck Height: 12"
Deck Thickness: 7 Gauge Bottom, 10 Gauge Top
Side Skirt Thickness: 1/4", Replaceable
Slow Moving Vehicle Sign

Gearbox: 540 rpm: Splitter 250 HP; Center & Wings 210 HP
1000 rpm: Splitter 250 HP; Center & Wings 210 HP

Gearbox Input Shaft: 1 3/4" - 20 Spline

Gearbox Output Shaft: 2 3/8"

Input Driveline: Constant Velocity U-Joint Cat. 6, Splined
or Conventional Cat. 5, Star Profile;
540 or 1000 RPM

Connecting Driveline: Cat. 5 Slip-Clutch,
Stump-Jumper: 3/16", Round, Dish Shaped,
1" Steel Plate Support

Blades: 2 per Section, 1/2" x 4" Heat Treated
Free Swinging Alloy Steel with Uplift

Blade Bolt: Keyed with Hardened Flatwasher & Lock Nut

Blade Overlap: 6"

Blade Speed:

540 rpm: Center & Wings: 16,300 fpm

1000 rpm: Center: 16,300; Wings: 16,000 fpm

Individual Spring-Cushioned Wheel Arms

6 or 8 Wheel Option

Tire Options:

6" x 21" Laminated Tires

24" Recapped Airplane Tires

29" x 7.7" x 15" Used Aircraft Tires

Tapered Roller Bearings & Cast Iron 5-Bolt Hubs w/1 3/4" Shaft

Wing Transport Lock

Wing Hydraulics: 3" x 8" Cylinder, Hoses & Fittings

Rephasing Wing Axle Cylinders

Height Adjustments: 3 1/2" x 8" Cylinder, Hoses,
Fittings & Stroke Control Spacers

Skid Shoes: Wings Reversible & Center, Both Replaceable

Wing Skid Shoes: AR400 Steel

Optional Front and Rear Shielding:

Single or Double Chain, Rubber Guard, or Dbl Chain w/Cable

Optional Deck Rings - 1/2" x 3" Fully Welded

Optional Green or Red Paint

SEE NEXT PAGE FOR PRICING.

Gearbox HP rating is based on in field use and performance

See pg. 63 for optional pricing and color choices

See pg. 72 for Available Hitches



WARNING!

Rotary Cutters used in non-agricultural areas must be equipped with front & rear guards. The possibility of thrown objects can be hazardous to persons or property.

Rotary Cutters - 15'

RETURN TO INDEX



RCB6615 - 15' Extra-Heavy Duty Smooth Top 50-250 HP with Rephasing Wing Axle Cylinders

MODEL NUMBER	DESCRIPTION	APPROX. MACHINE WEIGHT	LIST PRICE
RCB6615	15' ROTARY CUTTER - 540 rpm	4600#	\$ 22,440
RCBM6615	15' ROTARY CUTTER - 1000 rpm	4600#	\$ 22,526
ADD OPTION			
NUMBER	Choose One Front Guard		
-01	Single Row Chain Guard (330-279A)	226#	\$ 452
-02	Rubber Guard (330-314A)	155#	\$ 392
-03	Double Row Chain Guard (330-280A)	248#	\$ 580
-04	Double Row Chain Guard w/Cable (330-281A)	253#	\$ 644
	Choose One Wheel & Axle Assembly		
-12	6 ea. Laminated Tail Wheels	504#	\$ 2,547
-14	6 ea. Used Airplane Tires	656#	\$ 2,819
-15	6 ea. Recapped Airplane Tires	656#	\$ 3,300
-16	6 ea. Recapped Foam Filled Airplane Tires	736#	\$ 3,709
-22	8 ea. Used Airplane Tires	736#	\$ 3,358
-23	6 ea. Used Foam Filled Airplane Tires	736#	\$ 3,230
-26	8 ea. Used Airplane Tires w/Walking Tandem Center and Wing	836#	\$ 3,528
-27	8 ea. Laminated Tailwheels w/Walking Tandem Center Axle and Wing	684#	\$ 3,439
-28	8 ea. Used Foam Filled Airplane Tires w/Walking Tandem Center Axle and Wing	916#	\$ 4,384
-29	8 ea. Recapped Airplane Tires w/Walking Tandem Center Axle and Wing	836#	\$ 4,350
	If 540 RPM - Choose One Driveline Package - Main Driveline: 1 3/8" - 6 Spline		
-33	Main: Conventional U-Joint Wing: Cat. 5 Slip-Clutch	42#	\$ 1,154
-34	Main: Constant Velocity U-Joint, Cat. 6 Wing: Cat. 5 Slip-Clutch	75#	\$ 1,619
	If 1000 RPM - Choose One Driveline Package - Main Driveline		
-33	Main: Conventional U-Joint, 1 3/8"-21 Spline Wing: Cat. 5 Slip-Clutch	42#	\$ 1,154
-34	Main: CV U-Joint, Cat. 6, 1 3/8"-21 Spline Wing: Cat. 5 Slip-Clutch	75#	\$ 1,619
-36	Main: CV U-Joint, Cat. 6, 1 3/4"-20 Spline Wing: Cat. 5 Slip-Clutch	75#	\$ 1,764
	Choose One Rear Guard		
-41	Single Row Chain Guard (330-282A)	104#	\$ 282
-42	Rubber Deflector (330-315A)	58#	\$ 187
-43	Double Row Chain Guard (330-283A)	112#	\$ 396
-44	Double Row Chain Guard w/Cable (330-284A)	117#	\$ 459
	You May Choose a Winch Option		
-51	Used to fold wings in a hydraulic failure (330-414A)	40#	\$ 532
	You Must Choose a Deck Ring Option		
-60	No Deck Rings	0#	\$ 0
-61	Deck Rings	200#	\$ 594
	You Must Choose a Hitch Clevis Option		
-70	Standard Clevis - Up & Down Swivel	77#	\$ 0
-71	Double Swivel Clevis - Up, Down & Side to Side Swivel	52#	\$ 118
-72	Bar-Tite Clevis - Bolts & Clamps to Drawbar Up & Down & Side to Side Swivel	68#	\$ 263
	You May Choose A Color Option		
-81	Green		
-82	Orange		
-83	Red		
	You May Choose a Shredder Option		
-90	Shredder Kit* ^A		\$ 0
-91	Baffle Kit		\$ 567
-92	Shredder ^A & Baffle Kit		\$ 567

Gearbox HP rating is based on in field use and performance

*This kit will be factory installed when ordered with the cutter and this option number. It replaces the blade and stumpjumper configuration, which is priced in the base price.

^A The Shredder Kit cannot be used in conjunction with Deck Rings.



WARNING!

Rotary Cutters used in non-agricultural areas must be equipped with front & rear guards. The possibility of thrown objects can be hazardous to persons or property.

Rotary Cutters - 10'

RETURN TO INDEX



RC6610- 10' Extra-Heavy Duty Offset

50-250 HP

DOMINATOR

Offset: Right Wing Model
Working Width: 10'6"
Transport Width: 7'6 $\frac{1}{2}$ " Minimum
Overall Width: 11'
Overall Length: 16'5"
Hitch: Pull-Type, Self-Leveling Hitch & Clevis
Clevis: Standard, Up and Down Swivel
Tongue Jack
Cutting Height: 2" - 14"
Cutting Capacity: 4 $\frac{1}{2}$ "
Deck Height: 12"
Deck Thickness: 7 Gauge Bottom, 10 Gauge Top
Side Skirt Thickness: $\frac{1}{4}$ ", Replaceable

Gearbox: 540 rpm: Splitter 250 HP; Center & Wing 210 HP
1000 rpm: Splitter 250 HP; Center & Wing 210 HP
Gearbox Input Shaft: 1 $\frac{3}{4}$ " 20 Spline
Gearbox Output Shaft: 2 $\frac{3}{8}$ "
*Weightbox on Left Side
Wing Hydraulics: 3" x 8" Cylinder, Hoses & Fittings
Height Adjustment: 3 $\frac{1}{2}$ " x 8" Cylinder, Hoses, Fittings & Stroke Control Spacers
Input Driveline: Constant Velocity U-Joint Cat. 6, Splined or Conventional Cat. 5, 540 or 1000 RPM
Connecting Driveline: Cat. 4 or 5 w/Slip-Clutch
Stump-Jumper: $\frac{3}{16}$ ", Round, Dish Shaped, 1" Steel Plate Support
Blades: 2 per Section, $\frac{1}{2}$ " x 4" Heat Treated Free Swinging Alloy Steel with Uplift
Blade Bolt: Keyed with Hardened Flatwasher & Lock Nut
Blade Overlap: 6"
Blade Speed:
540 rpm: Center & Wings: 16,300 fpm
1000 rpm: Center: 16,300; Wings: 16,000 fpm
5 Wheels: 4 center, 1 wing, bolt in spindles
6 Wheels: 4 center, 2 wing, bolt in spindles
Individual Spring Cushioned Wheel Arms
Tire Options: 6" x 21" Laminated Tires
24" Recapped Airplane Tires
29" x 7.7" x15" Used Aircraft Tires w/ or w/o Foam
Tapered Roller Bearings & Cast Iron 5-Bolt Hubs w/1 $\frac{3}{4}$ " Shaft
Wing Transport Locks
Skid Shoes: Wing and Main, Replaceable
Optional Front & Rear Shielding:
Single or Double Chain, or Rubber Guard
Optional Deck Rings - $\frac{1}{2}$ " x 3" Fully Welded

SEE NEXT PAGE FOR PRICING.

Gearbox HP rating is based on in field use and performance

*See pg. 65 for additional accessories
See pg. 72 for available hitches*



WARNING!

Rotary Cutters used in non-agricultural areas must be equipped with front & rear guards. The possibility of thrown objects can be hazardous to persons or property.

Rotary Cutters - 10'

[RETURN TO INDEX](#)


RC6610 - 10' Extra-Heavy Duty Offset

50-250 HP

DOMINATOR

MODEL NUMBER	BASE UNIT	APPROX. MACHINE WEIGHT	LIST PRICE
RC6610	10' ROTARY CUTTER - OFFSET - 540 rpm	4432#	\$ 16,122
RCM6610	10' ROTARY CUTTER - OFFSET - 1000 rpm	4432#	\$ 16,195
ADDOPTION NO.	<u>Choose One Front Guard</u>		
-01	Single Row Chain Guard (330-512A)	183#	\$ 335
-02	Rubber Guard (330-513A)	125#	\$ 248
-03	Double Row Chain Guard (330-514A)	201#	\$ 475
-04	Double Row Chain Guard w/Cable (330-515A)	204#	\$ 516
	<u>Choose One Wheel & Axle Assembly</u>		
-12	5 ea. Laminated Tail Wheels with Dual Axle	408#	\$ 2,072
-14	5 ea. Used Airplane Tires with Dual Axle	525#	\$ 2,300
-15	5 ea. Recapped Aircraft with Dual Axle	525#	\$ 2,751
-16	5 ea. Recapped Foam Filled Aircraft with Dual Axle	740#	\$ 3,091
-23	5 ea. Used Foam Filled Airplane Tires w/Dual Axle	740#	\$ 2,646
-20	6 ea. Laminated Tailwheels with Dual Axle	478#	\$ 2,330
-22	6 ea. Used Airplane Tires with Dual Axle	565#	\$ 2,606
	<u>Choose One Driveline Package</u>		
-33	Conventional U-Joint - 540 rpm Cat. 5 1 3/8" - 6 Spline	42#	\$ 853
-33	Conventional U-Joint - 1000 rpm Cat. 5 1 3/8" - 21 Spline	42#	\$ 853
-34	Constant Velocity U-Joint - 540 rpm Cat. 6 1-3/8" - 6 Spline	75#	\$ 1,405
-34	Constant Velocity U-Joint - 1000 rpm Cat. 6 1-3/8" - 21 Spline	75#	\$ 1,405
-36	Constant Velocity U-Joint - 1000 rpm Cat. 6 1-3/4" - 20 Spline	75#	\$ 1,527
	<u>Choose One Rear Guard</u>		
-41	Single Row Chain Guard (330-524A)	83#	\$ 204
-42	Rubber Deflector (330-525A)	46#	\$ 129
-43	Double Row Chain Guard (330-526A)	89#	\$ 227
-44	Double Row Chain Guard w/Cable (330-527A)	92#	\$ 268
	<u>You May Choose a Winch Option</u>		
-51	Used to fold wings in a hydraulic failure (330-414A)	40#	\$ 532
	<u>You Must Choose a Deck Ring Option</u>		
-60	No Deck Rings	0#	\$ 0
-61	Deck Rings	131#	\$ 442
	<u>You Must Choose a Hitch Clevis Option</u>		
-70	Standard Clevis - Up & Down Swivel	77#	\$ 0
-71	Double Swivel Clevis - Up, Down & Side to Side Swivel	52#	\$ 118
-72	Bar-Tite Clevis - Bolts & Clamps to Drawbar Up, Down & Side to Side Swivel	68#	\$ 263
	<u>You May Choose A Color Option</u>		
-81	Green		
-82	Orange		
-83	Red		

Gearbox HP rating is based on in field use and performance



WARNING!

Rotary Cutters used in non-agricultural areas must be equipped with front & rear guards. The possibility of thrown objects can be hazardous to persons or property.

Rotary Cutters - 10'

RETURN TO INDEX



RCB6610- 10' Extra-Heavy Duty Offset 50-250 HP with Right Wing Rephasing Cylinder Axle

DOMINATOR

Offset: Right Wing Model
Working Width: 10'6"
Transport Width: 8' Minimum
Overall Width: 11'
Overall Length: 15'1"
Hitch: Pull-Type, Self-Leveling Hitch & Clevis
Clevis: Standard, Up and Down Swivel
Tongue Jack
Cutting Height: 2" - 14"
Cutting Capacity: 4 1/2"
Deck Height: 12"
Deck Thickness: 7 Gauge Bottom, 10 Gauge Top
Side Skirt Thickness: 1/4", Replaceable

Gearbox: 540 rpm: Splitter 250 HP; Center & Wing 210 HP
1000 rpm: Splitter 250 HP; Center & Wing 210 HP
Gearbox Input Shaft: 1 3/4" 20 Spline
Gearbox Output Shaft: 2 3/8"
*Weightbox on Left Side
Wing Hydraulics: 3" x 12" Cylinder, Hoses & Fittings
Height Adjustment: 3 1/2" x 8" Cylinder, Hoses, Fittings & Stroke Control Spacers
Input Driveline: Constant Velocity U-Joint Cat. 6, Splined or Conventional Cat. 5, Star Profile; 540 or 1000 RPM
Connecting Driveline: Cat. 5 Slip-Clutch, Star Profile
Stump-Jumper: 3/16", Round, Dish Shaped, 1" Steel Plate Support
Blades: 2 per Section, 1/2" x 4" Heat Treated Free Swinging Alloy Steel with Uplift
Blade Bolt: Keyed with Hardened Flatwasher & Lock Nut
Blade Overlap: 6"
Blade Speed:
540 rpm: Center & Wings: 16,300 fpm
1000 rpm: Center: 16,300; Wings: 16,000 fpm
5 Wheels: 4 center, 1 wing, bolt in spindles
6 Wheels: 4 center, 2 wing, bolt in spindles
Spring-Cushioned Transport Axle w/Optional Walking Tandem
Tire Options: 6" x 21" Laminated Tires
29" x 7.7" x 15" Used Aircraft Tires w/ or w/o Foam
Tapered Roller Bearings & Cast Iron 5-Bolt Hubs w/1 3/4" Shaft
Wing Transport Locks
Skid Shoes: Wing and Main, Replaceable
Optional Front & Rear Shielding:
Single or Double Chain, or Rubber Guard
Optional Deck Rings - 1/2" x 3" Fully Welded

SEE NEXT PAGE FOR PRICING.

Gearbox HP rating is based on in field use and performance

See pg. 67 for additional accessories

See pg. 67 for available hitches



WARNING!

Rotary Cutters used in non-agricultural areas must be equipped with front & rear guards. The possibility of thrown objects can be hazardous to persons or property.

Rotary Cutters - 10'

[RETURN TO INDEX](#)


RCB6610 - 10' Extra-Heavy Duty Offset 50-250 HP with Right Wing Rephasing Cylinder Axle

DOMINATOR

MODEL NUMBER	BASE UNIT	APPROX. MACHINE WEIGHT	LIST PRICE
RCB6610	10' ROTARY CUTTER - OFFSET - 540 rpm	4795#	\$ 19,089
RCBM6610	10' ROTARY CUTTER - OFFSET - 1000 rpm	4795#	\$ 19,176
ADDOPTION NO.	<u>Choose One Front Guard</u>		
-01	Single Row Chain Guard (330-512A)	183#	\$ 335
-02	Rubber Guard (330-513A)	125#	\$ 248
-03	Double Row Chain Guard (330-514A)	201#	\$ 475
-04	Double Row Chain Guard w/ Cable (330-515A)	204#	\$ 516
	<u>Choose One Wheel & Axle Assembly</u>		
-12	5 ea. Laminated Tail Wheels	408#	\$ 2,072
-14	5 ea. Used Airplane Tires	525#	\$ 2,300
-15	5 ea. Recapped Airplane Tires	525#	\$ 2,751
-16	5 ea. Recapped Foam Filled Airplane Tires	740#	\$ 3,091
-22	6 ea. Used Airplane Tires	565#	\$ 2,606
-23	5 ea. Foam Filled Airplane Tires	740#	\$ 2,646
-26	6 ea. Used Airplane Tires w/Walking Tandem Center and Wing Axle	701#	\$ 2,715
-27	6 ea. Laminated Tires w/Walking Tandem Center and Wing Axle	584#	\$ 2,606
-28	6 ea. Foam Filled Airplane Tires w/Walking Tandem Ctr & Wing Axle	732#	\$ 3,374
-29	6 ea. Recapped Airplane Tires w/Walking Tandem Center and Wing Axle	669#	\$ 3,347
	<u>Choose One Driveline Package</u>		
-33	Conventional U-Joint - 540 rpm Cat. 5 1 3/8" - 6 Spline	42#	\$ 853
-33	Conventional U-Joint - 1000 rpm Cat. 5 1 3/8" - 21 Spline	42#	\$ 853
-34	Constant Velocity U-Joint - 540 rpm Cat. 6 1-3/8" - 6 Spline	75#	\$ 1,405
-34	Constant Velocity U-Joint - 1000 rpm Cat. 6 1-3/8" - 21 Spline	75#	\$ 1,405
-36	Constant Velocity U-Joint - 1000 rpm Cat. 6 1-3/4" - 20 Spline	75#	\$ 1,527
	<u>Choose One Rear Guard</u>		
-41	Single Row Chain Guard (330-046A)	83#	\$ 204
-42	Rubber Deflector (330-047A)	46#	\$ 129
-43	Double Row Chain Guard (330-048A)	89#	\$ 227
	<u>You May Choose a Winch Option</u>		
-51	Used to fold wings in a hydraulic failure (330-295A)	40#	\$ 529
	<u>You Must Choose a Deck Ring Option</u>		
-60	No Deck Rings	0#	\$ 0
-61	Deck Rings	131#	\$ 402
	<u>You Must Choose a Hitch Clevis Option</u>		
-70	Standard Clevis - Up & Down Swivel	77#	\$ 0
-71	Double Swivel Clevis - Up, Down & Side to Side Swivel	52#	\$ 118
-72	Bar-Tite Clevis - Bolts & Clamps to Drawbar Up, Down & Side to Side Swivel	68#	\$ 263
-72	Bar-Tite Clevis - Bolts & Clamps to Drawbar Up, Down & Side to Side Swivel	20#	\$ 240
	<u>You May Choose A Color Option</u>		
-81	Green		
-82	Orange		
-83	Red		

Gearbox HP rating is based on in field use and performance



WARNING!

Rotary Cutters used in non-agricultural areas must be equipped with front & rear guards. The possibility of thrown objects can be hazardous to persons or property.

Rotary Cutters- Offset

RETURN TO INDEX



RC5014 - 14' Heavy Duty Offset

70-250 HP



Commander

Working Width: 14'
Transport Width: 8' 9"
Overall Width: 15'
Overall Length: 19' 3"
Hitch: Pull-Type, Self-Leveling Hitch & Clevis
Tongue Jack
Cutting Height: 2" - 14"
Cutting Capacity: 3"
Deck Height: 10 1/2"
Deck Thickness: 3/16"
Side Skirt Thickness: 1/4"
Gearbox: 540 rpm: Center 250 HP; Wing 210 HP
1000 rpm: Center 250 HP; Wing 210 HP

Gearbox Input Shaft: 1 3/4" 20 Spline
Gearbox Output Shaft: 2 3/8"
Weightbox on Left Side
Input Driveline: Constant Velocity U-Joint Cat. 6, Splined
or Conventional Cat. 5, Star Profile;
540 or 1000 RPM
Connecting Driveline: Cat. 5 Slip-Clutch
Stump-Jumper: 3/16", Round, Dish Shaped
Blades: 2 per Section, 1/2" x 4" Heat Treated
Free Swinging Alloy Steel with Uplift
Blade Bolt: Keyed with Hardened Flatwasher & Lock Nut
Blade Overlap: 6"
Blade Speed:
540 rpm: Center: 17,377 fpm, Wing: 17,329 fpm
1000 rpm: Center: 18,165 fpm, Wing: 18,317 fpm
5 or 6 Wheel Option, with Spring-Cushioned Center Axle
Tire Options: 6" x 21" Laminated Tires
27" x 7.75-15 Used Aircraft Tires w/wo foam
15" Rims
Tapered Roller Bearings & Cast Iron 5-Bolt Hubs
with 1 3/4" Shaft
Wing Transport Locks
Wing Hydraulics: 3 1/2" x 12" Cylinder, Hoses & Fittings
Height Adjustments: 4" x 8" Cylinder, Hose, Fittings
& Stroke Control Spacers
Skid Shoes: Wing & Center Section, Both Replaceable
Optional Front and Rear Shielding:
Single or Double Chain, or Rubber Guard
Optional Deck Rings - 1/2" x 3" Fully Welded

For 1000 RPM, change prefix to RCM

SEE NEXT PAGE FOR PRICING.

Gearbox HP rating is based on in field use and performance

See pg. 69 for optional pricing and color options

See pg. 72 for available hitches



WARNING!

Rotary Cutters used in non-agricultural areas must be equipped with front & rear guards. The possibility of thrown objects can be hazardous to persons or property.

Rotary Cutters-Offset



RC5014 - 14' Heavy Duty Offset

70-250 HP

MODEL NUMBER	DESCRIPTION	APPROX. MACHINE WEIGHT	LIST PRICE
RC5014	14' ROTARY CUTTER - OFFSET - 540 rpm	6233#	\$ 17,100
RCM5014	14' ROTARY CUTTER - OFFSET - 1000 rpm	6233#	\$ 17,100
ADD			
OPTION NUMBER	<u>Choose One Front Guard</u>		
-01	Single Row Chain Guard (318-816A)	141#	\$ 371
-02	Rubber Guard (318-817A)	77#	\$ 280
-03	Double Row Chain Guard (318-818A)	155#	\$ 517
	<u>Choose One Wheel & Axle Assembly</u>		
-12	5 ea. Laminated Tail Wheels with Dual Axle	550#	\$ 2,785
-14	5 ea. Used Airplane Tires with Dual Axle	677#	\$ 3,014
-23	5 ea. Foam Filled Airplane Tires	744#	\$ 3,357
-20	6 ea. Laminated Tail Wheels with Dual Axle	668#	\$ 2,986
-22	6 ea. Used Airplane Tires with Dual Axle	744#	\$ 3,260
-24	6 ea. Foam Filled Airplane Tires	832#	\$ 3,675
	<u>Choose One Driveline Package</u>		
-31	Conventional U-Joint - 540 rpm - 1-3/8" - 6 Spline	42#	\$ 1,154
-32	Constant Velocity U-Joint - Cat. 6, 540 rpm - 1-3/8" - 6 Spline	75#	\$ 1,476
-31	Conventional U-Joint - 1000 rpm - 1-3/8" - 21 Spline	42#	\$ 1,154
-32	Constant Velocity U-Joint - Cat. 6, 1000 rpm - 1-3/8" - 21 Spline	75#	\$ 1,476
-33	Consant Velocity U-Joint - Cat. 6, 1000 rpm - 1-3/4" - 20 Spline	75#	\$ 1,633
	<u>Choose One Rear Guard</u>		
-41	Single Row Chain Guard (318-823A)	79#	\$ 259
-42	Rubber Deflector (318-824A)	86#	\$ 192
-43	Double Row Chain Guard (318-825A)	100#	\$ 328
	<u>You Must Choose Deck Rings or No Deck Rings</u>		
-60	No Deck Rings	0#	\$ 0
-61	Deck Rings	131#	\$ 594
	<u>You Must Choose A Hitch Clevis Option</u>		
-70	Standard Clevis	77#	\$ 0
-71	Swivel Hitch	52#	\$ 118
-72	Bar Tite Hitch	68#	\$ 263
	<u>You May Choose A Color Option</u>		
-81	Green		
-83	Red		
<u>ACCESSORIES AVAILABLE THROUGH THE PARTS DEPT.</u>			
312-315A	3 SPOOL CONTROL VALVE KIT For use with single duplex outlet	40#	\$ 909
312-316A	SELECTOR CONTROL VALVE KIT For use with two duplex outlets	35#	\$ 262

Gearbox HP rating is based on in field use and performance



WARNING!


Rotary Cutters used in non-agricultural areas must be equipped with front & rear guards. The possibility of thrown objects can be hazardous to persons or property.

Rotary Cutters - 20'



RC5020 - 20' Heavy Duty

70-250 HP



Commander

Working Width: 20'
 Transport Width: 8' 9"
 Overall Width: 20' 9 1/2"
 Overall Length: 19' 3"
 Hitch: Pull-Type, Self-Leveling Hitch & Clevis
 Tongue Jack
 Cutting Height: 2" - 14"
 Cutting Capacity: 3"
 Deck Height: 10 1/2"
 Deck Thickness: 3/16"
 Side Skirt Thickness: 1/4"
 Gearbox: 540 rpm: Center 250 HP; Wings 210 HP
 1000 rpm: Center 250 HP; Wings 210 HP Gearbox
 Gearbox Input Shaft: 1 3/4" 20 Spline

Gearbox Output Shaft: 2 3/8"
 Input Driveline: Constant Velocity U-Joint Cat. 6, Splined
 or Conventional Cat. 5, Star Profile;
 540 or 1000 RPM
 Connecting Driveline: Cat. 5 Slip-Clutch
 Stump-Jumper: 3/16", Round, Dish Shaped
 Blades: 2 per Section, 1/2" x 4" Heat Treated
 Free Swinging Alloy Steel with Uplift
 Blade Bolt: Keyed with Hardened Flatwasher & Lock Nut
 Blade Overlap: 6"
 Blade Speed:
 540 rpm: Center: 17,377 fpm, Wings: 17,329 fpm
 1000 rpm: Center: 18,165 fpm, Wings: 18,317 fpm
 6 or 8 Wheel Option, with Spring-Cushioned Center Axle
 Tire Options:
 6" x 21" Laminated Tires
 27" x 7.75-15 Used Aircraft Tires
 Tapered Roller Bearings & Cast Iron 5-Bolt Hubs w/1 3/4" Shaft
 Wing Transport Locks
 Wing Hydraulics: 3 1/2" x 12" Cylinder, Hoses & Fittings
 Height Adjustments: 4" x 8" Cylinder, Hose, Fittings
 & Stroke Control Spacers
 Skid Shoes: Wings Reversible & Center, Both Replaceable
 Optional Front and Rear Shielding:
 Single or Double Chain, or Rubber Guard
 Optional Deck Rings - 1/2" x 3" Fully Welded

For 1000 RPM, change prefix to RCM

MODEL NUMBER	DESCRIPTION	APPROX. MACHINE WEIGHT	LIST PRICE
RC5020-011232416070	20' ROTARY CUTTER - 540 rpm Single Front Chain Guard (01) 6 ea. Laminated Tires, Dual Axle (12) Constant Velocity Input Driveline, Cat. 6 (32) Single Rear Chain Guard (41) No Deck Rings (60) Standard Clevis (70)	6528#	\$ 26,688
RC5020-021232426070	20' ROTARY CUTTER - 540 rpm Front Rubber Guard (02) 6 ea. Laminated Tires, Dual Axle (12) Constant Velocity Input Driveline, Cat. 6 (32) Rear Rubber Guard (42) No Deck Rings (60) Standard Clevis (70)	6442#	\$ 26,545
RC5020-011432416070	20' ROTARY CUTTER - 540 rpm Single Front Chain Guard (01) 6 ea. Used Airplane Tires, Dual Axle (14) Constant Velocity Input Driveline, Cat. 6 (32) Single Rear Chain Guard (41) No Deck Rings (60) Standard Clevis (70)	6680#	\$ 26,964
RC5020-021432426070	20' ROTARY CUTTER - 540 rpm Front Rubber Guard (02) 6 ea. Used Airplane Tires, Dual Axle (14) Constant Velocity Input Driveline, Cat. 6 (32) Rear Rubber Guard (42) No Deck Rings (60) Standard Clevis (70)	6594#	\$ 26,821

See pg. 71 for optional pricing and color option

See pg. 72 for available hitches

Gearbox HP rating is based on in field use and performance



WARNING!

Rotary Cutters used in non-agricultural areas must be equipped with front & rear guards. The possibility of thrown objects can be hazardous to persons or property.

Rotary Cutters - 20'

RETURN TO INDEX



RC5020 - 20' Heavy Duty

70-250 HP

TO BUILD A UNIT NOT LISTED IN CONFIGURED UNIT PRICING, USE THE FOLLOWING.

MODEL NUMBER	DESCRIPTION	APPROX. MACHINE WT	LIST PRICE
RC5020	20' ROTARY CUTTER - 540 rpm	5385#	\$ 20,600
RCM5020	20' ROTARY CUTTER - 1000 rpm	5385#	\$ 20,600
ADD			
OPTION NO.	Choose One Front Guard		
-01	Single Row Chain Guard (318-439A)	211#	\$ 513
-02	Rubber Guard (318-481A)	115#	\$ 454
-03	Double Row Chain Guard (318-482A)	233#	\$ 685
Choose One Wheel & Axle Assembly			
-12	6 ea. Laminated Tail Wheels with Dual Axle	661#	\$ 3,492
-14	6 ea. Used Airplane Tires with Dual Axle	813#	\$ 3,768
-23	6 ea. Foam Filled Airplane Tires with Dual Axle	893#	\$ 4,183
-20	8 ea. Laminated Tail Wheels with Dual Axle	801#	\$ 3,916
-22	8 ea. Used Airplane Tires with Dual Axle	893#	\$ 4,284
-24	8 ea. Foam Filled Airplane Tires with Dual Axle	999#	\$ 4,834
Choose One Driveline Package - Main: CAT 5, Wing: CAT.5			
-31	Conventional U-Joint - 540 rpm - 1-3/8" - 6 Spline	42#	\$ 1,344
-32	Constant Velocity U-Joint - Cat. 6, 540 rpm - 1-3/8" - 6 Spline	75#	\$ 1,716
-31	Conventional U-Joint - 1000 rpm - 1-3/8" - 21 Spline	42#	\$ 1,344
-32	Constant Velocity U-Joint - Cat. 6, 1000 rpm - 1-3/8" - 21 Spline	75#	\$ 1,716
-33	Consant Velocity U-Joint - Cat. 6, 1000 rpm - 1-3/4" - 20 Spline	75#	\$ 1,901
Choose One Rear Guard			
-41	Single Row Chain Guard (318-440A)	119#	\$ 367
-42	Rubber Deflector (318-483A)	129#	\$ 283
-43	Double Row Chain Guard (318-484A)	150#	\$ 463
You Must Choose Deck Rings or No Deck Rings			
-60	No Deck Rings	0#	\$ 0
-61	Deck Rings	200#	\$ 894
You Must Choose A Hitch Clevis Option			
-70	Standard Clevis	77#	\$ 0
-71	Swivel Hitch	52#	\$ 118
-72	Bar Tite Hitch	68#	\$ 263
You May Choose A Color Option			
-81	Green		
-82	Orange		
-83	Red		
You May Choose A Shredder Option			
-90	Shredder / Fixed Blade* ^A	(157#)	\$ 0
-91	Front Baffle Kit*	201#	\$ 745
-92	Shredder / Fixed Blade / Baffle* ^A	44#	\$ 745
You May Choose A Baffle Kit Option*			
-45	Rear Baffles	209#	\$ 400

Gearbox HP rating is based on in field use and performance

*This kit will be factory installed when ordered with the cutter and this option number.


^A The Shredder and Fixed Blade replace the stumpjumper and blade configuration which is figured in the base price.

* Cannot be used with rear guarding.

See page 73 for additional accessories.

Rotary Cutters


Hitch Options - Folding Cutters



OPTION 70 - Standard Clevis

-Pivots up and down for uneven terrain

Part No. 330-225A




OPTION 71 - Double Swivel Clevis

-Swivels up and down, and side to side for uneven terrain

-Grease zerk on rotating shaft

Part No. 330-332A



OPTION 72 - Bar-Tite™ Clevis

-Bolts tight to drawbar which eliminates any drawbar wear


-Hardened bushing with grease zerk on side to side movement

-Swivels up and down

-Grease zerk on rotating shaft

-Heat treated Components

Part No. 330-333A



Rotary Cutters - 15'

[RETURN TO INDEX](#)

ADDITIONAL ACCESSORIES FOR 55 AND 65 SERIES 15' AND 50 SERIES 20' ROTARY CUTTERS. AVAILABLE THROUGH PARTS DEPT. ONLY.

PART NUMBER	DESCRIPTION	APPROX. WEIGHT	LIST PRICE
312-315A	3 SPOOL CONTROL VALVE KIT For use with single duplex outlet	40#	\$ 909
312-316A	SELECTOR CONTROL VALVE KIT For use with two duplex outlets	35#	\$ 262
318-316A	HYDRAULIC WING CONTROL KIT (for 15') to hydraulically control each wing independently	8#	\$ 85
318-553A	HYDRAULIC WING CONTROL KIT - (for 20') to hydraulically control each wing independently	8#	\$ 95
330-291S	SMV Kit - RC55 and RC65 Series only	4#	\$ 43
330-229A	Weight Box Lock - Locks the weight box on 10' wing Rotary Cutters		\$ 95

Photo of Shredder Blade Kit



330-094A	SHREDDER KIT (RC5515 and RC6515) when ordered seperately		\$ 1,503
318-958A	SHREDDER KIT (RC5020) when ordered seperately	526#	\$ 1,950
330-114A	FRONT BAFFLE KIT (RC5020)	201#	\$ 713
330-585A	REAR BAFFLE KIT (RC5020)	209#	\$ 400
330-309A	SHREDDER W/FIXED BLADE & BAFFLES (RC5020) (SN 635287 & Above)		\$ 3,068
330-308A	SHREDDER W/FIXED BLADE (RC5020) (SN 635287 & Above)		\$ 2,376



WARNING!

Rotary Cutters used in non-agricultural areas must be equipped with front & rear guards. The possibility of thrown objects can be hazardous to persons or property.

Rotary Cutters

RETURN TO INDEX



RCP2660 - Hydraulic Parallel Arm

75-150 HP Minimum Tractor Weight: 8000 lbs.



Gearbox: 540 or 1000 rpm
Cutting Width: 58"
Hitch: Cat. 2 & 3
Clevis Type Lower Hitch
Deck Thickness: 10 Gauge
Minimum Cutting Height: 2"
Cutting Capacity: 2" Diameter
Stump Jumper: 3/16" x 21" Round, Dish Shaped

Blade Holder: 1" x 4"
Blades: 1/2" x 4"
Blade Bolt: Keyed w/Hardened Flat Washer & Lock Nut
Blade Tip Speed: 15,000 fpm
Blade Rotation: Clockwise
Horizontal Cutting Reach: 15'6" Maximum
Vertical Cutting Reach: 11'5" Maximum
Below Ground Level Reach: 9'1" Maximum
Operating Tilt Arc: 180 Degrees
2 Parallel Arm Cylinders with Hoses & Fittings
One Deck Cylinder with Hoses & Fittings
Hydraulic Outlets Needed: See specific model
One Hydraulic Breakaway with Reset
Transport Width: 10'1" Minimum
Driveline: Cat. 2
High Efficiency PTO Pump
Hydraulic Oil Capacity: 35 Gallons (Not included)
Hydraulic Oil Flow: 15 gpm
Overload Protection: Relief Valve
Case Drained Deck Motor
Oil Pressure Gauge
Return Line Filter
Tank Shut-Off Valve
Breather Cap/Dip Stick
2 Parking Stands
Auxiliary Weight Rack
Flow Control Valve

Now Available with
Self Contained
Hydraulic System

For 1000 RPM,
change prefix
to RCPM

MODEL NUMBER	DESCRIPTION	APPROX. MACHINE WEIGHT	SHIPPING WEIGHT	LIST PRICE
UTILIZING THE TRACTOR'S HYDRAULIC SYSTEM				
RCP2660-01	26 SERIES - 60" Width - 540 RPM HYDRAULIC DRIVEN PARALLEL ARM ROTARY CUTTER Front & Rear Chain Guards Solenoid and Flow Control Valve for Operating Cylinders Electrically (one set of outlets needed for this, and one set needed for Hydraulic Breakaway)	1690#	1690#	\$ 18,117
RCP2660-02	26 SERIES - 60" Width - 540 RPM HYDRAULIC DRIVEN PARALLEL ARM ROTARY CUTTER Front & Rear Chain Guards Hydraulic Hose Package for Hook-Up Direct to Tractor Hydraulics (3 sets of outlets needed for this, and one set needed for Hydraulic Breakaway)	1690#	1690#	\$ 15,899
RCP2660-03	26 SERIES - 60" Width - 540 RPM HYDRAULIC DRIVEN PARALLEL ARM ROTARY CUTTER Front & Rear Chain Guards, Float Valve Solenoid and Flow Control Valve for Operating Cylinders Electrically (one set of outlets needed for this, and one set needed for Hydraulic Breakaway)	1690#	1690#	\$ 18,235
SELF-CONTAINED HYDRAULIC SYSTEM				
RCP2660-05	26 SERIES - 60" Width - 540 RPM HYDRAULIC DRIVEN PARALLEL ARM ROTARY CUTTER Front & Rear Chain Guards Solenoid Operates Cylinders Electrically (One set of outlets needed for Hydraulic Breakaway)	1690#	1690#	\$ 19,559
RCP2660-06	26 SERIES - 60" Width - 540 RPM HYDRAULIC DRIVEN PARALLEL ARM ROTARY CUTTER Front & Rear Chain Guards, Float Valve Solenoid Operates Cylinders Electrically (One set of outlets needed for Hydraulic Breakaway)	1690#	1690#	\$ 19,782
ADD OPTION NO.	YOU MAY CHOOSE GAUGE WHEELS WITH OPTIONS 02, 03 & 06			
-10	Gauge Wheels 2 Front and 1 Rear 13" x 5" Semi-Solid Gauge Wheels This option allows the cutting deck to follow the contour of the ground			\$ 727
	YOU MUST ADD ONE WEIGHT BRACKET			
-70	For John Deere Weights (316-230A)			\$ 157
-71	For Case Weights (316-231A)			\$ 157
-72	For IH Weights (316-232A)			\$ 157
-73	For Case IH Weights (316-233A)			\$ 157
-74	For New Holland Weights (316-234A)			\$ 157
ACCESSORY				
316-063A	Debris Guard - for use with tractors without a cab			\$ 286

Gearbox HP rating is based on in field use and performance



Rotary Cutters

RETURN TO INDEX



RCP3060 - Hydraulic Parallel Arm

95-175 HP Minimum Tractor Weight: 12,000 lbs.



Gearbox: 540 or 1000 rpm
Cutting Width: 58"
Hitch: Cat. 2 & 3
Clevis Type Lower Hitch
Deck Thickness: 10 Gauge
Minimum Cutting Height: 2"
Cutting Capacity: 2" Diameter
Stump Jumper: 3/16" x 21" Round, Dish Shaped

Blade Holder: 1" x 4"
Blades: 1/2" x 4"
Blade Bolt: Keyed w/Hardened Flat Washer & Lock Nut
Blade Tip Speed: 15,000 fpm
Blade Rotation: Clockwise
Horizontal Cutting Reach: 18'10 1/2" Maximum
Vertical Cutting Reach: 13'5" Maximum
Below Ground Level Reach: 11' Maximum
Operating Tilt Arc: 180 Degrees
2 Parallel Arm Cylinders with Hoses & Fittings
One Deck Cylinder with Hoses & Fittings
Hydraulic Outlets Needed: See specific model
One Hydraulic Breakaway with Reset
Transport Width: 10'1" Minimum
Driveline: Cat. 2
High Efficiency PTO Pump
Hydraulic Oil Capacity: 35 Gallons (Not included)
Hydraulic Oil Flow: 15 gpm
Overload Protection: Relief Valve
Case Drained Deck Motor
Oil Pressure Gauge
Return Line Filter
Tank Shut-Off Valve
Breather Cap/Dip Stick
2 Parking Stands
Auxiliary Weight Rack
Flow Control Valve

Now Available with
Self Contained
Hydraulic System

For 1000 RPM,
change prefix
to RCPM

MODEL NUMBER	DESCRIPTION	APPROX. MACHINE WEIGHT	SHIPPING WEIGHT	LIST PRICE
UTILIZING TRACTOR HYDRAULIC SYSTEM				
RCP3060-01	30 SERIES - 60" Width - 540 RPM HYDRAULIC DRIVEN PARALLEL ARM ROTARY CUTTER Front & Rear Chain Guards Solenoid and Flow Control Valve for Operating Cylinders Electrically (one set of outlets needed for this, and one set needed for Hydraulic Breakaway)	2225#	2225#	\$ 19,280
RCP3060-02	30 SERIES - 60" Width - 540 RPM HYDRAULIC DRIVEN PARALLEL ARM ROTARY CUTTER Front & Rear Chain Guards Hydraulic Hose Package for Hook-Up Direct to Tractor Hydraulics (3 sets of outlets needed for this, and one set needed for Hydraulic Breakaway)	2225#	2225#	\$ 17,062
RCP3060-03	30 SERIES - 60" Width - 540 RPM HYDRAULIC DRIVEN PARALLEL ARM ROTARY CUTTER Front & Rear Chain Guards, Float Valve Solenoid and Flow Control Valve for Operating Cylinders Electrically Float Valve (one set of outlets needed for this, and one set needed for Hydraulic Breakaway)	2225#	2225#	\$ 19,398
SELF-CONTAINED HYDRAULIC SYSTEM				
RCP3060-05	30 SERIES - 60" Width - 540 RPM HYDRAULIC DRIVEN PARALLEL ARM ROTARY CUTTER Front & Rear Chain Guards Solenoid Operates Cylinders Electrically (one set of outlets needed for Hydraulic Breakaway)	2225#	2225#	\$ 20,722
RCP3060-06	30 SERIES - 60" Width - 540 RPM HYDRAULIC DRIVEN PARALLEL ARM ROTARY CUTTER Front & Rear Chain Guards, Float Valve Solenoid and Flow Control Valve for Operating Cylinders Electrically (one set of outlets needed for Hydraulic Breakaway)	2225#	2225#	\$ 20,945
ADD OPTION NO.	YOU MAY CHOOSE GAUGE WHEELS WITH OPTIONS 02, 03 & 06			
-10	Gauge Wheels 2 Front and 1 Rear 13" x 5" Semi-Solid Gauge Wheels This option allows the cutting deck to follow the contour of the ground			\$ 727
	YOU MUST ADD ONE WEIGHT BRACKET			
-70	For John Deere Weights (316-230A)			\$ 157
-71	For Case Weights (316-231A)			\$ 157
-72	For IH Weights (316-232A)			\$ 157
-73	For Case IH Weights (316-233A)			\$ 157
-74	For New Holland Weights (316-234A)			\$ 157
ACCESSORY				
316-063A	Debris Guard - for use with tractors without a cab			\$ 286

Gearbox HP rating is based on in field use and performance



Rotary Tillers

RTR05 Series Reverse-Till

Up to 25 HP Subcompact Tractors

RETURN TO INDEX



Made in USA
 Hitch: Cat. 0 & 1
 Flat Bar A-Frame
 Gearbox: 540 rpm
 Bevel Gears
 Aluminum Alloy Housing
 Roller Bearings
 Drain Plug
 ASAE 1³/₈" - 6 Spline Shaft
 Rotor Diameter: 13"
 Rotor Speed: 230 RPM
 Box Frame
 Off-Center Shear-Pin or Slip-Clutch Driveline
 Alloy Steel Heat Treated Blades
 Four "C" Tines per Flange
 Adjustable Skid Shoes
 Adjustable Storage Stand
 Adjustable Rear Deflector
 #80 High Tensile Roller Chain - Fully Enclosed in
 Oil Bath with Drain Plug
 Machined Cast Iron Bearing Mounts
 Fits Land Pride Quick-Hitch

MODEL NUMBER	DESCRIPTION	APPROX. MACHINE WEIGHT	SHIPPING WEIGHT	LIST PRICE
RTR0542-31	05 SERIES ROTARY TILLER - 42" Width - Shearpin Driveline	268#	328#	\$ 2,099
RTR0550-31	05 SERIES ROTARY TILLER - 50" Width - Shearpin Driveline	288#	348#	\$ 2,214
RTR0542-32	05 SERIES ROTARY TILLER - 42" Width - Slip-Clutch Driveline	268#	328#	\$ 2,271
RTR0550-32	05 SERIES ROTARY TILLER - 50" Width - Slip-Clutch Driveline	298#	358#	\$ 2,386

ADDITIONAL SAVINGS
____ TILLER 5-PAK STOCKING PROGRAM ____

When any combination of Five of 05, 10, 15 or 20 Series Tillers are ordered at one time - DEDUCT \$83 on each Tiller
 Add option No. -99 to Model Number & Deduct \$ (83)

ADD OPTION NO.	COLOR OPTIONS
-81	Green - 5 Pak only
-82	Orange - 5 Pak and Single units available
-83	Red - 5 Pak only

Rotary Tillers

[RETURN TO INDEX](#)


RTR12 Series Reverse -Till RTA12 Series Forward-Till

42" & 50": 15-35 HP
58" & 60": 20-40 HP
74": 25-50 HP



Made in USA
Forward or Reverse Rotation Rotor
Hitch: Cat. 1
Plate Steel A-Frame
Front Rubber Deflector to Keep Material In
Adjustable Lower Hitch Clevises with Plated Pins

Gearbox: 540 rpm
Bevel Gears
Cast Iron Housing
Tapered Roller Bearings
Drain Plug
ASAE 13/8" - 6 Spline Shaft
Rotor Diameter: 15"
Rotor Speed: 211 RPM
Box Frame
Slip-Clutch Driveline
Alloy Steel Heat Treated Blades
Four "C" Blades per Flange
Offset Capabilities
Adjustable Skid Shoes
Adjustable Storage Stand
Adjustable Rear Deflector
#80 High Tensile Roller Chain - Fully Enclosed in Oil Bath with Drain Plug
Machined Cast Iron Bearing Mounts
Fits Land Pride Quick-Hitch
(Cannot Offset with Quick-Hitch)

MODEL NUMBER	DESCRIPTION	APPROX. MACHINE WEIGHT	SHIPPING WEIGHT	LIST PRICE
RTR1242-32	12 SERIES REVERSE-TILL ROTARY TILLER - 42" Width - Slip-Clutch Driveline	405#	454#	\$ 2,161
RTR1250-32	12 SERIES REVERSE-TILL ROTARY TILLER - 50" Width - Slip-Clutch Driveline	434#	486#	\$ 2,275
RTR1258-32	12 SERIES REVERSE-TILL ROTARY TILLER - 58" Width - Slip-Clutch Driveline	478#	530#	\$ 2,386
RTR1266-32	12 SERIES REVERSE-TILL ROTARY TILLER - 66" Width - Slip-Clutch Driveline	497#	563#	\$ 2,747
RTR1274-32	12 SERIES REVERSE-TILL ROTARY TILLER - 74" Width - Slip-Clutch Driveline	529#	595#	\$ 2,857
RTA1242-32	12 SERIES ROTARY TILLER - 42" Width - Slip-Clutch Driveline	362#	428#	\$ 1,907
RTA1250-32	12 SERIES ROTARY TILLER - 50" Width - Slip-Clutch Driveline	389#	455#	\$ 2,021
RTA1258-32	12 SERIES ROTARY TILLER - 58" Width - Slip-Clutch Driveline	419#	485#	\$ 2,200
RTA1266-32	12 SERIES ROTARY TILLER - 66" Width - Slip-Clutch Driveline	448#	514#	\$ 2,690
RTA1274-32	12 SERIES ROTARY TILLER - 74" Width - Slip-Clutch Driveline	480#	546#	\$ 2,796

ADDITIONAL SAVINGS TILLER 5-PAK STOCKING PROGRAM

When any combination of Five of 05, 12, 15 or 20 Series Tillers are ordered at one time - DEDUCT \$83 on each Tiller
Add option No. -99 to Model Number & Deduct

\$ (83)

ADD

OPTION NO.	COLOR OPTIONS
-81	Green - 5 Pak only
-82	Orange - 5 Pak and Single units available
-83	Red - 5 Pak only

Rotary Tillers

RETURN TO INDEX



RTA15 Series Forward -Till

58: 17-35 HP
66: 20-40 HP
74: 25-50 HP



Made in USA
Hitch: Cat. 1
Formed Plate A-Frame
Adjustable Lower Hitch Clevises with Plated Pins
Gearbox: 540 rpm
Bevel Gears
Cast Iron Housing
Drain Plug
Rotor Diameter: 15"
Rotor Speed: 211 RPM
Box Frame
Off-Center Shear-Pin or Slip-Clutch Driveline
Alloy Steel Heat Treated Blades
Four "C" Blades per Flange
Side Shift
Adjustable Skid Shoes
Adjustable Storage Stand
Adjustable Profile Stamped Rear Deflector
#80 High Tensile Roller Chain - Fully Enclosed in Oil Bath with Drain Plug
Machined Cast Iron Bearing Mounts
Fits Land Pride Quick-Hitch

SIDESHIFT DIMENSIONS

Position Behind Tractor (first figure left of center, second figure right of center)

MODEL	STANDARD	MAX. RIGHT	MAX. LEFT
RTA1558	29-29	12-46*	35-23*
RTA1566		12-54	39-27
RTA1574		12-62	49-31

*PTO Slightly Angled

**PTO Slightly Angled & Lower Hitch Clevises Narrowed

MODEL NUMBER	DESCRIPTION	APPROX. MACHINE WEIGHT	SHIPPING WEIGHT	LIST PRICE
RTA1558-31	15 SERIES ROTARY TILLER - 58" Width - Shearpin Driveline	444#	515#	\$ 2,827
RTA1566-31	15 SERIES ROTARY TILLER - 66" Width - Shearpin Driveline	459#	530#	\$ 3,000
RTA1574-31	15 SERIES ROTARY TILLER - 74" Width - Shearpin Driveline	471#	542#	\$ 3,109
RTA1558-32	15 SERIES ROTARY TILLER - 58" Width - Slip-Clutch Driveline	458#	529#	\$ 2,998
RTA1566-32	15 SERIES ROTARY TILLER - 66" Width - Slip-Clutch Driveline	473#	544#	\$ 3,171
RTA1574-32	15 SERIES ROTARY TILLER - 74" Width - Slip-Clutch Driveline	485#	556#	\$ 3,280

ADDITIONAL SAVINGS TILLER 5-PAK STOCKING PROGRAM

When any combination of Five of 05, 12, 15 or 20 Series Tillers are ordered at one time - DEDUCT \$83 on each Tiller
Add option No. -99 to Model Number & Deduct

\$ (83)

ADD

OPTION NO. COLOR OPTIONS


-81	Green - 5 Pak only
-82	Orange - 5 Pak and Single units available
-83	Red - 5 Pak only

Rotary Tillers

[RETURN TO INDEX](#)


RTR15 Series Reverse-Till

50 & 58: 17-35 HP
66: 20-40 HP
74: 25-50 HP



Made in USA
Reverse Rotation Rotor
Hitch: Cat. 1
Plate Steel A-Frame
Front Rubber Deflector to Keep Material In

Adjustable Lower Hitch Clevises with Plated Pins
Gearbox: 540 rpm
Bevel Gears
Cast Iron Housing
Drain Plug
Rotor Diameter: 15"
Rotor Speed: 211 RPM
Box Frame
Off-Center Shear-Pin or Slip-Clutch Driveline
Alloy Steel Heat Treated Blades
Four "C" Blades per Flange
Side Shift
Adjustable Skid Shoes
Adjustable Storage Stand
Adjustable Rear Deflector
#80 High Tensile Roller Chain - Fully Enclosed in Oil Bath with Drain Plug
Machined Cast Iron Bearing Mounts
Fits Land Pride Quick-Hitch

SIDESHIFT DIMENSIONS

Position Behind Tractor (first figure left of center, second figure right of center)

MODEL	STANDARD	MAX. RIGHT	MAX. LEFT
RTR1550	25-25	12-38	31-19*
RTR1558	29-29	12-46*	35-23*
RTR1566		12-54	39-27
RTR1574		12-62	49-31

*PTO Slightly Angled

**PTO Slightly Angled & Lower Hitch Clevises Narrowed

MODEL NUMBER	DESCRIPTION	APPROX. MACHINE WEIGHT	SHIPPING WEIGHT	LIST PRICE
RTR1550-31	15 SERIES REVERSE-TILL ROTARY TILLER - 50" Width - Shearpin Driveline	471#	542#	\$ 2,884
RTR1558-31	15 SERIES REVERSE-TILL ROTARY TILLER - 58" Width - Shearpin Driveline	486#	557#	\$ 3,001
RTR1566-31	15 SERIES REVERSE-TILL ROTARY TILLER - 66" Width - Shearpin Driveline	501#	572#	\$ 3,054
RTR1574-31	15 SERIES REVERSE-TILL ROTARY TILLER - 74" Width - Shearpin Driveline	513#	584#	\$ 3,164
RTR1550-32	15 SERIES REVERSE-TILL ROTARY TILLER - 50" Width - Slip-Clutch Driveline	485#	556#	\$ 3,055
RTR1558-32	15 SERIES REVERSE-TILL ROTARY TILLER - 58" Width - Slip-Clutch Driveline	503#	574#	\$ 3,172
RTR1566-32	15 SERIES REVERSE-TILL ROTARY TILLER - 66" Width - Slip-Clutch Driveline	515#	586#	\$ 3,225
RTR1574-32	15 SERIES REVERSE-TILL ROTARY TILLER - 74" Width - Slip-Clutch Driveline	527#	598#	\$ 3,335

ADDITIONAL SAVINGS TILLER 5-PAK STOCKING PROGRAM

When any combination of Five of 05, 12, 15 or 20 Series Tillers are ordered at one time - DEDUCT \$83 on each Tiller
Add option No. -99 to Model Number & Deduct

\$ (83)

ADD

OPTION NO. COLOR OPTIONS

- 81 Green - 5 Pak only
- 82 Orange - 5 Pak and Single units available
- 83 Red - 5 Pak only

Rotary Tillers

RETURN TO INDEX



RTR20 Series Reverse-Till RTA20 Series Forward-Till

23-50 HP



Made in USA
Hitch: Cat. 1
Formed Plate A-Frame
Adjustable Lower Hitch Clevises with Plated Pins
Gearbox: 540 rpm
Bevel Gears
Cast Iron Housing
Drain Plug
Rotor Diameter: 17"
Box Frame
Off-Center Shear-Pin or Slip-Clutch Driveline
Alloy Steel Heat Treated Blades
"C" Shaped Blades
18" Sideshift
Offset: 64: 14"; 72: 18"
Adjustable Skid Shoes
Storage Stand
Adjustable Rear Deflector
#80 High Tensile Roller Chain - Fully Enclosed in Oil Bath with Drain Plug
Machined Cast Iron Bearing Mounts
**Fits Land Pride Quick-Hitch (Limited Sideshift w/QH)
** May require longer driveline. Part No. 826-147C Available through our Parts Dept.

<u>MODEL NUMBER</u>	<u>DESCRIPTION</u>	<u>APPROX. MACHINE WEIGHT</u>	<u>SHIPPING WEIGHT</u>	<u>LIST PRICE</u>
<u>FORWARD ROTATION</u>				
RTA2064-0631	20 SERIES ROTARY TILLER - 64" Width 6 Blades per Flange - Shearpin Driveline	689#	785#	\$ 3,969
RTA2072-0631	20 SERIES ROTARY TILLER - 72" Width 6 Blades per Flange - Shearpin Driveline	734#	832#	\$ 4,116
<u>REVERSE ROTATION</u>				
RTR2064-0631	20 SERIES ROTARY REVERSE-TILL TILLER - 64" Width 6 Blades per Flange - Shearpin Driveline	748#	844#	\$ 4,408
RTR2072-0631	20 SERIES REVERSE-TILL ROTARY TILLER - 72" Width 6 Blades per Flange - Shearpin Driveline	795#	893#	\$ 4,552
	For slip-clutch driveline on RTA20 or RTR20 DELETE -31 from Model Number and ADD -32			\$ 208

ADDITIONAL SAVINGS ____ TILLER 5-PAK STOCKING PROGRAM ____

When any combination of Five of 05, 12, 15 or 20 Series Tillers are ordered at one time - DEDUCT \$83 on each Tiller
Add option No. -99 to Model Number & Deduct \$ (83)

ADD

OPTION NO.

COLOR OPTIONS

-81 Green - 5 Pak only
-82 Orange - 5 Pak and Single units available
-83 Red - 5 Pak only

Rotary Tillers

RETURN TO INDEX



RTA25 Series Forward-Till

25-55 HP



Made in USA
 Hitch: Cat. 1
 Adjustable Hitch Clevises with Plated Pins
 Formed Plate A-Frame
 Gearbox: 540 rpm
 Bevel Gears
 Cast Iron Housing
 Drain Plug
 Rotor Diameter: 17"
 Rotor Speed: 220 rpm
 Slip-Clutch Driveline
 High Carbon Heat Treated "C" Shaped Blades
 Offset Capabilities
 Adjustable Skid Shoes
 Storage Stand
 Rear Deflector: Spring Loaded, Adjustable,
 #100 High Tensile Roller Chain
 Fully Enclosed in Oil Bath with Drain Plug,
 Fill Plug & Skid Protection
 **Fits Land Pride Quick-Hitch
 (Cannot Offset with Quick-Hitch)
 ** May require longer driveline. Part No. 826-147C Available
 through our Parts Dept.

<u>MODEL NUMBER</u>	<u>DESCRIPTION</u>	<u>APPROX. MACHINE WEIGHT</u>	<u>SHIPPING WEIGHT</u>	<u>LIST PRICE</u>
RTA2562-06	25 SERIES ROTARY TILLERS - 62" Width 6 Blades per Flange, Slip-Clutch Driveline	649#	711#	\$ 4,517
RTA2570-06	25 SERIES ROTARY TILLERS - 70" Width 6 Blades per Flange, Slip-Clutch Driveline	663#	725#	\$ 4,663
311-162A	Rear Deflector Down Spring Pressure Kit (Available Through Parts Dept. Only)			\$ 26
<u>ADD OPTION NO.</u>	<u>COLOR OPTION</u>			
-82	Orange			

Rotary Tillers

[RETURN TO INDEX](#)


RTR25 Series Reverse-Till

25-55 HP



Made in USA
 Hitch: Cat. 1
 Adjustable Lower Hitch Clevises
 Formed Plate A-Frame
 Offset Capabilities
 Gearbox: 540 rpm
 Bevel Gears
 Cast Iron Housing
 Drain Plug
 Rotor Diameter: 17"
 Rotor Speed: 220 RPM
 Box Frame
 Extra Stone Clearance
 Slip-Clutch Driveline
 High Carbon Heat Treated Blades
 Six "C" Blades per Flange
 Adjustable Skid Shoes
 Storage Stand
 Front Protector Plate with Reinforced Rubber Insert
 Rear Deflector: Spring Loaded
 Extended Side Plates
 Extended Torque Tube
 #100 Roller Chain -
 Fully Enclosed in Oil Bath with Drain Plug,
 Fill Plug & Skid Protection
 Coil Spring 'Sifting' Tines
 **Fits Land Pride Quick-Hitch
 (Cannot Offset with Quick-Hitch)
 ** May require longer driveline. Part No. 826-147C
 Available through our Parts Dept.

<u>MODEL NUMBER</u>	<u>DESCRIPTION</u>	<u>APPROX. MACHINE WEIGHT</u>	<u>SHIPPING WEIGHT</u>	<u>LIST PRICE</u>
RTR2570	25 SERIES REVERSE-TILL ROTARY TILLER 70" Width - 6 Blades, Slip Clutch	868#	947#	\$ 5,562
311-162A	Rear Deflector Down Spring Pressure Kit (Available through Parts Dept. Only)			\$ 26
<u>ADD OPTION NO.</u>	<u>COLOR OPTION</u>			
-82	Orange			

Rotary Tillers

[RETURN TO INDEX](#)

RTA35 Series Forward-Till 35-75 HP



Made in USA
Hitch: Cat. 1 & 2
Adjustable Lower Hitch Clevises
Formed Plate A-Frame
Gearbox: 540 rpm
 Bevel Gears
 Cast Iron Housing
 Drain Plug
Rotor Diameter: 19"
Rotor Speed: 204 RPM
Box Frame
Heavy Duty Slip-Clutch Driveline
High Carbon Heat Treated Blades
Six "C" Blades per Flange
Offset Capabilities
Adjustable Skid Shoes
Storage Stand
Rear Deflector: Spring Loaded, Adjustable,
 #100 High Tensile Roller Chain - Fully Enclosed in
 Oil Bath with Drain Plug & Fill Plug
**Fits Land Pride Quick-Hitch
 (Cannot Offset with Quick-Hitch)
** May require longer driveline. Part No. 826-080C Available
 through our Parts Dept.


<u>MODEL NUMBER</u>	<u>DESCRIPTION</u>	<u>APPROX. MACHINE WEIGHT</u>	<u>SHIPPING WEIGHT</u>	<u>LIST PRICE</u>
RTA3576	35 SERIES ROTARY TILLER - 76" Width	856#	920#	\$ 5,624
311-162A	Rear Deflector Down Spring Pressure Kit (Available Through Parts Dept. Only)			\$ 26
<u>ADD OPTION NO.</u>	<u>COLOR OPTION</u>			
-82	Orange			



All Purpose Seeders

APS15 Series

CAT. 1 - 4', 5', 6'
CAT 1 & 2 - 7'



Formed Plate A-Frame
Heavy Duty Lid with Seed Splash Guard
Ground Drive Metering
Seed Shut-off Pin
One BU/FT Water Tight Seed Box with Agitator
Seed Cups: Fluted for Accurate Metering
48": 7, 60": 8, 72": 10, 86": 12
Wide Range of Calibration Settings per Acre & per
1000 Square Feet
Wind Guarded Seed Drop
#40 Chain - Spring Loaded, Easy Access
2 Front Rollers: 8" Diameter
Roller Spikes: 1 1/2" x 1 1/2"
Front Roller Angling: up to 20 degrees
Rear Roller, Straight: 8" Diameter with spikes, or
Cast Notched Packer Rings

Lift Hooks
Optional Rear Roller Mudscrapers & Small Seeds Box
Fits Land Pride Quick-Hitch

MODEL NUMBER	DESCRIPTION	APPROX. MACHINE WEIGHT	SHIPPING WEIGHT	LIST PRICE
APS1548-01	15 SERIES ALL PURPOSE SEEDER - 48" Width	547#	872#	\$ 3,849
	<u>YOU MUST CHOOSE A REAR SEED PACKING OPTION</u>			
-11	Spike Roller	153#	153#	\$ 900
-12	Cast Iron Notched Roller	305#	305#	\$ 950
	<u>YOU MAY CHOOSE A FRONT & REAR ROLLER MUD SCRAPER</u>			
-21	Mud Scraper for Front and Rear Spiked Roller	65#	65#	\$ 347
-22	Mud Scraper for Front Spiked Roller and Rear Notched Roller (Scrapers for SN 567003 and above)	48#	48#	\$ 347
	<u>YOU MAY CHOOSE A SMALL SEEDS BOX</u>			
-91	Small Seeds Box (.95 bushel capacity) (P/N 313-465A)	78#	93#	\$ 1,664
APS1560-01	15 SERIES ALL PURPOSE SEEDER - 60" Width	702#	1,042#	\$ 4,558
	<u>YOU MUST CHOOSE A REAR SEED PACKING OPTION</u>			
-11	Spike Roller	182#	182#	\$ 1,003
-12	Cast Iron Notched Roller	363#	363#	\$ 1,058
	<u>YOU MAY CHOOSE A FRONT & REAR ROLLER MUD SCRAPER</u>			
-21	Mud Scraper for Front and Rear Spiked Roller	76#	76#	\$ 361
-22	Mud Scraper for Front Spiked Roller and Rear Notched Roller	57#	57#	\$ 361
	<u>YOU MAY CHOOSE A SMALL SEEDS BOX</u>			
-91	Small Seeds Box (1.08 bushel capacity) (P/N 313-466A)	81#	96#	\$ 1,737
APS1572-01	15 SERIES ALL PURPOSE SEEDER - 72" Width	836#	1,304#	\$ 5,267
	<u>YOU MUST CHOOSE A REAR SEED PACKING OPTION</u>			
-11	Spike Roller	210#	210#	\$ 1,106
-12	Cast Iron Notched Roller	421#	421#	\$ 1,168
	<u>YOU MAY CHOOSE A FRONT & REAR ROLLER MUD SCRAPER</u>			
-21	Mud Scraper for Front and Rear Spiked Roller	87#	87#	\$ 373
-22	Mud Scraper for Front Spiked Roller and Rear Notched Roller (Scrapers for SN 547969 and above)	65#	65#	\$ 373
	<u>YOU MAY CHOOSE A SMALL SEEDS BOX</u>			
-91	Small Seeds Box (1.31 bushel capacity) (P/N 313-467A)	84#	99#	\$ 1,810
APS1586-01	15 SERIES ALL PURPOSE SEEDER - 86" Width	1,070#	1,455#	\$ 6,128
	<u>YOU MUST CHOOSE A REAR SEED PACKING OPTION</u>			
-11	Spike Roller	250#	250#	\$ 1,208
-12	Cast Iron Notched Roller	490#	490#	\$ 1,274
	<u>YOU MAY CHOOSE A FRONT & REAR ROLLER MUD SCRAPER</u>			
-21	Mud Scraper for Front and Rear Spiked Roller	91#	91#	\$ 386
-22	Mud Scraper for Front Spiked Roller and Rear Notched Roller	101#	101#	\$ 386
	<u>YOU MAY CHOOSE A SMALL SEEDS BOX</u>			
-91	Small Seeds Box (1.54 bushel capacity) (P/N 313-468A)	88#	103#	\$ 1,904
ADD OPTION NO.	<u>COLOR OPTION</u>			
-82	Orange			

Small Seeds Box is a Dealer Installed Option - Approx. 2 Hours

Fertilizer Spreaders

[RETURN TO INDEX](#)

FSP Series

Cat. 1



Hitch: Category 1 (Not QH Adaptable)
 540 rpm
 Spin-Type Broadcast
 Three Hopper Sizes
 Hopper: One Piece, Seamless Polyethylene
 Heavy-Duty Tubular Frame
 Shielded Driveline
 Plated Vanes
 Loading Height:
 FSP500: 3'
 FSP700: 3'4"
 FSP1000: 3'9"
 Spreading Width: Up to Approx. 54 Ft.
 Spreading Capacity: 44-890 lbs/Acre
 Gearbox: 1:1 Ratio, 1³/₈" Shaft
 Three Pattern Settings
 Plastic Agitator Wheel, Steel Arm
 Stainless Steel Orifice Doors
 Plated Adjustment Levers

<u>NUMBER</u>	<u>DESCRIPTION</u>	<u>APPROX. MACHINE WEIGHT</u>	<u>SHIPPING WEIGHT</u>	<u>LIST PRICE</u>
Price for 1 Spreader				
FSP500-81	FERTILIZER SPREADER 350 lb / 5.85 cu. ft. capacity	119#	119#	\$ 742
FSP700-81	FERTILIZER SPREADER 563 lb / 9.38 cu. ft. capacity	128#	128#	\$ 777
FSP1000-81	FERTILIZER SPREADER 673 lb / 11.22 cu. ft. capacity	139#	139#	\$ 816
Price for 2 to 5 Spreaders - Any Combination				
FSP500-82	FERTILIZER SPREADER 350 lb / 5.85 cu. ft. capacity	119#	119#	\$ 712
FSP700-82	FERTILIZER SPREADER 563 lb / 9.38 cu. ft. capacity	128#	128#	\$ 747
FSP1000-82	FERTILIZER SPREADER 673 lb / 11.22 cu. ft. capacity	139#	139#	\$ 786
Price for 6 or More Spreaders - Any combination				
FSP500	FERTILIZER SPREADER 350 lb / 5.85 cu. ft. capacity	119#	119#	\$ 681
FSP700	FERTILIZER SPREADER 563 lb / 9.38 cu. ft. capacity	128#	128#	\$ 716
FSP1000	FERTILIZER SPREADER 673 lb / 11.22 cu. ft. capacity	139#	139#	\$ 755
<u>Available through the Parts Dept.</u>				
Hopper Cover				
891-145C	FSP500 Cover			68
891-146C	FSP700 & FSP1000 Hopper Cover			85

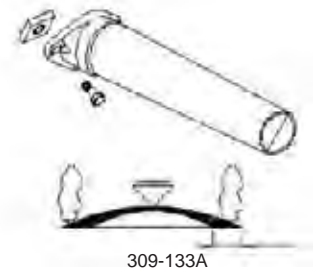
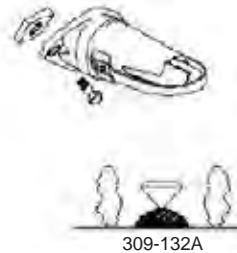
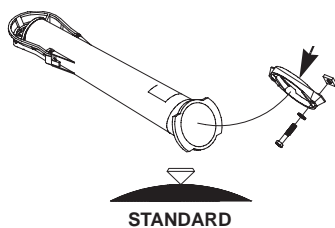
Pendulum Spreaders

PFS Series



Hitch: PFS4000: Cat. 1
 PFS5060: Cat. 1 & 2
 PFS8010: Cat. 2
 Delivery: Pendulum Type
 Manual Opening System
 540 rpm
 Six Hopper Configurations
 Hopper: One Piece, Seamless Fiberglass
 (PFS4000 is cone shape polyethylene)
 Heavy-Duty Tubular Frame
 Shielded Driveline
 Spreading Width w/Standard Plastic Spout: 20' to 46'
 Spreading Capacity: 44-890 lbs/Acre
 Gearbox: 1³/₈" Shaft
 Plated Adjustment Levers

<u>NUMBER</u>	<u>DESCRIPTION</u>	<u>APPROX. MACHINE WEIGHT</u>	<u>SHIPPING WEIGHT</u>	<u>LIST PRICE</u>
PFS4000	PENDULUM SPREADER 925 lb capacity	221#	246#	\$ 2,194
PFS5060	PENDULUM SPREADER 1150 lb capacity	287#	312#	\$ 2,963
ADD				
<u>OPTION NO.</u>	(PFS5060 only)			
-01	Top Extension - increases PFS5060 capacity to 1,393 lbs. (309-127A)	25#	25#	\$ 499
-10	Hydraulic Opening System (309-126A)	15#	15#	\$ 417
-20	Agitator (309-134A)	10#	10#	\$ 134
PFS8010	PENDULUM SPREADER 2040 lb capacity	375#	400#	\$ 3,730
ADD				
<u>OPTION NO.</u>	(PFS8010 only)			
-01	Top Extension - increases PFS8010 capacity to 2,522 lbs. (309-128A)	30#	30#	\$ 541
-02	Top Extension - increases PFS8010 capacity to 2,998 lbs. (309-129A)	40#	40#	\$ 581
-10	Hydraulic Opening System (309-130A)	15#	15#	\$ 437
-20	Agitator (309-134A)	10#	10#	\$ 134
<u>Additional Spouts Available through the Parts Department (for all models)</u>				
309-131A	Stainless Steel Short Spout for Narrow Spreading; 2'4" to 14'8"			\$ 806
309-132A	Stainless Steel Spout for Vineyards; 6'6" to 13'1"			\$ 733
309-133A	Stainless Steel Spout for Vineyards/Orchards; 6'6" to 32'9"			\$ 671
309-136A	Small Seeds Plate Limiter (closes off parts of seed openings to control the flow of small seeds)			\$ 101



Pull-Type Spreaders

PTS Series

Pull-Type



Hitch: Pull-Type, 2" Ball Hitch
 Ground Driven
 Spin-Type Broadcast
 Two Hopper Sizes
 Hopper: One Piece, Seamless Polyethylene
 Heavy-Duty Tubular Frame
 Plated Vanes and Spinner
 Plated Adjustment Levers
 Loading Height: 54" Average
 Max. Spreading Width: 39-46 Ft. (Based on 8 mph)
 Spreading Capacity: 44-890 lbs
 Three Pattern Settings
 Overall Width: 41"
 Wheel Size: 16x6.5-8
 Acres Covered Per Hour: 7-15
 (depending on slide opening)

<u>NUMBER</u>	<u>DESCRIPTION</u>	<u>APPROX. MACHINE WEIGHT</u>	<u>SHIPPING WEIGHT</u>	<u>LIST PRICE</u>
PTS500	FERTILIZER SPREADER 350 lb / 5.85 cu. ft. capacity	154#	174#	\$ 1,152
PTS700	FERTILIZER SPREADER 563 lb / 9.38 cu. ft. capacity	161#	181#	\$ 1,207
<u>Available through the Parts Dept.</u>				
891-145C	PTS500 Hopper Cover			\$ 68
891-146C	PTS700 Hopper Cover			\$ 85

Overseeders

OS15 Series - 48" Width

25-60 HP



Made in USA
Hitch: Cat. 1
Formed Plate A-Frame
Knives: High Carbon, Heat Treated, 5 per Flange
 Standard: $\frac{3}{16}$ "
 Curved: $\frac{5}{32}$ "
Knife Tip Speed: 2000 fpm
Rotor Diameter: 18"
Rotor Speed: 400 rpm
Tires: Two 8.5" x 18" with Tubes on Wheel Drive
One BU/FT Water Tight Seed Box with Agitator
Wide Range of Calibration Settings per Acre and per
1000 Square Feet
Seed Cups: 7, Powder Metal Flutes for Accurate Metering
Lift Hooks
Heavy Duty Slip-Clutch Driveline
Profile Stamped Chain Box, Drain Plug, Vent Plug
#80 Roller Chain: Adjustable, Fully Enclosed in Oil Bath
Seed Rollers: 22 Cast Notched Rollers with Profile Stamped
Scraper
Wind Guarded Splash Plate
Fits Land Pride Quick-Hitch

<u>MODEL NUMBER</u>	<u>DESCRIPTION</u>	<u>APPROX. MACHINE WEIGHT</u>	<u>SHIPPING WEIGHT</u>	<u>LIST PRICE</u>
OS1548-043551	15 SERIES OVERSEEDER - 48" Width, 2" Spacing Curved Blades, Cast Rollers, Gauge Wheel Seed Box Drive	1290#	1460#	\$ 9,571
OS1548-043553	15 SERIES OVERSEEDER - 48" Width, 2" Spacing Curved Blades, Cast Rollers, Roller Seed Box Drive	1250#	1420#	\$ 9,183
OS1548-023553	15 SERIES OVERSEEDER - 48" Width, 3" Spacing Standard Blades, Cast Rollers, Roller Seed Box Drive	1220#	1390#	\$ 8,861
ADD OPTION NO.	EXTRA SEED BOX For Simultaneous Seeding (Dealer Installed) (.95 Bushel capacity)			
-91	Extra Seed Box with Gauge Wheel Drive (308-361A)		35#	\$ 1,689
-92	Extra Seed Box with Rear Roller Drive (308-362A)		35#	\$ 1,765
	SPRING TINE HARROW Attaches behind the seed drop to help move the seed to the soil			
-21	Spring Tine Harrow (308-316A) (Will not work in conjunction with slit-seeder)		40#	\$ 575
	SLIT SEEDING ATTACHMENT For seeding directly into slits			
308-160A	2" Slit-Seeding Attachment		38#	\$ 853
308-163A	3" Slit-Seeding Attachment		36#	\$ 853
	FRONT ROLLER (Recommended with Roller Seed Box Drive) Full width, Anti-scalping, Depth control, Floating top link			
308-258A	Front Roller - 48"		173#	\$ 879
ADD OPTION NO.	COLOR OPTION			
-82	Orange			

Overseeders

OS15 Series - 72" Width
30-60 HP

RETURN TO INDEX



Made in USA
Hitch: Cat. 1
Formed Plate A-Frame
Knives: High Carbon, Heat Treated, 5 per Flange
Standard: $\frac{3}{16}$ "
Curved: $\frac{5}{32}$ "
Knife Tip Speed: 2000 fpm
Rotor Diameter: 18"
Rotor Speed: 400 rpm
Tires: Two 8.5" x 18" with Tubes on Wheel Drive
One BU/FT Water Tight Seed Box with Agitator
Wide Range of Calibration Settings per Acre and per 1000 Square Feet
Seed Cups: 10, Powder Metal Flutes for Accurate Metering
Lift Hooks
Heavy Duty Slip-Clutch Driveline
Profile Stamped Chain Box, Drain Plug, Vent Plug
#100 Roller Chain: Adjustable, Fully Enclosed in Oil Bath
Seed Rollers: 31 Cast Notched Rollers with Profile Stamped Scraper
Wind Guarded Splash Plate
Fits Land Pride Quick-Hitch

MODEL NUMBER	DESCRIPTION	APPROX. MACHINE WEIGHT	SHIPPING WEIGHT	LIST PRICE
OS1572-043551	15 SERIES OVERSEEDER - 72" Width, 2" Spacing Curved Blades, Cast Rollers, Gauge Wheel Seed Box Drive	1645#	1815#	\$ 12,465
OS1572-043553	15 SERIES OVERSEEDER - 72" Width, 2" Spacing Curved Blades, Cast Rollers, Roller Seed Box Drive	1605#	1775#	\$ 12,077
OS1572-023553	15 SERIES OVERSEEDER - 72" Width, 3" Spacing Standard Blades, Cast Rollers, Roller Seed Box Drive	1565#	1735#	\$ 11,653
ADD OPTION NO.	EXTRA SEED BOX For simultaneous seeding (Dealer Installed) Approx. One Bushel Capacity (1.36 Bushel)			
-91	Extra Seed Box with Gauge Wheel Drive (308-363A)		45#	\$ 1,832
-92	Extra Seed Box with Rear Roller Drive (308-364A)		45#	\$ 1,917
	<u>SPRING TINE HARROW</u> Attaches behind the seed drop to help move the seed to the soil			
-21	Spring Tine Harrow (308-317A) (Will not work in conjunction with slit-seeder)		55#	\$ 431
	<u>SLIT SEEDING ATTACHMENT For seeding directly into slits</u>			
308-152A	2" Slit-Seeding Attachment		56#	\$ 1,039
308-155A	3" Slit-Seeding Attachment		55#	\$ 1,039
	<u>FRONT ROLLER (Recommended with Roller Seed Box Drive) Full Width, Anti-Scalping, Depth Control, Floating Top Link</u>			
308-259A	Front Roller - 72"		205#	\$ 1,019
ADD OPTION NO.	<u>COLOR OPTION</u>			
-82	Orange			

Food Plot Seeder

FPS48 Series

Pull-Type



Hitch Type: Pull type with combination 2" ball hitch
and clevis hitch
Disc Cutting Width: 40"- 50"
Minimum ATV Size: 350 cc
Minimum Tractor / Vehicle Size: 17 hp
Height: 52"
Length: 104"
Width: 54"

Weight Load on Each Disc: 46 lbs
Number of Disc Blades: 8
Disc Blade Size & Type: 16" Notched
Blade Spacing: 7 1/2"
Transport / Gauging Tires: 13" Diameter 4 Ply Tubeless
Bearing Hanger: 3/8" Plate
Bearing Type, 2 per Gang: Self Aligning, Sealed Bearing
Gang Tube: 3" x 2"
Gang Axle: 1" Square High Carbon Steel
Disc Angle: Front Gang: 0, 7, 14 & 21 Degrees
Rear Gang: 0, 7, 14 & 21 Degrees
Frame Construction: 2" x 2" Square Tubular Design
Lifting Device: Electric Actuator, 12 Volt or Ratchet Jack
Rear Axle Pivot Type: Greasable
Rear Roller Bearing: Greasable
Packer Roller Width: 40 - 7/16"
Spreading Device: Spin Spreader, 12V,
Electrically operated
Spreader Hopper Loading Height: 42" off Ground
Spreader Hopper Volume/Capacity: 2 cu. ft. (15 gallons)
(100 lbs. Maximum capacity weight)
Spin Spreader
Deflector Small Seed
Restrictor

MODEL NUMBER	DESCRIPTION	APPROX. MACHINE WEIGHT	SHIPPING WEIGHT	LIST PRICE
FPS48-11	48" FOOD PLOT SEEDER: PLOT RANGER Spin Spreader & Rear Roller	510#	690#	\$ 2,365
FPS48	48" FOOD PLOT SEEDER: PLOT RANGER Disc Only	370#	480#	\$ 1,516
<u>YOU MUST CHOOSE ONE TRANSPORT LIFT PACKAGE</u>				
-20	Ratchet Jack Lift		15#	\$ 69
-21	Electric Actuator Lift		14#	\$ 673
<u>YOU MAY CHOOSE A COLOR OPTION</u>				
-82	Orange			
Available through the Parts Department				
322-129S	SPREADER ONLY with mounting bracket for use with a 2" Receiver		25#	\$ 598

Primary Seeders

[RETURN TO INDEX](#)

PS15 Series

CAT. 1



Made in USA
Hitch: Cat. 1
Seeding Width: 70 $\frac{1}{2}$ "
Formed Plate A-Frame
Heavy Duty Lid with Seed Splash Guard
Ground Drive Metering
One BU/FT Water Tight Seed Box with Agitator
Seed Cups: 10 Fluted for Accurate Metering
Wide Range of Calibration Settings per Acre & per
1000 Square Feet
Wind Guarded Seed Drop
#40 Chain - Spring Loaded, Easy Access
Front Roller: 29 Rings - 12" Diameter Packer Wheels
Rear Roller: 30 Rings
9 $\frac{1}{2}$ " Diameter, Spring Loaded with Flexing Ability
Roller Spindles:
1 $\frac{1}{2}$ " Front, 1" Rear with Greasable Bearings
Spring-Tine Track Removers: Two Each
Lift Hooks
Fits Land Pride Quick-Hitch


<u>MODEL</u> <u>NUMBER</u>	<u>DESCRIPTION</u>	<u>APPROX.</u> <u>MACHINE</u> <u>WEIGHT</u>	<u>SHIPPING</u> <u>WEIGHT</u>	<u>LIST PRICE</u>
PS1572	15 SERIES PRIMARY SEEDER 72" Width with Dual Track Removers	1165#	1320#	\$ 6,077
<u>ADD</u> <u>OPTION NO.</u>	<u>COLOR OPTION</u>			
-82	Orange			

Primary Seeders

[RETURN TO INDEX](#)


PSN20 Series - 96" Width

CAT. 2 - CAT. 3



Hitch: Cat. 2 & 3, QH Adaptable
 Seeding Width: 8'6"
 Formed Plate A-Frame
 Heavy-Duty Lid with Seed Splash Guard
 Main Box Agitator
 Ground Drive Metering
 Wide Range of Calibration Settings
 Wind Guarded Seed Drop
 #40 Drive Chain-Spring Loaded
 Front Roller: 42 Rings - 12" Diameter
 Rear Roller: 43 Rings - 9 1/2" Diameter
 Spring Loaded
 Roller Spindles: 1 1/2" Front,
 1" Rear with Greasable Bearings
 Spring Tine Track Removers
 Lift Hooks

<u>MODEL NUMBER</u>	<u>DESCRIPTION</u>	<u>APPROX. MACHINE WEIGHT</u>	<u>SHIPPING WEIGHT</u>	<u>LIST PRICE</u>	
	NATIVE GRASS MAIN SEEDBOX				
PSN2096	20 SERIES PRIMARY SEEDER - 96" Width 8 Bushel Native Grass Seedbox Capacity	1810#	1910#	\$	11,699
ADD OPTION NO.	<u>Dealer Installed Boxes*</u>				
-01	Small Seeds Box (313-304A) 2 Bushel Seedbox Capacity	120#	120#	\$	1,537
-11	Grass/Grain Seedbox (313-305A) 4.8 Bushel Seedbox Capacity	250#	250#	\$	2,126

*Allow two hours installation for each dealer installed box. All holes are pre-drilled.

Optional boxes can be added later. For small seeds box on seeders with serial number 397502 or prior, order from our Parts Department small seeds box part number 313-309A, same price as 313-304A.

PULL HITCH ASSEMBLY

Quick Attach Type Hook-up
 2 ea. 9.5L x 15 12 Ply Tires
 2 ea. 14" Cylinders with Hose
 Wheel Base: 69" Center to Center
 Length 95"
 Tongue Jack

ADD OPTION NO.					
-41	Pull Hitch	(313-321A)	720#	720#	\$ 3,487

Primary Seeders

[RETURN TO INDEX](#)


PS25 Series - 10' Width

CAT. 2 Tractor



Hitch: Cat. 2
 Quick Hitch Suitable
 Pull-Type Suitable
 Removable Tongue on Pull-Type
 Safety Chain on Pull-Type
 Machine Width:
 13'6" End Wheel Model
 10'6" Front Wheel Model
 Seeding Width: 10'
 Machine Length: 3' on 3-Point
 12' on Pull-Type

Capacity: 30 Bushel Box
 Two Position Broadcasting
 Standard & Brome
 Water Tight Seedbox
 High & Low Output Range Settings
 Seed Level Indicator
 Output Range: Varies by Seed Variety; Consult Manual
 Seed Box Construction: 14 Gauge, All Welded
 Front Rollers: Notched, 51 ea, 15⁵/₈", Cast Iron
 Rear Rollers: Notched, 52 ea, 11³/₈", Cast Iron
 Roller Spindles: 1¹/₂" Front, 1¹/₄" Rear with
 Greasable Bearings
 Seed Cups: 16, Fluted for Accurate Metering
 Vacuum Sealed Acremeter

PULL-TYPE HITCH INCLUDES:

Cylinder & Hoses for each Transport Wheel
 Mechanical Transport Locks
 Tires: 15" x 30" Implement Rib
 Greasable Bearings on Transport Wheels
 Hydraulic Accumulator for Weight Stabilization on
 Front Wheel Model

MODEL NUMBER	DESCRIPTION	APPROX. MACHINE WEIGHT	SHIPPING WEIGHT	LIST PRICE
PS25120-30	25 SERIES PRIMARY SEEDER 30 Bushel Box, 3-Point Hitch	2940#	3190#	\$ 13,316
PS25120-30-41	25 SERIES PRIMARY SEEDER 30 Bushel Box, Pull-Type Hitch and Front Mounted Wheels	3340#	3590#	\$ 16,455
PS25120-30-42	25 SERIES PRIMARY SEEDER 30 Bushel Box, Pull-Type Hitch and End Mounted Wheels	3415#	3675#	\$ 16,455

Angle Brooms

AB Series - Skid Steer Mounted

12-30 GPM



Hydraulic GPM Range: 12-30 GPM
 Rated Flow Standard Motor: 25 GPM @ 230 RPM
 Minimum Hydraulic Flow Req.: 12 GPM @2000 PSI
 Hitch: Universal Quick Coupler Plate Mount
 Sweeping Width: 84"
 Sweeping Width @ 30 Degree Max. Angle: 76"
 Overall Width: 93.5" Approx.
 Overall Height: 33" approx.
 Brush Diameter: 32"

Brush Rotor Shaft: Quick Change Broom Core with
 No Hydraulic Breakage in Changeover
 Hex Drive System: Replaceable
 Brush Bristle: 100% Poly or 100% Metallic or 50/50
 Hood: Sheet Metal
 Jack Stands: Standard
 Angling: Manual Angling 30 Deg Left or Right or
 Hydraulic Angling
 Float Control:
 Spring Loaded w/Adjustable Down Pressure & Stops
 Brush Speed Range: 100 - 230 RPM
 Hydraulic Hoses
 Hydraulic Couplers
 Additional Accessories:
 Metal Shroud Extension
 Dust Suppression System
 Marker Indicators
 Rubber Dust Deflector

HIGH FLOW: Allows higher GPM units to be used by
 diverting excess GPM (above 25 GPM) back to the
 tank.

MODEL NUMBER	DESCRIPTION	APPROX. MACHINE WEIGHT	SHIPPING WEIGHT	LIST PRICE
AB84	Angle Broom - 84" Sweeping Width Universal Skid Steer Quick Coupler Mount	885#	1045#	\$ 2,749
<u>YOU MUST CHOOSE ONE ANGLING FEATURE</u>				
	FOR 12 - 24 GPM	15#		\$ 1,148
-01	Standard Flow w/Hydraulic Angling			
-02	Standard Flow w/Manual Angling	10#		\$ 427
	FOR 25 GPM AND ABOVE ONLY			
-03	High Flow w/Hydraulic Angling - Must use Option -22	15#		\$ 1,411
-04	High Flow w/Manual Angling - Must use Option -22	10#		\$ 692
<u>YOU MUST CHOOSE ONE BROOM ASSEMBLY</u>				
-11	Poly Bristles	included		\$ 1,207
-12	Wire Bristles	included		\$ 1,207
-13	Poly/Wire Bristles	included		\$ 1,207
<u>YOU MUST CHOOSE ONE HYDRAULIC DRIVE MOTOR</u>				
-21	18 cu. in Hydraulic Motor - 18 GPM and below (For use with Option -01 or -02)	included		\$ 938
-22	25 cu. in. Hydraulic Motor - 19 GPM and above (For use with Option -01, -02, -03 & -04)	included		\$ 938
<u>YOU MAY CHOOSE ONE OF THE FOLLOWING FRONT DEFLECTORS</u>				
-31	Metal Shroud Extension w/Rubber Dust Deflector	59#		\$ 203
-32	Metal Shroud Extension Only	37#		\$ 115
<u>YOU MAY CHOOSE ONE OF THE FOLLOWING OPTIONS</u>				
-41	Marker Indicators (helps you locate front corners of unit)	3#		\$ 43
-51	Dust Suppression System (uses water)			\$ 434

Bale Spears

BS10 & BSE10 Series



Quick Attach Skid Plate or Euro Mount
 Lift Capacity: 3,000 lbs at 24" from Face of Frame
 Spear Length: 45" upper, 19" lower
 Spear Construction: Forged

MODEL NUMBER	DESCRIPTION	APPROX. MACHINE WEIGHT	SHIPPING WEIGHT	LIST PRICE
BS10-91	10 SERIES BALE SPEAR - SINGLE	156#	166#	\$ 496
BS10-93	10 SERIES BALE SPEAR - 3-PAK	156#	185#	\$ 471
BSE10-91	10 SERIES BALE SPEAR - SINGLE	168#	178#	\$ 556
BSE10-93	10 SERIES BALE SPEAR - 3-PAK	168#	199#	\$ 531

3-PAKS are Same Model Units

Bale Spears

BS20 & BSE20 Series



Quick Attach Skid Plate or Euro Hitch
 Lift Capacity: 3,000 lbs at 24" From Face of Frame
 Spear Length: 45"
 Spear Construction: Forged

MODEL NUMBER	DESCRIPTION	APPROX. MACHINE WEIGHT	SHIPPING WEIGHT	LIST PRICE
BS20-91	20 SERIES BALE SPEAR - SINGLE	196#	206#	\$ 637
BS20-93	20 SERIES BALE SPEAR - 3-PAK	196#	225#	\$ 612
BSE20-91	20 SERIES BALE SPEAR - SINGLE	208#	218#	\$ 685
BSE20-93	20 SERIES BALE SPEAR - 3-PAK	208#	239#	\$ 660

3-PAKS are Same Model Units

Blades

RB05 Series 17-25 HP



<u>MODEL NUMBER</u>	<u>DESCRIPTION</u>
RB0548	05 SERIES REAR BLADE - 48" Width
RB0560	05 SERIES REAR BLADE - 60" Width

<u>ADD OPTION NO.</u>	<u>COLOR OPTION</u>
-82	Orange

Hitch: Cat. 0 with Cat. 1 Pins
 Blade Angles:
 5 Fwd Up to 30 Degrees; 5 Reverse Up to 30 Degrees
 Offset: 10" Left or Right
 Moldboard Height: 13 $\frac{1}{2}$ "
 Moldboard Thickness: $\frac{1}{4}$ "
 Cutting Edge: $\frac{3}{8}$ " x 3" Heat Treated; Bolt-On
 Parking Stand
 Landscape Rake Adaptable

<u>APPROX. MACHINE WEIGHT</u>	<u>SHIPPING WEIGHT</u>	<u>LIST PRICE</u>
128#	164#	\$ 461
143#	179#	\$ 484

List Price is for Each:
 RB05s Are Packaged 2 Units Per Crate.

Blades

RB15 Series 17-40 HP



<u>MODEL NUMBER</u>	<u>DESCRIPTION</u>
RB1560	15 SERIES REAR BLADE - 60" Width
RB1572	15 SERIES REAR BLADE - 72" Width
RB1584	15 SERIES REAR BLADE - 84" Width

<u>ADD OPTION NO.</u>	<u>COLOR OPTION</u>
-82	Orange

Hitch: Cat. 1
 Blade Angles:
 7 Forward Up to 45 Degrees
 5 Reverse Up to 30 Degrees
 Offset: 12" Left or Right
 Moldboard Height: 14"
 Moldboard Thickness: $\frac{1}{4}$ "
 Cutting Edge: $\frac{1}{2}$ " x 6" Heat Treated; Reversible
 & Replaceable
 Landscape Rake Adaptable
 Parking Stand
 Fits Land Pride Quick-Hitch

<u>APPROX. MACHINE WEIGHT</u>	<u>SHIPPING WEIGHT</u>	<u>LIST PRICE</u>
248#	284#	\$ 572
269#	305#	\$ 639
289#	325#	\$ 712

List Price is for each:
 RB15s Are Packaged 2 Units Per Crate.

Blades

RB16 Series 20-40 HP



<u>MODEL NUMBER</u>	<u>DESCRIPTION</u>
RB1660	16 SERIES REAR BLADE - 60" Width with 3-Way Position
RB1672	16 SERIES REAR BLADE - 72" Width with 3-Way Position
RB1684	16 SERIES REAR BLADE - 84" Width with 3-Way Position

<u>ADD OPTION NO.</u>	<u>COLOR OPTION</u>
-81	Green
-82	Orange

Hitch: Cat. 1
 Moldboard Height: 14"
 Moldboard Thickness: $\frac{1}{4}$ "
 Cutting Edge: $\frac{1}{2}$ " x 6" Heat Treated; Reversible
 & Replaceable
 Fits Land Pride Quick-Hitch
 Tilt: 5 Positions Up to 15 Degrees
 Offset: Left 12", Right 12"
 Angles: 7 Forward Up to 45 Degrees
 3 Reverse Up to 30 Degrees
 Parking Stand

<u>APPROX. MACHINE WEIGHT</u>	<u>SHIPPING WEIGHT</u>	<u>LIST PRICE</u>
283#	319#	\$ 759
297#	338#	\$ 806
319#	355#	\$ 865

List Price is for each:
 RB16s Are Packaged 2 Units Per Crate.

See pg. 147 for Hydraulic Angling & Other Accessories

Blades

RB26 Series

25-60 HP



Hitch: Cat. 1
 Blade Angles:
 7 Forward Up to 45 Degrees
 3 Reverse Up to 30 Degrees
 Moldboard Height: 17¹/₂"
 Moldboard Thickness: 5⁵/₁₆"
 Cutting Edge: 1¹/₂" x 6" Heat Treated;
 Replaceable & Reversible
 Tilt: 5 Positions up to 30 degrees
 Offset: Left 12", Right 12"
 Mechanical or Optional Hydraulics for Angling
 Parking Stand
 Fits Land Pride Quick-Hitch

MODEL NUMBER	DESCRIPTION	APPROX. MACHINE WEIGHT	SHIPPING WEIGHT	LIST PRICE
RB2672	26 SERIES REAR BLADE - 72" Width with 3-Way Position	369#	401#	\$ 1,026
RB2684	26 SERIES REAR BLADE - 84" Width with 3-Way Position	396#	428#	\$ 1,089
RB2696	26 SERIES REAR BLADE - 96" Width with 3-Way Position	425#	457#	\$ 1,172
ADD				
OPTION NO.	COLOR OPTION			
-81	Green			
-82	Orange			

See pg. 147 for Hydraulic Angling & Other Accessories

Blades

RB37 Series

35-80 HP



Hitch: Cat. 1 & 2 Combination
 Blade Angles:
 7 Forward Up to 45 Degrees
 3 Reverse Up to 30 Degrees
 Offset: 26" Left, 26" Right
 Tilt: 7 Positions Up to 22.5 Degrees,
 Left or Right, 45 Degrees Total
 Moldboard Height: 17"
 Moldboard Thickness: 5⁵/₁₆"
 Cutting Edge: 1¹/₂" x 6" Heat Treated;
 Reversible & Replaceable
 Parking Stand
 Fits Land Pride Quick-Hitch

MODEL NUMBER	DESCRIPTION	APPROX. MACHINE WEIGHT	SHIPPING WEIGHT	LIST PRICE
RB3772	37 SERIES REAR BLADE - 72" Width	595#	632#	\$ 1,457
RB3784	37 SERIES REAR BLADE - 84" Width	630#	667#	\$ 1,578
RB3796	37 SERIES REAR BLADE - 96" Width	665#	702#	\$ 1,633
ADD				
OPTION NO.	COLOR OPTION			
-82	Orange			
-81	Green			

See pg. 147 for Other Accessories

Blade Accessories

[RETURN TO INDEX](#)

PART NUMBER	DESCRIPTION	APPROX. MACHINE WEIGHT	SHIPPING WEIGHT	LIST PRICE
301-012A	Skid Shoes for RB(T)1560, RB(T)1584, RB25, RB35 - S/N 633207 & below, RB1572 S/N 58799 & below	24#	24#	\$ 188
301-138A	Skid Shoes for RB(T)1572 - S/N 58800 to 633207	27#	27#	\$ 188
301-330A	Skid Shoes for RB(T)15, RB16, RB25, RB26, RB35 - S/N 633208 & above	27#	27#	\$ 188
301-333A	Skid Shoes for RB36 & RB37	42#	42#	\$ 211
300-081A	3 1/2" x 8" Hydraulic Cylinder, Hoses & Fittings used for: 35 Series Frame Offsetting 25 & 35 Series Single Gauge Wheel	39#	39#	\$ 416
301-010A**	End Plates for RB25, RB26, RB35	30#	30#	\$ 145
301-425A	Hydraulic Angle Kit - 16 Series (S/N 701867+)	35#	35#	\$ 265
301-426A	Hydraulic Angle Kit - 26 Series	35#	35#	\$ 265
301-404A	Hydraulic Angle Kit - 37 Series	40#	40#	\$ 320
PART NUMBER	15 SERIES LANDSCAPE RAKE ATTACHMENT*			
302-170A	60" Rake Attachment* (for RB15 Rear Blades S/N 32360+)	170#	211#	\$ 605
302-171A	72" Rake Attachment* (for RB15 Rear Blades S/N 32360+)	195#	236#	\$ 718
302-172A	84" Rake Attachment* (for RB15 Rear Blades S/N 32360+)	225#	266#	\$ 827
302-173A	96" Rake Attachment* (for RB15 Rear Blades S/N 32360+)	245#	286#	\$ 912
	25 & 35 SERIES LANDSCAPE RAKE ATTACHMENTS			
302-168A	84" Rake Attachment	230#	255#	\$ 1,023
302-169A	96" Rake Attachment	250#	275#	\$ 1,158

* Will not fit on 42 option units with serial number 106399 and below.

**Requires hole to be drilled.

Blades

[RETURN TO INDEX](#)


RBT35 Series - 3-Way Hydraulic

2WD: 35-80 HP

4WD: Up to 65 HP



Hitch: Cat. 1 or 2 (Quick Hitch Adaptable)
 Hydraulic Adjustments with Hose & Fittings
 Blade Angles: Manual: 10 Degree Increments
 Hydraulic: Up to 50 Degrees
 Offset: Up to 30" Left & Right
 Tilt: Up to 20 Degrees
 Moldboard: 17" Tall, $\frac{5}{16}$ " Thick; $\frac{3}{16}$ " Tapered
 Reinforcement Channel
 Moldboard Kingpin: 3"
 Cutting Edge: $\frac{1}{2}$ " x 6" Heat Treated; Reversible
 Main Frame: Fully Welded, Tubular Construction
 Retractable Parking Stand
 Fits Land Pride Quick-Hitch

<u>MODEL NUMBER</u>	<u>DESCRIPTION</u>	<u>APPROX. MACHINE WEIGHT</u>	<u>SHIPPING WEIGHT</u>	<u>LIST PRICE</u>
RBT3584	35 SERIES REAR BLADE - 84" width - Base Unit	709#	829#	\$ 2,169
RBT3596	35 SERIES REAR BLADE - 96" width - Base Unit	745#	865#	\$ 2,252
ADD				
<u>OPTION NO.</u>	<u>OFFSET FEATURE</u>			
-01	Hydraulic Offset - 3 $\frac{1}{2}$ " x 14" Cylinder (300-216A)	35#	35#	\$ 304
-02	Manual Offset Link (300-217A)	26#	26#	\$ 154
<u>TILT FEATURE</u>				
-11	Hydraulic Tilt - 2" x 6" Cylinder (300-225A)	25#	25#	\$ 261
-12	Manual Tilt Ratchet (890-637C)	13#	13#	\$ 63
<u>ANGLE FEATURE</u>				
-21	Hydraulic Angle - 3 $\frac{1}{2}$ " x 14" Cylinder (300-216A)	35#	35#	\$ 304
-22	Manual Angle Link (300-224A)	27#	27#	\$ 154
<u>COLOR OPTION</u>				
-82	Orange			
-81	Green			
<u>ACCESSORIES</u>				
301-208A	Hydraulic Cushion Valve and Hoses		30#	\$ 468
301-188A	Hydraulic Selector Valve (for use with two duplex outlets) Will allow operation of 3 cylinders with two tractor outlets		35#	\$ 215
301-010A	Side Plates		30#	\$ 145
301-186A	Skid Shoes - S/N 633629 & below		42#	\$ 211
301-333A	Skid Shoes - S/N 633630 & above		42#	\$ 211
300-219A	Single Gauge Wheel - Hydraulically Controlled		85#	\$ 797
300-227A	Single Gauge Wheel - Manually Controlled		85#	\$ 498

Hydraulic Cushion Valve cushions the shock load to one cylinder by allowing the oil to flow back to the other cylinders.

Blades

[RETURN TO INDEX](#)


RBT40 Series - 3-Way Hydraulic

2WD: 65-100 HP

4WD: Up to 75 HP



Hitch: Cat. 1 or 2 (Quick Hitch Adaptable)
 Hydraulic Adjustments with Hose & Fittings
 Blade Angles: 15, 30 & 45 Degrees Left
 & Right: Forward & Reverse
 Offset: Up to 30" Left & Right
 Tilt: Up to 15 Degrees
 Moldboard: 17" Tall, $\frac{5}{16}$ " Thick; $\frac{1}{4}$ " Tapered
 Reinforcement Channel
 Moldboard Kingpin: 3"
 Cutting Edge: $\frac{1}{2}$ " x 6" Heat Treated; Reversible
 Main Frame: Fully Enclosed Welded, Formed Box
 Retractable Parking Stand
 Fits Land Pride Quick-Hitch

MODEL NUMBER	DESCRIPTION	APPROX. MACHINE WEIGHT	SHIPPING WEIGHT	LIST PRICE
RBT4084	40 SERIES REAR BLADE - 84" width - Base Unit	798#	943#	\$ 2,551
RBT4096	40 SERIES REAR BLADE - 96" width - Base Unit	848#	993#	\$ 2,652
RBT40108	40 SERIES REAR BLADE - 108" width - Base Unit	898#	1043#	\$ 2,800
ADD OPTION NO.	OFFSET FEATURE			
-01	Hydraulic Offset - $3\frac{1}{2}$ "x16"x1-1/4" Cylinder (300-181A)	39#	39#	\$ 345
-02	Manual Offset Link (300-182A)	31#	31#	\$ 215
	TILT FEATURE			
-11	Hydraulic Tilt - 3"x6"x1-1/4" Cylinder (300-183A)	31#	31#	\$ 345
-12	Manual Tilt Ratchet (890-637C)	13#	13#	\$ 63
	ANGLE FEATURE			
-21	Hydraulic Angle - $3\frac{1}{2}$ "x16"x1-1/4" Cylinder (300-181A)	39#	39#	\$ 345
-22	Manual Angle Link (300-182A)	31#	31#	\$ 215
	COLOR OPTION			
-82	Orange			
	ACCESSORIES			
301-208A	Hydraulic Cushion Valve and Hoses for RBT4084 & 96		30#	\$ 468
301-187A	Hydraulic Cushion Valve and Hoses for RBT40108		10#	\$ 468
301-188A	Hydraulic Selector Valve (for use with two duplex outlets) Will allow operation of 3 cylinders with two tractor outlets		35#	\$ 215
301-010A	Side Plates		30#	\$ 145
301-186A	Skid Shoes - S/N 633691 & below		42#	\$ 211
301-333A	Skid Shoes - S/N 633882 & above		42#	\$ 211

Hydraulic Cushion Valve cushions the shock load to one cylinder by allowing the oil to flow back to the other cylinders.

Blades

[RETURN TO INDEX](#)


RBT45 Series - 3-Way Hydraulic

70-125 HP



Hitch: Cat. 2 or 3 (Quick Hitch Adaptable)
 Hydraulic Adjustments with Hose
 Blade Angles: up to 45 Degrees Left & Right
 Forward & Reverse, 4-1/2" x 16" x 2" Cylinder
 Offset: Up to 35" Left & Right, 4-1/2" x 16" x 2" Cylinder
 Tilt: Up to 15 Degrees, 3-1/2" x 8" x 1-1/4" Cylinder
 Moldboard: 19" Tall, 5/16" Thick; 1/4" Tapered
 Reinforcement Channel
 Cutting Edge: 1/2" x 6" Heat Treated; Reversible
 Main Frame: Fully Enclosed Welded, Formed Box
 Retractable Parking Stand

MODEL NUMBER	DESCRIPTION	APPROX. MACHINE WEIGHT	SHIPPING WEIGHT	LIST PRICE
RBT4596-011121	45 SERIES REAR BLADE 96" Width - Hydraulic Adjustments	1130#	1271#	\$ 4,687
RBT45108-011121	45 SERIES REAR BLADE 108" Width - Hydraulic Adjustments	1166#	1307#	\$ 4,858
ADD				
OPTION NO.	COLOR OPTION			
-82	Orange			
	GAUGE WHEEL OPTIONS			
301-225A	Hydraulic Single Gauge Wheels Includes 6" x 21" Laminated Tire, 3" x 8" Cylinder, Hoses & Fittings		190#	\$ 1,510
301-281A	Manual Single Gauge Wheel		190#	\$ 1,219
301-236A	Hydraulic Dual Gauge Wheels Includes 2 ea. 6" x 21" Laminated Tires, 3" x 8" Cylinder, Hoses & Fittings		230#	\$ 1,774
301-282A	Manual Dual Gauge Wheels		230#	\$ 1,483
ACCESSORIES				
301-235A	96" Cylinder Cushion Valve		11#	\$ 442
301-234A	108" Cylinder Cushion Valve		12#	\$ 442
301-227A	Selector Control Valve-for use with single duplex unit (Will allow operation of 3rd cylinder w/two tractor outlets)		12#	\$ 203
301-147A	Side Plates		56#	\$ 328
301-186A	Skid Shoes - S/N 633881 & below		42#	\$ 211
301-333A	Skid Shoes - S/N 633882 & above		42#	\$ 211

Hydraulic Cushion Valve cushions the shock load to one cylinder by allowing the oil to flow back to the other cylinders.

Blades

[RETURN TO INDEX](#)


RBT55 Series - 3-Way Hydraulic 90-180 HP



Hitch: Cat. 2 or 3 (Quick Hitch Adaptable)
 Hydraulic Adjustments with Hose
 Blade Angles: 15 Positions; 15, 30 & 45 Degrees Left
 & Right: Forward & Reverse, 4 1/2 x 16 x 2 Cylinder
 Offset: Up to 33" Left & Right, 4 1/2 x 16 Cylinder
 Tilt: Up to 30 Degrees, 3 x 8 x 2 Cylinder
 Moldboard: 19" Tall, 5/16" Thick; 1/4" Tapered
 Reinforcement Channel
 Cutting Edge: 1/2" x 6" Heat Treated; Reversible
 Main Frame: Fully Enclosed Welded, Formed Box
 Retractable Parking Stand

<u>MODEL NUMBER</u>	<u>DESCRIPTION</u>	<u>APPROX. MACHINE WEIGHT</u>	<u>SHIPPING WEIGHT</u>	<u>LIST PRICE</u>
RBT55120-011121	55 SERIES REAR BLADE 120" Width - Hydraulic Adjustments	1753#	1885#	\$ 6,628
<u>ADD OPTION NO.</u>	<u>COLOR OPTION</u>			
-82	Orange			
-81	Green			
	<u>GAUGE WHEEL OPTIONS</u>			
301-149A	Hydraulic Single Gauge Wheel Includes 6" x 21" Laminated Tire, 3" x 8" Cylinder, Hoses & Fittings		190#	\$ 1,510
301-283A	Manual Single Gauge Wheel		190#	\$ 1,219
301-150A	Hydraulic Dual Gauge Wheel Includes 2 ea. 6" x 21" Laminated Tires, 3" x 8" Cylinder, Hoses & Fittings		230#	\$ 1,774
301-284A	Manual Dual Gauge Wheel		230#	\$ 1,483
<u>ACCESSORIES</u>				
301-110A	Skid Shoes		40#	\$ 294
301-147A	Side Plates		56#	\$ 328
301-148A	Hardened Wear Edge Plates - Pair		10#	\$ 154
300-154A	Double Selector Valve with Stand		37#	\$ 477

Bushings may be needed when used with Cat. 2 Quick-Hitch. Please contact our Parts Dept.



Blades

RBT60 Series - 3-Way Hydraulic - Heavy Duty

Max. Tractor HP: 2 Wheel Drive: 10' - 225 HP 12' - 175 HP
4 Wheel Drive: 10' - 200 HP 12' - 160 HP



Hitch: Cat. 2 or 3 (Quick Hitch Adaptable)
Hydraulic Adjustments with Hoses
Hydraulic Hose Storage
Blade Angles: up to 45 Degrees
Forward & Reverse
Offset: Up to 55" Left & Right
Tilt: Up to 30 Degrees
Moldboard: 19" Tall, 1/2" Thick w/Reinforcement Channel
Kingpin: 4 1/2" Solid Steel Bar
Cutting Edge: 1/2" x 6" Heat Treated
Main Frame: Fully Enclosed Welded, Formed Box
Retractable Parking Stand
Angle Cylinder: 5" x 18"
Tilt Cylinder: 3 1/2" x 8"
Offset Cylinder: 5" x 18"
Overall Length: 6'6"
Overall Length w/Gauge Wheel: 11'2"

<u>MODEL NUMBER</u>	<u>DESCRIPTION</u>	<u>APPROX. MACHINE WEIGHT</u>	<u>SHIPPING WEIGHT</u>	<u>LIST PRICE</u>
RBT6010	60 SERIES REAR BLADE 10' Width - All Hydraulic Adjustments	2260#	2,442#	\$ 8,673
RBT6012	60 SERIES REAR BLADE 12' Width - All Hydraulic Adjustments	2400#	2,582#	\$ 9,242
<u>ADD OPTION NO.</u>	<u>COLOR OPTION</u>			
-82	Orange			
	<u>GAUGE WHEEL OPTIONS</u>			
301-351A	Hydraulic Dual Gauge Wheel Includes 2 ea. 6" x 21" Laminated Tires, 3 1/2" x 8" Cylinder, Hoses & Fittings	200#	200#	\$ 1,892
<u>ACCESSORIES</u>				
301-353A	Skid Shoes - Pair	40#	40#	\$ 300
301-355A	Side Plates	56#	56#	\$ 335

Quick-Hitch cannot be used in conjunction with Gauge Wheel.

Blades

TB25 Series: Skid Steer Mounted

30-80 HP



Moldboard Construction: Steel
 Moldboard Thickness: 10 Gauge
 Moldboard Height: 32"
 Cut Width @ 30 Deg Maximum Angle: 96: 83"; 108: 93"
 Hydraulic Angling: Double-Acting Cylinder & Hoses
 Adjustable Spring-loaded Trip Edge Protection
 Blade Depth: 41" Approx
 Mounting Steps: Serrated
 Skid Shoes
 Carrier Lift Capacity: Less than 5,000 lbs.
 Carrier Max Operating Weight: Less than 8,000 lbs.
 Carrier Max Hyd. Output Pressure: 3500 psi max.
 Rated Max. Pressure Rating-Hoses & Fittings: 4,000 psi
 Replaceable Bottom Wear Edge: 1/2" x 6" Steel or Poly
 Optional Blade Marker
 Optional Top Mounted Rubber Deflector

MODEL NUMBER	DESCRIPTION	APPROX. MACHINE WEIGHT	SHIPPING WEIGHT	LIST PRICE
TB2596	25 SERIES TRIP EDGE BLADE - 96" Blade Universal Plate Attachment	564#		\$ 4,218
	<u>YOU MUST CHOOSE ONE WEAR EDGE</u>			
-01	Steel Wear Edge	70#		\$ 225
-02	Poly Wear Edge	10#		\$ 198
	<u>YOU MAY PICK A DEFLECTOR OPTION</u>			
-21	Top Rubber Deflector Shield	5#		\$ 60
TB25108	25 Series Trip Edge Blade - 108" Blade Universal Plate Attachment	575#		\$ 4,301
	<u>YOU MUST CHOOSE ONE WEAR EDGE</u>			
-01	Steel Wear Edge	78#		\$ 253
-02	Poly Wear Edge	11#		\$ 214
	<u>YOU MAY PICK A DEFLECTOR OPTION</u>			
-21	Top Rubber Deflector Shield	7#		\$ 72
	<u>OTHER OPTIONS</u>			
-11	Blade Marker	5#		\$ 44

Box Scrapers

[RETURN TO INDEX](#)


BB05 Series

17-25 HP



Hitch: Cat. 0, 1 and 1 Limited
 4" x 4" Tubing Main Frame
 3/16" Side Panels
 Two Welded Braces to Rear of Moldboard
 13⁵/₁₆" High Moldboard
 Heat Treated Spring Steel Shanks
 3 Position Shank
 Heat Treated Dimpled-on Tips
 2 ea. 3/8" x 6" High Carbon, Heat Treated
 Cutting Edges; Reversible & Replaceable
 Reinforced Shank Opening
 Fits Land Pride Quick-Hitch

<u>MODEL NUMBER</u>	<u>DESCRIPTION</u>	<u>APPROX. MACHINE WEIGHT</u>	<u>SHIPPING WEIGHT</u>	<u>LIST PRICE</u>
BB0548	05 SERIES BOX SCRAPER - FIXED BAR - 48" Width - 4 Shanks	277#	327#	\$ 766
BB0554	05 SERIES BOX SCRAPER - FIXED BAR - 54" Width - 4 Shanks	298#	348#	\$ 817

ADDITIONAL SAVINGS
_____ 12-PAK STOCKING PROGRAM _____

When any combination of 12 BB05 Series Boxscrapers are ordered at one time
 DEDUCT \$26 on each unit

Add option No. -99 to Model Number & Deduct \$ (26)

<u>ADD OPTION NUMBER</u>	<u>COLOR OPTIONS</u>
-81	Green
-82	Orange
-83	Red

Box Scrapers

[RETURN TO INDEX](#)


BB12 Series

17-30 HP



Hitch: Cat. 1 Clevis-Type
 4" x 4" Manufactured Shank Tube
 $\frac{3}{16}$ " x 16" Side Panels
 Depth: 22"
 Two Welded Braces to Rear of Bucket
 Moldboard - 15 $\frac{3}{8}$ " High
 Heat Treated Spring Steel Shanks
 $\frac{3}{4}$ " x 2 $\frac{1}{2}$ " x 15" Shanks, 4 Position
 Reinforced Shank Opening
 Heat Treated Dimpled-on Tips, Replaceable
 2 ea. High Carbon, Heat Treated
 Cutting Edges; Reversible & Replaceable
 Fits Land Pride Quick-Hitch

---AVAILABLE IN 2 UNIT PRICING ONLY ---

<u>MODEL NUMBER</u>	<u>DESCRIPTION</u>	<u>APPROX. MACHINE WEIGHT</u>	<u>SHIPPING WEIGHT</u>	<u>LIST PRICE</u>
BB1248	12 SERIES BOX SCRAPER - FIXED BAR - 48" Width - 4 Shanks	316#	332#	\$ 602
BB1254	12 SERIES BOX SCRAPER - FIXED BAR - 54" Width - 4 Shanks	325#	341#	\$ 619
BB1260	12 SERIES BOX SCRAPER - FIXED BAR - 60" Width - 4 Shanks	346#	362#	\$ 635
BB1266	12 SERIES BOX SCRAPER - FIXED BAR - 66" Width - 5 Shanks	370#	386#	\$ 734
BB1272	12 SERIES BOX SCRAPER - FIXED BAR - 72" Width - 6 Shanks	404#	420#	\$ 833

ADD OPTION

<u>NUMBER</u>	<u>COLOR OPTIONS</u>
-81	Green
-82	Orange

- Packaged in Like Units of 2; Same Size, Same Color
- See RCR12 Program for Terms & Discounts

Box Scrapers

[RETURN TO INDEX](#)


BB15 Series

17-40 HP



Hitch: Cat. 1
 4" x 4" Tubing Main Frame
 5/16" Side Panels
 Two Welded Braces to Rear of Bucket
 Roll-Formed Moldboard - 17" High
 Heat Treated Spring Steel Shanks
 4 Position Shank
 Heat Treated Dimpled-on Tips
 2 ea. 1/2" x 6" High Carbon, Heat Treated
 Cutting Edges; Reversible & Replaceable
 Reinforced Shank Opening
 Fits Land Pride Quick-Hitch

<u>MODEL NUMBER</u>	<u>DESCRIPTION</u>	<u>APPROX. MACHINE WEIGHT</u>	<u>SHIPPING WEIGHT</u>	<u>LIST PRICE</u>
BB1548	15 SERIES BOX SCRAPER - FIXED BAR - 48" Width - 4 Shanks	382#	439#	\$ 905
BB1554	15 SERIES BOX SCRAPER - FIXED BAR - 54" Width - 4 Shanks	402#	459#	\$ 939
BB1560	15 SERIES BOX SCRAPER - FIXED BAR - 60" Width - 4 Shanks	428#	485#	\$ 999
BB1566	15 SERIES BOX SCRAPER - FIXED BAR - 66" Width - 5 Shanks	450#	507	\$ 1,092
BB1572	15 SERIES BOX SCRAPER - FIXED BAR - 72" Width - 6 Shanks	504#	561#	\$ 1,182

ADDITIONAL SAVINGS
12-PAK STOCKING PROGRAM

When any combination of 12 BB15 Series Boxscrapers are ordered at one time
 DEDUCT \$26 on each unit

Add option No. -99 to Model Number & Deduct

\$ (26)

ADD

OPTION COLOR OPTIONS NUMBER

-81 Green
 -82 Orange
 -83 Red

Box Scrapers

[RETURN TO INDEX](#)


BB25 Series 25-55 HP



Hitch: Cat. 1
 4" x 4" Tubing Main Frame
 3/8" Side Panels
 Two Welded Braces to Rear of Bucket
 Roll-Formed Moldboard - 17" High
 Heat Treated Spring Steel Shanks
 Double Strap Lower Hitches
 4 Position Shank
 Heat Treated Dimpled-on Tips
 2 ea. 1/2" x 6" High Carbon, Heat Treated Cutting
 Edges; Reversible & Replaceable
 Reinforced Shank Opening
 Gusset Between Side Panel and Moldboard
 Fits Land Pride Quick-Hitch

MODEL NUMBER	DESCRIPTION	APPROX. MACHINE WEIGHT	SHIPPING WEIGHT	LIST PRICE
BB2560	25 SERIES BOX SCRAPER - FIXED BAR - 60" Width - 5 Shanks	471#	531#	\$ 1,080
BB2566	25 SERIES BOX SCRAPER - FIXED BAR - 66" Width - 5 Shanks	500#	560#	\$ 1,204
BB2572	25 SERIES BOX SCRAPER - FIXED BAR - 72" Width - 7 Shanks	549#	609#	\$ 1,319
BB2584	25 SERIES BOX SCRAPER - FIXED BAR - 84" Width - 7 Shanks	593#	653#	\$ 1,473
BB2596	25 SERIES BOX SCRAPER - FIXED BAR - 96" Width - 8 Shanks	658#	718#	\$ 1,595

ADDITIONAL SAVINGS

12-PAK STOCKING PROGRAM

When any combination of 12 BB25 Series Boxscrapers are ordered at one time
DEDUCT \$26 on each unit

Add option No. -99 to Model Number & Deduct

\$ (26)

ADD OPTION NUMBER	COLOR OPTION
-82	Orange

Box Scrapers

[RETURN TO INDEX](#)

MR15 Series

25-40 HP 4 Wheel Drive; 20-50 HP 2 Wheel Drive



Hitch: Cat. 1, Clevis Type
Roll-Formed Moldboard - 18 $\frac{1}{2}$ " High
 $\frac{3}{4}$ " x 2 $\frac{1}{2}$ " Heat Treated Spring Steel Shanks
3 Position Shank
Heat Treated Dimpled-on Tips
Two $\frac{1}{2}$ " x 6" High Carbon, Heat Treated
Cutting Edges; Reversible & Replaceable
Rear Back Fill Blade
End Panels $\frac{3}{8}$ "
4" x 4" Main Beam
Positive Locking System on Shanks
Fits Land Pride Quick-Hitch

<u>MODEL NUMBER</u>	<u>DESCRIPTION</u>	<u>APPROX. MACHINE WEIGHT</u>	<u>SHIPPING WEIGHT</u>	<u>LIST PRICE</u>
MR1572	15 SERIES MECHANICAL RETRACTABLE - 72" Width	615#	702#	\$ 1,714
ADD				
<u>OPTION NO.</u>	<u>COLOR OPTION</u>			
-82	Orange			

Box Scrapers

[RETURN TO INDEX](#)

HR25 Series

30-60 HP 2 Wheel Drive; 30-60 HP 4 Wheel Drive



Hitch: Cat. 1 Clevis-type
Roll-Formed Moldboard - 20¹/₂" High, double thickness
³/₄" x 2¹/₂" Heat Treated Spring Steel Shanks
Heat Treated Dimpled-on Tips
Two ¹/₂" x 6" High Carbon, Heat Treated
Cutting Edges; Reversible & Replaceable
Rear Back Fill Blade
³/₈" End Planels
Self Locking down position
Cylinder: 2³/₈" x 4" with hose
Fits Land Pride Quick-Hitch
Painted Black

<u>MODEL NUMBER</u>	<u>DESCRIPTION</u>	<u>APPROX. MACHINE WEIGHT</u>	<u>SHIPPING WEIGHT</u>	<u>LIST PRICE</u>
HR2572	25 SERIES HYDRAULIC RETRACTABLE - 72" Width	851#	911#	\$ 2,921
<u>ADD OPTION NO.</u>	<u>COLOR OPTION</u>			
-82	Orange			

Box Scrapers

[RETURN TO INDEX](#)

HR35/HRL35 Series

40-65 HP



Hitch: Cat. 1 & 2
Hardened Bushings in Upper and Lower Hitch and
Shank Beam Pivots
Roll-Formed Moldboard - 23" High Back,
17" Low Back
 $\frac{3}{4}$ " x $2\frac{1}{2}$ " Heat Treated Spring Steel Shanks
3 Position Shank
Heat Treated Dimpled-on Tips
Two $\frac{1}{2}$ " x 6" High Carbon, Heat Treated
Cutting Edges; Reversible & Replaceable
Rear Back Fill Blade: Fixed or Floating
 $\frac{1}{2}$ " End Planes
Transport Lock on Shank Tube

<u>MODEL NUMBER</u>	<u>DESCRIPTION</u>	<u>APPROX. MACHINE WEIGHT</u>	<u>SHIPPING WEIGHT</u>	<u>LIST PRICE</u>
HR3584	35 SERIES HYDRAULIC RETRACTABLE - 84" Width - High Back	1119#	1237#	\$ 4,447
HRL3578	35 SERIES HYDRAULIC RETRACTABLE - 78" Width - Low Back	981#	1099#	\$ 4,005

**Prices Include Hydraulic Cylinder with Cushion Valve & Hoses*

<u>ADD OPTION NUMBER</u>	<u>COLOR OPTION</u>
-82	Orange

Core Aerators

CA05 Series

Pull-Type



Hitch: Pull-Type

Overall Width w/Wheels: Working Width:

40" = 50" 36"

48" = 58" 44"

56" = 66" 52"

Overall Length: 38⁷/₈" (48" w/wheels)

Frame: 2¹/₂" x 2¹/₂" x 3³/₁₆"

No. of Spoons: 40": 40, 48": 48, 56": 56

Spoon Material: 16 Ga. Hardened Steel

Spoon Spacing (forward travel): 8.5"

*Spoon Penetration: 3"

Gang Spacing: 8"

Independent Gangs, greasable

* Depending on ground conditions and added weight

<u>MODEL NUMBER</u>	<u>DESCRIPTION</u>	<u>APPROX. MACHINE WEIGHT</u>	<u>SHIPPING WEIGHT</u>	<u>LIST PRICE</u>
CA0540	05 SERIES CORE AERATOR - 40" Width	74#	79#	\$ 538
CA0548	05 SERIES CORE AERATOR - 48" Width	88#	93#	\$ 658
CA0556	05 SERIES CORE AERATOR - 56" Width	98#	103#	\$ 779
<u>ADD OPTION NO.</u>				
-01	For 2 Transport Wheels	28#	28#	\$ 181
	<u>COLOR OPTION</u>			
-82	Orange			

This product ships unassembled in:
2 Cardboard boxes



Core Aerators

CA15 Series

CAT. 0, 1, 1 LTD.



Hitch: Cat. 0, 1, 1 Ltd.

Overall Width: Working Width:

48" = 48" 41"

56" = 56" 50"

64" = 64" 58"

72" = 72" 66"

No. of Spoons: 48": 64, 60" & 72": 96

Spoon Material: 16 Ga. Hardened Steel

Spoon Spacing (forward travel): 7"

*Spoon Penetration: 3" - 4 1/2"

Gang Spacing: 48" = 6 1/2"

60" = 5 1/2" & 72" = 6 1/2"

Independent Gangs

Three Corner Support Stands

Fits Land Pride Quick Hitch

* Depending on ground conditions and added weight

<u>MODEL NUMBER</u>	<u>DESCRIPTION</u>	<u>APPROX. MACHINE WEIGHT</u>	<u>SHIPPING WEIGHT</u>	<u>LIST PRICE</u>
CA1548	15 SERIES CORE AERATOR - 48" Width	156#	223#	\$ 1,278
CA1556	15 SERIES CORE AERATOR - 56" Width	170#	237#	\$ 1,421
CA1564	15 SERIES CORE AERATOR - 64" Width	184#	251#	\$ 1,580
CA1572	15 SERIES CORE AERATOR - 72" Width	208#	275#	\$ 1,756
<u>ADD OPTION NO.</u>	<u>COLOR OPTION</u>			
-82	Orange			

Core Aerators

[RETURN TO INDEX](#)


CA25 Series

CAT. 1



Hitch: Cat. 1

Working Width: 60", 72"

Overall Width:

60" = 67"

72" = 78"

Frame Tubing: 2 1/2" x 2 1/2" x 3/16"

No. of Spoons: 60" & 72": 96

Spoon Material: 3/4" Hardened Steel

Spoon Spacing (forward travel): 7"

*Spoon Penetration: 4 1/2"

Gang Spacing: 60" = 5 1/2" & 72" = 6 1/2"

Independent Gangs

Four Corner Support Stands

Fits Land Pride Quick Hitch

* Depending on ground conditions and added weight

<u>MODEL NUMBER</u>	<u>DESCRIPTION</u>	<u>APPROX. MACHINE WEIGHT</u>	<u>SHIPPING WEIGHT</u>	<u>LIST PRICE</u>
CA2560	25 SERIES CORE AERATOR - 60" Width	464#	530#	\$ 3,011
CA2572	25 SERIES CORE AERATOR - 72" Width	480#	546#	\$ 3,380
ADD				
<u>OPTION NO.</u>	<u>LIQUID WEIGHT TANK OPTION</u>			
-01	Two Liquid Weight Tanks for CA2560 Adds up to 490 lbs. of weight (325-026A)	52#	57#	\$ 322
-01	Two Liquid Weight Tanks for CA2572 Adds up to 600 lbs. of weight (325-025A)	59#	64#	\$ 322
ADD				
<u>OPTION NO.</u>	<u>COLOR OPTION</u>			
-82	Orange			

Disc Harrows

[RETURN TO INDEX](#)


DH10 Series

CAT. 1



Cat. 1 Hitch
 Cutting Widths: 48" & 60"
 No. of Blades: 48" - 12
 60" - 16
 Blade Size: 48": 16" Diameter
 60": 16" or 18" Diameter
 Blade Types: Notched or Smooth
 Frame Tube: 2" square
 Blade Spacing: 7 1/2"
 Bearing Hanger: 3/8" plate, with 5/8" U-bolt
 Bearing Type: Self Aligning, Sealed,
 Ball Bearings
 Gang Tube: 3" x 1 1/2"
 Gang Axle: 1" Square, High Carbon Steel
 Angling: Front gang: 0, 7, 14 & 21 Degrees
 Rear gang: 0, 7, 14 & 21 Degrees
 Fits Land Pride Quick-Hitch

<u>MODEL NUMBER</u>	<u>DESCRIPTION</u>	<u>APPROX. MACHINE WEIGHT</u>	<u>SHIPPING WEIGHT</u>	<u>LIST PRICE</u>
DH1048-01	10 SERIES DISC HARROW - 48" Width Front and Rear Notched Discs - 16"	420#	480#	\$ 1,329
DH1048-02	10 SERIES DISC HARROW - 48" Width Front Notched and Rear Smooth Discs - 16"	420#	480#	\$ 1,329
DH1060-01	10 SERIES DISC HARROW - 60" Width Front and Rear Notched Discs - 16"	533#	593#	\$ 1,477
DH1060-02	10 SERIES DISC HARROW - 60" Width Front Notched and Rear Smooth Discs - 16"	533#	593#	\$ 1,477
DH1060-03	10 SERIES DISC HARROW - 60" Width Front and Rear Notched Discs - 18"	549#	609#	\$ 1,570
DH1060-04	10 SERIES DISC HARROW - 60" Width Front Notched and Rear Smooth Discs - 18"	549#	609#	\$ 1,570
ADD OPTION NO.	<u>COLOR OPTION</u>			
-82	Orange			
	<u>SEEDING OPTION</u>			
-40	Seeding Package (322-156A) Includes: Spin Spreader, Mounting Hardware to Disc Harrow, Hitch for Pulling a Drag Harrow and/or a Seed Bed Roller		25#	\$ 722

See SBR page 191

See Drag Harrows page 171

Disc Harrows

[RETURN TO INDEX](#)


DH15 Series

CAT. 1



Cat. 1 Hitch
 Cutting Widths: 60", 72", 90"
 No. of Blades: DH1560: 16,
 DH1572: 20, DH1590: 24
 Blade Size: 18" Diameter
 Blade Types: Notched or Smooth
 Frame Tube: 2 1/2" square
 Blade Spacing: 7 1/2"
 Bearing Hanger: 3/8" plate,
 2 each 5/8" U-bolts
 Bearing Type: Self Aligning, Sealed,
 Ball Bearings
 Gang Tube: 3" x 2"
 Gang Axle: 1" Square, High Carbon Steel
 Angling: Disc Gang: 0, 7, 14 & 21 Degrees
 With angling adjustment handle
 Fits Land Pride Quick-Hitch

<u>MODEL NUMBER</u>	<u>DESCRIPTION</u>	<u>APPROX. MACHINE WEIGHT</u>	<u>SHIPPING WEIGHT</u>	<u>LIST PRICE</u>
DH1560-01	15 SERIES DISC HARROW - 5'2" Width Front and Rear Notched Discs	628#	716#	\$ 1,839
DH1560-02	15 SERIES DISC HARROW - 5'2" Width Front Notched and Rear Smooth Discs	634#	722#	\$ 1,856
ADD -11	Disc Scrapers on DH1560 (322-040A)	62#	62#	\$ 396
DH1572-01	15 SERIES DISC HARROW - 6'4" Width Front and Rear Notched Discs	714#	802#	\$ 2,007
DH1572-02	15 SERIES DISC HARROW - 6'4" Width Front Notched and Rear Smooth Discs	719#	807#	\$ 2,026
ADD -11	Disc Scrapers on DH1572 (322-041A)	85#	85#	\$ 477
DH1590-01	15 SERIES DISC HARROW - 90" Width Front and Rear Notched Discs	865#	953#	\$ 2,529
DH1590-02	15 SERIES DISC HARROW - 90" Width Front Notched and Rear Smooth Discs	865#	953#	\$ 2,552
ADD -11	Disc Scrapers on DH1590 (322-278A)	100#	100#	\$ 553
<u>OPTION NO.</u>	<u>CENTER SWEEP OPTION</u>			
-20	9" Center Sweep Kit (322-058A) Fits all 15 Series	22#	22#	\$ 120
	<u>COLOR OPTION</u>			
-82	Orange			
	<u>SEEDING OPTION</u>			
-40	Seeding Package (322-156A) Includes: Spin Spreader, Mounting Hardware to Disc Harrow, Hitch for Pulling a Drag Harrow and/or a Seed Bed Roller		25#	\$ 722

See SBR page 191

See Drag Harrows page 171

Disc Harrows

[RETURN TO INDEX](#)


DH25 Series

40-100 HP



Hitch: Cat. 1 & 2
 Quick-Hitch Compatible
 Cutting Width: 72", 96"
 No. of Blades: 20, 24
 Blade Size: 20" or 22" Diameter
 Blade Types: Front & Rear Notched,
 Smooth Rear
 Frame Tube: 3" square
 Blade Spacing: 7 1/2"
 Bearing Hanger: 1/2" plate,
 2 each 5/8" U-bolts
 Bearing Type: Self Aligning, Sealed,
 Ball Bearings
 Gang Tube: 4" x 3"
 Gang Axle: 1 1/8" Square, High Carbon Steel
 Angling: Front gang: 0, 7, 14 & 21 Degrees
 Rear gang: 7, 14 & 21 Degrees
 With angling adjustment handle
 Optional Disc Scrapers
 Optional 9" Center Sweep
 Fits Land Pride Quick-Hitch

<u>MODEL NUMBER</u>	<u>DESCRIPTION</u>	<u>APPROX. MACHINE WEIGHT</u>	<u>SHIPPING WEIGHT</u>	<u>LIST PRICE</u>
DH2572-70	25 SERIES DISC HARROW - 72" Width Front and Rear 20" Notched Discs	947#	1365#	\$ 3,237
DH2572-72	25 SERIES DISC HARROW - 72" Width Front and Rear 22" Notched Discs	1037#	1440#	\$ 3,481
DH2596-70	25 SERIES DISC HARROW - 96" Width Front and Rear 20" Notched Discs	1143#	1561#	\$ 3,724
DH2596-72	25 SERIES DISC HARROW - 96" Width Front and Rear 22" Notched Discs	1254#	1657#	\$ 3,967
DH2596-73	25 SERIES DISC HARROW - 96" Width 22" Front Notched, Rear Smooth Discs	1257#	1660#	\$ 4,008
<u>OPTION NO.</u>	<u>DISC SCRAPER OPTION</u>			
-11	Disc Scrapers for DH2572 (322-083A)		92#	\$ 525
-11	Disc Scrapers for DH2596 (322-035A)		106#	\$ 607
	<u>CENTER SWEEP OPTION</u>			
-20	9" Center Sweep Kit (322-059A) Fits 72" and 96"	23#	23#	\$ 120
	<u>COLOR OPTION</u>			
-82	Orange			
	<u>SEEDING OPTION</u>			
-40	Seeding Package (322-156A) Includes: Spin Spreader, Mounting Hardware to Disc Harrow, Hitch for Pulling a Drag Harrow and/or a Seed Bed Roller		25#	\$ 722


See Seed Bed Roller page 191

See Drag Harrows page 171

Disc Harrows

DH35 Series - Pull-Type

DH3510: 45-100 HP



Hitch: Pull-type w/clevis
 Cutting Width: 10'6"
 Transport Width: 10' 10" base unit
 Transport Tires: Two 9.5L x 15 tires
 Blade Size: 20" or 22"
 Blade Types: Notched or Smooth
 Disc Spacing: 7½" or 9"
 Front Gang Angle: 15, 18 or 21 degrees
 Rear Gang Angle: 12, 15 or 18 degrees
 Front to Rear Leveling: Manual crank
 Depth Control: 3" x 8" Hydraulic cylinder w/150" hose & fittings
 Hitch Frame Construction: 3" x 3" x ¼" wall tubing
 Gang Beam Construction: 3" x 5" x ¼" wall tubing
 Disc Bearings: Greasable & Triple Sealed Ball Bearings

MODEL NUMBER	DESCRIPTION	APPROX. MACHINE WEIGHT	SHIPPING WEIGHT	LIST PRICE
DH3510	35 SERIES DISC HARROW - 10' Width	1197#	1297#	\$ 6,031
	<u>FRONT GANG OPTION</u>			
-01	20" Notched Discs - 7½" spacing	647#	847#	\$ 1,342
-02	20" Notched Discs - 9" spacing	618#	818#	\$ 1,292
-05	22" Notched Discs - 7½" spacing	721#	921#	\$ 1,704
-06	22" Notched Discs - 9" spacing	683#	883#	\$ 1,614
	<u>REAR GANG OPTION</u>			
-09	20" Notched Discs - 7½" spacing	647#	847#	\$ 1,342
-10	20" Notched Discs - 9" spacing	618#	818#	\$ 1,292
-11	20" Smooth Discs - 7½" spacing	663#	863#	\$ 1,342
-12	20" Smooth Discs - 9" spacing	632#	832#	\$ 1,292
-13	22" Notched Discs - 7½" spacing	721#	921#	\$ 1,704
-14	22" Notched Discs - 9" spacing	683#	883#	\$ 1,614
-15	22" Smooth Discs - 7½" spacing	741#	941#	\$ 1,704
-16	22" Smooth Discs - 9" spacing	701#	901#	\$ 1,614
	<u>ADDITIONAL OPTIONS</u>			
-20	Dual Gauge Wheel Transport (322-235A)	140#	180#	\$ 678
-30	18" Furrow Filler, Pair (322-248A)	64#	75#	\$ 355
-31	20" Furrow Filler, Pair (322-249A)	71#	82#	\$ 388
-40	Disc Scrapers - 7½" spacing, front and rear (includes 2 Furrow Filler Scrapers) (322-173A)	154#	174#	\$ 678
-41	Disc Scrapers - 9" spacing and 7½" spacing (includes 2 Furrow Filler Scrapers) (322-174A)	148#	168#	\$ 646
-42	Disc Scrapers - 9" spacing, front and rear (includes 2 Furrow Filler Scrapers) (322-283A)	148#	168#	\$ 614
-50	Tongue Jack (890-118C)	13#	13#	\$ 71
-60	Center Sweep (322-059A)	19#	19#	\$ 120
-70	SMV Kit (322-226S)	4#	4#	\$ 41
ADD				
<u>OPTION NO.</u>	<u>COLOR OPTION</u>			
-82	Orange			

Disc Harrows

DH35 Series - Pull-Type

DH3512: 55-100 HP



Hitch: Pull-type w/clevis
 Cutting Width: 12'
 Transport Width: 12' 4" base unit
 Transport Tires: Two 9.5L x 15 tires
 Blade Size: 20" or 22"
 Blade Types: Notched or Smooth
 Disc Spacing: 7 1/2" or 9"
 Front Gang Angle: 15, 18 or 21 degrees
 Rear Gang Angle: 12, 15 or 18 degrees
 Front to Rear Leveling: Manual crank
 Depth Control: 3" x 8" Hydraulic cylinder w/150" hose & fittings
 Hitch Frame Construction: 3" x 3" x 1/4" wall tubing
 Gang Beam Construction: 3" x 5" x 1/4" wall tubing
 Disc Bearings: Greasable & Triple Sealed Ball Bearings

MODEL NUMBER	DESCRIPTION	APPROX. MACHINE WEIGHT	SHIPPING WEIGHT	LIST PRICE
DH3512	35 SERIES DISC HARROW – 12' Width	1197#	1297#	\$ 7,269
	FRONT GANG OPTION			
- 01	20" Notched Discs – 7 1/2" spacing	775#	975#	\$ 1,472
- 02	20" Notched Discs – 9" spacing	695#	895#	\$ 1,421
- 05	22" Notched Discs – 7 1/2" spacing	849#	1049#	\$ 1,834
- 06	22" Notched Discs – 9" spacing	760#	960#	\$ 1,743
	REAR GANG OPTION			
-09	20" Notched Discs – 7 1/2" spacing	775#	975#	\$ 1,472
-10	20" Notched Discs – 9" spacing	695#	895#	\$ 1,421
-11	20" Smooth Discs – 7 1/2" spacing	784#	984#	\$ 1,472
-12	20" Smooth Discs – 9" spacing	702#	902#	\$ 1,421
-13	22" Notched Discs – 7 1/2" spacing	849#	1049#	\$ 1,834
-14	22" Notched Discs – 9" spacing	760#	960#	\$ 1,743
-15	22" Smooth Discs – 7 1/2" spacing	869#	1069#	\$ 1,834
-16	22" Smooth Discs – 9" spacing	778#	978#	\$ 1,743
	ADDITIONAL OPTIONS			
-20	Dual Gauge Wheel Transport (322-235A)	140#	180#	\$ 678
-30	18" Furrow Filler, Pair (322-248A)	64#	75#	\$ 355
-31	20" Furrow Filler, Pair (322-249A)	71#	82#	\$ 388
-40	Disc Scrapers – 7 1/2" spacing, front and rear (includes 2 Furrow Filler Scrapers) (322-175A)	154#	174#	\$ 678
-41	Disc Scrapers – 9" spacing and 7 1/2" spacing (includes 2 Furrow Filler Scrapers) (322-176A)	148#	168#	\$ 646
-42	Disc Scrapers – 9" spacing, front and rear (includes 2 Furrow Filler Scrapers) (322-284A)	148#	168#	\$ 614
-50	Tongue Jack (890-118C)	13#	13#	\$ 71
-60	Center Sweep (322-059A)	19#	19#	\$ 120
-70	SMV Kit (322-226S)	4#	4#	\$ 41
ADD				
OPTION NO.	COLOR OPTION			
-82	Orange Paint			

Ditchers

[RETURN TO INDEX](#)

DT35 Series

30-60 HP



Cat. 1 & 2, QH Adaptable
Impeller: 16" & 18", 4 Blades with Replaceable
Hardened Cutting Edges
80 Chain with Positive Tensioner Bolt
Input/Output Shafts: 2" ID, with Ball Type Bearings
Driveline: Cat. 4 with Shearbolt
Material Control Chute: Manual
Standard Ripper Shank
Parking Stands: 2
Depth Controlling Skid Shoe: Replaceable, $\frac{3}{8}$ " Thick

<u>MODEL NUMBER</u>	<u>BASE UNIT</u>	<u>APPROX. MACHINE WEIGHT</u>	<u>SHIPPING WEIGHT</u>	<u>LIST PRICE</u>
DT35	35 SERIES POWERED DITCHER - 540 RPM 1 $\frac{3}{8}$ " 6 Spline	396#	425#	\$ 4,353
	<u>COLOR</u>			
-82	Orange			

Ditchers

[RETURN TO INDEX](#)

DT55 Series

60-120 HP



Cat. 2 & 3, QH Adaptable
 Impeller: 20", 6 Blades with Replaceable
 Hardened Cutting Edges
 Double 80 Chain with Positive Tensioner Bolt
 Input/Output Shafts: 14" ID, with Ball Type Bearings
 Driveline: Cat. 5 with Shearbolt

OPTIONAL EQUIPMENT

Material Control Chute: Manual or Hydraulic
 Depth Control Wheel: 16.5 x 6.50-8 Pneumatic Tire
 with 10" Adjustment
 Deep Ripper Shank: 3 Adjustments to 5" Below
 Cutting Level, Spring Tine Tip
 Depth Controlling Skidshoe: Replaceable, 3/8" Thick

MODEL NUMBER	BASE UNIT	APPROX. MACHINE WEIGHT	SHIPPING WEIGHT	LIST PRICE
DT55	55 SERIES POWERED DITCHER - 540 RPM 1 3/8" 6 Spline	900#	950#	\$ 4,770
DTM55	55 SERIES POWERED DITCHER - 1000 RPM (You must choose a driveline below)	850#	900#	\$ 4,125
	<u>Driveline Option for DTM only</u>			
-31	Cat. 5 Shear Bolt - 1 3/8" - 21 Spline	50#	50#	\$ 646
-32	Cat. 5 Shear Bolt - 1 3/4" - 21 Spline	50#	50#	\$ 646
ADD OPTION NUMBER	<u>OPTIONAL EQUIPMENT</u>			
-12	Depth Controlling Gauge Wheel (324-050A)	40#	40#	\$ 246
-21	Ripper Shank with Toolbar (324-046A)	157#	157#	\$ 518
-41	Material Chute - Ratchet Adjustment (324-070A)	114#	114#	\$ 333
-42	Material Chute - Hydraulic Adjustment (324-071A)	115#	115#	\$ 442
-51	Skid Shoe (324-056A)	15#	15#	\$ 106
	<u>COLOR</u>			
-82	Orange			

Drag Harrows

DRG Series

MIN HP: 4': 8 HP 6': 12 HP 8': 16 HP



Drag Harrow shown with Seed Bed Roller

Hitch: 2 Log Chains with Pull Ring
 Number of Tines: 4': 60 6': 90 8': 120
 Tine Diameter: 1/2"
 Tine Construction: High Carbon Steel

<u>MODEL NUMBER</u>	<u>DESCRIPTION</u>	<u>APPROX. MACHINE WEIGHT</u>	<u>SHIPPING WEIGHT</u>	<u>LIST PRICE</u>
DRG04	DRAG HARROW - 4'W x 4'L	89#	109#	\$ 391
DRG06	DRAG HARROW - 6'W x 4'L	138#	158#	\$ 483
DRG08	DRAG HARROW - 8'W x 4'L	185#	205#	\$ 575

Drag Scrapers

BB45 Series

70-125 HP



Hitch: Pull-type
 Clevis: Swivel Ball, Clevis, Swivel Clevis
 Tongue: Removable
 Capacity: 10' - 2 1/4 cu.yd
 12' - 2 3/4 cu.yd
 Dump Clearance: 21"
 End Plates: 3/8"
 Moldboard: 1/4"
 Cutting Edge: 1/2" x 6"
 Axle: Fixed or Tilt
 Tilt Cylinder: 3" x 8"
 3 1/2 Degrees, Approx. 8"
 Tires: 15" Implement Recap
 Rim: 5 bolt, 4.5"
 Weight Tray: Optional - Holds 760 lbs. of Concrete

MODEL NUMBER	DESCRIPTION	APPROX. MACHINE WEIGHT	SHIPPING WEIGHT	LIST PRICE
BB4596	45 SERIES - 96" DRAG SCRAPER	890#	900#	\$ 2,401
BB4510	45 SERIES - 10' DRAG SCRAPER	1,010#	1,020#	\$ 2,741
BB4512	45 SERIES - 12' DRAG SCRAPER	1,130#	1,140#	\$ 3,296
ADD OPTION NO.	<u>YOU MUST CHOOSE AN AXLE</u>			
-01	Standard Axle	351#	351#	\$ 997
-02	Tilt Axle	411#	411#	\$ 1,552
	<u>YOU MAY CHOOSE THE WEIGHT TRAY</u>			
-11	Weight Tray	130#	130#	\$ 166
	<u>YOU MUST CHOOSE A HITCH SELECTION</u>			
-70	Clevis Hitch	34#	34#	\$ 166
-71	Swivel Ball Hitch	22#	22#	\$ 166
-72	Swivel Clevis Hitch (swivels left & right)	34#	34#	\$ 333
ADD OPTION NO.	<u>COLOR OPTION</u>			
-82	Orange			
	<u>YOU MAY CHOOSE A LIGHT KIT</u>			
-20	Magnetic Light Kit w/Wiring Harness (306-127A)	10#	10#	\$ 238

Grading Scraper



GS15 Series

48: 20-50 HP; 60/72: 25-50 HP



Hitch: Cat 1, Quick Hitch Compatible

Working Width: 48", 60" and 72"

Overall Width: 52", 66", 78"

Overall Length: 50"

Side Panel Height: 14⁵/₈"

Side Panel Length: 44"

Side Panel Thickness ³/₁₆", w/ ²/₄" formed edges

Front Beam: 4" x 4", ⁵/₁₆" wall tubing

Rear Beam: 2" x 2", ³/₁₆" wall tubing

Skid Shoes: 3/8" x 3" x 44", Replaceable

Scarifier Shanks: Heat Treated

4 ea on 48" and 60"

5 ea on 72"

4 position, dimpled on hardened tips

Cutting Edges: 2 ea, 1/2" x 6" High Carbon, Heat Treated,

Reversible & Replaceable

Fits Land Pride Quick Hitch

MODEL NUMBER	DESCRIPTION	APPROX. MACHINE WEIGHT	SHIPPING WEIGHT	LIST PRICE
GS1548-01	GRADING SCRAPER - 48" Width - 4 Shanks	437#	570#	\$ 1,147
	Less shanks - delete -01 from Model No. and Deduct	-44#	-46#	\$ -71
GS1560-01	GRADING SCRAPER - 60" Width - 4 Shanks	511#	626#	\$ 1,283
	Less shanks - delete -01 from Model No. and Deduct	-44#	-46#	\$ -71
GS1572-01	GRADING SCRAPER - 72" Width - 5 Shanks	594#	682#	\$ 1,465
	Less shanks - delete -01 from Model No. and Deduct	-55#	-58#	\$ -86
ADD OPTION NO.	COLOR OPTION			
-82	Orange			

Grading Scraper



GS25 Series

40 - 90 HP




Hitch: Cat 1 & 2, Quick Hitch Compatible
 Working Width: 84" and 96"
 Overall Width: 7'6", 8'6"
 Overall Length: 56"
 Side Panel Height: 14⁵/₈"
 Side Panel Length: 50"
 Side Panel Thickness 1/4", w/ 2³/₄" formed edges
 Front Beam: 4" x 4", 5/16" wall tubing
 Rear Beam: 3" x 3", 3/16" wall tubing
 Skid Shoes: 3/8" x 3", Replaceable
 Scarifier Shanks: Heat Treated
 7 ea on 84"
 8 ea on 96"
 4 position, dimpled on hardened tips
 Cutting Edges: 2 ea, 1/2" x 6" High Carbon, Heat Treated,
 Reversible & Replaceable
 Fits Land Pride Quick Hitch

<u>MODEL NUMBER</u>	<u>DESCRIPTION</u>	<u>APPROX. MACHINE WEIGHT</u>	<u>SHIPPING WEIGHT</u>	<u>LIST PRICE</u>
GS2584-01	GRADING SCRAPER - 84" Width - 7 Shanks	796#	894#	\$ 2,117
	Less shanks - delete -01 from Model No. and Deduct	-77#	-81#	\$ -123
GS2596-01	GRADING SCRAPER - 96" Width - 8 Shanks	864#	949#	\$ 2,266
	Less shanks - delete -01 from Model No. and Deduct	-88#	-92#	\$ -140
<u>ADD OPTION NO.</u>	<u>COLOR OPTION</u>			
-82	Orange			

Grapples - Rock

SGR15 Series



Closed Height: 30³/₄"
 Number of Bottom Teeth: 21, 23, 25
 Spacing of Teeth: 3"
 Tooth Thickness: ³/₈"
 Working Length of Teeth: 38"
 Hydraulic Cylinder: 2" x 8" x 1¹/₄" Rod
 Max. Jaw Opening: 37"
 Steel: High Strength Grade 80 Material

<u>NUMBER</u>	<u>DESCRIPTION</u>	<u>APPROX. MACHINE WEIGHT</u>	<u>SHIPPING WEIGHT</u>	<u>LIST PRICE</u>
SGR1566-01	15 SERIES ROCK GRAPPLE - 66" Width	855#	869#	\$ 3,819
SGR1572-01	15 SERIES ROCK GRAPPLE - 72" Width	904#	918#	\$ 3,966
SGR1578-01	15 SERIES ROCK GRAPPLE - 78" Width	938#	952#	\$ 4,113
For Bucket Only, No Grapple DELETE -01 from Model Number and Deduct from base price				-145# \$ -1,445
ADD				
<u>OPTION NO.</u>				
-11	Hoses & Flat Face Fitting Bundle 95", Kubota SVL (380-061A)	20#	20#	\$ 210
-21	Hydraulic Cylinder Shields - 2 each (380-023A)	34#	34#	\$ 130

Grapples - Skeleton

SGS15 Series




Closed Height: 30³/₄"
 Number of Bottom Teeth: 12, 14
 Spacing of Teeth: 5¹/₂"
 Tooth Thickness: ³/₈"
 Working Length of Teeth: 35"
 Hydraulic Cylinder: 2" x 8" x 1¹/₄" Rod
 Max. Jaw Opening: 37"
 Steel: High Strength Grade 80 Material

<u>MODEL NUMBER</u>	<u>DESCRIPTION</u>	<u>APPROX. MACHINE WEIGHT</u>	<u>SHIPPING WEIGHT</u>	<u>LIST PRICE</u>
SGS1566-01	15 SERIES SKELETON GRAPPLE - 66" Width	680#	694#	\$ 3,424
SGS1578-01	15 SERIES SKELETON GRAPPLE - 78" Width	732#	746#	\$ 3,581
For Bucket Only, No Grapple DELETE -01 from Model Number and Deduct from base price				-145# \$ -1,445
ADD				
<u>OPTION NO.</u>				
-11	Hoses & Flat Face Fitting Bundle 95", Kubota SVL (380-061A)	20#	20#	\$ 210
-21	Hydraulic Cylinder Shields -2 each (380-023A)	34#	34#	\$ 130

Grapples - Manure

SGM15 Series



Closed Height: 33"
 Number of Bottom Spears: 8, 9, 9, 10
 Number of Top Teeth: 4
 Spacing of Spears: 8", 7 $\frac{1}{2}$ ", 8 $\frac{1}{4}$ ", 8"
 Spear Diameter: 1 $\frac{3}{8}$ "
 Working Length of Spears: 30"
 Hydraulic Cylinder: 2" x 8" x 1 $\frac{1}{4}$ " Rod
 Max. Jaw Opening: 40"

MODEL NUMBER	DESCRIPTION	APPROX. MACHINE WEIGHT	SHIPPING WEIGHT	LIST PRICE
SGM1560-01	15 SERIES MANURE GRAPPLE - 60" Width	568#	580#	\$ 2,539
SGM1566-01	15 SERIES MANURE GRAPPLE - 66" Width	596#	608#	\$ 2,732
SGM1572-01	15 SERIES MANURE GRAPPLE - 72" Width	620#	634#	\$ 2,880
SGM1578-01	15 SERIES MANURE GRAPPLE - 78" Width	648#	665#	\$ 3,084
	For Fork Only, No Grapple			
	DELETE -01 from Model Number and Deduct from base price		-120#	\$ -878
ADD OPTION NO.				
-11	Hoses & Flat Face Fitting Bundle 95", Kubota SVL (380-062A)	20#	20#	\$ 210
-21	Hydraulic Cylinder Shield (380-038A)	17#	17#	\$ 50

Grapples - Claw

SGC15 Series



Closed Height: 39"
 Number of Bottom Teeth: 10, 12, 14
 Number of Top Teeth: 9, 11, 13
 Spacing of Teeth: 6"
 Tooth Thickness: 1/2"
 Working Length of Teeth: 14³/₄"
 Hydraulic Cylinder: 2 Qty, 3" x 10" x 1¹/₄" Rod
 Max. Jaw Opening: 50"
 Steel: High Strength Grade 80 Material

<u>MODEL NUMBER</u>	<u>DESCRIPTION</u>	<u>APPROX. MACHINE WEIGHT</u>	<u>SHIPPING WEIGHT</u>	<u>LIST PRICE</u>
SGC1560	15 SERIES CLAW GRAPPLE - 63" Width	820#	832#	\$ 3,555
SGC1572	15 SERIES CLAW GRAPPLE - 74" Width	922#	934#	\$ 3,905
SGC1584	15 SERIES CLAW GRAPPLE - 86" Width	1030#	1042#	\$ 4,305
ADD				
<u>OPTION NO</u>				
-11	Hoses & Flat Face Fitting Bundle 76", Kubota SVL (380-063A)	20#	20#	\$ 210

Grapples - Claw

SGC20 Series



Closed Height: 39"
 Number of Bottom Teeth: 10, 12, 14
 Number of Top Teeth: 9, 11, 13
 Spacing of Teeth: 6"
 Tooth Thickness: 1/2"
 Working Length of Teeth: 15"
 Hydraulic Cylinder: 2 Qty, 3" x 10" x 1¹/₄" Rod
 Max. Jaw Opening: 50"
 Steel: High Tensile AR400

<u>MODEL NUMBER</u>	<u>DESCRIPTION</u>	<u>APPROX. MACHINE WEIGHT</u>	<u>SHIPPING WEIGHT</u>	<u>LIST PRICE</u>
SGC2060	20 SERIES CLAW GRAPPLE - 63" Width	798#	809#	\$ 3,995
SGC2072	20 SERIES CLAW GRAPPLE - 74" Width	895#	907#	\$ 4,410
SGC2084	20 SERIES CLAW GRAPPLE - 86" Width	999#	1,012#	\$ 4,915
ADD				
<u>OPTION NO</u>				
-11	Hoses & Flat Face Fitting Bundle 76", Kubota SVL (380-063A)	20#	20#	\$ 210

Hydraulic Reservoir System

[RETURN TO INDEX](#)

HRS18/HRS23 Series

Minimum HP Required: 28-32

Self Contained



Hitch: Cat 1 & 2 3-Point
PTO Input: 540 RPM on Pump
Hydraulic Pump Output Capacity: 18 & 23 gpm at 2,000 psi
Reservoir Capacity: 35 Gallon
Reversing Solenoid Valve: Standard
Pressure Relief Valve: Standard
Tank Construction: Steel
In-line Return Filter: 10 Micron
Case Drain Port
HP Requirement: 28hp for 18GPM
32hp for 23gpm
Hydraulic Hose & Fittings: Approx 50ft High Quality
Hose & Stainless Hose Clamps

MODEL NUMBER	DESCRIPTION	APPROX. MACHINE WEIGHT	SHIPPING WEIGHT	LIST PRICE
HRS-18	HYDRAULIC PUMP & RESERVOIR SYSTEM 540 RPM - 18 gpm	300#	330#	\$ 2,836
HRS-23	HYDRAULIC PUMP & RESERVOIR SYSTEM 540 RPM - 23 gpm	307#	337#	\$ 2,836

YOU MUST CHOOSE ONE HYDRAULIC PUMP SYSTEM

-31	PTO Driveline Pump	48#	48#	\$ 318
-32	Tractor Mounted Pump	19#	19#	\$ 104

YOU MUST CHOOSE ONE VALVE SELECTION

-40	No Valve	5#	5#	\$ 121
-41	Manual Valve	12#	12#	\$ 246
-42	Solenoid Valve	16#	16#	\$ 1,042

YOU MAY CHOOSE ONE OIL COOLER

-50	Oil Cooler with Control (for use with Option -40 or -41, this includes a switchbox with wiring harness)	21#	21#	\$ 1,300
-51	Oil Cooler with Control (for use with Option -42, wiring for the solenoid valve will also power the cooler)	20#	20#	\$ 1,092

This self contained, 3-point auxiliary hydraulic unit allows you to operate hydraulic driven implements with tractors that do not have high enough GPM flow on their own.



Hydraulic Reservoir System

HRS30 Series

Minimum HP Required: 52 HP
Self Contained



Hitch: Cat 1 & 2 3-Point
PTO Input: 540 RPM on Pump, Cat. 2
Hydraulic Pump Output Capacity: 25 gpm at 3,000 psi
Reservoir Capacity: 35 Gallon
Reversing Solenoid Valve: Optional
Manual Reversing Valve: Optional
Pressure Relief Valve: Optional
Tank Construction: Steel
In-line Return Filter: 10 Micron
Case Drain Port
HP Requirement: 52hp for 25GPM
Hydraulic Hose & Fittings: Approx 48ft (24 x 2)
High Quality Hose
Oil Cooler

<u>MODEL NUMBER</u>	<u>DESCRIPTION</u>	<u>APPROX. MACHINE WEIGHT</u>	<u>SHIPPING WEIGHT</u>	<u>LIST PRICE</u>
HRS3025-40	HYDRAULIC PUMP & RESERVOIR SYSTEM 540 RPM - 25 gpm with No Valve			\$ 4,889
HRS3025-41	HYDRAULIC PUMP & RESERVOIR SYSTEM 540 RPM - 25 gpm with Manual Valve			\$ 4,943
HRS3025-42	HYDRAULIC PUMP & RESERVOIR SYSTEM 540 RPM - 25 gpm with Solenoid Valve			\$ 5,541

This self contained, 3-point auxiliary hydraulic unit allows you to operate hydraulic driven implements with tractors that do not have high enough GPM flow on their own.

Landscape Rakes

LR05 Series

15-20 HP



Made in USA

Hitch: Cat. 0 with Cat. 1 Pins

Teeth: $\frac{1}{4}$ " x $\frac{3}{4}$ " High Carbon Spring Steel;

26 Teeth / 4', 34 Teeth / 5'

Rake Angles: 5 Forward Positions up to 30 degrees

5 Reverse Positions up to 30 degrees

Rake Height: 12"

Teeth Spacing: $1\frac{3}{4}$ " Centers

Parking Stand

Rear Blade Adaptable

MODEL NUMBER	DESCRIPTION	APPROX. MACHINE WEIGHT	SHIPPING WEIGHT	LIST PRICE
LR0548	05 SERIES LANDSCAPE RAKE - 48" Width	98#	140#	\$ 652
LR0560	05 SERIES LANDSCAPE RAKE - 60" Width	113#	155#	\$ 726
ADD OPTION NO.	COLOR OPTION			
-82	Orange			

See pg. 182 for Accessories

Landscape Rakes



LR16 Series

20-40 HP



Hitch: Cat. 1

Teeth: $\frac{5}{16}$ " x 1" High Carbon Spring Steel;

30 Teeth / 5', 36 Teeth / 6', 42 Teeth / 7', 48 Teeth / 8'

Teeth Spacing: 2" Centers

LR Rake Angles: 7 Positions Up to Max. 45 Degrees

right or left in 15 degree increments

Rake Height: $16\frac{1}{2}$ "

Individually Replaceable Teeth

Rear Blade Adaptable

Parking Stand

Fits Land Pride Quick-Hitch

List Price is for Each:
LR16s Are Packaged 2 Units Per Crate.

MODEL NUMBER	DESCRIPTION	APPROX. MACHINE WEIGHT	SHIPPING WEIGHT	LIST PRICE
LR1660	16 SERIES LANDSCAPE RAKES - 60" Width	241#	281#	\$ 861
LR1672	16 SERIES LANDSCAPE RAKES - 72" Width	270#	310#	\$ 956
LR1684	16 SERIES LANDSCAPE RAKES - 84" Width	291#	331#	\$ 1,069
LR1696	16 SERIES LANDSCAPE RAKES - 96" Width	316#	356#	\$ 1,171
ADD OPTION NO.	COLOR OPTION			
-82	Orange			
-81	Green			

See pg. 182 for Accessories

Landscape Rakes



LR26 Series

25-60 HP



Hitch: Cat. 1
 Teeth: $\frac{5}{16}$ " x 1" High Carbon Spring Steel;
 42 Teeth / 7', 48 Teeth / 8'
 Rear Blade Adaptable
 Rake Angles:
 7 Forward Positions Up to 45 Degrees
 3 Reverse Positions Up to 45 Degrees
 Rake Height: 16 $\frac{1}{2}$ "
 Teeth Spacing: 2" Centers
 Individually Replaceable Teeth
 Parking Stand
 Fits Land Pride Quick-Hitch

MODEL NUMBER	DESCRIPTION	APPROX. MACHINE WEIGHT	SHIPPING WEIGHT	LIST PRICE
LR2684	26 SERIES LANDSCAPE RAKE - 84" Width	330#	369#	\$ 1,441
LR2696	26 SERIES LANDSCAPE RAKE - 96" Width	348#	387#	\$ 1,587

ADD
OPTION NO. COLOR OPTION

-82 Orange

-81 Green

See pg. 182 for Accessories

Landscape Rakes



LR36 Series

30-80 HP



Hitch: Cat. 1 & 2 Combination
 Teeth: $\frac{5}{16}$ " x 1" High Carbon Spring Steel;
 42 Teeth / 7', 48 Teeth / 8'
 Frame Offset: 45 Degree Swing to 26"
 Rear Blade Adaptable
 Rake Angles:
 5 Forward Positions Up to 30 Degrees
 Individually Replaceable Teeth
 Rake Height: 16 $\frac{1}{2}$ "
 Teeth Spacing: 2" Centers
 Mechanical or Optional Hydraulics for
 Offset Adjustment
 Retractable Parking Stand
 Fits Land Pride Quick-Hitch

MODEL NUMBER	DESCRIPTION	APPROX. MACHINE WEIGHT	SHIPPING WEIGHT	LIST PRICE
LR3684	36 SERIES LANDSCAPE RAKES - 84" Width	460#	500#	\$ 1,810
LR3696	36 SERIES LANDSCAPE RAKES - 96" Width	483#	523#	\$ 1,947

ADD
OPTION NO. COLOR OPTION

-82 Orange

-81 Green

See pg. 182 for Accessories

Landscape Rake Accessories

<u>PART NUMBER</u>	<u>DESCRIPTION</u>	<u>APPROX. MACHINE WEIGHT</u>	<u>SHIPPING WEIGHT</u>	<u>LIST PRICE</u>
302-258A	05 Series Dual Gauge Wheels	49#	49#	\$ 323
302-174A	15, 16, 25, 26, 35, 36 Series Dual Gauge Wheels - 13" x 6.5" x 6"	86#	86#	\$ 477
302-176A	15, 16, 25, 26, 35, 36 Series Dual Gauge Wheels - 13" x 4" x 6"	72#	72#	\$ 411
300-014A	25 & 35 Series Single Gauge Wheel - 8" x 4" x 4.8"	55#	55#	\$ 526
302-152A+	LR 60" Flip Down Grader Blade w/End Plates (15, 16, 25 & 35 Series)	88#	88#	\$ 400
302-105A+	LR 72" Flip Down Grader Blade w/End Plates (15, 16, 25 & 35 Series)	100#	100#	\$ 430
302-106A+	LR 84" Flip Down Grader Blade w/End Plates (15, 16, 25, 26, 35, 36 Series)	110#	110#	\$ 449
302-107A+	LR 96" Flip Down Grader Blade w/End Plates (15, 16, 25, 26, 35, 36 Series)	122#	122#	\$ 468
301-425A	16 Series Rake Hydraulic Angling Kit	30#	30#	\$ 255
301-426A	26 Series Rake Hydraulic Angling Kit	32#	32#	\$ 255
302-183A*	25 Series Rake Angling Option (Includes: Mounting Bracket, 2"x8" Cylinder, Hose & Fittings)	41#	41#	\$ 575
300-081A	3 1/2" x 8" Cylinder, Hose & Fittings	39#	39#	\$ 416
	For 35 Series Frame Offset & 25 & 35 Series Single Gauge Wheel			

+ Must be used with Dual Gauge Wheels or bracket set (302-260A available through Parts Dept. only)

REAR BLADE ATTACHMENTS

301-115A**	15 Series: 60" Blade Assembly	185#	226#	\$ 359
301-116A**	15 Series: 72" Blade Assembly	195#	236#	\$ 442
301-117A**	15 Series: 84" Blade Assembly	220#	261#	\$ 542
301-369S	16 Series: 60" Blade Assembly	209#	250#	\$ 419
301-370S	16 Series: 72" Blade Assembly	229#	269#	\$ 443
301-373S	16 Series: 84" Blade Assembly	251#	292#	\$ 505
301-015A	25 & 35 Series: 72" Blade Assembly	250#	291#	\$ 605
301-017A	25 Series: 84" Blade Assembly	270#	311#	\$ 661
301-019A	25 Series: 96" Blade Assembly	310#	351#	\$ 757
301-378S	26 Series: 72" Blade Assembly	330#	371#	\$ 520
301-379S	26 Series: 84" Blade Assembly	339#	380#	\$ 542
301-380S	26 Series: 96" Blade Assembly	369#	409#	\$ 613
301-241A	35 Series: 84" Blade Assembly	280#	321#	\$ 751
301-240A	35 Series: 96" Blade Assembly	320#	361#	\$ 884
301-399S	36 Series: 72" Blade Assembly	340#	381#	\$ 617
301-400S	36 Series: 84" Blade Assembly	376#	407#	\$ 686
301-401S	36 Series: 96" Blade Assembly	413#	444#	\$ 703

**For Landscape Rakes with Serial Numbers 33160 & Above

Scarifiers

SF25 Series

25-50 HP



Hitch: Cat. 1
 4" x 4" x 5/16" Tubing
 Shanks: 3/4" x 2 1/2" Heat Treated Spring Steel Shanks
 Heat Treated Dimpled-on Tips
 4 Depth Adjustments
 Rear Hitch with Floating Top Link for Second Implement

<u>MODEL NUMBER</u>	<u>DESCRIPTION</u>	<u>APPROX. MACHINE WEIGHT</u>	<u>SHIPPING WEIGHT</u>	<u>LIST PRICE</u>
SF2566	25 SERIES SCARIFIERS - 66" Width - 6 Shanks	208#	318#	\$ 901
SF2577	25 SERIES SCARIFIERS - 77" Width - 7 Shanks	235#	345#	\$ 1,033
ADD				
<u>OPTION NO.</u>	<u>COLOR OPTION</u>			
-82	Orange			

Pallet Forks

PF10 & PF20 Series

Bucket Mounted



Lift Capacity, per set

PF10: 1,000 lbs.

PF20: 2,000 lbs.

Fork Tine Length

PF10: 31⁵/₈"

PF20: 35⁵/₈"

Fork Tine Width: 3"

Fork Tine Thickness: 2"

Vertical Throat Opening: 1¹/₂"

Horizontal Throat Depth: 10³/₄"

<u>MODEL NUMBER</u>	<u>DESCRIPTION</u>	<u>APPROX. MACHINE WEIGHT</u>	<u>SHIPPING WEIGHT</u>	<u>LIST PRICE PER FORK</u>
PF10	10 SERIES PALLET FORK - ONE FORK 1,000 lb. capacity/pair	45#	50#	\$ 212
PF20	20 SERIES PALLET FORK - ONE FORK 2,000 lb. capacity/pair	55#	60#	\$ 267

SHIPMENT: Pallet forks are packaged 2 forks per model. You must order a minimum of 12 forks for shipment on a Land Pride Truck. You may split the 12 forks by model in groups of 6 forks.
(i.e. 6 PF10 forks and 6 PF20 forks)

Orders for less than 12 forks are only available for LTL shipment.

SERIAL NUMBER: Each fork has a serial number.

PRICING: Price is for ONE PALLET FORK. You MUST order Qty. 2 to get a pair. We price them this way because each fork is serialized. Each fork being serialized will help with:

- 1) Inventory Control
- 2) Able to use any two when selling a pair
- 3) Finance packaging
- 4) Floorplan terms
- 5) Selling a set of 3 when requested

Pallet Forks



PFL20 Series Skid Steer or Front Loader Plate

2,100 lbs. Carrying Capacity

Carrying Capacity: 2,100 lbs
Fork Dimensions: 42"L x 1"D x 4" W
Backframe Guard: $\frac{3}{16}$ "
Fork Position Lock: Spring Loaded Toggle

MODEL NUMBER	DESCRIPTION	APPROX. WEIGHT	SHIPPING WEIGHT	LIST PRICE
PFL2042	20 SERIES SKID STEER MOUNTED PALLET FORKS - 42" Forks 2,100 lbs Carrying Capacity	258#	306#	\$ 844
Packed in Qty of 3 same size Units				
Quantity less than 3 Units, or those not included in multiple of 3, Add OPTION -99			ADD	\$ 55



PFL30 Series Skid Steer or Front Loader Plate

3,000 lbs. Carrying Capacity

Carrying Capacity: 3,000 lbs
Fork Dimensions: PFL3042: 42"L x 1 $\frac{1}{4}$ "D x 4" W
PFL3048: 48"L x 1 $\frac{1}{4}$ "D x 4" W
Backframe Guard: $\frac{3}{16}$ "
Fork Position Lock: Spring Loaded Toggle

MODEL NUMBER	DESCRIPTION	APPROX. WEIGHT	SHIPPING WEIGHT	LIST PRICE
PFL3042	30 SERIES SKID STEER MOUNTED PALLET FORKS - 42" Forks 3,000 lbs Carrying Capacity	340#	388#	\$ 909
PFL3048	30 SERIES SKID STEER MOUNTED PALLET FORKS - 48" Forks 3,000 lbs Carrying Capacity	358#	406#	\$ 941
Packed in Qty of 3 same size Units				
Quantity less than 3 Units, or those not included in multiple of 3, Add OPTION -99			ADD	\$ 55

PFL45 Series Skid Steer or Front Loader Plate

4,500 lbs. Carrying Capacity

Carrying Capacity: 4,500 lbs
Fork Dimensions: 48"L x 1 $\frac{1}{2}$ "D x 4" W
Backframe Guard: $\frac{3}{16}$ "
Fork Position Lock: Spring Loaded Toggle

MODEL NUMBER	DESCRIPTION	APPROX. WEIGHT	SHIPPING WEIGHT	LIST PRICE
PFL4548	45 SERIES SKID STEER MOUNTED PALLET FORKS - 48" Forks 4,500 lbs Carrying Capacity	394#	442#	\$ 1,020
Packed in Qty of 3 same size Units				
Quantity less than 3 Units, or those not included in multiple of 3, Add OPTION -99			ADD	\$ 55

Pasture Aerators

AR25 Series - 8' & 10' Pull-Type

40-90 HP



Working Width: 7'2" and 9'8"
 Overall Length: 10'11"
 Hitch: Pull-Type
 Clevis: Double Tang
 Tongue Jack with Storage
 Tines: Forged Steel
 Tine Length: 10"
 Tine Penetration: Up to 8"*
 Tine Spacing: 7 1/2"
 No. of Tines: 8' - 48, 10' - 64
 Rotor Angle: 2 1/2, 5, 7 1/2 Degrees, 2 Bolt adjustment
 Bearings: Triple Lip Seal
 Bearing Hanger: Heavy duty
 Tire Size: 9.5Lx15-8 Ply
 Wheel Hub: 6 bolt
 Weights: Optional Concrete Weights

*Tine penetration is dependent on ground conditions

MODEL NUMBER	DESCRIPTION	APPROX. MACHINE WEIGHT	SHIPPING WEIGHT	LIST PRICE
AR2596	25 SERIES - 8' PULL-TYPE PASTURE AERATOR	1,750#	1,750#	\$ 9,656
AR2510	25 SERIES - 10' PULL-TYPE PASTURE AERATOR	2,100#	2,100#	\$ 11,785

ADD OPTION NO.	YOU MAY CHOOSE ONE WEIGHT PACKAGE			
-02	Two Concrete Weights 740 lbs. each	1,480#	1,480#	\$ 166
-03	Three Concrete Weights	2,220#	2,220#	\$ 249
-04	Four Concrete Weights (10' Model only)	2,960#	2,960#	\$ 333
	<u>YOU MAY CHOOSE THE DRAG HARROW CARRIER</u>			
-12	Drag Harrow Carrier	160#	160#	\$ 1,130

8' DRAG HARROW

DRG08	DRAG HARROW - 8'W X 4'L	185#	205#	\$ 575
-------	-------------------------	------	------	--------

Available through the Parts Department

325-118A	Trailing Hitch			\$ 106
----------	----------------	--	--	--------

Post Hole Diggers

RETURN TO INDEX



PD10, PD15, PD25 & PD35 Series

10 Series: 15-30 HP (3 YR WARR.)
 15 Series: 20-40 HP
 25 Series: 25-55 HP
 35 Series: 30-75 HP



540 RPM
 Tubular Yoke and Boom
 Gearbox Input and Output Shields
 2" Output Shaft
 Teeth: Forged, Individually Replaceable
 40 Degree Angle Installed on Flat Side
 50 Degree Angle Installed on Angled Side
 6" - 2 teeth; 9" - 4 teeth,
 12" - 4, 15" - 5, 18" - 6, 24" - 8
 Auger Length: 48" (30" on PD10)
 Auger Thickness: 1/4"
 2 1/2" ID Pipe Pilot: Cast Steel, 3 Drill Points

MODEL NUMBER

BASE UNIT

PD10

10 SERIES - COMPACT UTILITY DIGGER

Cat. 1 Hitch, 2 7/8" Yoke & Boom
 30 HP Gearbox
 Cat. 2 Shearbolt Driveline

PD15

15 SERIES - UTILITY DIGGER

Cat. 1 Hitch, 2 7/8" Yoke & Boom
 40 HP Gearbox
 Cat. 2 Shearbolt Driveline

PD25-31

25 SERIES - MEDIUM DUTY DIGGER

Cat. 1 or 2 Hitch
 2 7/8" Yoke, 3 1/2" Reinforced Boom
 55 HP Gearbox
 Cat. 3 Shearbolt PTO

PD35-31

35 SERIES - HEAVY DUTY DIGGER

Cat. 1 or 2 Hitch
 2 7/8" Yoke, 3 1/2" Reinforced Boom
 75 HP Gearbox
 Cat. 3 Shearbolt PTO

DRIVELINE OPTION - 25 & 35 Series Only

Cat. 3 Radial Pin Driveline - Delete -31 & ADD -32 to Model Number
 (Recommended on Auger Size of 15" and above)

ADD

OPTION NO.

COLOR OPTION

-82

Orange

ADD OPTION

NUMBER

-06	6" Semi-Double Flight Auger-30"	PD10 Only	(317-106A)	35#	35#	\$	265
-09	9" Semi-Double Flight Auger-30"	PD10 Only	(317-109A)	42#	42#	\$	338
-12	12" Semi-Double Flight Auger-30"	PD10 Only	(317-112A)	46#	46#	\$	352
-06	6" Semi-Double Flight Auger	PD15, 25 & 35	(317-030A)	39#	39#	\$	265
-09	9" Semi-Double Flight Auger	PD15, 25 & 35	(317-033A)	52#	52#	\$	338
-12	12" Semi-Double Flight Auger	PD15, 25 & 35	(317-036A)	57#	57#	\$	352
-15	15" Double Flight Auger	PD25 & 35 only	(317-070A)	57#	57#	\$	412
-18	18" Double Flight Auger	PD25 & 35 only	(317-038A)	73#	73#	\$	493
-24	24" Tree Auger	PD25 & 35 only	(317-039A)	96#	96#	\$	666

APPROX. MACHINE WEIGHT

SHIP- PING_ WEIGHT

LIST PRICE

120# 189# \$ 876

PD10 & PD15 are sold 2 per Crate.

161# 230# \$ 954

PD10 & PD15 are sold 2 per Crate.

186# 255# \$ 1,168

233# 302# \$ 1,456

31# 31# \$ 127

See Accessories on pg. 187

Post Hole Diggers

HD25 & HD35 Series - Hydraulic Drive

HD25: 5-12 gpm; HD35: 10-25 gpm



Cat. I or II Hitch, or Front loader bucket mount
 Tubular Yoke and Boom on 3-point
 Gearbox Input and Output Shields
 2" Output shaft on Gearbox
 Hydraulically Reversible
 Auger Teeth: Forged, Individually Replaceable
 40 Degree Angle Installed on Flat Side
 50 Degree Angle Installed on Angled Side
 6" - 2 teeth; 9" - 4 teeth,
 12" - 4, 15" - 5, 18" - 6, 24" - 8
 Auger Pipe: 2 1/2" ID
 Auger Flighting Thickness: 1/4"
 Auger Length: 48"
 Pilot: Cast Steel, 3 Drill Points

<u>MODEL NUMBER</u>	<u>BASE UNIT</u>	<u>APPROX. MACHINE WEIGHT</u>	<u>SHIP- PING WEIGHT</u>	<u>LIST PRICE</u>
HD25	25 SERIES HYDRAULIC DIGGER For 5-12 GPM Systems @ 1500-3000 PSI 700 Ft. lbs. Max torque at 2500 PSI	102#	172#	\$ 1,153
HD35	35 SERIES HYDRAULIC DIGGER For 10-25 GPM Systems @ 1500-3000 PSI 1605 Ft. lbs. Max torque at 2500 PSI	102#	172#	\$ 1,202
ADD				
<u>OPTION NO.</u>	<u>COLOR OPTION</u>			
-82	Orange* (Available only with -03 Option)			
ADD				
<u>OPTION NO.</u>	<u>MOUNTING OPTION</u>			
-01	Bucket Mount without Hydraulic Hoses (black only)	23#	23#	\$ 92
-02	Bucket Mount with 24' Hydraulic Hoses (black only)	42#	42#	\$ 267
-03	3-Point Mounting and Hoses	94#	94#	\$ 497
	<u>AUGER OPTIONS</u>			
-06	6" Semi-Double Flight Auger (317-030A)	39#	39#	\$ 265
-09	9" Semi-Double Flight Auger (317-033A)	52#	52#	\$ 338
-12	12" Semi-Double Flight Auger (317-036A)	57#	57#	\$ 352
-15	15" Double Flight Auger (317-070A)	57#	57#	\$ 412
-18	18" Double Flight Auger (317-038A)	73#	73#	\$ 493
-24	24" Tree Auger (317-039A)	96#	96#	\$ 666
	<u>ACCESSORIES</u>			
317-162A	Alignment Handle - PD10 Only	10#	10#	\$ 38
317-159A	Hydraulic Down Pressure Kit - PD10 Only*	30#	30#	\$ 538
317-027A	Hydraulic Down Pressure Kit - PD15 Only*	35#	35#	\$ 538
317-028A	Hydraulic Down Pressure Kit, 25 & 35 Series*	50#	50#	\$ 558
317-166A	PD10 Storage Stand	25#	25#	\$ 200
317-142A	Storage Stand - PD15, PD25, PD35, HD2503, HD3503	30#	30#	\$ 200
317-042A	Alignment Handle	12#	12#	\$ 47
317-040A	7" Auger Extension	9#	9#	\$ 113
317-041A	14" Auger Extension	15#	15#	\$ 144

*May not work in some cab applications

Post Hole Diggers

SA35 Series - Skid Steer Mounted (Planetary)

SA35: 15-25 gpm



Skid Steer Mounting Plate
 Hydraulically Driven Planetary Gearbox
 Hydraulically Reversible
 Output Shaft: 2" Hex or 2⁹/₁₆" OD Round
 Auger Teeth: Forged, Individually Replaceable
 40 Degree Angle Installed on Flat Side
 50 Degree Angle Installed on Angled Side
 9" - 4 teeth, 12" - 4, 15" - 5, 18" - 6,
 24" - 8, 30" - 10, 36" - 12
 Tree Augers: 24" - 9, 30" - 11, 36" - 13
 Auger Pipe: 2¹/₂" ID
 Auger Flighting Thickness: 1/4"
 Auger Length: 48", 46" length on 9"
 Pilot: Cast Steel, 3 Drill Points

MODEL NUMBER	DESCRIPTION	APPROX. MACHINE WEIGHT	SHIPPING WEIGHT	LIST PRICE
SA35-01	35 SERIES HYDRAULIC POST HOLE DIGGER Skid Steer Attachment 2 ⁹ / ₁₆ " Round Output Shaft 15-25 GPM Hydraulic Motor	362#	431#	\$ 2,916
ADD OPTION NUMBER	FOR 2⁹/₁₆" ROUND OUTPUT SHAFTS			
-10	9" Double Flight Auger (317-096A)	70#	70#	\$ 413
-13	12" Double Flight Auger (317-099A)	98#	98#	\$ 468
-16	15" Double Flight Auger (317-102A)	119#	119#	\$ 600
-19	18" Double Flight Auger (317-105A)	131#	131#	\$ 661
-25	24" Double Flight Auger (317-108A)	214#	214#	\$ 774
-27	24" Tree Auger (317-111A)	162#	162#	\$ 705
-31	30" Double Flight Auger (317-114A)	285#	285#	\$ 1,135
-33	30" Tree Auger (317-117A)	236#	236#	\$ 1,060
-37	36" Double Flight Auger (317-120A)	380#	380#	\$ 1,359
-39	36" Tree Auger (317-123A)	305#	305#	\$ 1,288
SA35-02	35 SERIES HYDRAULIC POST HOLE DIGGER Skid Steer Attachment 2" Hex Output Shaft 15-25 GPM Hydraulic Motor	366#	435#	\$ 2,916
ADD OPTION NUMBER	FOR 2" HEX OUTPUT SHAFTS			
-09	9" Double Flight Auger (317-095A)	70#	70#	\$ 413
-12	12" Double Flight Auger (317-098A)	98#	98#	\$ 468
-15	15" Double Flight Auger (317-101A)	119#	119#	\$ 600
-18	18" Double Flight Auger (317-104A)	131#	131#	\$ 661
-24	24" Double Flight Auger (317-107A)	214#	214#	\$ 774
-26	24" Tree Auger (317-110A)	162#	162#	\$ 705
-30	30" Double Flight Auger (317-113A)	285#	285#	\$ 1,135
-36	36" Double Flight Auger (317-119A)	380#	380#	\$ 1,359
-38	36" Tree Auger (317-122A)	305#	305#	\$ 1,288
	AUGER EXTENSIONS			
317-129A	2" Hex - 24" Auger Extension	32#	32#	\$ 440
317-131A	2" Hex - 48" Auger Extension	56#	56#	\$ 640
317-133A	2 ⁹ / ₁₆ " Round - 24" Auger Extension	25#	25#	\$ 255
317-135A	2 ⁹ / ₁₆ " Round - 48" Auger Extension	37#	37#	\$ 385


Powered Rakes

RETURN TO INDEX



PR16 Series - Tractor Mounted

25-40 HP: PR1660 & PR1672
35-75 HP: PR1690



Hitch Cat. 1
Gearbox: 540 RPM
Ball Bearings
Cast Iron Housing
Drain Plug
Primary Driveline: Cat. 3

Secondary Driveline: Cat. 3 with Slip-Clutch
Material Control Deflector: 1/2" x 5" Hard Urethane
Roller: 9 3/8" Diameter with 3/4" x 1 1/2" Carbide
Tipped Studs
Ball Bearings at Roller Ends
Drive Chain: #50 Double Continuous Roller Chain
High Tensile, Enclosed in Oil Bath
Angle Adjustment: 15 Degrees Left & Right
Angle Cylinder: 2" x 8", or Manual Angling Adjustment
Removable End Plates with Storage Rack
Gauge Wheels: Air Tires with Sealant and
3/4" Roller Bearings & Spacer Height Adjustment:
60": 13" x 6.5"
72" & 90": 16.5" x 6.5"
Replaceable Skid Shoes
Fits Land Pride Quick-Hitch

MODEL NUMBER	DESCRIPTION	APPROX. MACHINE WEIGHT	SHIPPING WEIGHT	LIST PRICE
PR1660-0121	16 SERIES POWERED RAKE - 60" Width Carbide Tipped Studded Roller - Manual Angling	980#	1060#	\$ 9,249
PR1660-0221	16 SERIES POWERED RAKE - 60" Width Carbide Tipped Studded Roller - Hydraulic Angling	980#	1060#	\$ 9,428
PR1672-0121	16 SERIES POWERED RAKE - 72" Width Carbide Tipped Studded Roller - Manual Angling	1000#	1080#	\$ 9,803
PR1672-0221	16 SERIES POWERED RAKE - 72" Width Carbide Tipped Studded Roller - Hydraulic Angling	1000#	1080#	\$ 9,982
PR1690-0121	16 SERIES POWERED RAKE - 90" Width Carbide Tipped Studded Roller - Manual Angling	1150#	1230#	\$ 10,627
PR1690-0221	16 SERIES POWERED RAKE - 90" Width Carbide Tipped Studded Roller - Hydraulic Angling	1150#	1230#	\$ 10,806
ADD OPTION NO.	COLOR OPTION			
-82	Orange			

Powered Rakes

SR26 Series - Skid Steer Mounted

Minimum Hydraulics Required: 72": 11 gpm @ 2200 PSI
90": 15 gpm @ 2500 PSI

Hydraulic Driven
Bi-directional
Material Control Deflector:
2 each - 1/2" x 5" Hard Urethane
Roller: 9 3/8" Diameter with 3/4" x 1 1/2" Carbide
Tipped Studs
Roller Bearings at Roller Ends

Roller Speed: 195 @ 18 gpm
Drive Chain: #50 Double Continuous Roller Chain
High Tensile, Enclosed in Oil Bath
Angle Adjustment: 22 Degrees Left & 18 Degrees
Right, Forward or Reverse
Angle Cylinder: 2" x 8"
End Plates with Storage Pins
Gauge Wheels: 16.5" x 6.5" Air Tires with Sealant &
3/4" Roller Bearings and Spacer Height Adjustment
Replaceable Skid Shoes

MODEL NUMBER	DESCRIPTION	APPROX. MACHINE WEIGHT	SHIPPING WEIGHT	LIST PRICE
SR2672-2190	26 SERIES SKID STEER POWERED RAKE 72" Width; Carbide Tipped Studded Roller	930#	1010#	\$ 10,708
SR2690-2190	26 SERIES SKID STEER POWERED RAKE 90" Width; Carbide Tipped Studded Roller	1020#	1100#	\$ 11,362
ADD OPTION NO.	COLOR OPTION			
-82	Orange			

Quick-Hitches

QH15 Cat. 1 & QH20 Cat. 2 Series



Overall Width: QH15: 32⁵/₈" QH20: 40"
 Height: QH15: 23¹/₄" QH20: 23⁵/₈"
 Length: QH15: 9" QH20: 8⁷/₈"
 Tractor Hitch: QH15: Cat. 1, 3-Point
 QH20: Cat 2, 3-Point
 Automatic Lock on Lower 3-Point Arms

Optional Floating Top Link Attachment Allows
 Quick-Hitch to be Used with Implements Which
 Also Have a Floating Top Link

QH15 - Can be Shipped UPS or Fed-Ex (singles only)


<u>MODEL NUMBER</u>	<u>DESCRIPTION</u>		<u>APPROX. MACHINE WEIGHT</u>	<u>SHIPPING WEIGHT</u>	<u>LIST PRICE</u>
QH15	CAT. 1 QUICK-HITCH		70#	72#	\$ 453
QH15-01	CAT. 1 QUICK-HITCH with Floating Top Link	(320-013A)	73#	75#	\$ 480
QH20	CAT. 2 QUICK-HITCH		120#	130#	\$ 678
QH20-01	CAT. 2 QUICK-HITCH with floating top link	(320-028A)	125#	135#	\$ 711
ADDITIONAL SAVINGS 12-PAK PRICING Order a combination of 12 units at one time - DEDUCT \$52 on each unit. Add option No. -99 to Model Number & Deduct					
					\$ (52)

Different implements may need lower hitch bushings for a tight attachment. Please see the Quick-Hitch Operator's Manual for a list of available bushings.

PTO driven implements may need a longer driveline. Please consult our Service & Parts Department for longer profile availability.

Skid Steer Hitch

SH35 Skid Steer Series



Adjusts for Cat. 1 or 2 non-PTO implements
 Adjustable Top Hook
 Automatic Lock on Lower 3-Point
 Class II Receiver and Storage Rack for Ball Hitch
 Width: 46³/₈"
 Height: 25"

<u>MODEL NUMBER</u>	<u>DESCRIPTION</u>	<u>APPROX. MACHINE WEIGHT</u>	<u>SHIPPING WEIGHT</u>	<u>LIST PRICE</u>
SH35	SKID STEER 3-POINT HITCH	225#	278#	\$ 1,151

Seed Bed Roller

[RETURN TO INDEX](#)


SBR Series

18-52 HP



Hitch: Cat 1 with optional Pull-Type tongue with indexing Clevis and 2" Ball combination

Working Width: 72"

Overall Width: 3 Point: 72: 77"

Pull Type: 72: 84"

Roller Diameter: 11 3/8"

Roller Material: Gray Iron

Profiled Roller Scraper

Transport Tires on Pull Type, 2 ea 10" x 3 1/4"

Hitch Support Stand

Fits Land Pride Quick Hitch (3 Point model)

MODEL NUMBER	DESCRIPTION	APPROX. MACHINE WEIGHT	SHIPPING WEIGHT	LIST PRICE
SBR72	72" SEED BED ROLLER - 3 Point Cat. 1 Hitch	442#	462#	\$ 1,619
SBR72-01	72" SEED BED ROLLER - with Pull Tongue & Transport Tires	500#	520#	\$ 2,076

ADD OPTION NO.	COLOR OPTION
-82	Orange

*When Pull Tongue is removed, hitch straps can be rotated upward to form a 3-point hitch.

Use as a stand alone product, or combine with a Disc Harrow (DH Series) with the Seeding Option package (option no. 40), and a Drag Harrow (DRG Series) for a complete seeding package!



Snow Blowers

[RETURN TO INDEX](#)


SB10 Series

SB1051: 18-32 HP; SB1064: 18-59 HP



Working Width: 51", 64"
 Main Housing Material: 12 Gauge
 Hitch: Cat 1, QH
 Side Plate Material: 3/16"
 Impeller Diameter: 51: 20"; 64: 24"
 Impeller Housing Depth: 51: 6"; 64: 8"
 Impeller Blades: 4
 Auger Diameter: 51: 14"; 64: 16"
 Drive Chain: #60
 Auger Paddles: 51: 2; 64: 4
 Chute Opening at Base: 51: 8"; 64: 10"
 Chute Rotation: Sprocket Type; Manual, Electric or Hydraulic
 Chute Deflector Operation: Manual, Electric or Hydraulic
 Driveshaft Shear Bolt: Grade 5 - 1/4 x 20
 PTO Driveline: Cat. 2, Shear Bolt
 Optional Cutting Edge: Bolt-on, Reversible & Replaceable
 Hardened Steel, Full Width
 Optional Skid Shoes:
 Outer: Bolt-on, Adjustable & Replaceable
 Wear Plate: Bolt-on, Replaceable & Reversible
 Button Style: Adjustable & Replaceable, In-board, Rear

MODEL NUMBER	DESCRIPTION	APPROX. MACHINE WEIGHT	SHIPPING WEIGHT	LIST PRICE
SB1051	10 SERIES - 51" SNOW BLOWER	378#	428#	\$ 2,514
SB1064	10 SERIES - 64" SNOW BLOWER	438#	493#	\$ 2,874
ADD OPTION NO.	<u>You MUST Choose a Chute Adjustment</u>			
-10	Manual Rotation Adjustment - SB1051 (370-122A)	5#		\$ 79
-10	Manual Rotation Adjustment - SB1064 (370-099A)	5#		\$ 79
-11	Hydraulic Rotation Adjustment (370-339A)	21#		\$ 468
-12	Electric Rotation Adjustment (370-344A)	18#		\$ 411
	(You must also select Option 30*)			
	<u>You MUST Choose a Chute Adjustment</u>			
-20	Manual Chute Adjustment (370-030A)	2#		\$ 33
-21	Hydraulic Chute Adjustment (370-023A)	32#		\$ 206
-22	Electric Chute Adjustment (370-029A)			\$ 446
	(You must also select Option 30*)			
	<u>You Must Choose a Wire Harness if Option -12 or -22 is Chosen</u>			
-30	Harness for Electric Tilt Adjustment (370-118A)			\$ 186
	(use with Option-12 or-22 only)			
	<u>You May Choose a Side Skid Option</u>			
-40	Side Plates (370-106A)	14#		\$ 35
-41	Outer Skid Shoes (370-115A)	8#		\$ 38
	<u>You May Choose a Rear Skid Shoe Option</u>			
-50	Button Style Shoes (370-105A)	19#		\$ 110
	<u>You May Choose a Cutting Edge Option</u>			
-60	Hardened Cutting Edge - SB1051 Only (370-107A)	11#		\$ 114
-60	Hardened Cutting Edge - SB1064 Only (370-110A)	14#		\$ 140
	<u>Color Options</u>			
-82	Orange			

* You only need one Option 30 if either or both Electric Rotation and/or Electric Tilt is selected

Snow Blowers

[RETURN TO INDEX](#)


SB15 Series / SB25 Series

30-59 HP / 43-105 HP



Working Width : 74", 84"
 Hitch: 74": Cat 1, 84": Cat 1 & 2
 Main Housing Material: 12 Gauge
 Side Plate Material: 3/16"
 Impeller: 24" Diameter
 Impeller Housing Depth: 74: 8", 84: 10"
 Impeller Blades: 4
 Auger: 16" Diameter
 Auger Paddles: 4
 Drive Chain: #60
 Chute Opening at Base: 74: 10", 84: 12"
 Chute Rotation: Sprocket Type; Manual, Electric or Hydraulic
 Chute Deflector Operation: Manual, Electric or Hydraulic
 Driveshaft Shear Bolt: Grade 5 - 1/4 x 20
 PTO Driveline: Cat. 3 Heavy, Shear Bolt
 Optional Cutting Edge: Bolt-on, Reversible & Replaceable
 Hardened Steel, Full Width
 Optional Skid Shoes:
 Outer: Bolt-on, Adjustable & Replaceable
 Wear Plate: Bolt-on, Replaceable & Reversible
 Button Style: Adjustable & Replaceable, In-board, Rear

MODEL NUMBER	DESCRIPTION	APPROX. MACHINE WEIGHT	SHIPPING WEIGHT	LIST PRICE
SB1574	15 SERIES - 74" SNOW BLOWER	579#	673#	\$ 3,389
SB2584	25 SERIES - 84" SNOW BLOWER	701#	783#	\$ 4,021
ADD				
OPTION NO.	<u>You MUST Choose a Chute Adjustment</u>			
-10	Manual Rotation Adjustment - SB1574 (370-099A)	8#		\$ 79
-10	Manual Rotation Adjustment - SB2584 (370-099A)	8#		\$ 79
-11	Hydraulic Rotation Adjustment - SB1574 & SB2584 (370-340A)	22#		\$ 468
-12	Electric Rotation Adjustment - SB1574 & SB2584 (370-344A) (You must also select Option 30)*	18#		\$ 411
	<u>You MUST Choose a Chute Adjustment</u>			
-20	Manual Chute Adjustment (370-030A)	2#		\$ 33
-21	Hydraulic Chute Adjustment (370-023A)	32#		\$ 206
-22	Electric Chute Adjustment (370-029A) (You must also select Option 30)*			\$ 446
	<u>You Must Choose a Wire Harness if Option -12 or 22 is Chosen</u>			
-30	Harness for Electric Chute and/or Tilt Adjustment (370-118A)			\$ 186
	<u>You May Choose a Skid Shoe Option</u>			
-40	Side Plates (370-106A)	14#		\$ 35
-41	Outer Skid Shoes (370-115A)	8#		\$ 38
	<u>You May Choose a Rear Skid Shoe Option</u>			
-50	Button Style Skid Shoes (370-105A)	19#		\$ 110
	<u>You May Choose a Cutting Edge Option</u>			
-60	Hardened Cutting Edge - SB1574 Only	16#		\$ 166
-60	Hardened Cutting Edge - SB2584 Only (370-111A)	18#		\$ 192
	<u>Color Options</u>			
-82	Orange			

* You only need one Option 30 if either or both Electric Rotation and/or Electric Tilt is selected

Soil Pulverizers

[RETURN TO INDEX](#)


SP20 Series

25-35 HP




Hitch: Cat. 1
 Single 5 9/16" Steel Spiked Roller
 3/8" x 1 1/4" Steel Spikes with Replaceable Sleeve
 32 Pound/Inch Springs on Roller
 Self-Aligning Cast 1" Bearings with Double Lip Seals
 No. of Scarifiers - 21 on 60", 25 on 72"
 Scarifiers: 10 1/2" x 2" x 1/2" - Reversible
 Scarifier Spacing: 2 13/16"
 10" Frame Beam
 1" Diameter Shaft in Roller
 Fits Land Pride Quick-Hitch

<u>MODEL NUMBER</u>	<u>DESCRIPTION</u>	<u>APPROX. MACHINE WEIGHT</u>	<u>SHIPPING WEIGHT</u>	<u>LIST PRICE</u>
SP2060-02-61	20 SERIES SOIL PULVERIZER - 60" Width Single Spike Roller, Wide 2" Shanks	491#	526#	\$ 1,671
SP2072-02-61	20 SERIES SOIL PULVERIZER - 72" Width Single Spike Roller, Wide 2" Shanks	561#	596#	\$ 1,971
<u>ADD OPTION NO.</u>	<u>COLOR OPTION</u>			
-82	Orange			

Soil Pulverizers

[RETURN TO INDEX](#)


SP30 Series 30-50 HP



Hitch: Cat. 1 - Clevis Type Lower Hitch
 Formed Plate A-Frame
 Choice of: Single 6⁵/₈" Steel Spiked Roller
 Double Roller: Front 6⁵/₈" - Rear 5⁹/₁₆"
³/₈" x 1¹/₄" Steel Spikes with Replaceable Sleeve
 32 Pound/Inch Springs on Front Roller, 15 lbs. on Rear Roller
 Self-Aligning Cast 1" Bearings with Double Lip Seals
 12" Frame Beam
 No. of Scarifiers - 25 on 72", 29 on 84"
 Scarifiers: 10 ¹/₂" x 2" x ¹/₂" - Reversible
 Scarifier Spacing: 2 13/16"
 1" Diameter Shaft in Roller
 Fits Land Pride Quick-Hitch

<u>MODEL NUMBER</u>	<u>DESCRIPTION</u>	<u>APPROX. MACHINE WEIGHT</u>	<u>SHIPPING WEIGHT</u>	<u>LIST PRICE</u>
With Single Spike Roller				
SP3072-02-61	30 SERIES SOIL PULVERIZER - 72" Width Wide 2" Shanks	728#	783#	\$ 2,273
SP3084-02-61	30 SERIES SOIL PULVERIZER - 84" Width Wide 2" Shanks	850#	905#	\$ 2,535
With Double Spike Roller				
SP3072-02-62	30 SERIES SOIL PULVERIZER - 72" Width Wide 2" Shanks	883#	938#	\$ 3,073
SP3084-02-62	30 SERIES SOIL PULVERIZER - 84" Width Wide 2" Shanks	1030#	1085#	\$ 3,442
ADD OPTION NO.	<u>COLOR OPTION</u>			
-82	Orange			

Spike Tooth Harrows

STH15 Series

CAT. 1 - Up to 45 HP



Made in USA
 Hitch: Cat 1
 Working Width: 88 5/8"
 Machine Width: 90 7/8"
 Front to Rear Length: 4' 5"
 No. of Bars: 5
 Tooth Bar: 1 11/16" OD
 Chain Suspension for Flexibility
 Spike Tooth: Diamond Shaped, 8 1/2" Forge Hardened Tip
 Tooth Angles: 10
 Tooth Spacing: 9"
 No. of Teeth: 50 (10 per bar)
 Tooth Ground Contact: Every 1 3/4"

<u>MODEL NUMBER</u>	<u>DESCRIPTION</u>	<u>APPROX. MACHINE WEIGHT</u>	<u>SHIPPING WEIGHT</u>	<u>LIST PRICE</u>
STH1590	15 SERIES SPIKE TOOTH HARROW - 90" Width	224#	287#	\$ 1,054
<u>ADD OPTION NO.</u>	<u>COLOR OPTION</u>			
-82	Orange			

Spike Tooth Harrows

STH20 Series

Min. HP - 48 ; Pull-Type



Made In USA
 Hitch: Pull Type with Clevis
 Tongue Weight: 432 lbs.
 Working Width: 23'7"
 Transport Width: 8'6"
 Transport Height: 8'8"
 Transport Length: 15'
 Field Length: 23'
 No. of Bars: 8
 Tooth Bar: 1 11/16" OD
 Spike Tooth: Diamond Shaped,
 8 1/2" Forge Hardened Tip
 Tooth Spacing: 9"
 No. of Teeth: 244
 Teeth on Ground/ft: 12
 Transport Tires: 4 ea, 205R15
 Wheel Hub: 4 bolt
 Replaceable Wheel Spindles
 Lift Cylinder: 3 1/2"x8"
 Wing Cylinders: 2"x14"

<u>MODEL NUMBER</u>	<u>DESCRIPTION</u>	<u>APPROX. MACHINE WEIGHT</u>	<u>SHIPPING WEIGHT</u>	<u>LIST PRICE</u>
STH2024	20 SERIES SPIKE TOOTH HARROW - 24' Folding	2,100#	2,100#	\$ 9,091
ADD				
<u>OPTION NO.</u>	<u>COLOR OPTION</u>			
-82	Orange			

FREIGHT

Does Not Qualify for Free Freight.
 LP Truck Freight Rates Apply.

ASSEMBLY REQUIRED


Allow approximately 30 minutes.
 Teeth are pre-assembled to the bar.

Straw Crimper

[RETURN TO INDEX](#)

CR25 Series

CAT. 1



Hitch: Cat. 1
Working Width: 69"
Overall Width: 80"
Height: 41"
Length: 26"
Number of Discs: 12
4 Bolt Cast Iron Hubs
Disc Spacing: 6 1/2"
Four Corner Support Stands
Fits Land Pride Quick Hitch

<u>MODEL NUMBER</u>	<u>DESCRIPTION</u>	<u>APPROX. MACHINE WEIGHT</u>	<u>SHIPPING WEIGHT</u>	<u>LIST PRICE</u>
CR2572	25 SERIES STRAW CRIMPER - 72" Width	475#	542#	\$ 2,619
ADD OPTION				
<u>NUMBER</u>	<u>LIQUID WEIGHT TANK OPTION</u>			
-01	Two Liquid Weight Tanks for CR2572 Adds up to 600 lbs. of weight (325-025A)	59#	64#	\$ 322
ADD				
<u>OPTION NO.</u>	<u>COLOR OPTION</u>			
-82	Orange			

Stump Grinder

SSG25 Series

Quick Attach Mounting Plate



Overall Mounting Width: 48"
Overall Length (w/o Shielding): 60"
Drive System: Hydraulic Motor w/Electric over Hydraulics
Hydraulic Requirements: 17-32 gpm
Angle & Lift Cylinders: 3" x 6" Stroke
w/1-1/4" Rod Diameter
Hydraulic Lines & Hoses: 3/4"
Cutting Wheel: 1/2" Thick x 24" Diameter
w/Carbide Teeth
Number of Carbide Teeth: 32
Cutting Wheel Speed: 640 rpm @ 18 gpm
Cutting Arc: 55 Degrees
Max Cutting Depth: 8"
Greaseable Hinge Points: Yes
Main Frame: 6" x 6" x 1/4" Tube

MODEL NUMBER	DESCRIPTION	APPROX. MACHINE WEIGHT	SHIPPING WEIGHT	LIST PRICE
SSG2524	25 SERIES STUMP GRINDER	540#	650#	\$ 5,641
ADD OPTION				
NUMBER				
-20	Flat-Faced Hydraulic Quick Couplers	1#	1#	\$ 103
-31	Control Harness	5#	5#	\$ 250
-32	14-Pin Wiring Harness	3#	3#	\$ 145
-33	14-Pin Wiring Harness, JD	3#	3#	\$ 145
-34	14-Pin Wiring Harness, JD E-H	3#	3#	\$ 145

Wood Chipper

[RETURN TO INDEX](#)

WC15 Series 12-30 HP



Hitch: Cat. 1, Quick Hitch Compatible
Chip Capacity*: 3"
Upper Hitch Plate Thickness: 1/4"
Main Frame Thickness: 3/16"
Rotor Housing Thickness: 3/16"
Rotor Size: 17-1/2"
Rotor Speed: 1984 rpm
PTO Speed: 540 rpm
Driveline Category: Cat. 2
Main Drive Pulley Diameter: 16.35"
Rotor Pulley Diameter: 4-1/2"
Belts: 2 Single B Section
Belt Tensioner: Spring Loaded with Adjustment
Hopper Inlet Opening: 14" x 15"
Chipper Inlet Opening: 6" x 3"
Spout Discharge Opening: 3-1/4"
Cutting Knife: Reversible and Replaceable
Number of Knives: 2
Knife Size: 2-1/2" x 2" x 1/4"
Knife Material: Hardened Steel
Feed System: Self Feed
Feed Height Above Ground: 35" (No Skids)
Chip Chute Position: 270 Degrees
Adjustable Support Stands

* Min. 25 HP for Maximum Capacity

<u>MODEL NUMBER</u>	<u>DESCRIPTION</u>	<u>APPROX. MACHINE WEIGHT</u>	<u>SHIPPING WEIGHT</u>	<u>LIST PRICE</u>
WC1503	15 SERIES WOOD CHIPPER - 3" Capacity	369#	395#	\$ 2,896

<u>ADD OPTION NO.</u>	<u>COLOR OPTION</u>
-81	Green
-82	Orange

Freight Chart

United States

	IMPLEMENTS* & ZERO TURNS*		DRILLS**
	LP TRUCK	LTL	
Alabama	20	25	638
Arizona	25	30	743
Arkansas	18	22	355
California	27	32	1,034
Colorado - East of I-25	18	23	350
Colorado - West of I-25	24	29	423
Connecticut	27	32	965
Delaware	25	29	973
Florida	27	32	935
Florida Panhandle	24	29	788
Georgia	24	29	764
Idaho	25	30	973
Illinois	18	22	350
Indiana	20	25	424
Iowa	18	22	350
Kansas	16	19	350
Kentucky	20	23	454
Louisiana	20	23	483
Maine	27	32	1,372
Maryland	24	29	784
Massachusetts	27	32	1,097
Michigan	20	25	619
Minnesota	20	25	470
Mississippi	20	25	499
Missouri	18	22	350
Montana	25	34	810
North Carolina	24	27	793
North Dakota	25	30	521
Nebraska	18	22	350
Nevada	27	30	869
New Hampshire	27	32	1,108
New Jersey	25	34	856
New Mexico	24	29	379
New York	25	30	970
Ohio	20	25	528
Oklahoma	18	22	350
Oregon	27	32	1,143
Pennsylvania	24	29	804
Rhode Island	27	36	1,097
South Carolina	24	27	779
South Dakota	20	25	379
Tennessee	20	23	461
Texas	20	23	423
Utah	25	28	598
Vermont	27	32	1,162
Virginia	24	29	769
W. Virginia	24	29	639
Washington	27	32	1,102
Wisconsin	20	25	513
Wyoming	24	29	460

*All Rates per 100 lbs. (CWT)
** Drills are Flat Rate

Minimum charge of \$90 applies to LTL shipments. For CPUs, specific product locations are noted in pricebooks.


ABILENE PLANT: 1100 NW 8TH, Abilene, KS 67410
(Implements, Zero Turns)

LUCAS PLANT: 240 S Greeley, Lucas, KS 67648
(Implements)


KIPP PLANT: 244 N Hugh, Kipp, KS 67401
(Implements)


SALINA PLANT: 601 Idlewilde, Salina, KS 67401
(Compact Drills)

LAND PRIDE LIST PRICING			3/19/2012
<u>MODEL NO.</u>	<u>DESCRIPTION</u>	<u>OPTIONS</u>	List
Zero Turn Mowers			
ZT3			
ZT360-02	Accu Z-ZT3 Series - 60" Deck	27 hp Kaw, Dlx seat/sp, ROPS	9,812
ZT360-03	Accu Z-ZT3 Series - 60" Deck	27 hp Kaw, Susp. ROPS	10,067
ZT372-02	Accu Z-ZT3 Series - 72" Deck	27 hp Kaw, Dlx seat/spr ROPS	10,526
ZT372-03	Accu Z-ZT3 Series - 72" Deck	27 hp Kaw, Susp. ROPS	10,781
ZST Residential Series			
ZST40-0118	ZST Series - 40" Deck	15 hp Kaw, Cushion seat, 2 Blade	4,279
ZST40-0117	ZST Series - 40" Deck	17.5 hp B&S, Cushion seat, 2 Blade	4,140
ZST48-0120	ZST Series - 48" Deck	18 hp Kaw, Cushion seat, 3 Blade	4,411
ZST48-0121	ZST Series - 48" Deck	21 hp B&S, Cushion seat, 3 Blade	4,289
		Accessory	-
		Accessory	-
Razors			
ZSR54-022491	Razor ZSR - 54" Deck	23 hp FS Kaw, Deluxe seat, ROPS	6,457
ZSR54-022591	Razor ZSR - 54" Deck	23.5 hp FX Kaw, Deluxe seat, ROPS	6,967
ZSR54-022691	Razor ZSR - 54" Deck	26 hp Briggs, deluxe seat, ROPS	6,355
ZSR60-022491	Razor ZSR - 60" Deck	23 hp FS Kaw, Deluxe seat, ROPS	6,661
ZSR60-022591	Razor ZSR - 60" Deck	23.5 hp FX Kaw, Deluxe seat, ROPS	7,171
ZSR60-022691	Razor ZSR - 60" Deck	26 hp Briggs, deluxe seat, ROPS	6,559
		Accessory	50
		Accessory	50
		Accessory	50



[Home](#) | [Dealer Access](#)



Current Site: **Land Pride** 

PRODUCTS

MANUALS

DEALER LOCATOR

CORPORATE

CONTACT

Sorry, but that page isn't available

Our apologies, but that page doesn't exist on our site.

About Us

Financing

Blog

Media Center

Parts Lookup

Service FAQs

Customer Survey

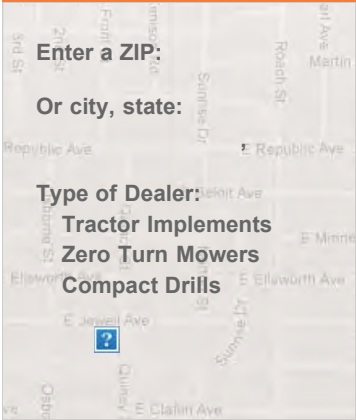
Upcoming Shows

Find a Dealer

Enter a ZIP:

Or city, state:

Type of Dealer:
Tractor Implements
Zero Turn Mowers
Compact Drills



Upcoming Shows

Wisconsin Farm Technology Days

Dallas, WI
07/09/2013 to 07/11/2013

Penn State Ag Progress Days

Rock Springs, PA
08/13/2013 to 08/15/2013

Farm Progress Show

Decatur, IL
08/27/2013 to 08/29/2013

[See all events](#)

Land Pride

Division of Great Plains
Manufacturing
1525 E. North Street
Salina, KS 67401

Products

- [Compact Drills](#)
- [Dirtworking](#)
- [Grooming Mowers](#)
- [Rotary Cutters](#)
- [Rotary Tillers](#)
- [Seeders](#)
- [Skid Steer & CTL](#)
- [Snow Removal](#)
- [Zero Turn Mowers](#)

Main Links

- [Products](#)
- [Manuals](#)
- [Dealer Locator](#)
- [Corporate](#)
- [Contact](#)

Quick Links

- [About Us](#)
- [Financing](#)
- [Blog](#)
- [Media Center](#)
- [Parts Lookup](#)
- [Service FAQs](#)
- [Customer Survey](#)
- [Upcoming Shows](#)

Divisions & Sites

- [Corporate](#)
- [Ag](#)
- [International](#)
- [Land Pride](#)
- [GPAC](#)
- [Trucking](#)



Land Pride is a division of [Great Plains Manufacturing, Inc.](#)
Copyright © 2013, [Land Pride](#). All Rights Reserved.

[Disclaimers](#)



GO TO INDEX

2013



Wholegoods Pricing

ZERO TURN MOWERS

Prices Effective

March 19, 2012

Wholegoods: Ext. 1989, 1361, 1313, 1350
Parts & Service: Ext. 1992, 1333, 1364, 1365, 1362 & 1367
Service: Ext. 1994

P.O. Box 5060 • Salina, KS 67402-5060 • (888) 987-7433 • www.landpride.com

	<u>Page</u>	<u>Factory Location</u>
ZST Residential Series.....	3	Abilene
Z Razor® Residential Series.....	4	Abilene
ZSR Razor® Residential Series.....	5	Abilene
ZT3 AccuZ® Commercial Series	6	Abilene
Zero Turn Mower Accessories.....	7	Abilene
Features & Benefits.....	9	

ZST Residential Series

[RETURN TO INDEX](#)
3 YEAR
Limited
Warranty


Cutting Width: 40" or 48"
 Cutting Height: 1" to 4.5" in 1/2" increments
 Length: 74 1/4"
 Overall Width with Discharge Chute Down:
 40: 52 1/2"; 48: 65 1/2"
 Tire to Tire Width: 38 1/2"
 Deck Thickness: 11 Gauge with 11 ga. Doubler Plate
 Steering: Twin Lever
 Trim Capacity: 40: 1 1/2", 48: 5 1/2"
 Anti-Scalp Rollers: 40: 1, 48: 2
 Blades: Heat Treated, Medium Lift, Fusion® edge
 Blade Tip Speed: 40: 18,700 fpm; 48: 18,300 fpm
 Blade Belt: Single V-Belt
 Blade Spindles: 1 3/8" Cast Iron Housing,
 Greaseable Ball Bearings
 Front Tires: 11 x 4 - 5, Rib Tread, Roller Bearings
 Rear Drive Tires: 18 x 7.5 - 8, Turf Tread
 Engine: Cylinders: Kawasaki-2, Briggs-1
 Cooling: Air Cooled
 Ignition: Electronic
 Hourmeter
 Fuel: Unleaded Gasoline
 Fuel Capacity: 3 U.S. Gallons
 Drive System: Dual Integrated Hydrostatic Transaxle
 Drive: V-Belt from Engine Crankshaft
 Parking Brake: Manually Activated
 Ground Speed: Forward 0-6 mph; Reverse 0-4 mph
 Cushion Seat
 Cup Holders: 1

ALL MOWERS ARE RED IN COLOR

MODEL NUMBER	DESCRIPTION	APPROX. MACHINE WEIGHT	SHIPPING WEIGHT	LIST PRICE
ZST40-0118	ZST RESIDENTIAL SERIES, 40" Deck 15 HP Kawasaki Engine, Cushion Seat 2 Blade Deck Design	581#	889#	\$ 4,279
ZST40-0117	ZST RESIDENTIAL SERIES, 40" Deck 17.5 HP Briggs & Stratton Engine, Cushion Seat 2 Blade Deck Design	566#	874#	\$ 4,140
ZST48-0120	ZST RESIDENTIAL SERIES, 48" Deck 18 HP Kawasaki Engine, Cushion Seat 3 Blade Deck Design	596#	904#	\$ 4,411
ZST48-0121	ZST RESIDENTIAL SERIES, 48" Deck 21 HP Briggs & Stratton Engine, Cushion Seat 3 Blade Deck Design	586#	894#	\$ 4,289
ADD OPTION NO	YOU MAY CHOOSE A REAR BUMPER			
-80	Rear Bumper	8#	8#	\$ 40
	*MULCHING & BAFFLE KIT			
357-461A	40" Baffle Kit			\$ 139
890-702C	40" Mulching Blade - each (2 required)			\$ 30
357-484A	48" Baffle Kit			\$ 139
890-700C	48" Mulching Blade - each (3 required)			\$ 30

*Parts Discounts only, Order from our Parts Dept.

See Page 7 for Accessories

Rear & Side baggers are available through Humboldt Specialty Mfg. Co. 800-488-2009

Z Razor® Residential Series

[RETURN TO INDEX](#)


Cutting Width: 48" or 54"
 Cutting Height: 1 1/2" to 4.5" in 1/4" increments
 Length: 74 3/4"
 Overall Width with Discharge Chute Down:
 48: 62"; 54: 67"
 Tire to Tire Width: 43"
 Deck Thickness: 10 Gauge with 11 ga. Doubler Plate
 Steering: Twin Lever
 Trim Capacity: 48: 2 1/2", 54: 5 1/2"
 Anti-Scalp Rollers: 4
 Blades: Heat Treated, Medium Lift, Fusion® edge
 Blade Tip Speed: 48: 18,300 fpm; 54: 18,515 fpm
 Blade Belt: Single V-Belt
 Blade Spindles: 1 3/8" Cast Iron Housing,
 Greaseable Ball Bearings
 Front Tires: 11 x 4 - 5, Rib Tread, Roller Bearings
 Rear Drive Tires: 18 x 8.5 - 8, Turf Tread
 Engine: Cylinders: 2
 Cooling: Air Cooled
 Ignition: Electronic
 Hourmeter
 Fuel: Unleaded Gasoline
 Fuel Capacity: 12 U.S. Gallons
 Drive System: Dual Hydrostatic
 Drive: V-Belt from Engine Crankshaft
 Parking Brake: Manually Activated
 Ground Speed: Forward 0-6.5 mph; Reverse 0-4.5 mph
 Seat: Deluxe Cushion Seat with Armrests
 Cup Holders: 2
 Certified Folding ROPS
 Seat Belt

ALL MOWERS ARE RED IN COLOR

MODEL NUMBER	DESCRIPTION	APPROX. MACHINE WEIGHT	SHIPPING WEIGHT	LIST PRICE
Z48-022091	ACCU-Z RAZOR SERIES, 48" Deck 18.5 HP Kawasaki Engine, Deluxe Seat, Folding ROPS	867#	1,187#	\$ 6,035
Z48-022291	ACCU-Z RAZOR SERIES, 48" Deck 22 HP Briggs & Stratton Engine, Deluxe Seat, Folding ROPS	867#	1,187#	\$ 5,882
Z54-022491	ACCU-Z RAZOR SERIES, 54" Deck 23 HP Kawasaki Engine, Deluxe Seat, Folding ROPS	892#	1,212#	\$ 6,239
Z54-022691	ACCU-Z RAZOR SERIES, 54" Deck 26 HP Briggs & Stratton Engine, Deluxe Seat, Folding ROPS	892#	1,212#	\$ 6,137
*MULCHING & BAFFLE KIT				
357-364A	48" Baffle Kit - Z model only			\$ 220
890-700C	48" Mulching Blade - each			\$ 30
357-361A	54" Baffle Kit - Z model only			\$ 220
890-991C	54" Mulching Blade - each			\$ 30

*Parts Discounts only, Order from our Parts Dept.

See Page 7 for Accessories

Rear & Side baggers are available through Humboldt Specialty Mfg. Co. 800-488-2009

ZSR Razor® Residential Series

[RETURN TO INDEX](#)


Cutting Width: 54" or 60"
 Cutting Height: 1½" to 4.5" in ¼" increments
 Pivoting Front Axle: Locked or Unlocked
 Trim Capacity: 54: 3", 60: 6"
 Length: 78 ¼"
 Overall Width with Discharge Chute Down:
 54: 67"; 60: 73 ¾"
 Tire to Tire Width: 48"
 Deck Thickness: 10 Gauge with 11 ga. Doubler Plate
 Steering: Twin Lever
 Anti-Scalp Rollers: 4
 Blades: Heat Treated, High Lift, Fusion® edge
 Blade Tip Speed: 54: 18,515 fpm; 60: 18,700 fpm
 Blade Belt: Single V-Belt
 Blade Spindles: 1⅜" Cast Iron Housing,
 Greaseable Ball Bearings
 Front Tires: 13x5-6, Rib Tread
 Rear Drive Tires: 20x10-10, Turf Tread
 Engine: Cylinders: 2
 Cooling: Air Cooled
 Ignition: Electronic
 Hourmeter
 Fuel: Unleaded Gasoline
 Fuel Capacity: 12 U.S. Gallons
 Drive System: Dual Hydrostatic
 Drive: V-Belt from Engine Crankshaft
 Parking Brake: Manually Activated
 Ground Speed: Forward 0-7 mph; Reverse 0-4.5 mph
 Seat: Deluxe Cushion Seat with Armrests
 Cup Holders: 2
 Certified Folding ROPS
 Seat Belt

ALL MOWERS ARE RED IN COLOR

MODEL NUMBER	DESCRIPTION	APPROX. MACHINE WEIGHT	SHIPPING WEIGHT	LIST PRICE
ZSR54-022491	ZSR RAZOR SERIES, 54" Deck 23 HP Kawasaki FS Engine, Deluxe Seat, Folding ROPS	947#	1,267#	\$ 6,457
ZSR54-022591	ZSR RAZOR SERIES, 54" Deck 23.5 HP Kawasaki FX Engine w/Oil Cooler & High Capacity Fuel Pump, Deluxe Seat, Folding ROPS	947#	1,267#	\$ 6,967
ZSR54-022691	ZSR RAZOR SERIES, 54" Deck 26 HP Briggs & Stratton Engine, Deluxe Seat, Folding ROPS	947#	1,267#	\$ 6,355
ZSR60-022491	ZSR RAZOR SERIES, 60" Deck 23 HP Kawasaki FS Engine, Deluxe Seat, Folding ROPS	972#	1,292#	\$ 6,661
ZSR60-022591	ZSR RAZOR SERIES, 60" Deck 23.5 HP Kawasaki FX Engine w/Oil Cooler, Metal Fan, Canister Filter & HD Starter, Deluxe Seat, Folding ROPS	972#	1,292#	\$ 7,171
ZSR60-022691	ZSR RAZOR SERIES, 60" Deck 26 HP Briggs & Stratton Engine, Deluxe Seat, Folding ROPS	972#	1,292#	\$ 6,559
*MULCHING & BAFFLE KIT				
357-361A	54" Baffle Kit			\$ 220
890-991C	54" Mulching Blade - each			\$ 30
357-358A	60" Baffle Kit			\$ 220
890-702C	60" Mulching Blade - each			\$ 30

*Parts Discounts only, order from our Parts Dept.

See Page 7 for Accessories

Rear & Side baggers are available through Humboldt Specialty Mfg. Co. 800-488-2009

ZT3 AccuZ® Commercial Series

[RETURN TO INDEX](#)


Cutting Width: 60" or 72"
 Cutting Height: 1"-5" in 1/4" increments
 Length: 76"
 Overall Width: 75" or 82 1/2"
 Deck Thickness: 3/16"
 Steering: Twin Lever
 Anti-Scalp Rollers: 4
 Blades: Heat Treated, High Lift, Fusion® edge
 60": 1/4" x 2 3/4" x 21"; 72": 1/4" x 3" x 24"

Front Wheel Spindles: Tele-caster®
 Pivoting Front Axle: Locked or Unlocked
 Blade Tip Speed: 60": 18,000 fpm; 72": 18,450 fpm
 Blade Belt: Single V-Belt
 Blade Spindles: 1 3/8" Stressproof® Shaft, Cast Iron Housing,
 Greasable Ball Bearings
 Front Tires: 13 x 6.50 - 6, Rib Tread
 Rear Tires: 24 x 12.00 - 12, Turf Tread
 Engine: Kawasaki, 27 HP
 Cylinders: 2
 Air Cooled, Commercial Air Filter
 Hour Meter
 Ignition: Electric
 Fuel: Unleaded Gasoline
 Fuel Capacity: 12 U.S. Gallons
 Drive System: Integrated Pump & Wheel Motor,
 1 Per Wheel, High-Torque Direct Drive
 Parking Brake: Internal Wet Disk, Manually Activated
 Ground Speed:
 Forward 0-12 mph
 Reverse 0-6 mph
 Seat: Two Choices
 Cup Holders: 2
 Certified ROPS Standard
 Seat Belt
 Rear Bumper Tow Hook

ALL MOWERS ARE RED IN COLOR

Patent No. 8,167,324

MODEL NUMBER	DESCRIPTION	APPROX. MACH WEIGHT	SHIPPING WEIGHT	LIST PRICE
ZT360-02	ACCU-Z Zero-Turning Radius Mower with 60" Deck 27 HP Kawasaki Air Cooled Engine, Folding ROPS Deluxe Cushion Seat with Armrests and Springs	1,400#	1,670#	\$ 9,812
ZT372-02	ACCU-Z Zero-Turning Radius Mower with 72" Deck 27 HP Kawasaki Air Cooled Engine, Folding ROPS Deluxe Cushion Seat with Armrests and Springs	1,450#	1,810#	\$ 10,526
<u>ADD OPTION NO</u>	<u>YOU MAY CHOOSE AN ALTERNATE SEAT</u>			
-03	Molded Vinyl Seat with Comfort Suspension Adjustment (Delete Option -02, Add -03)	35#	35#	\$ 255

See Page 6 for Accessories

PART NUMBER	DESCRIPTION	LIST PRICE
ACCESSORIES available through the Parts Department		
890-991C	ZXT54 Mulching Blades (3 required)	\$ 30
357-278A	ZXT54 Baffle Kit (S/N 664616 and below)	\$ 175
357-361A	ZXT54 Baffle Kit (S/N 664617 and above)	\$ 175
357-358A	ZXT60 Baffle Kit (S/N 664617 and above)	\$ 185
890-702C	ZXT60, ZT60, ZT60i, ZT3 - Mulching Blades (3 required)	\$ 30
357-130A	ZXT60 & ZT60 - Baffle Kit (S/N 505070 and below)	\$ 185
357-135A	ZXT60 & ZT60 - Baffle Kit (S/N 505071 and above)	\$ 185
357-358A	ZT60i - Baffle Kit (S/N 748109 and below)	\$ 185
357-573A	ZT60i & ZT3 (S/N 748110 and above)	\$ 185
890-698C	ZT72, ZT72i & ZT3 - Mulching Blades (3 required)	\$ 30
357-131A	ZT72 - Baffle Kit (S/N 510757 and below)	\$ 195
357-136A	ZT72 - Baffle Kit (S/N 510758 and above)	\$ 195
357-403A	ZT72i - Baffle Kit (S/N 748109 and below)	\$ 195
357-577A	ZT72i & ZT3 (S/N 748110 and above)	\$ 195
357-160A	Z Mower Light Kit - For ZT, ZTi, ZXT, ZSR & Z Model Razors	\$ 120
357-194A	Soft Top Canopy - Must have ROPS for mounting	\$ 199
357-279A	Striping Kit - ZXT54 & 60	28# \$ 254
357-639A	ZT3 - Safety Light and Sign Kit	\$ 225
357-371A	Electric Deck Lift - Razor Z and ZSR (Z48, Z54, ZSR54, ZSR60)	\$ 423
357-275A	Electric Deck Lift - ZT	\$ 509
357-209A	Lift Jack - Lifts front of mower for easy servicing - ZT, ZXT & ZT3 Series Only	\$ 97
FRONT SNOW BLADES		
Moldboard		
357-243A	60" Wide Blade - Anodized Aluminum, Solid Rubber Edge	\$ 866
357-244A	72" Wide Blade - Anodized Aluminum, Solid Rubber Edge	\$ 1,019
Mounting Kit		
357-245A	Razor Snow Blade Mounting Kit	\$ 152
357-246A	Accu-Z - ZT60 & ZT60i Snow Blade Mounting Kit	\$ 152
357-247A	Accu-Z - ZT72, ZT72i & ZXT Pro Snow Blade Mounting Kit	\$ 152
ROPS		
357-346A	Folding ROPS and Seat Belt Kit - Z48, Z54, ZSR Series	57# \$ 652
357-273A	Folding ROPS and Seat Belt Kit - ZXT Series	57# \$ 856
357-146A	Folding ROPS and Seat Belt Kit - ZT, ZTi Series	75# \$ 881
357-145A	Fixed ROPS and Seat Belt Kit - ZT, ZTi Series	50# \$ 818

Zero Turn Collection Systems are available through
Humboldt Specialty Mfg. Co. 800-488-2009.



ZXT Pro Striping Kit

END OF ZERO TURN SECTION

Features and Benefits

Zero Turn Mowers

ZST40 & ZST48 Models

Features	Benefits
40" & 48" Cutting widths	Sized right and priced right for residential owners.
1" to 4 1/2" Cutting height	Provides a good range of cutting heights in 1/2" increments for any type of turf grass.
Narrow drive tire stance	Provides good maneuverability. Allows for tight turns, yet gives a very stable platform over uneven ground.
High ground speed	Can mow a lot of grass in a short time. 6 MPH forward and 4 MPH reverse
Adjustable steering levers with comfort grip handles	Wide range of adjustments to accommodate almost any size of operator. Grips are designed for operator comfort and sustained productivity.
Frame design	Square tubing welded for increased durability.
Single welded 11 gauge deck with reinforced leading edge	Makes a stronger deck and reduces unwanted flex.
Rapid deck height adjustment	The foot operated deck lift and deck stop pin locator makes for a quick and easy precise cutting height adjustments.
Easy clean-out deck top	Deck allows air & debris to move across its top for improved belt cooling and easy clean out.
Mid-mount deck design	Puts deck closer to operator's line of sight for more efficient and precise operation.
Floating deck design	Provides good flotation over uneven terrain.
Anti-scalp roller(s)	Keeps scalping to a minimum.
Hydro-Gear Zero-Turn Transaxle drive unit on each rear wheel	Each rear wheel has an integrated hydrostatic transaxle containing a pump with fan for cooling and drive motor. These units are self contained and maintenance free.
4-Bolt, 18 x 7.5 - 8 rear turf tread tires	Offers excellent ground flotation and gentle on turf grasses.
11 x 4-5 front ribbed tires mounted in heavy duty pivoting caster forks	Provide for a quick and durable turning response.
Electric clutch control	Provides an easy smooth engagement of the mower blade drive system.
Single Kevlar drive belts	Drive belts made with Kevlar™ fiber provide long belt life. One hydrostatic pump drive belt and one deck drive belt is easier to maintain and not as expensive as multiple belt designs.
1 3/8" blade spindles mounted in ductile iron housings	Blade spindles and spindle housings are designed to handle heavy shock loads.
Accessible blade spindle zerks	Makes greasing the blade spindles easy.
Heavy duty heat treated Fusion® medium lift blades	Made from highest quality 1/4" thick fusion treated steel for high wear and increase blade life.
High blade tip speed	Provides a clean quality cut. (18,300 fpm and higher)
Choice of engines	Proven Kawasaki or premium Briggs Intek Series engines meets customer preferences with power and performance to spare.
Electric start with choke control	Keyed ignition and manual choke control are placed for one-handed starting convenience.
Engine oriented for easy access	Oil dipstick, oil drain ports, air filter, oil filter, spark plugs, choke and throttle can be serviced from the rear verses the side.
Center mounted rear engine	Provides maximum mower stability, easy service access, increased leg room, and increased air flow around engine fins to extend engine life.
Internal air filter cartridge	Easy to access.
Isolated exhaust muffler	
Kawasaki	Muffler is hidden and tucked down under to reduce noise and provide protection against burns.
Briggs & Stratton	Muffler is mounted to the engine and guarded to provide protection against burns.
Ergonomically designed control console	Instrumentation and console controls are positioned for easy visual and fingertip access.

Features and Benefits

Zero Turn Mowers

Z48, Z54, ZSR54 & ZSR60 Models

Features	Benefits
48", 54" & 60" Cutting widths	Sized right and priced right for residential owners.
1 1/2" to 4 1/2" Cutting height	Provides a good range of cutting heights in 1/4' increments for any type of turf grass.
Narrow drive tire stance	Provides good maneuverability. Allows for tight turns, yet gives a very stable platform over uneven ground.
High ground speed Z Models ZSR Models	Can mow a lot of grass in a short time. 6.5 mph forward and 4.5 mph reverse 7.2 mph forward and 4.5 mph reverse
Adjustable steering levers with comfort grip handles	Wide range of adjustments to accommodate almost any size of operator. Grips are designed for operator comfort and sustained productivity.
Stronger clean frame design	Integral frame and hydraulic reservoir construction reduces component clutter under the seat for easy cleanout and service access.
Single welded 10 gauge deck frame with reinforced edges	Makes a stronger deck and reduces unwanted flex.
Rapid deck height adjustment	The foot operated with spring assist deck lift and deck stop locator makes for a quick and easy precise cutting height adjustments.
Easy clean-out deck top	Deck allows air and debris move across the top for improved belt cooling and easy clean out.
Mid-mount deck design	Puts deck closer to operator's line of sight for more efficient and precise operation.
Floating deck design	Chain suspension design provides excellent flotation over uneven terrain.
Four anti-scalp rollers	Two located on deck ends and two located toward mid-decks keeps scalping to a minimum.
Hydro-Gear Zero-Turn Transaxle drive unit on each rear wheel	Each rear wheel has an integrated hydrostatic transaxle containing a pump with fan for cooling and drive motor. These units are self contained and maintenance free except for changing hydraulic filters.
ZT-3100™ Transaxles in the ZSR Models incorporate steel cut gears	Steel cut gears out perform powder metal gears in an abusive environment making steel cut gears cost affordable for high end users.
Wide rear turf tread tires	Offers excellent ground flotation and gentle on turf grasses. (Z Models: 4-bolt, 18 x 8.5 - 8 tires & ZSR Models: 5-bolt, 20 x 10 -10 tires)
Front ribbed tires mounted in heavy duty pivoting caster forks	Provide for a quick and durable turning response. (Z Models: 11 x 4-5 & ZSR Models: 13 x 5 -6)
(ZSR Models only) Lockable floating front axle	Floating front axle provides for smoother ride, more uniform cut, and optimal traction capability by keeping all tires equally in contact with the ground over uneven terrain. Axle lock provides for temporary curb or edge cutting without grounding or hanging up the deck.
Electric clutch control	Provides an easy smooth engagement of the mower blade drive system.
Single Kevlar drive belts	Drive belts made with Kevlar™ fiber provide long belt life. One hydrostatic pump drive belt and one deck drive belt is easier to maintain and not as expensive as multiple belt designs.
1 3/8" blade spindles mounted in ductile iron housings	Blade spindles and spindle housings are designed to handle heavy shock loads.
Accessible blade spindle zerks	Makes greasing the blade spindles easy.
Heavy duty heat treated Fusion® high lift blades	Made from highest quality .25" thick fusion treated steel for high wear and increase blade life. High lift design stands grass up before cutting.
High blade tip speed	Provides a clean quality cut. (18,300 fpm and higher)
Choice of engines	Proven Kawasaki or premium Briggs Intek Series engines meets customer preferences with power and performance to spare.
Electric start with choke control	Keyed ignition and manual choke control are placed for one-handed starting convenience.
Engine oriented for easy access	Oil dipstick, oil drain ports, air filter, oil filter, spark plugs, choke and throttle can be serviced from the rear verses the side.
Center mounted rear engine	Provides maximum mower stability, easy service access, increased leg room, and increased air flow around engine fins to extend engine life.

Designs, specifications, features and information are subject to change without notice.

Zero Turn Mowers

Z48, Z54, ZSR54 & ZSR60 Models

Engine air filtration	The Briggs & Stratton and smaller Kawasaki engines are provided with an internal proven 2-stage quick access filter cartridge. The Kawasaki engine is provided with a remote air intake that filters out 95 percent of airborne particles.
Isolated exhaust muffler	Muffler is hidden and tucked down under to reduce noise and provide protection against burns.
Ergonomically designed control console	Instrumentation and console controls are positioned for easy visual and fingertip access.
Hour meter	Measure actual engine run time to monitor service intervals.
Sleek styling twin six gallon fuel tanks with extra large fuel caps	12 Gallon fuel capacity for plenty of operating range and decreased down time. Extra large fuel openings for easy fueling. Fuel caps are placed inboard and center mounted to protect caps from damage and prevent overflow spills on inclines.
Fuel selector/shutoff valve	Provides on the go switching from one tank to another giving the operator time to finish the mowing job and to return to the refueling source before the mower stops running. Both tanks can be shutoff with this valve for servicing and storage.
Molded-in dual cup holders and storage compartments	Tanks are molded with cup holders that fit a wide variety of cups and are in easy access to the driver. A storage compartment molded next to the cups offer additional operator convenience.
Lever activated park brake	A manually activated over-center park brake lever located next to the operator's left side for easy activation and release of a spring applied pawl over cog brake in the transaxle. Mower will not move until brake is released.
Hinged seat platform	Provides easy service access to the compartment below the seat and is spring mounted for a smoother ride. Requires removal of only one bolt for quick access to components below.
Comfortable adjustable seat	Deluxe Cushion suspension with molded high back, adjustable arm rests and adjustable seat positioning for operator comfort and sustained productivity.
Seat safety interlocks	Rising off of the seat with blades engaged will cut engine power and stop blade rotation. Engine cannot be started with blade engagement switch in "on" position.
Bolted on floor platform	Provides service access to topside deck components. Requires removal of only 2 bolts for quick access.
Certified ROPS	Certified ROPS for added operator protection.
Electric deck lift option	Makes lifting and lowering the deck easier.
Sun canopy accessory	Makes mowing more comfortable on hot sunny days. Helps protects against harmful sun rays. Designed to fit the folding ROPS.

EPA Compliant Mowers

EPA approved six gallon fuel tanks with sight gauge, extra large tethered fuel caps and vent valve	12 Gallon fuel capacity for plenty of operating range and decreased down time. Extra large fuel openings for easy fueling. Fuel caps are EPA approved, non vented, placed inboard and center mounted to protect caps from damage and prevent overflow spills on inclines. EPA vent valve help stops fuel leaks in rollover accidents and sight gauge makes it easy to see low fuel level in tanks.
Fuel tanks are vented to the engine carburetor	Engine burns fuel vapors instead of vapors leaking into the atmosphere.

Designs, specifications, features and information are subject to change without notice.

Features and Benefits

Zero Turn Mowers

ZT360 & ZT372 Models

Features	Benefits
Cutting width of 60" or 72"	Sized right and priced right for ranch, estate owners, and commercial operators.
Cutting height of 1" to 5"	Provides a good range of cutting heights in 1/4" increments for any type of turf grass.
51 3/4" Outside drive tire stance	Provides excellent stability over uneven and hilly ground along with good maneuverability.
High ground speed	Forward 12 mph and reverse 6 mph for high productivity.
Adjustable steering levers with comfort grip handles	Wide range of adjustments to accommodate almost any size of operator. Grips are designed for operator comfort and sustained productivity.
Spring suspension seat platform	Helps smooth out the ride.
Strong deck design	New manufactured deck design has a great appearance on the outside, but tough parts on the inside. 3/16" Deck with 1/4" doubler plate, and a reinforced front edge.
Rapid deck height adjustment	The foot operated with spring assist deck lift and deck stop locator make for quick and easy precise cutting height adjustments.
Easy clean-out deck top	Deck allows air & debris to move across the top for improved belt cooling & easy clean out.
Snap-on deck belt guards	Deck belt guards can be hand removed easily without tools.
Excellent trim capability	Provides for good trim capability.
Mid-mount deck design	Puts deck closer to the operator's line of sight for more efficient and precise operation.
Floating deck design	Chain suspension design provides excellent flotation over uneven terrain.
Four anti-scalp rollers	Two located on deck ends and two located toward mid-deck keeps scalping to a minimum.
Completely independent twin hydrostatic drives	Separate expansion tanks eliminate the possibility of cross contamination.
Premium wide stance drive tires	Provide excellent traction, outstanding side-hill stability and a smooth ride.
Ribbed front tires mounted in heavy duty pivoting caster forks	Provide for a quick and reliable turning response.
Tele-Caster® wheel spindles	Spring loaded caster wheel spindles for superior shock absorption over rough terrain.
Lockable floating front axle	Floating front axle provides for smoother ride and optimal traction capability by keeping all tires equally in contact with the ground over uneven terrain. Locking front axle provides for a more uniform cut and curb or edge cutting without grounding or hanging up the deck.
Electric clutch control	Provides an easy smooth engagement of the mower blade drive system.
Kevlar drive belts	Drive belts made with Kevlar™ fiber provide long belt life. One hydrostatic pump drive belt and one deck drive belt.
1" blade spindles mounted in ductile iron housings	Additional 3/16" plate steel is added to the deck connecting the blade spindle housing mounts. Blade spindles, spindle housings and mounts are designed to handle heavy shock loads.
Accessible blade spindle zerks	Makes greasing the blade spindles easy.
Heavy duty heat treated Fusion® high lift blades	Made from highest quality .25" thick fusion treated steel for high wear and increase blade life. High lift design stands grass up before cutting.
High blade tip speed	Provides a clean quality cut. See specifications for actual speeds.
Battery located under the seat	Easy access to battery for servicing and maintaining.
Kawasaki engine	Proven engine to meet customer preferences with power and performance to spare.
Electric start with choke control	Keyed ignition and manual choke control are placed for one-handed starting convenience.
Engine oriented for easy access	Spark plugs, air filter, oil filter, & oil drain are placed easily within reach.
Center Mounted Rear Engine	Provides maximum mower stability, easy service access, increased leg room, and increased air flow around engine fins to extend engine life.
Remote Air Intake	All engines come standard with cyclonic type remote air intake to keep engines running clean and running longer.
Engine oil cooler	Keeps engine running at peak performance in warm weather conditions.
Isolated exhaust muffler	Muffler is hidden and tucked down under to reduce noise and provide protection against burns.

Features and Benefits

Zero Turn Mowers

ZT360 & ZT372 Models

Ergonomically designed control console	Instrumentation and console controls are positioned for easy visual or fingertip access.
Hour meter	Measure actual engine run time to monitor service intervals.
Sleek styling EPA approved twin six gallon fuel tanks with sight gauge, extra large tethered fuel caps and vent valve	12 Gallon fuel capacity for plenty of operating range and decreased downtime. Extra large fuel openings for easy fueling. Fuel caps are EPA approved, non vented, placed inboard and center mounted to protect caps from damage and prevent overflow spills on inclines. EPA vent valve helps stop fuel leaks in rollover accidents and sight gauge makes it easy to see low fuel level in tanks.
Fuel tanks are vented to the engine carburetor	Engine burns fuel vapors instead of vapors leaking into the atmosphere.
Fuel selector/shutoff valve	Provides on-the-go switching from one tank to another giving the operator time to finish the mowing job and to return to the refueling source before the mower stops running. Both tanks can be shutoff with this valve for servicing and storage.
Molded-in dual cup holders and storage compartments	Tanks are molded with cup holders that fit a wide variety of cups and are in easy access to the driver. A storage compartment molded next to the cups offer additional operator convenience.
Lever activated park brake	A manually activated over-center park brake lever located next to the operator's left side for easy activation and release of internal wet disk brakes. Mower will not move until brake is released.
Hinged seat platform	Tilts up for easy access to battery and drive components.
Comfortable adjustable seat	Deluxe Cushion or Molded Vinyl with suspension and adjustable positioning for operator comfort and sustained productivity.
Seat safety interlocks	Rising off of the seat with blades engaged will cut engine power and stop blade rotation. Engine cannot be started with blade engagement switch in "on" position.
Hinged floor pan	Provides quick and convenient service access to topside deck components without tools.
Certified ROPS	Certified ROPS for added operator protection.



P.O. Box 5060 • Salina, KS 67402-5060
(888) 987-7433 • www.landpride.com

**ATTACHMENT A: APPROVED CONTRACT SPECIFICATIONS BY CATEGORY AND LINE
ITEM FOR GROUND MAINTENANCE EQUIPMENT**

Page 1 of 18

NOTE: Where minimum engine horsepower and/or PTO horsepower is required for a specification item, the actual horsepower may vary below minimum specification by no greater than 10 percent.

----- CATEGORY 1: Heavy Duty Equipment -----

CATEGORY 1: Heavy Duty Equipment - Compact Tracked Loader

ITEM 1.

All compact track drive loader equipment offered as an equivalent shall meet or exceed the following minimum requirements:

- Diesel engine, minimum 80 horsepower:
- Rated operating capacity 2,500 pounds, minimum
- Rated operating capacity at 50% of tipping load 3,600 pounds, minimum
- Tipping load 7,300 pounds, minimum
- Automatic bucket leveling
- Reinforced rubber tracks
- Manufacturer standard bucket

CATEGORY 1: Heavy Duty Equipment - Compact Wheel Drive Skid Steer Loader

ITEM 2.

All compact wheel drive skid-steer loader equipment offered as an equivalent shall meet or exceed the following minimum requirements:

- Diesel engine, minimum 70 horsepower:
- Rated operating capacity 2,200 pounds, minimum
- Tipping load 4,300 pounds, minimum
- Automatic bucket leveling
- Manufacturer standard bucket

CATEGORY 1: Heavy Duty Equipment - Backhoe Loader

ITEM 3.

All backhoe loader equipment offered as an equivalent shall meet or exceed the following minimum requirements:

- Diesel engine, minimum 90 horsepower,
- 174" (14' 6") minimum backhoe standard dig depth
- 7,000 lbs. minimum loader bucket lift to full height
- ROPS operator cab
- Four wheel drive

----- CATEGORY 2: Tractors -----

CATEGORY 2: Extra Heavy Duty Tractor

ITEM 1.

All heavy duty tractor equipment offered as an equivalent shall meet or exceed the following minimum requirements:

- Diesel engine, minimum 130 horsepower:
- 540 RPM rear PTO, 115 horsepower minimum,
- 3-point hitch, 6,000 lbs minimum lift capacity at 24"
- MFWD front axle for on/off 4WD
- Fully enclosed cab

CATEGORY 2: Heavy Duty Tractor

ITEM 2.

All heavy duty tractor equipment offered as an equivalent shall meet or exceed the following minimum requirements:

- Diesel engine, minimum 90 horsepower,
- 540 RPM rear PTO, 75 horsepower minimum,
- 3-point hitch, 4,400 lbs minimum lift capacity at 24"
- Four wheel drive
- Enclosed cab

**ATTACHMENT A: APPROVED CONTRACT SPECIFICATIONS BY CATEGORY AND LINE
ITEM FOR GROUND MAINTENANCE EQUIPMENT**

Page 2 of 18

CATEGORY 2: Medium Duty Tractor

ITEM 3.

All medium duty tractor equipment offered as an equivalent shall meet or exceed the following minimum requirements:

- Diesel engine, minimum 60 horsepower,
- 540 RPM rear PTO, 50 horsepower minimum,
- 3-point hitch, 3,100 lbs minimum lift capacity at 24"
- Four wheel drive

CATEGORY 2: Compact Tractor

ITEM 4.

All compact tractor equipment offered as an equivalent shall meet or exceed the following minimum requirements:

- Diesel engine, minimum 30 horsepower,
- 540 RPM rear PTO, 20 horsepower minimum,
- 3-point hitch, 2,200 lbs minimum lift capacity at 24"
- Four wheel drive

CATEGORY 2: Sub-Compact Tractor

ITEM 5.

All sub-compact tractor equipment offered as an equivalent shall meet or exceed the following minimum requirements:

- Diesel engine, minimum 20 horsepower,
- 540 RPM rear PTO, 12 horsepower minimum,
- 3-point hitch, 650 lbs minimum lift capacity at 24"
- Four wheel drive or selectable two wheel drive / four wheel drive
-

----- CATEGORY 3: Tractor Towed PTO Driven Equipment -----

CATEGORY 3: Tractor Towed PTO Driven Mowers - Pull type gang mower, terrain following, on a tilting frame for transport, for heavy duty large area mowing on flat and uneven terrain:

ITEM 1.

All tractor towed PTO driven mowing equipment offered as an equivalent shall meet or exceed the following minimum requirements:

- Cutting width 20 feet
- (3) free floating mowing decks
- Drive line for tractor 3-point hitch and 540 RPM PTO
- 1" to 5" cutting height
- Rotary type cutting, (9) cutting blades
- 12" minimum diameter deck tires, pneumatic or semi-pneumatic
- Anti-scalping rollers or wheels

CATEGORY 3: Tractor Towed PTO Driven Mowers - Pull type gang mower, terrain following, on a tilting frame for transport, for general mowing on large areas, flat and uneven terrain, such as parks, golf courses, school yards, large recreation areas:

ITEM 2.

All tractor towed PTO driven mowing equipment offered as an equivalent shall meet or exceed the following minimum requirements:

- Cutting width of 15 feet
- (3) free floating mowing decks
- Drive line for tractor 3-point hitch and 540 RPM PTO
- 1" to 5" cutting height
- Rotary type cutting, (9) cutting blades
- 12" minimum diameter deck tires, pneumatic or semi-pneumatic
- Anti-scalping rollers or wheels

CATEGORY 3: Tractor Towed PTO Driven Mowers - Pull type gang mower, terrain following, on a tilting frame for transport, for finish mowing on medium area flat or uneven terrain:

ITEM 3.

All tractor towed PTO driven mowing equipment offered as an equivalent shall meet or exceed the following minimum requirements:

- Cutting width of 9 feet, minimum
- (5) free floating mowing decks
- Drive line for tractor 3-point hitch and 540 RPM PTO
- 1" to 3" cutting height
- (5) cutting blades
- 10" minimum diameter deck tires, pneumatic or semi-pneumatic
- Anti-scalping rollers or wheels

CATEGORY 3: Tractor Towed PTO Driven Mowers - Pull type gang mower, terrain following, on a tilting frame for transport, for finish mowing on medium to large area flat or uneven terrain:

ITEM 4.

All tractor towed PTO driven mowing equipment offered as an equivalent shall meet or exceed the following minimum requirements:

- Cutting width of 11 feet, minimum
- (3) free floating mowing decks
- Drive line for tractor 3-point hitch and 540 RPM PTO
- 1" to 5" cutting height
- (9) cutting blades
- 12" minimum diameter deck tires, pneumatic or semi-pneumatic
- Anti-scalping rollers or wheels

CATEGORY 3: Tractor Towed PTO Driven Mowers - Pull type multiple unit heavy duty flexible wing rotary cutter for wide area heavy duty brush cutting, land clearing, highway maintenance, heavy brush material up to 4" thick:

ITEM 5.

All tractor towed PTO driven rotary cutter equipment offered as an equivalent shall meet or exceed the following minimum requirements:

- Requires tractor PTO, 540 RPM
- Cutting width of 15 feet
- Heavy duty 10 gauge minimum thick steel decks, with 1/4" thick skirt
- (2) hydraulic lift wing sections
- Connects available for tractor 3-point hitch or pull type hitch
- 2" to 16" cutting height
- 1/2" thick extra heavy duty steel rotary cutting blades
- Cuts material up to 4" thick
- Slip clutch drive line protection
- Front and rear discharge shields
- Rear caster wheel(s)

CATEGORY 3: Tractor Towed PTO Driven Mowers - Pull type single unit heavy duty single unit rotary cutter for heavy duty brush cutting, land clearing, highway maintenance, heavy brush material up to 4" thick:

ITEM 6.

All tractor towed PTO driven rotary cutter equipment offered as an equivalent shall meet or exceed the following minimum requirements:

- Requires tractor PTO, 540 RPM
- Cutting width of 6 feet, minimum
- Heavy duty 7 gauge minimum thick steel deck
- Connects available for tractor 3-point hitch or pull type hitch
- 2" to 9" cutting height
- ½" minimum thick extra heavy duty steel rotary cutting blades
- Cuts material up to 3" thick
- Slip clutch drive line protection
- Front discharge shields
- Rear caster wheel(s)

CATEGORY 3: Tractor Towed PTO Driven Mowers - pull type single unit mower, for finish mowing on medium to small areas such as parks, school lawns, sports fields, golf course:

ITEM 7.

All tractor towed PTO driven mowing equipment offered as an equivalent shall meet or exceed the following minimum requirements:

- Cutting width of 48 inches
- Drive line for tractor 3-point hitch and 540 RPM PTO
- 1" to 4" cutting height
- (3) rotary cutting blades
- 10" minimum diameter deck tires, pneumatic or solid
- Rear cuttings discharge

CATEGORY 3: Tractor Towed PTO Driven Mowers - Pull type single unit mower, for finish mowing on medium to large areas such as parks, school lawns, sports fields, golf course, including areas with uneven terrain:

ITEM 8

All tractor towed PTO driven mowing equipment offered as an equivalent shall meet or exceed the following minimum requirements:

- Cutting width of 84 inches
- Drive line for tractor 3-point hitch and 540 RPM PTO
- 1½" to 4" cutting height
- (3) rotary cutting blades
- 10" minimum diameter deck tires, pneumatic or solid
- Rear cuttings discharge

CATEGORY 3: Tractor Towed PTO Driven Mowers - Pull type single unit air tunnel grooming mower, for finish mowing on medium to large areas for moist, rugged, or tall grass:

ITEM 9.

All tractor towed PTO driven mowing equipment offered as an equivalent shall meet or exceed the following minimum requirements:

- Cutting width of 72 inches
- Drive line for tractor 3-point hitch and 540 RPM PTO
- 1" to 4" cutting height
- (3) rotary cutting blades, offset for overlap
- 10" diameter deck tires, pneumatic or solid
- Side or rear cuttings discharge, with air lifting of cuttings

----- CATEGORY 4: Off Road Utility Vehicles -----

CATEGORY 4: Off Road Utility Vehicles - Heavy Duty 4x4 Diesel Service Truck

ITEM 1:

All heavy duty off road service vehicle equipment offered as an equivalent shall meet or exceed the following minimum requirements:

- Diesel engine, minimum 20 horsepower,
- (2) occupants plus cargo
- Power dumping cargo bed
- 50" x 45" x 10" deep cargo bed
- 1,400 lbs minimum payload capacity
- 1,200 lbs minimum towing capacity
- Four wheel drive

CATEGORY 4: Off Road Utility Vehicles - Medium Duty 4x4 Diesel Service Truck

ITEM 2.

All medium duty off road service vehicle equipment offered as an equivalent shall meet or exceed the following minimum requirements:

- Diesel engine, minimum 18 horsepower,
- (2) occupants plus cargo
- 40" x 45" x 9" deep cargo bed
- Tilting dump bed with tailgate
- 1,200 lbs minimum payload capacity
- 1,000 lbs minimum towing capacity
- Four wheel drive

CATEGORY 4: Off Road Utility Vehicles - Medium Duty 4x4 Gasoline Service Truck

ITEM 3.

All medium duty off road service vehicle equipment offered as an equivalent shall meet or exceed the following minimum requirements:

- Gasoline engine, minimum 18 horsepower,
- (2) occupants plus cargo
- 40" x 45" x 9" deep cargo bed
- 1,200 lbs minimum payload capacity
- 1,000 lbs minimum towing capacity
- Four wheel drive

CATEGORY 4: Off Road Utility Vehicles - Medium Duty 4x2 Gasoline Service Truck

ITEM 4.

All medium duty off road service vehicle equipment offered as an equivalent shall meet or exceed the following minimum requirements:

- Gasoline engine, minimum 14 horsepower,
- (2) occupants plus cargo
- 40" x 45" x 10" deep cargo bed
- Power tilting cargo bed
- 1,200 lbs minimum payload capacity
- 1,000 lbs minimum towing capacity
- Two wheel drive

CATEGORY 4: Off Road Utility Vehicles - Light Duty 4x2 Gasoline Service Truck

ITEM 5.

All light duty off road service vehicle equipment offered as an equivalent shall meet or exceed the following minimum requirements:

- Gasoline engine, minimum 10 horsepower,
- (2) occupants plus cargo
- 36" x 44" x 10" deep cargo bed
- 1,000 lbs minimum payload capacity
- 600 lbs bed load capacity
- Two wheel drive

CATEGORY 4: Off Road Utility Vehicles -Heavy Duty 4x2 Diesel Flatbed Truck

ITEM 6.

All heavy duty off road service vehicle equipment offered as an equivalent shall meet or exceed the following minimum requirements:

- Diesel engine, minimum 20 horsepower,
- (2) occupants plus cargo
- 63" x 46" x flatbed cargo bed
- Power tilting cargo bed
- 2,400 lbs minimum payload capacity
- 2,400 lbs minimum towing capacity
- Two wheel drive

CATEGORY 4: Off Road Utility Vehicles - Heavy Duty 4x2 Gasoline Flatbed Truck

ITEM 7.

All heavy duty off road service vehicle equipment offered as an equivalent shall meet or exceed the following minimum requirements:

- Gasoline engine, minimum 20 horsepower,
- (2) occupants plus cargo
- 63" x 46" x flatbed cargo bed
- Power tilting cargo bed
- 2,400 lbs minimum payload capacity
- 2,400 lbs minimum towing capacity
- Two wheel drive

CATEGORY 4: Off Road Utility Vehicles - Light Duty 4x2 Gasoline Flatbed Truck

ITEM 8.

All light duty off road service vehicle equipment offered as an equivalent shall meet or exceed the following minimum requirements:

- Gasoline engine, minimum 10 horsepower,
- (2) occupants plus cargo
- 44" x 48" x flatbed cargo bed
- 900 lbs minimum payload capacity
- 600 lbs bed load capacity
- Two wheel drive

----- CATEGORY 5: Self Propelled Riding Mowers -----

CATEGORY 5: Self Propelled Riding Mowers - Heavy duty wide coverage gang type rotary blades riding mower for large grass area mowing, and mowing of golf course rough turf:

ITEM 1.

All self propelled riding mowing equipment offered as an equivalent shall meet or exceed the following minimum requirements:

- 85 horsepower diesel engine, minimum,
- Cutting width of 16 feet
- (1) main deck and (2) wing decks
- 1" to 5" cutting height
- Hydraulic powered rotary cutting blades
- Hydrostatic all wheel drive
- Driver station with steering wheel and adjustable seat

CATEGORY 5: Self Propelled Riding Mowers - Medium duty wide coverage gang type rotary blade riding mower for large grass area mowing, mowing of golf course rough turf, and large grass sports fields:

ITEM 2.

All self propelled riding mowing equipment offered as an equivalent shall meet or exceed the following minimum requirements:

- 50 horsepower diesel engine, minimum,
- Cutting width of 10 feet
- (1) main deck and (2) wing decks
- 1" to 5" cutting height
- Hydraulic powered rotary cutting decks
- Full time all wheel drive
- Driver station with steering wheel and adjustable seat

CATEGORY 5: Self Propelled Riding Mowers - Medium duty wide coverage single deck type rotary blade riding mower for large grass area mowing, mowing of golf course rough turf, and large grass sports fields:

ITEM 3.

All self propelled riding mowing equipment offered as an equivalent shall meet or exceed the following minimum requirements:

- 50 horsepower diesel engine, minimum,
- Cutting width of 10 feet
- (1) main deck with swing-up side deck sections for (3) cut widths
- 1" to 5" cutting height
- Hydraulic powered rotary cutting blades
- Full time all wheel drive
- Driver station with steering wheel and adjustable seat

CATEGORY 5: Self Propelled Riding Mowers - Wide coverage gang reel type riding mower for large grass area medium finish mowing, and mowing of golf course fairway turf:

ITEM 4.

All self propelled riding mowing equipment offered as an equivalent shall meet or exceed the following minimum requirements:

- 30 horsepower diesel engine,
- Cutting width of 8 feet
- (5) reel mowing units
- 0.25" to 2" cutting height
- Hydraulic powered mowing reels
- Hydrostatic all wheel drive
- Driver station with steering wheel and adjustable seat

CATEGORY 5: Self Propelled Riding Mowers - Gang reel type riding mower for small to medium area finish mowing, and mowing of golf course rough, trim, and surrounds areas turf:

ITEM 5.

All self propelled riding mowing equipment offered as an equivalent shall meet or exceed the following minimum requirements:

- 18 horsepower diesel engine,
- Cutting width of 72 inches or 84 inches
- (3) reel mowing units
- 0.375" to 2" cutting height
- Hydraulic powered mowing reels
- Hydrostatic all wheel drive
- Driver station with steering wheel and adjustable seat

CATEGORY 5: Self Propelled Riding Mowers - Gang reel type riding mower for small to medium area very fine finish mowing, and mowing of golf course greens:

ITEM 6.

All self propelled riding mowing equipment offered as an equivalent shall meet or exceed the following minimum requirements:

- 16 horsepower diesel engine,
- Cutting width of 59 inches
- (3) reel mowing units
- 0.062" to 0.297" or .0258" to 1" cutting heights
- Drive shaft powered mowing reels
- Hydrostatic all wheel drive
- Driver station with steering wheel and adjustable seat

CATEGORY 5: Self Propelled Riding Mowers - Zero turn type rotary blade riding mower for medium and large size area general mowing and lawn area maintenance:

ITEM 7.

All self propelled riding mowing equipment offered as an equivalent shall meet or exceed the following minimum requirements:

- 30 horsepower diesel engine,
- Cutting width of 72 inches
- (3) rotary mowing blades
- 1½" to 5" cutting height
- Drive shaft driven cutter deck
- Hydrostatic two wheel drive
- Driver station with adjustable seat or control arms

CATEGORY 5: Self Propelled Riding Mowers - Zero turn type rotary blade riding mower for medium size area general mowing:

ITEM 8.

All self propelled riding mowing equipment offered as an equivalent shall meet or exceed the following minimum requirements:

- 25 horsepower gasoline engine,
- Cutting width of 60 inches, minimum
- (3) rotary mowing blades
- 1½" to 5" cutting height
- Drive shaft driven cutter deck
- Two wheel drive
- Driver station with adjustable seat or control arms
- Anti-scalping wheels or rollers

**CATEGORY 5: Self Propelled Riding Mowers:
Zero turn type rotary blade riding mower for small to medium size area general mowing and lawn area maintenance:**

ITEM 9.

All self propelled riding mowing equipment offered as an equivalent shall meet or exceed the following minimum requirements:

- 20 horsepower gasoline engine,
- Cutting width of 50 inches, minimum
- (3) rotary mowing blades
- 1½" to 5" cutting height
- Belt driven cutter deck
- Two wheel drive
- Driver station with adjustable seat or control arms
- Anti-scalping wheels or rollers

**CATEGORY 5: Self Propelled Riding Mowers -
Zero turn type rotary blade riding mower for small size area general mowing and lawn area maintenance:**

ITEM 10.

All self propelled riding mowing equipment offered as an equivalent shall meet or exceed the following minimum requirements:

- 18 horsepower gasoline engine,
- Cutting width of 48 inches
- (2) rotary mowing blades
- 1½" to 4 ½" cutting height
- Belt driven cutter deck
- Two wheel drive
- Driver station with adjustable seat or control arms
- Anti-scalping wheels or rollers

----- CATEGORY 6: Walk-Behind Mowing Equipment -----

CATEGORY 6: Walk-Behind Mowing Equipment - Walk-behind self propelled rotary blade mower for medium size area general mowing and lawn area maintenance:

ITEM 1.

All walk-behind mowing equipment offered as an equivalent shall meet or exceed the following minimum requirements:

- 14 horsepower gasoline engine,
- Cutting width of 48 inches, minimum
- (3) rotary mowing blades
- 1½" to 4" cutting height
- Belt driven cutter deck
- 5-speed transmission or hydrostatic to drive wheel
- Manual engine starting
- Handle mounted controls
- Anti-scalping wheels or rollers

CATEGORY 6: Walk-Behind Mowing Equipment: - Walk-behind self propelled rotary blade mower for small size area general mowing and lawn area maintenance:

ITEM 2.

All walk-behind mowing equipment offered as an equivalent shall meet or exceed the following minimum requirements:

- 5 horsepower gasoline engine,
- Cutting width of 21 inches
- (1) rotary mowing blade
- 1" to 3" cutting height
- Crankshaft driven cutter blade
- 3-speed transmission to drive wheel
- Rear discharge, with bag and mulch plug
- Handle mounted controls

CATEGORY 6: Walk-Behind Mowing Equipment - Walk-behind self propelled reel type mower for finish mowing of golf greens:

ITEM 3.

All walk-behind mowing equipment offered as an equivalent shall meet or exceed the following minimum requirements:

- 4 horsepower gasoline engine,
- Cutting width of 21 inches, minimum
- (1) 11-blade cutting reel
- 1/8" to 7/16" cutting height
- Belt or chain drive cutting reel
- Clutch engagement drive to drive wheel
- Handle mounted controls
- Grass basket

-----CATEGORY 7: Turf Maintenance & Material Handling Equipment -----

CATEGORY 7: Turf Maintenance Equipment - Tractor towed material handler and large area hydraulic driven top dresser for lawn area maintenance, material handling, and golf course sand trap maintenance:

ITEM 1.

All towed top dresser equipment offered as an equivalent shall meet or exceed the following minimum requirements:

- Minimum hopper capacity 4 cubic yards
- Adjustable spreading width of 9' to 35', minimum, with broadcast spinner attachment
- Towing tractor hydraulic system activates unit
- 30" wide conveyor belt
- Metering rear gate
- Swiveling cross conveyor attachment
- 11,500 pounds payload

CATEGORY 7: Turf Maintenance Equipment - Tractor towed large area hydraulic driven top dresser for lawn area maintenance:

ITEM 2.

All towed top dresser equipment offered as an equivalent shall meet or exceed the following minimum requirements:

- Minimum hopper capacity 2.5 cubic yards
- Spreading width of 72 inches
- Towing tractor hydraulic system activates unit
- 72" wide conveyor belt
- Metering rear gate
- Hydraulic driven finishing brush
- 11,000 pounds payload
- Option for tractor PTO drive

**CATEGORY 7: Turf Maintenance Equipment:
Ground driven top dresser for medium to large lawn area maintenance:**

ITEM 3.

All ground driven top dresser equipment offered as an equivalent shall meet or exceed the following minimum requirements:

- Minimum hopper capacity 2 cubic yards
- Spreading width of 60 inches, minimum
- Ground drive wheels activate unit when towed
- 9" diameter brush
- 60" wide conveyor belt
- Metering rear gate
- Clutch for conveyor and brush drive
- 6,000 pounds payload

**CATEGORY 7: Turf Maintenance Equipment:
Ground driven top dresser for small to medium lawn area maintenance:**

ITEM 4

All ground driven top dresser equipment offered as an equivalent shall meet or exceed the following minimum requirements:

- Minimum hopper capacity 25 cubic feet
- Spreading width of 60 inches
- Ground drive wheels activate unit when towed
- 9" diameter brush
- 60" wide conveyor belt
- Metering rear gate
- Clutch for conveyor and brush drive
- 2,000 pounds payload

**CATEGORY 7: Turf Maintenance Equipment - Truck mounted broadcast spinner
type top dresser for small to medium lawn area maintenance:**

ITEM 5.

All truck mounted top dresser equipment offered as an equivalent shall meet or exceed the following minimum requirements:

- Minimum hopper capacity 18 cubic feet
- Spreading width of 15' to 30' with broadcast spinner
- Mounts on off road service vehicle with flatbed
- Uses carry vehicle hydraulic system for activation
- 18" wide conveyor belt
- Metering rear gate
- 1/32 inch to 1/4 inch spread depth

**CATEGORY 7: Turf Maintenance Equipment - Truck mounted drop type top dresser
for small lawn area maintenance:**

ITEM 6.

All truck mounted top dresser equipment offered as an equivalent shall meet or exceed the following minimum requirements:

- Minimum hopper capacity 18 cubic feet
- Spread width of 60"
- Mounts on off road service vehicle with flatbed
- Uses carry vehicle hydraulic system for activation
- 60" wide conveyor belt
- Metering rear gate
- Variable application rate

----- CATEGORY 8: Recreation Area Equipment -----

**CATEGORY 8: Recreation area Equipment - Self propelled riding ball field and golf
course bunker conditioner:**

ITEM 1.

All self propelled riding ball field conditioning equipment offered as an equivalent shall meet or exceed the following minimum requirements:

- 12 horsepower gasoline engine,
- 3-wheel Hydrostatic drive
- Adjustable driver seat with steering wheel
- Uses a variety of attachments for grounds conditioning, which may include, but not limited to:
 - Leveling blade
 - Field rake or finisher
 - Drag mat
 - Scarifier
 - Grooming broom or brush

**CATEGORY 8: Recreation area Equipment - Self propelled Electric riding ball field
conditioner:**

ITEM 2.

All self propelled riding ball field conditioning equipment offered as an equivalent shall meet or exceed the following minimum requirements:

- 5 peak horsepower, 48 volt DC electric motor
- (4) 12 volt deep cycle batteries
- Charging system for 110 VAC or 220 VAC input
- Direct drive motor to rear wheels transaxle
- Adjustable driver seat with steering wheel
- Uses a variety of attachments for grounds conditioning, which may include, but not limited to:
 - Leveling blade
 - Field rake or finisher
 - Drag mat
 - Scarifier
 - Grooming broom or brush

CATEGORY 8: Recreation area Equipment - Towed ball field scarifier, rake, and surface conditioner:

ITEM 3.

All towed ball field conditioning equipment offered as an equivalent shall meet or exceed the following minimum requirements:

- Towed behind small tractor or off road service vehicle
- Basic unit with locked and float position selection
- Basic towed unit 70" minimum width
- Uses a variety of attachments for grounds conditioning, which may include, but not limited to:
 - Heavy duty scarifier
 - Light duty scarifier
 - Double brush broom

CATEGORY 8: Recreation area Equipment - Walk-behind self propelled field line painter:

ITEM 4.

All walk behind line painting equipment offered as an equivalent shall meet or exceed the following minimum requirements:

- 3 HP Gasoline engine, drives unit and paint pump system,
- 3-wheel tricycle chassis, with pneumatic tires
- Self propelled, with handle mounted drive engagement
- Variable line width, 2" to 6" wide
- Agitation system to keep paint mixed
- 10 gallons minimum capacity line paint tank

----- CATEGORY 9: Aerator Equipment -----

CATEGORY 9: Aerator Equipment - Tractor towed PTO driven large area aerator:

ITEM 1.

All tractor towed aerator equipment offered as an equivalent shall meet or exceed the following minimum requirements:

- 98" minimum aeration width
- Up to 5" aeration depth capability
- 3-point tractor hitch towed, tractor PTO driven
- 540 RPM tractor PTO required, 2,300 pounds 3-point hitch lift capacity
- Choice of coring or solid tines

CATEGORY 9: Aerator Equipment - Tractor towed PTO driven deep tine aerator:

ITEM 2.

All tractor towed aerator equipment offered as an equivalent shall meet or exceed the following minimum requirements:

- 72" minimum aeration width
- Minimum 8" aeration depth capability
- 3-point tractor hitch towed, tractor PTO driven
- 540 RPM tractor PTO required, 2,800 pounds 3-point hitch lift capacity
- Choice of coring or solid tines

CATEGORY 9: Aerator Equipment - Self propelled small to medium area walk-behind aerator:

ITEM 3.

All walk-behind aerator equipment offered as an equivalent shall meet or exceed the following minimum requirements:

- 48" aeration width
- Up to 4" aeration depth capability
- 20 horsepower gasoline engine,
- 7.5 gallon fuel tank
- 3-wheel hydrostatic drive system

CATEGORY 9: Aerator Equipment - Self propelled small area walk-behind aerator:

ITEM 4.

All walk-behind aerator equipment offered as an equivalent shall meet or exceed the following minimum requirements:

- 31" aeration width
- Up to 3" aeration depth capability
- 20 horsepower gasoline engine,
- 5 gallon fuel tank
- 2 wheel drive system

----- CATEGORY 10: Debris Blower Equipment -----

CATEGORY 10: Blower Equipment - Towed engine driven debris blower, to be towed behind an off road service vehicle:

ITEM 1.

All truck towed engine driven blower equipment offered as an equivalent shall meet or exceed the following minimum requirements:

- 20 horsepower gasoline engine,
- Turbine fan
- Single nozzle blower air chute, 360 degrees rotation
- 5 gallon fuel tank
- Remote control of unit from vehicle driver station, to include blower air chute rotation

CATEGORY 10: Blower Equipment - Tractor Towed PTO driven debris blower, medium air volume:

ITEM 2

All tractor towed PTO driven blower equipment offered as an equivalent shall meet or exceed the following minimum requirements:

- 540 RPM PTO powered
- 3-point hitch mounted
- Single nozzle blower air chute, 180 degrees rotation
- 6,000 Cubic feet per minute (CFM) air flow
- Turf protection roller

CATEGORY 10: Blower Equipment - Tractor Towed PTO driven debris blower, high air volume:

ITEM 3.

All tractor towed PTO driven blower equipment offered as an equivalent shall meet or exceed the following minimum requirements:

- 540 RPM PTO powered
- 3-point hitch mounted
- Single nozzle blower air chute, 180 degrees rotation
- 7,000 Cubic feet per minute (CFM) air flow, minimum
- Turf protection roller

----- CATEGORY 11: Seeding Equipment -----

CATEGORY 11: Seeding Equipment - Tractor Towed PTO driven overseeder equipment for large area seeding:

ITEM 1.

All tractor towed PTO driven over seeding equipment offered as an equivalent shall meet or exceed the following minimum requirements:

- Tractor PTO powered, 540 RPM
- 3-point hitch mounted
- 72" seeding width
- 0" to 1½" seed depth
- Slip clutch drive line protection
- 5 bushel waterproof seed box with seed agitator
- Soil slicing knives for seed deposit

CATEGORY 11: Seeding Equipment - Tractor Towed ground driven overseeder equipment for medium area seeding:

ITEM 2.

All tractor towed ground driven over seeding equipment offered as an equivalent shall meet or exceed the following minimum requirements:

- 3-point hitch mounted
- 48" seeding width
- 0" to 1½" seed depth
- 3 bushel seed box
- Metering seed cups

CATEGORY 11: Seeding Equipment - Walk-Behind self propelled overseeder equipment for small area seeding:

ITEM 3.

All walk behind self propelled over seeding equipment offered as an equivalent shall meet or exceed the following minimum requirements:

- 11 horsepower gasoline engine
- V-belt drive
- 19" seeding width
- 0" to 1½" seed depth
- Belt tightening clutch drive
- .8 cubic ft. seed box
- Soil slicing system for seed deposit
- Seed metering system

----- CATEGORY 12: Spraying Equipment -----

CATEGORY 12: Spraying Equipment - Self propelled riding boom type sprayer:

ITEM 1.

All self propelled riding boom type sprayer equipment offered as an equivalent shall meet or exceed the following minimum requirements:

- 30 horsepower diesel engine,
- Hydrostatic drive
- 10 gallons fuel tank
- 18 ft. 3-section folding spray boom, with break-away protection
- 300 gallons spray solution tank
- Enclosed driver cab

CATEGORY 12: Spraying Equipment - Trailer mounted boom type sprayer:

ITEM 2.

All trailer mounted sprayer equipment offered as an equivalent shall meet or exceed the following minimum requirements:

- Gasoline engine driven spray media pump,
- 200 gallons fiberglass or polyethylene spray media tank
- Media agitation system in tank
- 18 ft. 3-section folding spray boom, with break-away protection
- Hand held tree sprayer with 100 ft. of hose
- 50 ft. minimum tree spray height
- Spray control system

CATEGORY 12: Spraying Equipment - Off road service vehicle mounted boom type sprayer:

ITEM 3.

All service vehicle mounted sprayer equipment offered as an equivalent shall meet or exceed the following minimum requirements:

- Mounts on heavy duty flatbed off road service vehicle
- Uses carry vehicle hydraulic system for spray pump drive
- 200 gallons fiberglass or polyethylene spray media tank
- Media agitation system in tank
- 3-section folding spray boom, with break-away protection
- Hand held spray gun capability with 50 ft. minimum hose
- 200 psi available spray pressure
- Spray control system

----- CATEGORY 13: Hand Held Equipment -----

CATEGORY 13: Hand Held Equipment - Gasoline powered string trimmer:

ITEM 1.

All hand held equipment offered as an equivalent shall meet or exceed the following minimum requirements:

- Minimum 28cc gasoline engine,
- 17" width of cut
- Weight of 14 pounds or less
- Straight shaft, 58" minimum length
- Minimum fuel capacity 17 ounces
- Dual trimmer line head

CATEGORY 13: Hand Held Equipment - Gasoline powered backpack mounted blower unit:

ITEM 2.

All hand held equipment offered as an equivalent shall meet or exceed the following minimum requirements:

- Minimum 60cc gasoline engine,
- Tube mounted throttle
- Weight of 25 pounds or less
- Minimum 45 ounce fuel tank capacity
- Back rest and shoulder straps
- Minimum air volume with tube 700 cubic feet per minute
- Exit air speed up to 200 MPH minimum
- 75 Db(A) maximum noise level

CATEGORY 13: Hand Held Equipment - Gasoline powered Chain Saw:

ITEM 3.

All hand held equipment offered as an equivalent shall meet or exceed the following minimum requirements:

- Minimum 50cc gasoline engine
- Minimum 3 horsepower,
- 18" bar length
- Weight of 13 pounds or less
- Chain stop brake
- Minimum fuel capacity 12 ounces
- Vibration reduction system

CATEGORY 13: Hand Held Equipment - Gasoline powered Backpack Sprayer:

ITEM 4.

All hand held equipment offered as an equivalent shall meet or exceed the following minimum requirements:

- Minimum 21cc gasoline engine,
- Minimum 16 ounces fuel capacity
- Minimum 5 gallon media tank
- Metal spray wand
- 20 ft. spray distance
- Minimum 140 psi rating
- Shoulder strap system

----- CATEGORY 14: Miscellaneous Equipment -----

CATEGORY 14: Miscellaneous Equipment - Ground driven towed fertilizer and sand/salt broadcast spreader:

ITEM 1.

All ground driven towed fertilizer spreader equipment offered as an equivalent shall meet or exceed the following minimum requirements:

- Hopper capacity holds 800 pounds of material
- Equipment is ground wheel driven, no motor drives
- Broadcast spreading of fertilizer up to 50 feet total width
- Spreading of sand and road salts up to 18 feet total width
- Choice of traction profile tires or lawn flotation tires

CATEGORY 14: Miscellaneous Equipment - Tractor Towed PTO driven artificial turf sweeper:

ITEM 2.

All tractor towed PTO driven artificial turf sweeper equipment offered as an equivalent shall meet or exceed the following minimum requirements:

- Tractor PTO driven, 540 RPM
- 3-point hitch mounted, 1,550 lbs lift
- 60" width of sweeping path
- Rotary brush
- Turbine fan
- Filter and sifter

CATEGORY 14: Miscellaneous Equipment - Tractor towed engine driven vacuum turf sweeper:

ITEM 3.

All towed engine driven turf vacuum sweeper equipment offered as an equivalent shall meet or exceed the following minimum requirements:

- 20 horsepower gasoline engine,
- ¾" pin type hitch
- 5 cubic yards capacity debris hopper
- 60 inch sweep width
- Spring loaded flex tip reel for small debris pick up

CATEGORY 14: Miscellaneous Equipment - Walk-Behind self propelled sod cutter:

ITEM 4.

All walk behind self propelled sod cutter equipment offered as an equivalent shall meet or exceed the following minimum requirements:

- 5 horsepower gasoline engine,
- V-belt drive
- 18" sod cutting width
- Sod cutting thickness adjustable to 2½"
- Minimum of (2) forward speeds
- Clutch operation at handle controls

	A	B	C	D	E	F	G	I	J	K	L	M
2	ATTACHMENT B: PRICING INFORMATION (Rev. 1-16-13)	CONTRACT NUMBER: E194-1485 CHANGE NOTICE #1 EFFECTIVE FEBRUARY 1, 2013 (CHANGES MADE TO THIS CONTRACT IS INDICATED IN RED HIGHLIGHTS)								CONTRACTOR: The Toro Company		
3	Ground Maintanance Equipment Awarded Contract with Contractors Published Pricing and Firm Discounts, AWARDED "MARKET BASKET" CATEGORIES WITH LINE ITEMS PER CATEGORY, CONTRACTOR, CONTACT, AND DELIVERY INFORMATION									8111 Lyndale Avenue South Bloomington, Minnesota 55420-1196 Contact: Peter Whitacre Telephone: 952-888-8801 Fax: 952-887-8258		
4			DESCRIPTION (Reference Attachment A for detailed specifications)									
5								QTY		MFG. List Price	LESS % of DISCOUNT =	UNIT PRICE AFTER DISCOUNT
6												
7	CATEGORY 4: OFF ROAD UTILITY VEHICLES											
8	ITEM 1		Heavy Duty 4x4 Diesel Service Truck - Toro Workman HDX-D 4WD - Model #: 07371 Manufacturer's Order Codes: 07371,117-4837					1		32,461.00	20.00%	\$25,453.64
9												
10	ITEM 3		Medium Duty 4x4 Gasoline Service Truck - Workman HDX 4WD: Model #: 07367 - Manufacturer's Order Codes 07367, 117-4837					1		25,575.00	20.00%	\$19,273.64
11												
12	ITEM 4		Medium Duty 4x2 Gasoline Service Truck - Toro Workman MDX, Manufacturer's Order Codes 07273, 07381					1		12,899.00	20.00%	\$9,976.00
13												
14			Toro MDX-D model 07359 (Base Machine only)					1		14,354.00	20.00%	\$11,483.20
15												
16	ITEM 5		Light Duty 4x2 Gasoline Service Truck - Toro Workman MD; Model #: 07279 - Manufacturer's Order Codes 07279					1		9,802.00	20.00%	\$7,581.60
17												
18			Workman MDE 07299 (Base Machine only)					1		12,710.00	20.00%	\$10,168.00
19												
20	ITEM 6		Heavy Duty 4x2 Diesel Flatbed Truck - Toro Diesel Workman HD, Model #: 07368 - Manufacturer's Order Codes / Numbers for above item: 07368, 117-4837					1		27,239.00	20.00%	\$21,185.64
21												
22			Toro Workman HDX-D 07368 (Base Machine only)					1		26,914.00	20.00%	\$21,531.20
23												
24	ITEM 7		Heavy Duty 4x2 Gasoline Flatbed Truck - Toro Gasoline Workman HD, Model #: 07369: Model #: 07369 - Manufacturer's Order Codes 07369, 117-4837					1		21,980.00	20.00%	\$16,917.64
25												
26	ITEM 8		Light Duty 4x2 Gasoline Flatbed Truck - Workman MD; Model #: 07279 - Manufacturer's Order Codes 07279					1		9,802.00	20.00%	\$7,581.60
27												
28			Workman MDE 07299 (Base Machine only)					1		12,710.00	20.00%	\$10,168.00
29												
30			PERCENTAGE OF DISCOUNT (%) FOR THE MANUFACTURER'S ATTACHMENTS/IMPLEMENTS FOR "ADDITIONAL LINE ITEMS" - CATEGORY 4/Item 1,3,4,5,6,7,8:								20.00%	
31												
32												

	A	B	C	D	E	F	G	I	J	K	L	M
2	ATTACHMENT B: PRICING INFORMATION (Rev. 1-16-13)	CONTRACT NUMBER: E194-1485 CHANGE NOTICE #1 EFFECTIVE FEBRUARY 1, 2013 (CHANGES MADE TO THIS CONTRACT IS INDICATED IN RED HIGHLIGHTS)								CONTRACTOR: The Toro Company		
3	Ground Maintanance Equipment Awarded Contract with Contractors Published Pricing and Firm Discounts. AWARDED "MARKET BASKET" CATEGORIES WITH LINE ITEMS PER CATEGORY, CONTRACTOR, CONTACT, AND DELIVERY INFORMATION									8111 Lyndale Avenue South Bloomington, Minnesota 55420-1196 Contact: Peter Whitacre Telephone: 952-888-8801 Fax: 952-887-8258		
33	CATEGORY 5: SELF PROPELLED RIDING MOWERS											
34	ITEM 1		Jacobsen HR9016, Toro Groundsmaster 5900D: Heavy duty wide coverage gang type rotary blades riding mower for large grass area mowing, and mowing of golf course rough turf:Model #: 31598 - Manufacturer's Order Codes 31598					1		97,094.00	20.00%	\$77,675.20
35												
36			Toro Groundsmaster 5910 31599 (Base Machine only)					1		117,084.00	20.00%	\$93,667.20
37												
38	ITEM 2		Toro Groundsmaster 4000D: Medium duty wide coverage gang type rotary blade riding mower for large grass area mowing, mowing of golf course rough turf, and large grass sports fields: Model #: 30448 - Manufacturer's Order Codes 30448					1		69,129.00	20.00%	\$51,954.40
39												
40			Toro Groundsmaster 4010 30446 (Base Machine only)					1		86,031.00	20.00%	\$68,824.80
41												
42	ITEM 3		Toro Groundsmaster 4100D, or equivalent: Medium duty wide coverage single deck type rotary blade riding mower for large grass area mowing, mowing of golf course rough turf, and large grass sports fields: Model #: 30449- Manufacturer's Order Codes 30449					1		69,191.00	20.00%	\$52,000.80
43												
44			Toro Groundsmaster 4110 30447 (Base Machine only)					1		86,271.00	20.00%	\$69,016.80
45												
46	ITEM 4		Toro Reelmaster 5510D, or equivalent: Wide coverage gang reel type riding mower for large grass area medium finish mowing, and mowing of golf course fairway turf: Reelmaster 5510, Model #: 03680; Manufacturer's Order Codes Numbers for above item: _03680, 03697(qty 5), 03671 110-9600(qty 5)					1		64,665.80	20.00%	\$48,586.28
47												
48			Toro Reelmaster 5610 03690 traction unit (Base Machine only)					1		46,081.00	20.00%	\$36,864.80
49												
50			Toro Reelmaster 5210 03660 traction unit (Base Machine only)					1		37,154.00	20.00%	\$29,723.20
51												
52			Toro Reelmaster 5410 03670 traction unit (Base Machine only)					1		40,669.00	20.00%	\$32,535.20
53												
54	ITEM 5		Toro Reelmaster 3100D, or equivalent: Gang reel type riding mower for small to medium area finish mowing, and mowing of golf course rough, trim, and surrounds areas turf: RM3100-D; Model #: 03170 - Manufacturer's Order Codes: 03170, 03181 (qty 3), 03172, 110-9600 (qty 3)					1		35,669.52	20.00%	\$27,249.69
55												
56			Toro reelmaster 3100 sidewinder 03171 traction unit (Base Machine only)					1		25,706.00	20.00%	\$20,564.80
57												

	A	B	C	D	E	F	G	I	J	K	L	M
2	ATTACHMENT B: PRICING INFORMATION (Rev. 1-16-13)	CONTRACT NUMBER: E194-1485 CHANGE NOTICE #1 EFFECTIVE FEBRUARY 1, 2013 (CHANGES MADE TO THIS CONTRACT IS INDICATED IN RED HIGHLIGHTS)								CONTRACTOR: The Toro Company		
3	Ground Maintanance Equipment Awarded Contract with Contractors Published Pricing and Firm Discounts. AWARDED "MARKET BASKET" CATEGORIES WITH LINE ITEMS PER CATEGORY, CONTRACTOR, CONTACT, AND DELIVERY INFORMATION								8111 Lyndale Avenue South Bloomington, Minnesota 55420-1196 Contact: Peter Whitacre Telephone: 952-888-8801 Fax: 952-887-8258			
58	ITEM 6		Toro Greensmaster 3250D: Gang reel type riding mower for small to medium area very fine finish mowing, and mowing of golf course greens: Model #: 04384- Manufacturer's Order Codes 04384, 04624 (Qty 3), 04626, 04477				1		43,030.00	20.00%	\$33,408.80	
59												
60			Toro Greensmaster 3150 04358 traction unit (Base Machine only)				1		26,555.00	20.00%	\$21,244.00	
61												
62			Toro Greensmaster 3300 04510 traction unit (Base Machine only)				1		29,066.00	20.00%	\$23,252.80	
63												
64			Toro Greensmaster 3400 04520 traction unit (Base Machine only)				1		32,626.00	20.00%	\$26,100.80	
65												
66			Toro Greensmaster 3320 04530 traction unit (Base Machine only)				1		31,866.00	20.00%	\$25,492.80	
67												
68			Toro Greensmaster 3420 04540 traction unit (Base Machine only)				1		35,261.00	20.00%	\$28,208.80	
69												
70	ITEM 7		Toro Groundsmaster 360: Zero turn type rotary blade riding mower for medium and large size area general mowing and lawn area maintenance: Model #: 30536; Manufacturer's Order Codes 30536, 30549				1		28,453.00	20.00%	\$22,223.20	
71												
72			Toro GM360 side discharge deck 30534 (Base Machine only)				1		27,760.00	20.00%	\$22,208.00	
73												
74			Toro GM360 4WD 30537 (Base Machine only)				1		32,126.00	20.00%	\$25,700.80	
75												
76			Toro GM360 base deck 4WD 30539 (Base Machine only)				1		32,272.00	20.00%	\$25,817.60	
77												
78			Toro GM360 4WD with cab 30540 (Base Machine only)				1		48,221.00	20.00%	\$38,576.80	
79												
80			Toro GM360 4WD base deck with cab 30542 (Base Machine only)				1		48,221.00	20.00%	\$38,576.80	
81												
82			Toro GM7200 72" side discharge 30360 (Base Machine only)				1		22,087.00	20.00%	\$17,669.60	
83												
84			Toro GM7210 72" side discharge 30363 (Base Machine only)				1		25,450.00	20.00%	\$20,360.00	
85												
86			Toro GM7210 winter only 30381 (Base Machine only)				1		20,899.00	20.00%	\$16,719.20	
87												
88			Toro GM7200 72" base deck 30461 (Base Machine only)				1		22,159.00	20.00%	\$17,727.20	

	A	B	C	D	E	F	G	I	J	K	L	M
2	ATTACHMENT B: PRICING INFORMATION (Rev. 1-16-13)	CONTRACT NUMBER: E194-1485 CHANGE NOTICE #1 EFFECTIVE FEBRUARY 1, 2013 (CHANGES MADE TO THIS CONTRACT IS INDICATED IN RED HIGHLIGHTS)								CONTRACTOR: The Toro Company		
3	Ground Maintanance Equipment Awarded Contract with Contractors Published Pricing and Firm Discounts. AWARDED "MARKET BASKET" CATEGORIES WITH LINE ITEMS PER CATEGORY, CONTRACTOR, CONTACT, AND DELIVERY INFORMATION									8111 Lyndale Avenue South Bloomington, Minnesota 55420-1196 Contact: Peter Whitacre Telephone: 952-888-8801 Fax: 952-887-8258		
89												
90				Toro GM7200 62" base deck 30462 (Base Machine only)				1		21,785.00	20.00%	\$17,428.00
91												
92				Toro GM7210 72" base deck 30464 (Base Machine only)				1		25,677.00	20.00%	\$20,541.60
93												
94				Toro GM7210 62" base deck 30465 (Base Machine only)				1		25,287.00	20.00%	\$20,229.60
95												
96				Toro GM7200 60" side discharge 30467 (Base Machine only)				1		22,007.00	20.00%	\$17,605.60
97												
98				Toro GM7210 60" side discharge 30468 (Base Machine only)				1		24,855.00	20.00%	\$19,884.00
99				PERCENTAGE OF DISCOUNT (%) FOR THE MANUFACTURER'S ATTACHMENTS/IMPLEMENTS FOR "ADDITIONAL LINE ITEMS 1-7" CATEGORY 5:							20.00%	
100				ALL EQUIPMENT IN ITEM 8 MUST BE ORDERED FROM TESCO								
101	ITEM 8			Toro Professional Z500; Zero turn type rotary blade riding mower for medium size area general mowing: Model #: 74915 Manufacturer's Order Codes 74915				1		\$11,777.00	30.00%	\$8,127.00
102												
103				TORO 27 HP Kohler Command Pro w/ 72" TURBO FORCE Deck Model # 74916 (Base Machine only)				1		12,054.00	30.00%	\$8,437.80
104												
105				TORO 27 HP Kohler Command Pro EFI w/ 60" TURBO FORCE Deck Model #74930 (Base Machine only)				1		12,332.00	30.00%	\$8,632.40
106												
107				TORO 25.5 HP Kawasaki FX w/ 60" TURBO FORCE Deck Model #74925 (Base Machine only)				1		12,888.00	30.00%	\$9,021.60
108												
109				TORO 25.5 HP Kawasaki FX w/ 72" TURBO FORCE Deck Model # 74927 (Base Machine only)				1		13,443.00	30.00%	\$9,410.10
110												
111				TORO 29 HP Kohler EFI w/ 60" TURBO FORCE Deck Model # 74926 (Base Machine only)				1		13,443.00	30.00%	\$9,410.10
112												
113				TORO 29 HP Kohler EFI w/ 72" TURBO FORCE Deck Model # 74928 (Base Machine only)				1		13,999.00	30.00%	\$9,799.30
114												
115				TORO34 HP Kohler Command w/ 60" TURBO FORCE Deck Model # 74936 (Base Machine only)				1		13,499.00	30.00%	\$9,449.30
116												
117				TORO34 HP Kohler Command w/ 72" TURBO FORCE Deck Model # 74938 (Base Machine only)				1		14,054.00	30.00%	\$9,837.80
118												
119				TORO 25.5 HP Kawasaki Liquid Propane w/ 60" TURBO FORCE Deck Model # 74975 (Base Machine only)				1		15,388.00	30.00%	\$10,771.60
120												

	A	B	C	D	E	F	G	I	J	K	L	M
2	ATTACHMENT B: PRICING INFORMATION (Rev. 1-16-13)	CONTRACT NUMBER: E194-1485 CHANGE NOTICE #1 EFFECTIVE FEBRUARY 1, 2013 (CHANGES MADE TO THIS CONTRACT IS INDICATED IN RED HIGHLIGHTS)								CONTRACTOR: The Toro Company		
3	Ground Maintenance Equipment Awarded Contract with Contractors Published Pricing and Firm Discounts. AWARDED "MARKET BASKET" CATEGORIES WITH LINE ITEMS PER CATEGORY, CONTRACTOR, CONTACT, AND DELIVERY INFORMATION								8111 Lyndale Avenue South Bloomington, Minnesota 55420-1196 Contact: Peter Whitacre Telephone: 952-888-8801 Fax: 952-887-8258			
121			TORO 25.5 HP Kawasaki Liquid Propane w/ 72" TURBO FORCE Deck Model # 74977 (Base Machine only)					1		15,943.00	30.00%	\$11,160.10
122												
123			TORO 25 HP Kubota Diesel w/ 60" TURBO FORCE Deck Model # 74267 (Base Machine only)					1		\$17,554.00	30.00%	\$12,287.80
124												
125			TORO 25 HP Kubota Diesel w/ 72" TURBO FORCE Deck Model # 74274 (Base Machine only)					1		\$18,110.00	30.00%	\$12,677.00
126												
127			TORO 27 HP Daihatsu Diesel w/ 60" TURBO FORCE Deck Model # 74268 (Base Machine only)					1		19,888.00	30.00%	\$13,921.60
128												
129			TORO 27 HP Daihatsu Diesel w/ 72" TURBO FORCE Deck Model # 74269 (Base Machine only)					1		20,443.00	30.00%	\$14,310.10
130			ALL EQUIPMENT IN ITEM 9 MUST BE ORDERED FROM TESCO									
131	ITEM 9		Toro 74903: Professional Z5000 - Zero turn type rotary blade riding mower for small to medium size area general mowing and lawn area maintenance: Model #: 74903 - Manufacturer's Order Codes 74903					1		\$10,999.00	30.00%	\$7,582.40
132												
133			TORO 22 HP Kawasaki FX w/ 52" TURBO FORCE Deck Model # 74953 (Base Machine only)					1		\$9,443.00	30.00%	\$6,610.10
134												
135			TORO 23.5 HP Kawasaki FX w/ 60" TURBO FORCE Deck Model # 74954 (Base Machine only)					1		\$9,888.00	30.00%	\$6,921.60
136												
137			TORO 23 HP Kohler Command w/ 48" TURBO FORCE Deck Model #74901 (Base Machine only)					1		\$10,443.00	30.00%	\$7,310.10
138			ALL EQUIPMENT IN ITEM 10 MUST BE ORDERED FROM TESCO									
139	ITEM 10		TORO 20.5 HP Kawasaki FX w/ 48" TURBO FORCE Deck Model # 74141 - Zero turn type rotary blade riding mower for small size area general mowing and lawn area maintenance:					1		\$7,777.00	30.00%	\$5,443.90
140												
141			TORO 20.5 HP Kawasaki FX w/ 48" TURBO FORCE Deck model Model #74952 (Base Machine only)					1		9,110.00	30.00%	\$6,377.00
142												
143			ATTACHMENTS/IMPLEMENTS FOR "ADDITIONAL LINE ITEMS 8, 9, 10" - CATEGORY 5								15.00%	
144												
145	CATEGORY 6: WALK-BEHIND MOWING EQUIPMENT		ALL EQUIPMENT IN ITEM 1 MUST BE ORDERED FROM TESCO									
146	ITEM 1		Toro Model #: 30678 -Mid Sized Walk Behind Rotary Mower -Fixed Gear T-bar - Manufacturer's Order Codes: 30678 (Base Machine only)					1		\$4,221.00	30.00%	\$2,954.70
147												
148			TORO 14.5 HP Kawasaki FS w/ 48" TURBO FORCE Fixed Deck Model # 30638 (Base Machine only)					1		4,221.00	30.00%	\$2,954.70
149												
150			TORO 14.5 HP Kawasaki FS w/ 48" TURBO FORCE Fixed Deck Model # 30938 (Base Machine only)					1		6,332.00	30.00%	\$4,432.40
151												

	A	B	C	D	E	F	G	I	J	K	L	M
2	ATTACHMENT B: PRICING INFORMATION (Rev. 1-16-13)	CONTRACT NUMBER: E194-1485 CHANGE NOTICE #1 EFFECTIVE FEBRUARY 1, 2013 (CHANGES MADE TO THIS CONTRACT IS INDICATED IN RED HIGHLIGHTS)								CONTRACTOR: The Toro Company		
3	Ground Maintenance Equipment Awarded Contract with Contractors Published Pricing and Firm Discounts. AWARDED "MARKET BASKET" CATEGORIES WITH LINE ITEMS PER CATEGORY, CONTRACTOR, CONTACT, AND DELIVERY INFORMATION									8111 Lyndale Avenue South Bloomington, Minnesota 55420-1196 Contact: Peter Whitacre Telephone: 952-888-8801 Fax: 952-887-8258		
152			TORO 15 HP Kawasaki FS w/ 48" TURBO FORCE Deck Model # 30078 (Base Machine only)					1		5,777.00	30.00%	\$4,043.90
153												
154			TORO 18.5 HP Kawasaki FS, Electric Start w/ 48" TURBO FORCE Deck Model # 30488 (Base Machine only)					1		7,777.00	30.00%	\$5,443.90
155												
156			TORO 18.5 HP Kawasaki FS w/ 48" TURBO FORCE Deck Stand On Model # 74538 (Base Machine only)					1		8,943.00	30.00%	\$6,260.10
157												
158			TORO 23 HP Kawasaki FS w/ 48" TURBO FORCE Deck Stand On Model # 74548 (Base Machine only)					1		9,277.00	30.00%	\$6,493.90
159												
160			TORO 23 HP Kawasaki FS w/ 52" TURBO FORCE Deck Stand On Model # 74549 (Base Machine only)					1		9,499.00	30.00%	\$6,649.30
161												
162			TORO 24 HP Kawasaki FS w/ 60" TURBO FORCE Deck Stand On Model # 74553 (Base Machine only)					1		10,277.00	30.00%	\$7,193.90
163												
164			TORO 27 HP Kohler Command Pro EFI w/ 60" TURBO FORCE Deck Stand On Model # 74583 (Base Machine only)					1		11,054.00	30.00%	\$7,737.80
165			ALL EQUIPMENT IN ITEM 2 MUST BE ORDERED FROM TESCO									
166	ITEM 2		Toro 22198 Heavy duty Recycler: Walk-behind self propelled rotary blade mower for small size area general mowing and lawn area maintenance: Manufacturer's Order Codes 22198					1		\$1,499.00	30.00%	\$1,049.30
167												
168			TORO Heavy-Duty Recycler, Honda GXV160, Self-Propelled, Zone Start model Model #22195 (Base Machine only)					1		1,610.00	30.00%	\$1,127.00
169												
170			TORO Heavy-Duty Recycler, Honda GXV160, Self-Propelled, BBC model Model #22196 (Base Machine only)					1		1,721.00	30.00%	\$1,204.70
171												
172			PERCENTAGE OF DISCOUNT (%) FOR THE MANUFACTURER'S ATTACHMENTS/IMPLEMENTS FOR "ADDITIONAL LINE ITEMS 1, 2" - CATEGORY 6								15.00%	
173												
174	ITEM 3		Toro Greensmaster GR1600: Walk-behind self propelled reel type mower for finish mowing of golf greens: Model #: 04056 Manufacturer's Order Codes 04056					1		9,792.00	20.00%	\$7,648.80
175												
176			Greensmaster Flex 2100 model 04040 traction unit (Base Machine only)					1		7,663.00	20.00%	\$6,130.40
177												
178			Greensmaster Flex 1800 model 04041 traction unit (Base Machine only)					1		7,898.00	20.00%	\$6,318.40
179												
180			Greensmaster eFlex 2100 model 04042 traction unit (Base Machine only)					1		8,715.00	20.00%	\$6,972.00
181												
182			Greensmaster eFLEX 1800 model 04043 traction unit (Base Machine only)					1		8,775.00	20.00%	\$7,020.00
183												

	A	B	C	D	E	F	G	I	J	K	L	M
2	ATTACHMENT B: PRICING INFORMATION (Rev. 1-16-13)	CONTRACT NUMBER: E194-1485 CHANGE NOTICE #1 EFFECTIVE FEBRUARY 1, 2013 (CHANGES MADE TO THIS CONTRACT IS INDICATED IN RED HIGHLIGHTS)								CONTRACTOR: The Toro Company		
3	Ground Maintenance Equipment Awarded Contract with Contractors Published Pricing and Firm Discounts. AWARDED "MARKET BASKET" CATEGORIES WITH LINE ITEMS PER CATEGORY, CONTRACTOR, CONTACT, AND DELIVERY INFORMATION									8111 Lyndale Avenue South Bloomington, Minnesota 55420-1196 Contact: Peter Whitacre Telephone: 952-888-8801 Fax: 952-887-8258		
184			Greensmaster 800 model 04045 traction unit (Base Machine only)					1		8,954.00	20.00%	\$7,163.20
185												
186			Greensmaster 1000 model 04055 traction unit (Base Machine only)					1		8,761.00	20.00%	\$7,008.80
187												
188			PERCENTAGE OF DISCOUNT (%) FOR THE MANUFACTURER'S ATTACHMENTS/IMPLEMENTS FOR "ADDITIONAL LINE ITEMS 3" - CATEGORY 6:								20.00%	
189												
190	CATEGORY 7: TURF MAINTENANCE EQUIPMENT											
191	ITEM 1		Toro MH-400: Tractor towed material handler and large area hydraulic driven top dresser for lawn area maintenance, material handling, and golf course sand trap maintenance: Model #: 44931 - Manufacturer's Order Codes 44931, 44938 & 44944					1		35,390.00	20.00%	\$27,240.00
192												
193			MH-400 EH2 Wireless model 44934 (Base Machine only)					1		26,898.00	20.00%	\$21,518.40
194												
195	ITEM 4		Toro TD 2500: Ground driven top dresser for small to medium lawn area maintenance: Model #: 44507 - Manufacturer's Order Codes 44507					1		13,321.00	20.00%	\$10,253.60
196												
197	ITEM 5		ProPass 200: Truck mounted broadcast spinner type top dresser for small to medium lawn area maintenance: Model #: 44701 - Manufacturer's Order Codes 44701, 44707 & 07316					1		13,153.00	20.00%	\$10,169.60
198												
199			ProPass 200 Wireless model 44700 base kit (Base Machine only)					1		12,276.00	20.00%	\$9,820.80
200												
201	ITEM 6		Toro Topdresser TD 1800: Truck mounted drop type top dresser for small lawn area maintenance: Model #: 44225 Manufacturer's Order Codes 44225, 93-9225					1		7,761.00	20.00%	\$6,087.07
202												
203			PERCENTAGE OF DISCOUNT (%) FOR THE MANUFACTURER'S ATTACHMENTS/IMPLEMENTS FOR "ADDITIONAL LINE ITEMS 1, 4, 5, 6" - CATEGORY 7:								20.00%	
204												
205	CATEGORY 8: RECREATION AREA EQUIPMENT											
206	ITEM 1	1	John Deere 1200, Toro Infield Pro 3040, or equivalent: Self propelled riding ball field and golf course bunker conditioner:					1		16,787.00	20.00%	\$12,896.00
207												

	A	B	C	D	E	F	G	I	J	K	L	M
2	ATTACHMENT B: PRICING INFORMATION (Rev. 1-16-13)	CONTRACT NUMBER: E194-1485 CHANGE NOTICE #1 EFFECTIVE FEBRUARY 1, 2013 (CHANGES MADE TO THIS CONTRACT IS INDICATED IN RED HIGHLIGHTS)								CONTRACTOR: The Toro Company		
3	Ground Maintanance Equipment Awarded Contract with Contractors Published Pricing and Firm Discounts. AWARDED "MARKET BASKET" CATEGORIES WITH LINE ITEMS PER CATEGORY, CONTRACTOR, CONTACT, AND DELIVERY INFORMATION								8111 Lyndale Avenue South Bloomington, Minnesota 55420-1196 Contact: Peter Whitacre Telephone: 952-888-8801 Fax: 952-887-8258			
208			Sand Pro 5040 model 08705 base unit (Base Machine only)					1		19,259.00	20.00%	\$15,407.20
209												
210			Sand Pro 2020 - Carb Compliant model 08887 base unit (Base Machine only)					1		12,097.00	20.00%	\$9,677.60
211												
212			PERCENTAGE OF DISCOUNT (%) FOR THE MANUFACTURER'S ATTACHMENTS/IMPLEMENTS FOR "ADDITIONAL LINE ITEMS 1" - CATEGORY 8:							20.00%		
213												
214												
215	CATEGORY 9: AERATOR EQUIPMENT											
216	ITEM 1		Toro Procore 1298: Tractor towed PTO driven large area aerator: Model #: 09716 - Manufacturer's Order Codes 09716, 09797 (qty 6), 120-1044 (qty 4), 120-1051 (qty 2)					1		37,233.46	20.00%	\$28,686.24
217												
218			ProCore 864 model 09715 (Base Machine only)					1		31,012.00	20.00%	\$24,809.60
219												
220	ITEM 2		Toro Procore SR72, or equivalent: Tractor towed PTO driven deep tine aerator: Model #: 09935 - Manufacturer's Order Code 09935					1		29,787.00	20.00%	\$22,904.80
221												
222			ProCore SR48 model 09930 (Base Machine only)					1		23,689.00	20.00%	\$18,951.20
223												
224			ProCore SR54 model 09931 (Base Machine only)					1		19,755.00	20.00%	\$15,804.00
225												
226			ProCore SR54-S model 09932 (Base Machine only)					1		22,770.00	20.00%	\$18,216.00
227												
228			ProCore SR70 model 09933 (Base Machine only)					1		24,303.00	20.00%	\$19,442.40
229												
230			ProCore SR70-S model 09934 (Base Machine only)					1		27,590.00	20.00%	\$22,072.00
231												
232			ProCore SR75 model 09936 (Base Machine only)					1		35,247.00	20.00%	\$28,197.60
233												
234	ITEM 3		Toro Procore 648, Model #: 09200: Self propelled small to medium area walk-behind aerator: Manufacturer's Order Codes 09200, 09797 (qty 3), 120-1051 (qty 1), 120-1044 (qty 2					1		26,511.73	20.00%	\$20,425.52
235												
236			PERCENTAGE OF DISCOUNT (%) FOR THE MANUFACTURER'S ATTACHMENTS/IMPLEMENTS FOR "ADDITIONAL LINE ITEMS 1, 2, 3" - CATEGORY 9:								20.00%	

	A	B	C	D	E	F	G	I	J	K	L	M
2	ATTACHMENT B: PRICING INFORMATION (Rev. 1-16-13)	CONTRACT NUMBER: E194-1485 CHANGE NOTICE #1 EFFECTIVE FEBRUARY 1, 2013 (CHANGES MADE TO THIS CONTRACT IS INDICATED IN RED HIGHLIGHTS)								CONTRACTOR: The Toro Company		
3	Ground Maintanance Equipment Awarded Contract with Contractors Published Pricing and Firm Discounts. AWARDED "MARKET BASKET" CATEGORIES WITH LINE ITEMS PER CATEGORY, CONTRACTOR, CONTACT, AND DELIVERY INFORMATION								8111 Lyndale Avenue South Bloomington, Minnesota 55420-1196 Contact: Peter Whitacre Telephone: 952-888-8801 Fax: 952-887-8258			
237												
238	CATEGORY 10: BLOWER EQUIPMENT											
239	ITEM 1		Toro Proforce 44538: Towed engine driven debris blower, to be towed behind an off road service vehicle: Model #: 44538					1		8,539.00	20.00%	\$6,578.40
240												
241	ITEM 3		Toro 600 model 44536 Debris blower: Tractor Towed PTO driven debris blower, high air volume: Model #: 44536					1		6,410.00	20.00%	\$4,957.60
242												
243			PERCENTAGE OF DISCOUNT (%) FOR THE MANUFACTURER'S ATTACHMENTS/IMPLEMENTS FOR "ADDITIONAL LINE ITEMS 1, 3" - CATEGORY 10:								20.00%	
244												
245	CATEGORY 11: SEEDING EQUIPMENT											
246												
247	ITEM 2		John Deere TR10, or equivalent: Tractor Towed ground driven overseeder equipment for medium area seeding:					1		9,853.00	20.00%	\$7,519.20
248												
249			PERCENTAGE OF DISCOUNT (%) FOR THE MANUFACTURER'S ATTACHMENTS/IMPLEMENTS FOR "ADDITIONAL LINE ITEMS 2" - CATEGORY 11:								20.00%	
250												
251												
252	CATEGORY 12: SPRAYING EQUIPMENT											
253	ITEM 1		Toro MP5800, or equivalent: Self propelled riding boom type sprayer: Model #: 41593 - Manufacturer's Order Codes 41593, 41616, 106-4839, 99-0569 (qty 2), A-1136 (cab install labor added to price)					1		52,050.00	20.00%	\$40,032.93
254												
255			Multi Pro 1250 model 41198 (Base Machine only)					1		31,939.00	20.00%	\$25,551.20
256												
257			Multi Pro 1200 model 41199 (Base Machine only)					1		28,976.00	20.00%	\$23,180.80
258												
259	ITEM 3		Toro Workman 200, or equivalent: Off road service vehicle mounted boom type sprayer: Model #: 41235 - Manufacturer's Order Codes 41235, 41133, 07419, 07378, 07420					1		16,265.00	20.00%	\$12,625.60
260												

	A	B	C	D	E	F	G	I	J	K	L	M
2	ATTACHMENT B: PRICING INFORMATION (Rev. 1-16-13)	CONTRACT NUMBER: E194-1485 CHANGE NOTICE #1 EFFECTIVE FEBRUARY 1, 2013 (CHANGES MADE TO THIS CONTRACT IS INDICATED IN RED HIGHLIGHTS)								CONTRACTOR: The Toro Company		
3	Ground Maintenance Equipment Awarded Contract with Contractors Published Pricing and Firm Discounts. AWARDED "MARKET BASKET" CATEGORIES WITH LINE ITEMS PER CATEGORY, CONTRACTOR, CONTACT, AND DELIVERY INFORMATION									8111 Lyndale Avenue South Bloomington, Minnesota 55420-1196 Contact: Peter Whitacre Telephone: 952-888-8801 Fax: 952-887-8258		
261			PERCENTAGE OF DISCOUNT (%) FOR THE MANUFACTURER'S ATTACHMENTS/IMPLEMENTS FOR "ADDITIONAL LINE ITEMS 1, 3" - CATEGORY 12:								20.00%	
262												
263	CATEGORY 14: MISCELLANEOUS EQUIPMENT											
264												
265	ITEM 3	3	Toro Rake-O-Vac, or equivalent: Tractor towed engine driven vacuum turf sweeper: Model #: 07050: Manufacturer's Order Code 07050				1		37,136.00	20.00%	\$28,584.00	
266												
267			New Rake-O-Vac® model 07055 (Base Machine only)				1		38,026.00	20.00%	\$30,420.80	
268												
269			PERCENTAGE OF DISCOUNT (%) FOR THE MANUFACTURER'S ATTACHMENTS/IMPLEMENTS FOR "ADDITIONAL LINE ITEMS 3" - CATEGORY 14:							20.00%		
270												
271												
272												
273												
274												

2013 Vermeer Global Account Pricing
National Joint Powers Alliance® (NJPA)

☐ QUOTE
☐ ORDER



LM42 - 43.5 hp Plow / Trencher

Basic Unit

LM42 Tractor w/ Deutz Diesel Engine (005); 26x12-12 SuperGrip Tires (42" width) (qty of 4) (042); One-Speed Ground Drive (109); VP40 Plow (800); Tamping Feet (810); Sod Cutter (knife assy) (812); and Wheel Guard Kit (110)

For additional options, see "Optional Features" section below.

Basic Unit Price: **\$27,165.00**

LD6 Trencher (Select one of the following):

- | | |
|---|-------------------|
| <input checked="" type="checkbox"/> LD6 Trencher Attachment (300) (Does not include chain, boom or restraint bar) | \$2,919.00 |
| <input checked="" type="checkbox"/> LD6 Pivoting Rear Trencher Attachment (310) (Does not include chain, boom or restraint bar) | \$4,384.00 |
| <input checked="" type="checkbox"/> No front attachment - plumb for trencher (097) | \$104.00 |

Add to Basic Unit Price:

If selecting a trencher attachment, please add boom, cutter setup, and restraint bar from table below.

(If desired combination not shown, please consult your local Vermeer Dealer for pricing & specs)

Price includes boom, 2250 chain, cutters, restraint bar & greaseless E.I.							Enter Chain Price Below:
Boom/Cutter Width	Partial Cup	Full Cup	Tiger Cup Combo	Rotary Combo	Welded Shark	Shark Combo	
24" - 4"	\$897.00	\$1,017.00	\$1,185.00	\$1,258.00	\$1,119.00	\$1,070.00	Enter Crumber Price Below:
24" - 5"	\$892.00	\$1,007.00	\$1,207.00	\$1,275.00	\$1,149.00	\$1,102.00	
24" - 6"	\$933.00	\$1,066.00	\$1,264.00	\$1,293.00	\$1,178.00	\$1,124.00	
30" - 4"	\$1,017.00	\$1,152.00	\$1,337.00	\$1,415.00	\$1,273.00	\$1,215.00	
30" - 5"	\$1,011.00	\$1,142.00	\$1,360.00	\$1,431.00	\$1,307.00	\$1,240.00	
30" - 6"	\$1,050.00	\$1,210.00	\$1,422.00	\$1,449.00	\$1,341.00	\$1,276.00	
36" - 4"	\$1,105.00	\$1,257.00	\$1,474.00	\$1,559.00	\$1,395.00	\$1,324.00	Enter Ext Plate Price Below:
36" - 5"	\$1,098.00	\$1,244.00	\$1,476.00	\$1,581.00	\$1,433.00	\$1,353.00	
36" - 6"	\$1,141.00	\$1,326.00	\$1,551.00	\$1,600.00	\$1,471.00	\$1,385.00	
42" - 4"	\$1,193.00	\$1,361.00	\$1,588.00	\$1,674.00	\$1,512.00	\$1,439.00	
42" - 5"	\$1,185.00	\$1,347.00	\$1,625.00	\$1,697.00	\$1,554.00	\$1,477.00	
42" - 6"	\$1,226.00	\$1,429.00	\$1,684.00	\$1,717.00	\$1,595.00	\$1,499.00	
Crumber Bridge Options	36" Boom	42" Boom		4" Extension Plate (330)		\$28.00	
	\$190.00	\$195.00		6" Extension Plate (331)		\$29.00	

End Idler - 7" (Greaseable) (404); in lieu of greaseless (403)

Optional Features:

- | | |
|--|-------------------|
| <input checked="" type="checkbox"/> Wheel Weight Kit for 26x12-12 SuperGrip Tire (42" width) (112 - qty 4) | \$640.00 |
| <input checked="" type="checkbox"/> LBA6 Boring Attachment (102) | \$1,217.00 |
| <input checked="" type="checkbox"/> Two Speed Ground Drive (108), in lieu of one speed ground drive (109) | \$1,090.00 |
| <input checked="" type="checkbox"/> Side Weights (107), in lieu of wheel guard kit (110) | \$1,054.00 |
| <input checked="" type="checkbox"/> Front Weight Kit (3-108 lb wts) (do not use w/ -813) (100) | \$752.00 |
| <input checked="" type="checkbox"/> Additional Weight Kit (2-108 lb. wts) (use w/ -100) (101) | \$481.00 |
| <input checked="" type="checkbox"/> Reel Carrier w/ Trencher (814) | \$153.00 |
| <input checked="" type="checkbox"/> Reel Carrier w/o Trencher (813) | \$706.00 |
| <input checked="" type="checkbox"/> Sod Cutter (wheel assembly) (811), in lieu of knife assembly (812) | \$113.00 |
| <input checked="" type="checkbox"/> Plow Blade (contact local Vermeer dealer for specifications and pricing) | \$ _____ |
| <input checked="" type="checkbox"/> Miscellaneous Features: sales code ____ | \$ _____ |

Extended Warranty: (choose one)

- | | |
|---|-------------------|
| <input checked="" type="checkbox"/> 2 Year Parts & Labor Warranty (PL2) | \$1,705.00 |
| <input checked="" type="checkbox"/> 3 Year Parts & Labor Warranty (PL3) | \$2,844.00 |
| <input checked="" type="checkbox"/> Preventive Maintenance Package | \$ _____ |

Subtotal: _____

Dealer Freight & Prep: _____

Quantity: _____

Total: _____

Enter Sales Tax %: Sales Tax: _____

Grand Total: _____

ACCEPTED:

Vermeer

BY: _____

DATE: _____

Customer

BY: _____

DATE: _____

Pricing effective 06/01/13

NOTE: All pricing in USD \$

NOTE: Include applicable sales tax

Quotes valid for 30 days

Any applicable sales tax is not included. Prices subject to change without notice. These prices are exclusive of any and all duties, import fees, taxes, or other similar charges. These prices may not be available in any transaction involving a trade. This sheet may not include all possible specifications available for this model. For complete product specifications, please contact your local authorized Vermeer dealer. Unless otherwise noted, dealer freight & prep to be determined.



2013 Vermeer Global Account Pricing
National Joint Powers Alliance® (NJPA)

☐ QUOTE
☐ ORDER



PD10 Pile Driver

Basic Unit

PD10 Pile Drive - 10' Mast w/ hydrostatic track drive, 47 hp Yanmar diesel engine Tier 4i, operator station w/ control display, joystick controls, Autoplumb feature, tool Box, hammer lock and mirror, harness (work light / remote control) (001); Hydraulic Fluid - Hy-Power 68 (076)

For additional options, see "Optional Features" section below.

Basic Unit Price: **\$112,089.00**

Optional Features:

Add to Basic Unit Price:

<input checked="" type="checkbox"/> Hydraulic Fluid - Hy-Power 100 (077)	\$1.00
<input checked="" type="checkbox"/> Mast Extension to 15' (030)	\$3,092.00
<input checked="" type="checkbox"/> Work Lights (101)	\$581.00
<input checked="" type="checkbox"/> Laser Received (103)	\$3,046.00
<input checked="" type="checkbox"/> PD10 Remote Control (100)	\$4,990.00

Pile Driver Guides (One Required):

NOTE: Pile Driver Upper and Lower Guides are specific to the jobsite application due to varying types of piles/posts. Please contact piledriverguides@vermeer.com with specifics of pile/post to place order. The Pile Driver may be shipped prior to completion of the new guides. Please ensure that the guides are installed on the product prior to use and/or delivery to retail customer.

<input checked="" type="checkbox"/> Guide - 5.90 x 3.94 Side Load (200A)	\$350.00
<input checked="" type="checkbox"/> Guide - 5.90 x 3.94 Rear Load (200B)	\$322.00
<input checked="" type="checkbox"/> Guide - 6.20 x 6.02 Side Load (201A)	\$353.00
<input checked="" type="checkbox"/> Guide - 6.20 x 6.02 Rear Load (201B)	\$322.00
<input checked="" type="checkbox"/> Guide - 5.77 x 3.94 Side Load (202A)	\$351.00
<input checked="" type="checkbox"/> Guide - 5.77 x 3.94 Rear Load (202B)	\$322.00
<input checked="" type="checkbox"/> Guide - 5.99 x 5.99 Side Load (203A)	\$348.00
<input checked="" type="checkbox"/> Guide - 5.99 x 5.99 Rear Load (203B)	\$321.00
<input checked="" type="checkbox"/> Guide - 6.03 x 4.00 Side Load (204A)	\$351.00
<input checked="" type="checkbox"/> Guide - 6.03 x 4.00 Rear Load (204B)	\$319.00
<input checked="" type="checkbox"/> Guide - 6.31 x 5.25 Side Load (205A)	\$353.00
<input checked="" type="checkbox"/> Guide - 6.31 x 5.25 Rear Load (205B)	\$325.00
<input checked="" type="checkbox"/> Guide - 4.50 Round Side Load (230A)	\$335.00
<input checked="" type="checkbox"/> Guide - 4.50 Round Rear Load (230B)	\$316.00
<input checked="" type="checkbox"/> Guide - 5.56 Round Side Load (231A)	\$341.00
<input checked="" type="checkbox"/> Guide - 5.56 Round Rear Load (231B)	\$309.00
<input checked="" type="checkbox"/> Miscellaneous Features: sales codes _ _ _	\$ _ _ . _

Extended Warranty: (choose one)

<input checked="" type="checkbox"/> 2 Year Parts & Labor Warranty (PL2)	\$5,654.00
<input checked="" type="checkbox"/> 3 Year Parts & Labor Warranty (PL3)	\$9,048.00
<input checked="" type="checkbox"/> Preventive Maintenance Package	\$ _ _ . _

Subtotal: _____

Dealer Freight & Prep: _____

Quantity: _____

Total: _____

Enter Sales Tax %: **Sales Tax:** _____

Grand Total: _____

ACCEPTED:

Vermeer

BY: _____

DATE: _____

Customer

BY: _____

DATE: _____

Pricing effective 06/01/13

NOTE: All pricing in USD \$

NOTE: Include applicable sales tax

Quotes valid for 30 days

Any applicable sales tax is not included. Prices subject to change without notice. These prices are exclusive of any and all duties, import fees, taxes, or other similar charges. These prices may not be available in any transaction involving a trade or rental transaction. This sheet may not include all possible specifications available with this model. For complete product specifications, please contact your local authorized Vermeer dealer. Unless otherwise noted, dealer freight & prep to be determined.



RT450 42 hp Ride-On Trencher

Basic Unit

RT450 Trencher w/ 42 hp Deutz F3L2011 diesel engine, high temperature / low oil shutdown (005); planetary front axle w/ ltd. slip (023); planetary rigid rear axle w/ ltd. slip (036); 26x12-12 wheel assy SuperGrip tires (qty of 4) (051); 5-spool valve (076); 2" seat belt (104); 60" 4-Way Backfill Blade w/ joystick control (202); TR455 Trencher - Center Mount (303); TR455 Trencher Hose Plumbing Kit (304)

Add trencher boom & cutter set up and restraint bar combination from table below.

For additional options, see "Optional Features" section below.

Basic Unit Price: **\$34,811.00**

Required Features: Please add boom, cutter setup, and restraint bar from table below.

(If desired combination not shown, please consult your local Vermeer Dealer for pricing & specs.)

Price includes boom, end idler, 2960 chain, cutters & restraint bar, and front weight kit (830 lbs for 48" boom & 970 lbs for 60" boom) Equipped w/ Center-Mount Trencher or Sliding Offset Trencher					Manual Trench Cleaner Options in lieu of restraint bar:	Enter Chain Price Below:
Boom/end idler	6" Partial Cup	6" Combo Shark	6" Full Shark-Weld	6" Full Cup		
48" 8-1/2" EI	\$4,166.00	\$4,756.00	\$5,021.00	\$4,526.00	\$467.00	Enter Trench Cleaner Price Below:
48" - 15" EI	\$4,180.00	\$4,770.00	\$5,034.00	\$4,540.00	\$418.00	
60" 8-1/2" EI	\$4,747.00	\$5,315.00	\$5,716.00	\$5,156.00	\$448.00	
60" - 15" EI	\$4,884.00	\$5,452.00	\$5,852.00	\$5,292.00	\$489.00	

Optional Features:

Add to Basic Unit Price:

- ☒ 60" 6-Way Backfill Blade w/ joystick control (203), in lieu of 4-Way Backfill Blade (202) **\$305.00**
- ☒ VPX455 Vibratory Plow (803), in lieu of Trencher (303) - Select one option below (includes 8-spool valve (077))
- ☒ > If used on unit with backhoe (make sure to select B450 below) - Includes wheel weight kit-front tires only (50 lbs per wheel) (112); and 26 x 12-12 wheel assy (super grip) w/ soft foam filled tires - front tires only (056) **\$8,182.00**
- ☒ > If used on unit without backhoe (includes required 1430 lbs front weight kit (128)) **\$9,544.00**
- ☒ > If used on unit without backhoe (includes recommended 1800 lbs front weight kit (125)) **\$9,826.00**
- B450 Backhoe - greaseable (w/ 170 swing) (252); 12" Bucket (262) - Select one option below
- ☒ > For unit w/ VPX455 Plow (252) **\$10,667.00**
- ☒ > For unit w/ 48" boom (252), less front weight kit (126)
- ☒ > For unit w/ 60" boom (252), less front weight kit (127) **\$8,896.00**
- SO455 Sliding Offset Trencher (327) and SO455 Trencher Hose Plumbing Kit (328) - Select one option below. Options require Supergrip tires (051), which are included in basic unit above:
- ☒ > If used on unit with backhoe & 48" boom or 60" boom (make sure to select B450 above) **\$3,582.00**
- ☒ > If used on unit without backhoe & 48" boom; includes weight kit - 970 lbs (127) **\$3,714.00**
- ☒ > If used on unit without backhoe & 60" boom; includes weight kit - 1430 lbs (128)
- ☒ Planetary Rear Steer Axle w/ Ltd slip for tires (037); 8-spool valve (077) **\$2,747.00**
- ☒ 3" Seat Belt (105) **\$23.00**
- ☒ Highway Safety Lights (2 Post ROPS) (100) **\$574.00**
- ☒ Cold Start Kit (Ether Assist) (101) **\$180.00**
- ☒ SMV Sign (102) **\$31.00**
- ☒ Canopy w/o Light (103) (not available w/ VPX455 Plow) **\$375.00**
- ☒ Hydraulic Cold Start Bypass (107) **\$549.00**
- ☒ Front Tie-Down Bracket (113) (if not equipped with backhoe or weight kit) **\$84.00**
- ☒ Extension - Trench Cleaner Hoses (hyd) (495) (use w/ SO455) **\$65.00**
- ☒ Miscellaneous Features: sales code _ _ _ **\$_____**
- NOTE: Check counterweight chart for appropriate weight and tire configurations

Extended Warranty: (choose one)

- ☒ 2 Year Parts & Labor Warranty (PL2) **\$805.00**
- ☒ 3 Year Parts & Labor Warranty (PL3) **\$2,147.00**
- ☒ Preventive Maintenance Package **\$_____**

Subtotal: _____

Dealer Freight & Prep: _____

Quantity: _____

Total: _____

Enter Sales Tax %: Sales Tax: _____

Grand Total: _____

ACCEPTED:

Vermeer

BY: _____

DATE: _____

Customer

BY: _____

DATE: _____

Pricing effective 06/01/13

NOTE: All pricing in USD \$

NOTE: Include applicable sales tax

Quotes valid for 30 days

Any applicable sales tax is not included. Prices subject to change without notice. These prices are exclusive of any and all duties, import fees, taxes, or other similar charges. These prices may not be available in any transaction involving a trade or rental transaction. This sheet may not include all possible specifications available with this model. For complete product specifications, please contact your local authorized Vermeer dealer. Unless otherwise noted, dealer freight & prep to be determined.



2013 Vermeer Global Account Pricing
National Joint Powers Alliance® (NJPA)

☐ QUOTE
☐ ORDER



RT60 - 5.5 hp Walk-Behind Trencher

Basic Unit

RT60 Trencher w/ 5.5 hp Honda gas engine, ground drive assist, tach / hourmeter, 12" boom (002), 3" welded shark chain (2060SWS03036)

For additional options, see "Optional Features" section below.

Basic Unit Price: \$2,879.00

Optional Features:

Add to Basic Unit Price:

☒ 18" Boom (004) w/ 3" Welded Shark Chain (2060SWS03046)

\$189.00

Subtotal: _____

Dealer Freight & Prep: _____

Quantity: _____

Total: _____

Enter Sales Tax %: _____ Sales Tax: _____

Grand Total: _____

Pricing effective 06/01/13

NOTE: All pricing in USD \$

NOTE: Include applicable sales tax

Quotes valid for 30 days

ACCEPTED:

Vermeer

BY: _____

DATE: _____

Customer

BY: _____

DATE: _____

Any applicable sales tax is not included. Prices subject to change without notice. These prices are exclusive of any and all duties, import fees, taxes, or other similar charges. These prices may not be available in any transaction involving a trade or rental transaction. This sheet may not include all possible specifications available with this model. For complete product specifications, please contact your local authorized Vermeer dealer. Unless otherwise noted, dealer freight & prep to be determined.



2013 Vermeer Global Account Pricing
National Joint Powers Alliance® (NJPA)

☐ QUOTE
☐ ORDER



RTX100 13 hp Walk-Behind Trencher

Basic Unit

RTX100 Trencher w/ 13 hp Honda gas engine, VZ steering system, trencher drive motor, hourmeter (001); 18x9.5-8 lug tires (qty of 2) (040)

Add trencher boom & cutter set up and restraint bar combination from table below.

For additional options, see "Optional Features" section below.

☒ Basic Unit Price: **\$7,924.00**

Required Features: Please add boom, cutter setup, and restraint bar from table below.

(If desired combination not shown, please consult your local Vermeer Dealer for pricing & specs)

Price includes boom, 2250 chain, cutters, restraint bar & greaseless E.I.						
Boom / Cutter Width	Partial Cup	Full Cup	Tiger Cup Combo	Rotary Combo	Welded Shark	Shark Combo
24" - 4"	\$754.00	\$859.00	\$1,013.00	\$1,060.00	\$946.00	\$912.00
24" - 5"	\$759.00	\$849.00	\$1,003.00	\$1,071.00	\$972.00	\$923.00
24" - 6"	\$778.00	\$906.00	\$1,055.00	\$1,081.00	\$998.00	\$947.00
30" - 4"	\$831.00	\$951.00	\$1,119.00	\$1,192.00	\$1,053.00	\$1,004.00
30" - 5"	\$826.00	\$941.00	\$1,140.00	\$1,209.00	\$1,083.00	\$1,035.00
30" - 6"	\$867.00	\$1,000.00	\$1,198.00	\$1,226.00	\$1,112.00	\$1,058.00
36" - 4"	\$1,034.00	\$1,170.00	\$1,355.00	\$1,432.00	\$1,290.00	\$1,232.00
36" - 5"	\$1,028.00	\$1,159.00	\$1,377.00	\$1,448.00	\$1,324.00	\$1,257.00
36" - 6"	\$1,067.00	\$1,227.00	\$1,440.00	\$1,466.00	\$1,358.00	\$1,293.00
Trench Cleaner	24" Boom	30" Boom	36" Boom	4" Extension Plate (330)	6" Extension Plate (331)	\$24.00
	\$146.00	\$152.00	\$160.00			\$25.00

Enter Chain Price Below:

Enter Trench Cleaner Price Below:

Enter Ext Plate Price Below:

Optional Features:

- ☒ 13 hp Honda gas engine w/ electric start (002)
- ☒ 14 hp Kohler CH440 gas engine w/ recoil (004)
- ☒ 14 hp Kohler CH440 gas engine w/ electric start (005)
- ☒ 7" Track Drive Assembly (qty of 2) (041), in lieu of tires (040)
- ☒ Greaseable 7" End Idler (404) (Replaces greaseless in above table)
- ☒ Adjustable Backfill Blade (AB26) (201)
- ☒ Miscellaneous Features: sales code _ _ _ _

Add to Basic Unit Price:

\$468.00
-\$268.00
\$95.00
\$1,563.00
\$13.00
\$508.00
\$ _ _ _ . _ _

Extended Warranty: (choose one)

- ☒ 2 Year Parts & Labor Warranty (PL2)
- ☒ 3 Year Parts & Labor Warranty (PL3)
- ☒ Preventive Maintenance Package

\$466.00
\$745.00
\$ _ _ _ . _ _

TLR30 Trailer

- ☒ TLR30-LD Trailer (single axle), 2,200 lb. GVW, tilt bed, skid resistant floor, pan-style bed w/ 5.5" sidewalls, P165/80R13 tires, 13"x5" 5-bolt spoked white rims, rubber torsion suspension, 2" ball hitch (TLR30002); brakes not included - ADD BINDER OPTION FROM OPTIONS BELOW

\$1,654.00

Add for Trailer Options:

- ☒ TLR30-HD (heavy duty) Trailer, 3500 lb. GVW (001) (Replaces 002)
- ☒ 4-Point Binder / Chain Tiedown (251) (dealer installed)
- ☒ Chainless Tiedown System (252)
- ☒ Spare Tire Carrier (255) (spare tire not included)
- ☒ Spare Tire & Wheel Assembly (part # 237320001) - must be ordered thru Parts Dept

\$190.00
\$188.00
\$297.00
\$124.00
\$134.00

RTX100 Trencher Subtotal: _____

TLR30 Trailer Subtotal: _____

Dealer Freight & Prep: _____

Quantity: _____

Total: _____

Enter Sales Tax %: **Sales Tax:** _____

Grand Total: _____

ACCEPTED:

Vermeer

BY: _____

DATE: _____

Customer

BY: _____

DATE: _____

Pricing effective 06/01/13

NOTE: All pricing in USD \$

NOTE: Include applicable sales tax

Quotes valid for 30 days

Any applicable sales tax is not included. Prices subject to change without notice. These prices are exclusive of any and all duties, import fees, taxes, or other similar charges. These prices may not be available in any transaction involving a trade or rental transaction. This sheet may not include all possible specifications available with this model. For complete product specifications, please contact your local authorized Vermeer dealer. Unless otherwise noted, dealer freight & prep to be determined.



McLaughlin Vacuum Excavation Systems

VSK100G, VSK100D, V250D and VSK250D

- | | |
|---|--------------------|
| <input checked="" type="checkbox"/> VSK100G - 8040150 - 100 gallon spoil tank, 24 hp Honda gas engine, 12 gallon fuel tank, 575 CFM, 3 stage filtration using cyclonic separator and 2 micron washable poly filter, 4 GPM @ 3000 psi adjustable high pressure water system, 50 gallon water tank, full debris tank electronic float shut down, one 16'x3" vacuum hose, 5' one man reduction tool, 5' vacuum tool, wash wand and tool holder. Single skid mount. Empty weight 1,480 lbs. | \$16,732.00 |
| <input checked="" type="checkbox"/> VSK100D - 8040151 - 100 gallon spoil tank, 31 hp water-cooled Yanmar diesel engine, insulated lockable engine enclosure, 22 gallon fuel tank, 575 CFM, 3 stage filtration using cyclonic separator and 2 micron washable poly filter, 5.6 GPM @ 3000 psi adjustable high pressure water system, 100 gallon water tank, full debris tank electronic float shut down, one 16'x3" vacuum hose, rotary digging lance, 5' vacuum tool, wash wand. Single skid mount. Empty weight 2,080 lbs. | \$27,777.00 |
| <input checked="" type="checkbox"/> V250D - 8040600 - 250 gallon spoil tank, 31 hp water-cooled Yanmar diesel engine, insulated lockable engine enclosure, 22 gallon fuel tank, 575 CFM, 3-stage filtration using cyclonic separator and 2 micron washable poly filter, 5.6 GPM @ 3000 psi adjustable high pressure water system w/ auto throttle, two 50 gallon water tanks, full debris tank electronic float shut down and secondary ball float shut off, two 10'x3" vacuum hose, rotary digging lance, 5' vacuum tool, 5' reduction tool, wash wand and tool holder. 7,000 GVW trailer. | \$34,498.00 |
| <input checked="" type="checkbox"/> VSK250D - 8040342 - 250 gallon spoil tank, 31 hp water-cooled Yanmar diesel engine, insulated lockable engine enclosure, 22 gallon fuel tank, 575 CFM, 3 stage filtration using cyclonic separator and 2 micron washable poly filter, 5.6 GPM @ 3000 psi adjustable high pressure water system w/ auto throttle, 100 gallon water tank, full debris tank electronic float shut down and secondary ball float shut off, two 10'x3" vacuum hose, rotary digging lance, 5' vacuum tool, 5' reduction tool, wash wand and tool holder. Single skid mounted. Empty weight 3,600 lbs. | \$32,336.00 |

Optional Vacuum Features for Above Units

- | | |
|--|-------------------|
| <input checked="" type="checkbox"/> Chute for VSK100G or VSK100D - 8040255 | \$362.00 |
| <input checked="" type="checkbox"/> 4" Drain Valve Cap - 8041516 | \$132.00 |
| <input checked="" type="checkbox"/> Arrow Board - 8034190 (not available on VSK100's) | \$1,213.00 |
| <input checked="" type="checkbox"/> 5' "One Man" 4 Nozzle Reduction Tool - 1 piece - 8043115 | \$559.00 |

V500G, V800G, V1200G

- | | |
|--|--------------------|
| <input checked="" type="checkbox"/> V500G - 8046271 - 500 gallon spoil tank, 24 hp Honda gas engine, 14 gallon fuel tank, 575 CFM, 3 stage filtration using cyclonic separator and 2 micron washable poly filter, full debris tank electronic float shut down and secondary ball float shut off, 3" gate valve, 6" drain valve, 5' vacuum tool, two 10' x 3" vacuum hose sections. 9,999 GVW trailer. | \$27,119.00 |
| <input checked="" type="checkbox"/> Skid Unit Deduct | -\$2,256.00 |
| <input checked="" type="checkbox"/> V800G - 8040750 - 800 gallon spoil tank, 24 hp Honda gas engine, 14 gallon fuel tank, 575 CFM, 3 stage filtration using cyclonic separator and 2 micron washable poly filter, full debris tank electronic float shut down and secondary ball float shut off, 3" gate valve, 6" drain valve, 5' vacuum tool, two 10' x 3" vacuum hose sections. 12,000 GVW trailer. | \$28,068.00 |
| <input checked="" type="checkbox"/> Skid Unit Deduct | -\$2,444.00 |
| <input checked="" type="checkbox"/> V1200G - 8048369 - 1200 gallon spoil tank w/ hydraulic door, 24 hp Honda gas engine, 14 gallon fuel tank, 575 CFM, 3 stage filtration using cyclonic separator and 2 micron washable poly filter, full debris tank electronic float shut down and secondary ball float shut off, 3" gate valve, 6" drain valve, 5' vacuum tool, two 10' x 3" vacuum hose sections. 16,000 GVW trailer. | \$34,545.00 |
| <input checked="" type="checkbox"/> Skid Unit Deduct | -\$3,384.00 |

Optional Vacuum Features for Above Units

- | | |
|--|-------------------|
| <input checked="" type="checkbox"/> Reverse Flow (requires 8041700) - 8044633 | \$1,123.00 |
| <input checked="" type="checkbox"/> External Hydraulic Door - 8041700 | \$3,431.00 |
| <input checked="" type="checkbox"/> Arrow Board - 8034190 | \$1,213.00 |
| <input checked="" type="checkbox"/> 6" Drain Valve Cap Assembly - 8046275 | \$179.00 |
| <input checked="" type="checkbox"/> 5' "One Man" 4 Nozzle Reduction Tool - 1 piece - 8043115 | \$559.00 |
| <input checked="" type="checkbox"/> V500 Strong Arm - 8047104 | \$1,419.00 |
| <input checked="" type="checkbox"/> V800 Strong Arm - 8047228 | \$1,513.00 |
| <input checked="" type="checkbox"/> Mount Unit to Truck - 8048394 | \$1,128.00 |
| <input checked="" type="checkbox"/> Flat Truck Deck 500, 800, 1200 - 8048395 | \$7,990.00 |

Trailer Options for Above Units

<input checked="" type="checkbox"/>	Surge Brakes 7-14K - 8040790	\$1,387.00
<input checked="" type="checkbox"/>	Hydraulic Jack - 8041127	\$1,852.00
<input checked="" type="checkbox"/>	Two Speed Jack - 8043786	\$658.00
<input checked="" type="checkbox"/>	LED Trailer Light Kit - 8042236	\$221.00

V500LEG, V500LEG-250 and V1200LEG

<input checked="" type="checkbox"/>	V500LEG - 8045230 - 500 gallon spoil tank, 31 hp Briggs & Stratton gas engine, 14 gallon fuel tank, 575 CFM, 3 stage filtration using cyclonic separator and 2 micron washable poly filter, 4 GPM @ 3000 psi adjustable high pressure water system, two 50 gallon water tanks, full debris tank electronic float shut down and secondary ball float shut off, three 10' x 3" vacuum hose, rotary digging lance, 5' vacuum tool, wash wand. 9,999 GVW trailer.	\$32,195.00
<input checked="" type="checkbox"/>	V500LEG - 250 - 8045231 - 500 gallon spoil tank, 31 hp Briggs & Stratton gas engine, 14 gallon fuel tank, 575 CFM, 3 stage filtration using cyclonic separator and 2 micron washable poly filter, 4 GPM @ 3000 psi adjustable high pressure water system, two 125 gallon water tanks, full debris tank electronic float shut down and secondary ball float shut off, three 10' x 3" vacuum hose, rotary digging lance, 5' vacuum tool, wash wand. 9,999 GVW trailer.	\$32,900.00
<input checked="" type="checkbox"/>	V1200LEG - 8048377 - 1200 gallon spoil tank w/ hydraulic door, 31 hp Briggs & Stratton gas engine, 14 gallon fuel tank, 575 CFM, 3 stage filtration using cyclonic separator and 2 micron washable poly filter, 4 GPM @ 3000 psi adjustable high pressure water system, two 50 gallon water tanks, full debris tank electronic float shut down and secondary ball float shut off, three 10' x 3" vacuum hose, rotary digging lance, 5' vacuum tool, wash wand. 18,000 GVW trailer.	\$37,271.00

Optional Vacuum Features for Above Units

<input checked="" type="checkbox"/>	Reverse Flow (requires 8041700) - 8044633	\$1,128.00
<input checked="" type="checkbox"/>	External Hydraulic Door - 8041700	\$3,431.00
<input checked="" type="checkbox"/>	Arrow Board - 8034190	\$1,213.00
<input checked="" type="checkbox"/>	6" Drain Valve Cap Assembly - 8046275	\$179.00
<input checked="" type="checkbox"/>	5' "One Man" 4 Nozzle Reduction Tool - 1 piece - 8043115	\$559.00
<input checked="" type="checkbox"/>	V500 Strong Arm - 8047104	\$1,419.00
<input checked="" type="checkbox"/>	V800 Strong Arm - 8047228	\$1,513.00

Trailer Options for Above Units

<input checked="" type="checkbox"/>	Surge Brakes 7-14K - 8040790	\$1,387.00
<input checked="" type="checkbox"/>	Hydraulic Jack - 8041127	\$1,852.00
<input checked="" type="checkbox"/>	Two Speed Jack - 8043786	\$658.00
<input checked="" type="checkbox"/>	LED Trailer Light Kit - 8042236	\$221.00

V500LE and V500LE-LT

<input checked="" type="checkbox"/>	V500LE - 8045229 - 500 gallon spoil tank, 31 hp water-cooled Yanmar diesel engine, insulated lockable engine enclosure, 22 gallon fuel tank, 575 CFM, 3 stage filtration using cyclonic separator and 2 micron washable poly filter, 5.6 GPM @ 3000 psi adjustable high pressure water system, two 125 gallon water tanks, full debris tank electronic float shut down and secondary ball float shut off, full open external hydraulic door with separate door/tank raise circuit, In Tank Clean Out System, 50' water hose w/ reel, three 10' x 3" vacuum hose, rotary digging lance, 5' vacuum tool, wash wand. 12,000 GVW trailer.	\$41,971.00
<input checked="" type="checkbox"/>	V500LE-LT - 8043832 - 500 gallon spoil tank, 31 hp water-cooled Yanmar diesel engine, insulated lockable engine enclosure, 22 gallon fuel tank, 575 CFM, 3 stage filtration using cyclonic separator and 2 micron washable poly filter, 5.6 GPM @ 3000 psi adjustable high pressure water system, two 50 gallon water tanks, full debris tank electronic float shut down and secondary ball float shut off, full open external hydraulic door w/ separate door/tank raise circuit, In Tank Clean Out System, 50' water hose w/ reel, three 10' x 3" vacuum hose, rotary digging lance, 5' vacuum tool, wash wand. 9,999 GVW trailer.	\$41,595.00

Optional Vacuum Features for Above Units

<input checked="" type="checkbox"/>	Reverse Flow (requires 8041700) - 8044633	\$1,128.00
<input checked="" type="checkbox"/>	Hot Box - 8047057	\$4,653.00
<input checked="" type="checkbox"/>	Arrow Board - 8034190	\$1,213.00
<input checked="" type="checkbox"/>	6" Drain Valve Cap Assembly - 8046275	\$179.00
<input checked="" type="checkbox"/>	Additional 10'x3" Hose w/ Storage Tube (2 possible) - 8041575	\$367.00
<input checked="" type="checkbox"/>	Automatic Throttle - 8046274	\$155.00
<input checked="" type="checkbox"/>	5' "One Man" 4 Nozzle Reduction Tool - 1 piece - 8043115	\$559.00
<input checked="" type="checkbox"/>	V500 Strong Arm - 8047104	\$1,419.00

Trailer Options for Above Units

<input checked="" type="checkbox"/>	Surge Brakes 7-14K - 8040790	\$1,387.00
<input checked="" type="checkbox"/>	Hydraulic Jack - 8041127	\$1,852.00
<input checked="" type="checkbox"/>	Two Speed Jack - 8043786	\$658.00
<input checked="" type="checkbox"/>	LED Trailer Light Kit - 8042236	\$221.00

V500LE-HD and V500LE-LTHD

- | | |
|--|--------------------|
| <input checked="" type="checkbox"/> V500LE-HD - 8046266 - 500 gallon spoil tank, 49 hp Kubota diesel engine, 22 gallon fuel tank, 1025 CFM, 3 stage filtration using dual cyclonic separator and 2 micron washable poly filter, 5.6 GPM @ 3000 psi adjustable high pressure water system, two 125 gallon water tanks, full debris tank electronic float shut down and secondary ball float shut off, full open external hydraulic door w/ separate door/tank raise circuit, In Tank Clean Out System, 50' water hose w/ reel, three 10' x 4" vacuum hose, rotary digging lance, 5' vacuum tool, wash wand. 12,000 GVW trailer. | \$47,564.00 |
| <input checked="" type="checkbox"/> For Boom Option - upgrade to 14,000 GVW Trailer | \$799.00 |
| <input checked="" type="checkbox"/> V500LE-LTHD - 8046265 - 500 gallon spoil tank reduced to 400 gallons, 49 hp Kubota diesel engine, 22 gallon fuel tank, 1025 CFM, 3 stage filtration using dual cyclonic separator and 2 micron washable poly filter, 5.6 GPM @ 3000 psi adjustable high pressure water system, two 50 gallon water tanks, full debris tank electronic float shut down and secondary ball float shut off, full open external hydraulic door w/ separate door/tank raise circuit, In Tank Clean Out System, 50' water hose w/ reel, three 10' x 4" vacuum hose, rotary digging lance, 5' vacuum tool, wash wand. 9,999 GVW trailer. (No Boom Option) | \$47,188.00 |

Optional Vacuum Features for Above Units

- | | |
|---|--------------------|
| <input checked="" type="checkbox"/> Reverse Flow HD - 8041703 | \$1,316.00 |
| <input checked="" type="checkbox"/> Hot Box - 8047057 | \$4,653.00 |
| <input checked="" type="checkbox"/> Arrow Board - 8034190 | \$1,213.00 |
| <input checked="" type="checkbox"/> 6" Drain Valve Cap Assembly - 8046275 | \$179.00 |
| <input checked="" type="checkbox"/> Additional 10'x4" Hose w/ Storage Tube (2 possible) - 8041577 | \$494.00 |
| <input checked="" type="checkbox"/> Automatic Throttle - 8046274 | \$155.00 |
| <input checked="" type="checkbox"/> 3" Hose Substitution for 4" Hose - 8043810 | \$0.00 |
| <input checked="" type="checkbox"/> Hydraulic Boom - manual rotation, wireless remote, two 5' boom extensions - 8042201 | \$11,891.00 |
| <input checked="" type="checkbox"/> Aux Hydraulic System - 8 GPM @ 2000 psi (not available on V500LE-LTHD) - 8030223 | \$3,469.00 |
| <input checked="" type="checkbox"/> 5' "One Man" 4 Nozzle Reduction Tool - 1 piece - 8043115 | \$559.00 |
| <input checked="" type="checkbox"/> V500 Strong Arm - 8047104 | \$1,419.00 |

Trailer Options for Above Units

- | | |
|---|-------------------|
| <input checked="" type="checkbox"/> Surge Brakes 7-14K - 8040790 | \$1,387.00 |
| <input checked="" type="checkbox"/> Hydraulic Jack - 8041127 | \$1,852.00 |
| <input checked="" type="checkbox"/> Two Speed Jack - 8043786 | \$658.00 |
| <input checked="" type="checkbox"/> LED Trailer Light Kit - 8042236 | \$221.00 |

V800LE - 250 and V800LE - 410

- | | |
|--|--------------------|
| <input checked="" type="checkbox"/> V800LE - 250 - 8046267 - 800 gallon spoil tank, 31 hp water-cooled Yanmar diesel engine, insulated lockable engine enclosure, 22 gallon fuel tank, 575 CFM, 3 stage filtration using dual cyclonic separator and 2 micron washable poly filter, 5.6 GPM @ 3000 psi adjustable high pressure water system, two 125 gallon water tanks, full debris tank electronic float shut down and secondary ball float shut off, full open external hydraulic door w/ separate door/tank raise circuit, In Tank Clean Out System, 50' water hose w/ reel, three 10' x 3" vacuum hose, rotary digging lance, 5' vacuum tool, wash wand. 16,000 GVW trailer. | \$49,350.00 |
| <input checked="" type="checkbox"/> V800LE - 410 - 8046268 - 800 gallon spoil tank, 31 hp water-cooled Yanmar diesel engine, insulated lockable engine enclosure, 22 gallon fuel tank, 575 CFM, 3 stage filtration using cyclonic separator and 2 micron washable poly filter, 5.6 GPM @ 3000 psi adjustable high pressure water system, two 205 gallon water tanks, full debris tank electronic float shutdown and secondary ball float shutoff, full open external hydraulic door w/ separate door/tank raise circuit, In Tank Clean Out System, 50' water hose w/ reel, three 10'x3" vacuum hose, rotary digging lance, 5' vacuum tool, wash wand. 16,000 GVW trailer. | \$50,995.00 |

Optional Vacuum Features for Above Units

- | | |
|---|-------------------|
| <input checked="" type="checkbox"/> Reverse Flow (requires 8041700) - 8044633 | \$1,128.00 |
| <input checked="" type="checkbox"/> Hot Box - 8047057 | \$4,653.00 |
| <input checked="" type="checkbox"/> Arrow Board - 8034190 | \$1,213.00 |
| <input checked="" type="checkbox"/> 6" Drain Valve Cap Assembly - 8046275 | \$179.00 |
| <input checked="" type="checkbox"/> Additional 10'x3" Hose w/ Storage Tube (2 possible) - 8041575 | \$367.00 |
| <input checked="" type="checkbox"/> Automatic Throttle - 8046274 | \$155.00 |
| <input checked="" type="checkbox"/> 5' "One Man" 4 Nozzle Reduction Tool - 1 piece - 8043115 | \$559.00 |
| <input checked="" type="checkbox"/> V800 Strong Arm - 8047228 | \$1,513.00 |

Trailer Options for Above Units

- | | |
|---|-------------------|
| <input checked="" type="checkbox"/> Surge Brakes 16-20K - 8046661 | \$2,021.00 |
| <input checked="" type="checkbox"/> Hydraulic Jack - 8041127 | \$1,852.00 |
| <input checked="" type="checkbox"/> Two Speed Jack - 8043786 | \$658.00 |
| <input checked="" type="checkbox"/> LED Trailer Light Kit - 8042236 | \$221.00 |

V800LE-HD - 250 and V800LE-HD - 410

- | | |
|--|--------------------|
| <input checked="" type="checkbox"/> V800LE-HD - 250 - 8046269 - 800 gallon spoil tank, 49 hp Kubota diesel engine, 22 gallon fuel tank, 1025 CFM, 3 stage filtration using dual cyclonic separator and 2 micron washable poly filter, 5.6 GPM @ 3000 psi adjustable high pressure water system, two 125 gallon water tanks, full debris tank electronic float shut down and secondary ball float shut off, full open external hydraulic door w/ separate door/tank raise circuit, In Tank Clean Out System, 50' water hose w/ reel, three 10' x 4" vacuum hose, rotary digging lance, 5' vacuum tool, wash wand. 18,000 GVW trailer. | \$54,614.00 |
| <input checked="" type="checkbox"/> V800LE-HD - 410 - 8046270 - 800 gallon spoil tank, 49 hp Kubota diesel engine, 22 gallon fuel tank, 1025 CFM, 3 stage filtration using dual cyclonic separator and 2 micron washable poly filter, 5.6 GPM @ 3000 psi adjustable high pressure water system, two 205 gallon water tanks, full debris tank electronic float shutdown and secondary ball float shutoff, full open external hydraulic door w/ separate door/tank raise circuit, In Tank Clean Out System, 50' water hose w/ reel, three 10'x4" vacuum hose, rotary digging lance, 5' vacuum tool, wash wand. 18,000 GVW trailer. | \$57,246.00 |

Optional Vacuum Features for Above Units

- | | |
|---|--------------------|
| <input checked="" type="checkbox"/> Reverse Flow HD - 8041703 | \$1,316.00 |
| <input checked="" type="checkbox"/> Hot Box - 8047057 | \$4,653.00 |
| <input checked="" type="checkbox"/> Arrow Board - 8034190 | \$1,213.00 |
| <input checked="" type="checkbox"/> 6" Drain Valve Cap Assembly - 8046275 | \$179.00 |
| <input checked="" type="checkbox"/> Additional 10'x4" Hose w/ Storage Tube (2 possible) - 8041577 | \$494.00 |
| <input checked="" type="checkbox"/> 3" Hose Substitution for 4" Hose - 8043810 | \$0.00 |
| <input checked="" type="checkbox"/> Automatic Throttle - 8046274 | \$155.00 |
| <input checked="" type="checkbox"/> Hydraulic Boom - manual rotation, wireless remote, two 5' boom extensions - 8042201 | \$11,891.00 |
| <input checked="" type="checkbox"/> Aux Hydraulic System - 8 GPM @ 2000 psi (not available on V500LE-LTHD) - 8030223 | \$3,469.00 |
| <input checked="" type="checkbox"/> 5' "One Man" 4 Nozzle Reduction Tool - 1 piece - 8043115 | \$559.00 |
| <input checked="" type="checkbox"/> V800 Strong Arm - 8047228 | \$1,513.00 |

Trailer Options for Above Units

- | | |
|---|-------------------|
| <input checked="" type="checkbox"/> Surge Brakes 16-20K - 8046661 | \$2,021.00 |
| <input checked="" type="checkbox"/> Hydraulic Jack - 8041127 | \$1,852.00 |
| <input checked="" type="checkbox"/> Two Speed Jack - 8043786 | \$658.00 |
| <input checked="" type="checkbox"/> LED Trailer Light Kit - 8042236 | \$221.00 |
| <input checked="" type="checkbox"/> Miscellaneous Features: sales code ____ | \$ ____. |

Subtotal:	_____
Dealer Freight & Prep:	_____
Quantity:	_____
Total:	_____
Enter Sales Tax %:	<div style="background-color: yellow; width: 100px; height: 1.2em; display: inline-block;"></div>
Sales Tax:	_____

Grand Total: _____

ACCEPTED:

Vermeer

BY: _____

DATE: _____

Customer

BY: _____

DATE: _____

Pricing effective 06/01/13

NOTE: All pricing in USD \$

NOTE: Include applicable sales tax

Quotes valid for 30 days

Any applicable sales tax is not included. Prices subject to change without notice. These prices are exclusive of any and all duties, import fees, taxes, or other similar charges. These prices may not be available in any transaction involving a trade or rental transaction. This sheet may not include all possible specifications available for this model. For complete product specifications, please contact your local authorized Vermeer dealer. Unless otherwise noted, dealer freight & prep to be determined.

