

Table of Contents

Model	Type	Page(s)
Adjust	Swivel	2-3
Aleta	Lounge	4-5
Avenue	Lounge	6
Basis I, Syncro I, Contour I	Swivel	7-8
Basis II, Syncro II, Contour II	Swivel	9-10
City Club	Lounge	11
Cloud	Swivel	12
Coty Benches	Lounge	13
Cubitt	Lounge	14
Diplomat	Swivel	15
Eddy	Side, Swivel	16-25
Egbert	Lounge	26-27
Enzo	Side	28
Gordo	Lounge	29-30
Huxley	Lounge	31
Indigo	Lounge	32
Logan	Swivel, Side	33
Rona	Lounge	34-35
Sidney	Lounge	36-37
Strata	Side	38-39
Taurus	Swivel	40-41
Tec Line	Swivel	42-44
Teo	Side	45
Tiffany Tables	Tables	46
Upholstery Materials		47
COM/COL Form		48
Finishes		49-50
Terms & Conditions		51





AJ14500


Shown with optional:
AJ43 Arms
Polished metal base






Features

- Thin profile rectilinear seat and back
- Flexible backrest allows for greater seated movement
- Adjustable lumbar support
- Syncro mechanism with infinite back lock
- Easy to adjust sliding seat option
- Standard with black nylon base and free rolling casters

Model #		Description	COM/A
MEDIUM BACK			
	AJ14400	Poly outer shell	\$689
	AJ14400UBR	Upholstered outer shell	\$739
	AJ14500	Poly outer shell, sliding seat 2"	\$739
	AJ14500UBR	Upholstered outer shell, sliding seat 2"	\$789
	Seat Dimension:	19"W x 18"D	
	Seat Height:	16" - 21"H	
	Back Dimension:	18"W x 19" - 22"H	
	Overall:	20"W x 24"D x 35" - 43"H	

TALL BACK		Model #	Description	COM/A
	AJ14700	Poly outer shell	\$789	
	AJ14700UBR	Upholstered outer shell	\$839	
	AJ14800	Poly outer shell, sliding seat 2"	\$839	
	AJ14800UBR	Upholstered outer shell, sliding seat 2"	\$889	
	Seat Dimension:	19"W x 18"D		
	Seat Height:	16" - 21"H		
	Back Dimension:	18"W x 22" - 25"H		
	Overall:	20"W x 24"D x 38" - 46"H		
	Model #	Description		

MEDIUM BACK STOOL		Model #	Description	COM/A
	AJ14400-660	Medium height stool, poly outer shell	\$789	
	AJ14400-660UBR	Medium height stool, uph outer shell	\$839	
	AJ14400-680	Tall height stool, poly outer shell	\$849	
	AJ14400-680UBR	Tall height stool, uph outer shell		
	Seat Dimension:	19"W x 18"D		
	Seat Height:	19" - 26"H (Medium Height)		
	Seat Height:	23" - 32"H (Tall Height)		
	Back Dimension:	18"W x 19" - 22"H		
	Overall:	20"W x 24"D x 38" - 48"H (Medium Height)		
	Overall:	20"W x 24"D x 42" - 54"H (Tall Height)		

OPTIONS		Description	Price	How To Order
	Arms:	AJ62WA Fully Adjustable Rotating Armrests	+\$160	Specify "with AJ62 arms"
		Soft polyurethane arm pads. Adjusts 4" in height, 4" in width and pivots to the side. Adds 6" to overall width.		
		AJ43WA Fully Adjustable Armrests	+\$195	Specify "with AJ43 Arms"
		Soft polyurethane arm pads. Adjusts 4" in height, 4" in width. Adds 6" to overall width.		
		AJ74WA-100 Fully Adjustable Rotating Armrests	+245	Specify "with AJ74 Arms"
		Soft polyurethane arm pads. Adjusts 4" in height, 4" in width and pivots to the front & side. Adds 6" to overall width.		
	Upholstered Arm Cap:	Upholstered Arm Cap	+\$80	Specify "in Black leather or matching upholstered arm cap"
		Standard black leather, available in COM/COL		
	Base:	Polished Metal Base	+\$90	Specify "with Polished Aluminum Base"
		Polished 5-star cast aluminum base		
	Casters:	Hard Floor Safety Casters	+\$30	Specify "with G88 Casters"
		Hard floor, twin wheel, safety locking casters (soft wheeled)		
	Glides:	N20 Glides	+\$20	Specify "with N20 Glides"

COM/COL		1 Chair	Multiple (each)
Models: AJ14400, AJ14500 AJ14700, AJ14800, AJ14400-660, AJ14400-680			
Seat		1 yd./18 sq. ft.	1/2 yd./9 sq. ft.
Back		1 yd./18 sq. ft.	3/4 yd./14 sq. ft.
Chair		1 1/2 yds./27 sq. ft.	1 1/4 yds./20 sq. ft.
Models: AJ14400UBR, AJ14500UBR, AJ14700UBR, AJ14800UBR, AJ14400-660UBR, AJ14400-680UBR			
Seat		1 yd./18 sq. ft.	1/2 yd./9 sq. ft.
Back		1 yd./18 sq. ft.	1 yd./18 sq. ft.
Chair		2 yds./36 sq. ft.	1 1/2 yds./26 sq. ft.



AA15201

Features

- Rectangular polished metal legs
- Classic straight lines
- Loose cushion construction, optional fixed cushions available
- Optional writing tablet and Integrated Cup Holder available
- Optional casters
- Linkz Compatible
- Optional wood arm caps

ALETA



Model #	Description	COM/A
AA 15201	Single Seat Chair	\$1695
AA 15202	Two Seat Sofa	\$2495
AA 15203	Three Seat Sofa	\$3145

AA15201 Seat Dimension: Overall: Arm Height:	22"W x 22"D x 17"H 33"W x 29"D x 29"H 23"	AA15202 Seat Dimension: Overall: Arm Height:	44"W x 22"D x 17"H 55"W x 29"D x 29"H 23"	AA15203 Seat Dimension: Overall: Arm Height:	66"W x 22"D x 17"H 77"W x 29"D x 29"H 23"
---	---	---	---	---	---

TABLES



Model #	Description	COM/A
AA 15161/CUST	Square Table + Customer's Top	\$950
AA 15161/GLASS	Square Table + Glass Top	\$1250
AA 15161/GRAN	Square Table + Black Granite Top	\$2550
AA 15261/CUST	Rectangular Table + Customer's Top	\$1250
AA 15261/GLASS	Rectangular Table + Glass Top	\$1850
AA 15261/GRAN	Rectangular Table + Black Granite Top	\$2850

AA15161 Overall:	21"W x 21"D	AA15261 Overall:	42"W x 21"D
---------------------	-------------	---------------------	-------------

BENCHES



Model #	Description	COM/A
AA15160	Ottoman	\$950
AA15260	Two Seat Bench	\$1400
AA15360	Three Seat Bench	\$1850
AA15360/61 CUST	Two Seat Bench + Customer's Top	\$1850
AA15360/61 GLASS	Two Seat Bench + Glass Top	\$2150
AA15360/61 GRAN	Two Seat Bench + Granite Top	\$3450
AA15160 Overall Dimensions:	21"W x 21"D x 17"H	AA15260 Overall Dimensions: 42"W x 21"D x 17"H
		AA15360 Overall Dimensions: 63"W x 21"D x 17"H

BENCHES WITH ARMS



Model #	Description	COM/A
AA15270	Two Seat Bench with arms	\$1625
AA15370	Three Seat Bench with arms	\$2075
AA15370/61 CUST	Two Seat Bench with arms + Customer's top	\$2075
AA15370/61 GLASS	Three Seat Bench with arms + Glass top	\$2375
AA15370/61 GRAN	Three Seat Bench with arms + Granite top	\$3675
AA15270 Overall Dimensions:	53"W x 21"D x 17"H	AA15370 Overall Dimensions: 74"W x 21"D x 17"H

OPTIONS

	Description	Price	How To Order
Writing Tablet:	Writing Tablet Rotates 360°, work surface in black textured laminate. Mounted on right unless otherwise specified.	+\$295	Specify "with writing tablet"
Casters:	Casters AA15201 model only	+\$80	Specify "with casters"
Integrated Cup Holder:	Integrated Cup Holder Standard on arm opposite writing tablet on left arm unless otherwise specified	+\$70	Specify "with Integrated Cup Holder"
Fixed Cushions:	Fixed Cushions Single Seat Chair Two Seat Sofa Three Seat Sofa	+\$70 +\$130 +\$190	Specify "with fixed cushions"
Wood Arm Caps:	Wood Arm Caps See page 93 for available maple finishes and custom finish options	+\$100	Specify "with wood arm caps"
Square Stitch Upholstery:	Square Stitch Upholstery Square stitch pattern sewn into upholstery	+\$100	Specify "to meet CAL133"
CAL133 Compliance:	CAL133 Meets California 133 fire code standard	+15%	Specify "to meet CAL133"

COM/COL

	1 Chair	Multiple (each)
Model: AA15201	6 yd./108 sq. ft.	5 yd./82 sq. ft.
Model: AA15202	8 yd./144 sq. ft.	7 yd./125 sq. ft.
Model: AA15203	10 yd./180 sq. ft.	9½ yd./166 sq. ft.
Model: AA15161	1½ yd./24 sq. ft.	1 yd./17 sq. ft.
Model: AA15261	2 yd./36 sq. ft.	1½ yd./27 sq. ft.
Model: AA15160	2 yd./36 sq. ft.	1½ yd./24 sq. ft.
Model: AA15260	3½ yd./63 sq. ft.	3 yd./54 sq. ft.
Model: AA15270	6 yd./108 sq. ft.	5.5 yd./99 sq. ft.
Model: AA15360	5 yd./90 sq. ft.	4½ yd./75 sq. ft.
Model: AA15370	7½ yd./135 sq. ft.	7 yd./126 sq. ft.



AV2001

Features

- Classic straight lines
- Optional writing tablet
- Optional wood arm caps
- Loose cushion construction, optional fixed cushions available
- Solid wood feet available in various color finishes
- Optional casters

AVENUE



Model #	Description	COM/A
AV2001	Single Seat Chair	\$1695
AV2002	Two Seat Sofa	\$2595
AV2003	Three Seat Sofa	\$3345
AV2001 Seat Dimension: Overall: Arm Height:	22"W x 22"D x 17"H 33"W x 29"D x 29"H 23"	AV2002 Seat Dimension: Overall: Arm Height:
		44"W x 22"D x 17"H 55"W x 29"D x 29"H 23"
		AV2003 Seat Dimension: Overall: Arm Height:
		66"W x 22"D x 17"H 77"W x 29"D x 29"H 23"

OPTIONS

Description	Price	How To Order
Wood Feet Finish:	Wood Feet See page 61 for available maple finishes and custom finish option.	n/c Specify "with _____ finish feet"
Wood Arm Caps:	Arm Caps See page 61 for available maple finishes and custom finish option.	+\$195 Specify "with _____ finish arm cap."
Writing Tablet:	Writing Tablet Rotates 360°, work surface in black textured laminate. Mounted on right unless otherwise specified.	+\$295 Specify "with writing tablet"
Fixed Cushions:	Fixed Cushions Single Seat Chair Two Seat Sofa Three Seat Sofa	+\$70 +\$130 +\$190 Specify "with fixed cushion(s)"
CAL133 Compliance:	CAL133 Meets California 133 fire code standard	+15% Specify "to meet CAL133"

COM/COL

	1 Chair	Multiple (each)
Models: AV2001	6 yds./115 sq. ft.	5½ yds./100 sq. ft.
Models: AV2002	9 yds./165 sq. ft.	8¾ yds./150 sq. ft.
Models: AV2003	11½ yds./225 sq. ft.	10¾ yds./210 sq. ft.

BASIS I / SYNCRO I / CONTOUR I



CT2340N

Shown with optional:
OM42WA Arms

Basis

Seat and back adjust independently

Backrest moves pneumatically with the user or can be fixed in any position within the range. Optional seat tilt can be adjusted forward or reclined.

Standard with black nylon base and free rolling casters.

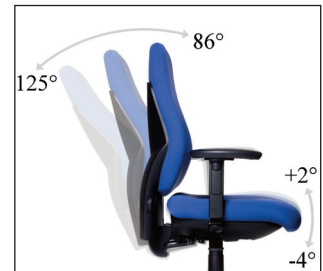


Syncro

Seat and back adjusts pneumatically with Synchronized Fluid-Motion™

allowing the seat and back to move in unison, providing continuous lumbar support to the user. This feature can also be fixed in any position within the range.

Standard with black nylon base and free rolling casters.

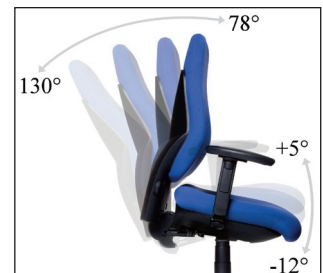



Contour


Seat and back adjusts pneumatically with Synchronized Fluid-Motion™

with AirBalance® allows the seat and back to move in unison, providing continuous lumbar support to the user. This feature also can be fixed in any position within the range. AirBalance® provides additional forward seat tilt.

Standard with black nylon base and free rolling casters.






Model # Description		COM/A
MEDIUM BACK		
	BL1310N	Basis \$579
	BL1300N	Basis, seat tilt \$679
	SL1350N	Syncro, Synchronized Fluid-Motion™ \$729
	CT2320N	Contour, Synchronized Fluid-Motion™ with AirBalance® \$779
Seat Dimension: 19"W x 18"D		
Seat Height: 16" - 21"H		
Back Dimension: 16"W x 16 1/2"H		
Overall: 20 1/2"W x 27"D x 32 1/2" - 37 1/2"H		

Model # Description		COM/A
TALL BACK		
	BL1410N	Basis \$629
	BL1400N	Basis, seat tilt \$729
	SL1450N	Syncro, Synchronized Fluid-Motion™ \$779
	CT2340N	Contour, Synchronized Fluid-Motion™ with AirBalance® \$829
Seat Dimension: 19"W x 18"D		
Seat Height: 16" - 21"H		
Back Dimension: 16"W x 21 1/2"H		
Overall: 20 1/2"W x 27"D x 37 1/2" - 42 1/2"H		

BASIS I / SYNCRO I / CONTOUR I

	Model #	Description	COM/A
MEDIUM BACK STOOL			
	BL1310-660N	Basis, Medium Height Stool	\$679
	BL8328-660N	Basis, Medium Height Stool, seat tilt	\$779
	SL1358-660N	Syncro, Medium Height Stool, seat tilt	\$829
	CT2328-660N	Contour, Medium Height Stool, seat tilt	\$879
	BL1310-680N	Basis, Tall Height Stool	\$689
	BL8388N	Basis, Tall Height Stool, seat tilt	\$789
	SL1358-680N	Syncro, Tall Height Stool, seat tilt	\$839
	CT2388-680N	Contour, Tall Height Stool, seat tilt	\$889
Seat Dimension:		19"W x 18"D	
Seat Height:		19" - 26"H (Medium Height)	
Seat Height:		23" - 32"H (Tall Height)	
Back Dimension:		16"W x 16 ^{1/2} "H	
Overall:		20 ^{1/2} "W x 27"D x 35 ^{1/2} " - 42 ^{1/2} "H (Medium Height)	
Overall:		20 ^{1/2} "W x 27"D x 39 ^{1/2} " - 48 ^{1/2} "H (Tall Height)	

OPTIONS		Description	Price	How To Order
Arms:				
	HA2 Height Adjustable Armrests		+\$125	Specify "with HA2 Arms"
	Soft polyurethane arm pads. Adjusts 3" in height. Adds 6" to overall width.			
	OM42WA Fully Adjustable Armrests		+\$195	Specify "with OM42WA arms"
	Soft polyurethane arm pads. Adjusts 4" in height, 4" in width. Adds 6" to overall width.			
	OM62WA Fully Adjustable Rotating Armrests		+\$160	Specify "with OM62WA arms"
	Soft polyurethane arm pads. Adjusts 4" in height, 4" in width and pivots to the side. Adds 6" to overall width.			
Base:		Polished Metal Base	+\$90	Specify "with Polished Aluminum Base"
		Polished 5-star cast aluminum base		
Casters:		Hard Floor Safety Casters	+\$30	Specify "with G88 Casters"
		Hard floor, twin wheel, safety locking casters (soft wheeled)		
Glides:		N20 Glides	+\$20	Specify "with N20 Glides"
Sliding Seat:		Sliding Seat - Syncro Version Only	+\$80	Specify "with Sliding Seat"
		Seat adjusts 3" in depth		
Upholstered Arm Cap:		Upholstered Arm Cap	+\$80	Specify "in Black leather or matching upholstered arm cap"
		Standard black leather, available in COM/COL		
Contrasting Colors:		Contrasting upholstered colored seat & back	+\$30	Specify "Contrasting Colors"

COM/COL	1 Chair	Multiple (each)
Medium back models: BL1300N, BL1310N, SL1350N, CT2320N & All Stools		
Seat	1 yd./18 sq. ft.	1/2 yd./9 sq. ft.
Back	1 yd./18 sq. ft.	1/2 yd./9 sq. ft.
Chair	1 1/4 yds./22 sq. ft.	1 yd./18 sq. ft.
Tall back models: BL1400N, BL1410N, SL1450N, CT2340N		
Seat	1 yd./18 sq. ft.	1/2 yd./9 sq. ft.
Back	1 yd./18 sq. ft.	1/2 yd./9 sq. ft.
Chair	1 1/2 yds./22 sq. ft.	1 yd./18 sq. ft.

Model: Upholstered Arm Cap 1/8 yd./2 1/2 sq. ft.

BASIS II / SYNCRO II / CONTOUR II



BL1400P

Shown with optional:
OM42WA Arms
Polished metal base

Basis

Seat and back adjust independently

Backrest moves pneumatically with the user or can be fixed in any position within the range. Optional seat tilt can be adjusted forward or reclined.

Standard with black nylon base and free rolling casters.



Syncro

Seat and back adjusts pneumatically with Synchronized Fluid-Motion™

allowing the seat and back to move in unison, providing continuous lumbar support to the user. This feature can also be fixed in any position within the range.

Standard with black nylon base and free rolling casters.

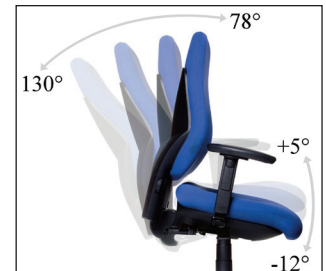


Contour

Seat and back adjusts pneumatically with Synchronized Fluid-Motion™

with AirBalance® allows the seat and back to move in unison, providing continuous lumbar support to the user. This feature also can be fixed in any position within the range. AirBalance® provides additional forward seat tilt.

Standard with black nylon base and free rolling casters.



MEDIUM BACK



Model #	Description	COM/A
BL1310P	Basis	\$599
BL1300P	Basis, seat tilt	\$699
SL1350P	Syncro, Synchronized Fluid-Motion™	\$749
CT2320P	Contour, Synchronized Fluid-Motion™ with AirBalance®	\$799
Seat Dimension:	19"W x 18"D	
Seat Height:	16" - 21"H	
Back Dimension:	19"W x 20"H	
Overall:	20"W x 27"D x 36" - 41"H	

TALL BACK






Model #	Description	COM/A
BL1410P	Basis	\$649
BL1400P	Basis, seat tilt	\$749
SL1450P	Syncro, Synchronized Fluid-Motion™	\$799
CT2340P	Contour, Synchronized Fluid-Motion™ with AirBalance®	\$849
Seat Dimension:	19"W x 18"D	
Seat Height:	16" - 21"H	
Back Dimension:	19"W x 24"H	
Overall:	20"W x 27"D x 40" - 45"H	

BASIS II / SYNCRO II / CONTOUR II



Model #	Description	COM/A
MEDIUM BACK STOOL		
BL1310-660P	Basis, Medium Height Stool	\$699
BL1300-660P	Basis, Medium Height Stool, seat tilt	\$799
SL1350-660P	Syncro, Medium Height Stool, seat tilt	\$849
CT2320-660P	Contour, Medium Height Stool, seat tilt	\$899
BL1310-680P	Basis, Tall Height Stool	\$709
BL1300-680P	Basis, Tall Height Stool, seat tilt	\$809
SL1350-680P	Syncro, Tall Height Stool, seat tilt	\$859
CT2320-680P	Contour, Tall Height Stool, seat tilt	\$909
Seat Dimension:	19"W x 18"D	
Seat Height:	19" - 26"H (Medium Height)	
Seat Height:	23" - 32"H (Tall Height)	
Back Dimension:	19"W x 20"H	
Overall:	20"W x 27"D x 39" - 46"H (Medium Height)	
Overall:	20"W x 27"D x 43" - 52"H (Tall Height)	

Options	Description	Price	How To Order
Arms:			
	HA2 Height Adjustable Armrests Soft polyurethane arm pads. Adjusts 3" in height. Adds 6" to overall width.	+\$125	Specify "with HA2 Arms"
	OM42WA Fully Adjustable Armrests Soft polyurethane arm pads. Adjusts 4" in height, 4" in width. Adds 6" to overall width.	+\$195	Specify "with OM42WA arms"
	OM62WA Fully Adjustable Rotating Armrests Soft polyurethane arm pads. Adjusts 4" in height, 4" in width and pivots to the side. Adds 6" to overall width.	+\$160	Specify "with OM62WA arms"
Base:	Polished Metal Base Polished 5-star cast aluminum base	+\$90	Specify "with Polished Aluminum Base"
Casters:	Hard Floor Safety Casters Hard floor, twin wheel, safety locking casters (soft wheeled)	+\$30	Specify "with G88 Casters"
Glides:	N20 Glides	+\$20	Specify "with N20 Glides"
Sliding Seat:	Sliding Seat - Syncro Version Only Seat adjusts 3" in depth	+\$80	Specify "with Sliding Seat"
Upholstered Arm Cap:	Upholstered Arm Cap Standard black leather, available in COM/COL	+\$80	Specify "in Black leather or matching upholstered arm cap"
Contrasting Colors:	Contrasting upholstered colored seat & back	+\$30	Specify "Contrasting Colors"

COM/COL	1 Chair	Multiple (each)
Medium back models: BL1300, BL1310P, SL1350P, CT2320P & All Stools		
Seat	1 yd./18 sq. ft.	1/2 yd./9 sq. ft.
Back	1 yd./18 sq. ft.	1/2 yd./9 sq. ft.
Chair	1 1/2 yds./23 sq. ft.	1 yd./20 sq. ft.
Tall back models: BL1400P, BL1410P, SL1450P, CT2340P		
Seat	1 yd./18 sq. ft.	1/2 yd./9 sq. ft.
Back	1 yd./18 sq. ft.	5/8 yd./12 sq. ft.
Chair	1 1/2 yds./25 sq. ft.	1 1/4 yds./22 sq. ft.
Model: Upholstered Arm Cap 10		1/8 yd./2 1/2 sq. ft.

**CC0010**

Shown with optional:
Writing tablet

Features

- Updated version of the classic club chair
- Single seat chair and two seat sofa available
- Comfortable supportive seating
- Feet standard in polished metal.
- Optional writing tablet available

CITY CLUB**Model #****Description****COM/A**

CC0010

Single Seat Chair

\$1195

CC0020*

Two Seat Sofa

\$2195

*Special order, lead time: 8 - 10 weeks

C00010

Seat Dimension:

Overall:

19"W x 20"D x 17"H

26¹/₂"W x 29"D x 28¹/₂"H

C00020

Seat Dimension:

Overall:

48"W x 20"D x 17"H

55¹/₂"W x 29"D x 28¹/₂"H**OPTIONS****Description****Price****How To Order****Feet / Base:****Swivel Base (CC0010 Only)**

Round polished metal base

+\$220

Specify **"Round Base"****Writing Tablet:****Writing Tablet**Rotates 360°, work surface in black textured laminate.
Mounted on right unless otherwise specified.

+\$295

Specify **"Writing Tablet"****CAL133 Compliance:****CAL133**

Meets California 133 fire code standard

+15%

Specify **"to meet CAL133"****COM/COL****1 Chair****Multiple (each)****Model: CC0010**

5 yds./85 sq. ft.

4 yds./75 sq. ft.

Model: CC0020

8 yds./140 sq. ft.

7 yds./130 sq. ft.



CL9000

Features

- Contoured back with lumbar support ensures comfortable position
- Variable backlock position enables the user to fix chair in any position
- Knee tilt mechanism provides ergonomic seating position when in reclining position
- Standard with black nylon base and free rolling casters

CLOUD	Model #	Description	COM/A	B	COL/C	D	E	Black Leather	Leather
	CL9000	Black PU Loop Arms	\$845						
	CL9050	Upholstered Closed Arms	\$1145						
	CL9060	Polished loop arms	\$1095						
	Seat Dimension:	20"W x 20"D							
	Seat Height:	16" - 21"H							
	Back Dimension:	20"W x 27"H							
	Overall:	25 ¹ / ₂ "W x 26"D x 43" - 48"H							

OPTIONS	Description	Price	How To Order
Base:	Polished Metal Base Polished 5-star cast aluminum base	+\$90	Specify "with Polished Aluminum Base"
Casters:	Hard Floor Safety Casters Hard floor, twin wheel, safety locking casters (soft wheeled)	+\$30	Specify "with G88 Casters"
Glides:	N20 Glides	+\$20	Specify "with N20 Glides"
CAL133 Compliance:	CAL133 Meets California 133 fire code standard	+15%	Specify "to meet CAL133"
Arm Pad (CL9060):	Standard black soft PU pads. Matching COM/COL	n/c +\$180	Specify "Standard Arm Pad" Specify "COM/COL Arm Pad"

COM/COL	1 Chair	Multiple (each)
Model: CL9000	2 ³ / ₄ yds./50 sq. ft.	2 ¹ / ₂ yds./43 sq. ft.
Model: CL9050	3 ¹ / ₄ yds./69 sq. ft.	3 yds./60 sq. ft.
Model: CL9060	2 ³ / ₄ yds./50 sq. ft.	2 ¹ / ₂ yds./43 sq. ft.





CY2266







CY2269

Features

- Slim, subtle rectangular design
- Available as flat fully upholstered and also with additional split seat stitching detail
- Standard square wood feet with other optional feet

COTY BENCHES		Model #	Description	COM/A
 		CY2166	Ottoman	\$950
		CY2266	Two Seater Bench, Split Seat	\$1400
		CY2366	Three Seater Bench, Split Seat	\$1850
		CY2169	Ottoman (no split seat)	\$950
		CY2269	Two Seater Bench (no split seat)	\$1400
		CY2369	Three Seater Bench (no split seat)	\$1850
		Ottoman Overall:	21"W x 21"D x 17"H	Two Seater Overall: 42"W x 21"D x 17"H
				Three Seater Overall: 63"W x 21"D x 17"H

COTY BENCHES WITH OPTIONAL FEET		Model #	Description	COM/A
 Aleta Foot		CY8166	Ottoman, Split Seat	\$850
		CY8266	Two Seater Bench, Split Seat	\$1300
		CY8366	Three Seater Bench, Split Seat	\$1750
 Egbert Foot		CY8169	Ottoman (no split seat)	\$850
		CY8269	Two Seater bench (no split seat)	\$1300
		CY8369	Three Seater Bench (no split seat)	\$1750
 Indigo Foot			*Specify selected foot	
 Sidney Foot		Ottoman Overall:	21"W x 21"D x 17"H	Two Seater Overall: 42"W x 21"D x 17"H
				Three Seater Overall: 63"W x 21"D x 17"H

OPTIONS		Description	Price	How To Order
CAL133 Compliance:		CAL133 Meets California 133 fire code standard	+15%	Specify "CAL133"
Foot Type:		Foot Type Various foot types available	+n/c	Specify "with _____ foot"

COM/COL		1 Chair	Multiple (each)
Models: Ottoman		2 yd./36 sq. ft.	1.5/24 sq. ft.
Two Seater		3.5 yd./63 sq. ft.	3/54sq. ft.
Three Seater		5 yd./90 sq. ft.	4.5/24 sq. ft.



CU18001

Features

- Sleek, square lines
- Standard polished metal rectangular legs
- Loose cushion construction
- Optional casters for easy mobility for single seat chair
- Optional Integrated Cup Holder

CUBITT



Model #	Description	COM/A
CU18001	Single Seat Chair	\$1795
CU18002	Two Seat Sofa	\$2695
CU18003	Three Seat Sofa	\$3445
CU18001 Seat Dimension: Overall: Arm Height:	22"W x 17"D x 17"H 33"W x 29"D x 28"H 28"	CU18002 Seat Dimension: Overall: Arm Height: 44"W x 22"D x 17"H 55"W x 29"D x 28"H 28"
		CU18003 Seat Dimension: Overall: Arm Height: 66"W x 22"D x 17"H 77"W x 29"D x 28"H 28"

OPTIONS

	Description	Price	How To Order
Integrated Cup Holder:	Integrated Cup Holder Standard on arm opposite writing tablet on left arm unless otherwise specified	+\$70	Specify "with Integrated Cup Holder"
Casters:	Casters 100 mm casters (4)	+\$80	Specify "with casters"
CAL133 Compliance:	CAL133 Meets California 133 fire code standard	+15%	Specify "to meet CAL133"

COM/COL


1 Chair

Multiple (each)

CU18001	6.5 yd./116 sq. ft.	5.5 yd./90 sq. ft.
CU18002	8.5 yd./152 sq. ft.	7.5 yd./133 sq. ft.
CU18003	10.5 yd./188 sq. ft.	10 yd./174 sq. ft.



SWX9805/000

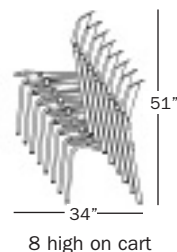
DIPLOMAT	Model #	Description	COM/A
	SWX9805/000	Swivel Chair	\$750



ED4010

Features

- Rugged construction of perforated poly available in various colors
- Multitude of optional add on functions
- 4-Post, Sled Base, Swivel, Bench and Stool versions available
- Optional seat and back upholstery pads
- Polypropylene Finish Options:



Solid Colors

200 Black	042 White
700 Gray	003 Beige
800 Red	034 Brown
900 Blue	4123 Green
*Check lead time with Customer Service	

Dimensions

Seat Dimension:	17 ^{1/2} "W x 18 ^{1/2} "D x 17"H
Back Dimension:	18"W x 13"H
Overall Without Arms:	20"W x 22"D x 33"H
Overall With Arms:	23"W x 22"D x 33"H

POLY SEAT & BACK



Model #	Description	Poly
ED4000	Black frame, no arms	\$249
ED4002	Black frame, arms	\$299
ED4000-000	Polished metal frame, no arms	\$319
ED4002-000	Polished metal frame, arms	\$369

UPHOLSTERED SEAT PAD/POLY BACK



Model #	Description	COM/A
ED4010	Black frame, no arms	\$319
ED4012	Black frame, arms	\$369
ED4010-000	Polished metal frame, no arms	\$389
ED4012-000	Polished metal frame, arms	\$439

UPHOLSTERED SEAT & BACK PADS ON POLY



Model #	Description	COM/A
ED4020	Black frame, no arms	\$389
ED4022	Black frame, arms	\$439
ED4020-000	Polished metal frame, no arms	\$459
ED4022-000	Polished metal frame, arms	\$509

EDDY WITH CASTERS



ED4092-000

Features

• Rugged construction of perforated poly available in various colors

• Multitude of optional add on functions

• Optional seat and back upholstery pads

• Standard with free rolling casters

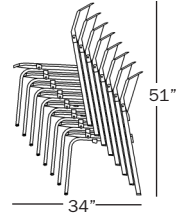
• Polypropylene Finish Options:

Solid Colors

200 Black	042 White
700 Gray	003 Beige
800 Red	034 Brown
900 Blue	4123 Green
*Check lead time with Customer Service	

Dimensions

Seat Dimension:	17 ^{1/2} "W x 18 ^{1/2} "D x 17"H
Back Dimension:	18"W x 13"H
Overall:	20"W x 22"D x 33"H
Overall With Arms:	23"W x 22"D x 33"H



8 high on cart

POLY SEAT & BACK



Model #	Description	Poly
ED4070	Black frame, no arms	\$309
ED4072	Black frame, arms	\$359
ED4070-000	Polished metal frame, no arms	\$379
ED4072-000	Polished metal frame, arms	\$429

UPHOLSTERED SEAT PAD/POLY BACK



Model #	Description	COM/A
ED4080	Black frame, no arms	\$379
ED4082	Black frame, arms	\$429
ED4080-000	Polished metal frame, no arms	\$449
ED4082-000	Polished metal frame, arms	\$499

UPHOLSTERED SEAT & BACK PADS ON POLY



Model #	Description	COM/A
ED4090	Black frame, no arms	\$449
ED4092	Black frame, arms	\$499
ED4090-000	Polished metal frame, no arms	\$519
ED4092-000	Polished metal frame, arms	\$569

EDDY 3 BEAM



POLY SEAT & BACK	Model #	Description	Poly
	ED4500B3S3	3 seats, no arms	\$1407
	ED4502B3S3	3 seats, shared arms	\$1557
	ED4500B3S2C	2 seats, center table, no arms	\$1188
	ED4502B3S2C	2 seats, center table, shared arms	\$1288
	ED4500B3S2E	2 seats, end table, no arms	\$1188
	ED4502B3S2E	2 seats, end table, shared arms	\$1288

UPHOLSTERED SEAT PAD/POLY BACK	Model #	Description	COM/A
	ED4510B3S3	3 seats, no arms	\$1617
	ED4512B3S3	3 seats, shared arms	\$1767
	ED4510B3S2C	2 seats, center table, no arms	\$1328
	ED4512B3S2C	2 seats, center table, shared arms	\$1428
	ED4510B3S2E	2 seats, end table, no arms	\$1328
	ED4512B3S2E	2 seats, end table, shared arms	\$1428

UPHOLSTERED SEAT & BACK PADS ON POLY	Model #	Description	COM/A
	ED4520B3S3	3 seats, no arms	\$1827
	ED4522B3S3	3 seats, shared arms	\$1977
	ED4520B3S2C	2 seats, center table, no arms	\$1468
	ED4522B3S2C	2 seats, center table, shared arms	\$1568
	ED4520B3S2E	2 seats, end table, no arms	\$1468
	ED4522B3S2E	2 seats, end table, shared	\$1568

arms



ED4402B5S5

•Polypropylene Finish Options:

Solid Colors

200 Black	042 White
700 Gray	003 Beige
800 Red	034 Brown
900 Blue	4123 Green
*Check lead time with Customer Service	

•Table is black textured laminate, legs are polished metal.

•Dimensions

Seat Dimension:	17 ^{1/2} "W x 18 ^{1/2} "D
Seat Height:	16" - 21"
Back Dimension:	18"W x 13"H
3 Beam Overall:	105"W x 22"D x 33"H
5 Beam Overall:	63"W x 22"D x 33"H



ED4402B5S4E

Model #	Description	Poly
POLY SEAT & BACK		
ED4500B5S5	5 seats, no arms	\$2245
ED4502B5S5	5 seats, shared arms	\$2495
ED4500B5S4C	4 seats, center table, no arms	\$2026
ED4502B5S4C	4 seats, center table, shared arms	\$2226
ED4500B5S4E	4 seats, end table, no arms	\$2026
ED4502B5S4E	4 seats, end table, shared arms	\$2226

Model #	Description	COM/A
UPHOLSTERED SEAT PAD/POLY BACK		
ED4510B5S5	5 seats, no arms	\$2595
ED4512B5S5	5 seats, shared arms	\$2845
ED4510B5S4C	4 seats, center table, no arms	\$2306
ED4512B5S4C	4 seats, center table, shared arms	\$2506
ED4510B5S4E	4 seats, end table, no arms	\$2306
ED4512B5S4E	4 seats, end table, shared arms	\$2506

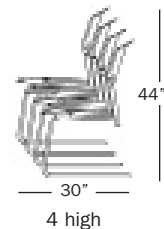
Model #	Description	COM/A
UPHOLSTERED SEAT & BACK PADS ON POLY		
ED4520B5S5	5 seats, no arms	\$2945
ED4522B5S5	5 seats, shared arms	\$3195
ED4520B5S4C	4 seats, center table, no arms	\$2586
ED4522B5S4C	4 seats, center table, shared arms	\$2786
ED4520B5S4E	4 seats, end table, no arms	\$2586
ED4522B5S4E	4 seats, end table, shared arms	\$2786

EDDY SLED



Features

- Rugged construction of perforated poly available in various colors
- Multitude of optional add on functions
- Optional seat and back upholstery pads



• Polypropylene Finish Options:

Solid Colors

200 Black	042 White
700 Gray	003 Beige
800 Red	034 Brown
900 Blue	4123 Green
*Check lead time with Customer Service	

• Dimensions

Seat Dimension:	17 1/2" W x 18 1/2" D x 17" H
Back Dimension:	18" W x 13" H
Overall Without Arms:	20" W x 22" D x 33" H
Overall With Arms:	23" W x 22" D x 33" H

ED4120-000

Model #	Description	Poly
POLY SEAT & BACK		
ED4100	Black frame, no arms	\$349
ED4102	Black frame, arms	\$399
ED4100-000	Polished metal frame, no arms	\$419
ED4102-000	Polished metal frame, arms	\$469

Model #	Description	COM/A
UPHOLSTERED SEAT PAD/POLY BACK		
ED4110	Black frame, no arms	\$419
ED4112	Black frame, arms	\$469
ED4110-000	Polished metal frame, no arms	\$489
ED4112-000	Polished metal frame, arms	\$539

Model #	Description	COM/A
UPHOLSTERED SEAT & BACK PADS ON POLY		
ED4120	Black frame, no arms	\$489
ED4122	Black frame, arms	\$539
ED4120-000	Polished metal frame, no arms	\$559
ED4122-000	Polished metal frame, arms	\$609



ED4400

Features

- Rugged construction of perforated poly available in various colors
- Multitude of optional add on functions
- Optional seat and back upholstery pads
- Standard with black nylon base and free rolling casters

• Polypropylene Finish Options:

Solid Colors

200 Black	042 White
700 Gray	003 Beige
800 Red	034 Brown
900 Blue	4123 Green
*Check lead time with Customer Service	

• Dimensions

Seat Dimension:	17 ^{1/2} "W x 18 ^{1/2} "D
Seat Height:	16" - 21"
Back Dimension:	18"W x 13"H
Overall Without Arms:	20"W x 22"D x 29" - 34"H
Overall With Arms:	23"W x 22"D x 33"H

	Model #	Description	Poly
--	---------	-------------	------

POLY SEAT & BACK



ED4400	Black frame, no arms	\$369
ED4402	Black frame, arms	\$419

	Model #	Description	COM/A
--	---------	-------------	-------

UPHOLSTERED SEAT PAD/POLY BACK



ED4410	Black frame, no arms	\$439
ED4412	Black frame, arms	\$489

	Model #	Description	COM/A
--	---------	-------------	-------

UPHOLSTERED SEAT & BACK PADS ON POLY



ED4420	Black frame, no arms	\$509
ED4422	Black frame, arms	\$559

EDDY COUNTER STOOL



ED4300-000CS

Features

• Rugged construction of perforated poly available in various colors

• Multitude of optional add on functions

• Optional seat and back upholstery pads

• Polypropylene Finish Options:

Solid Colors

200 Black	042 White
700 Gray	003 Beige
800 Red	034 Brown
900 Blue	4123 Green

*Check lead time with Customer Service

• Dimensions

Seat Dimension:	17 ^{1/2} "W x 18 ^{1/2} "D x 23 ^{1/2} "H
Back Dimension:	18"W x 13"H
Overall:	20"W x 22"D x 39 ^{1/2} "H

Counter stools: Special order, check lead time with Customer Service

POLY SEAT & BACK



Model #	Description	Poly
ED4300CS	Black frame, no arms	\$429
ED4302CS	Black frame, arms	\$479
ED4300-000CS	Polished metal frame, no arms	\$539
ED4302-000CS	Polished metal frame, arms	\$589

UPHOLSTERED SEAT PAD/POLY BACK



Model #	Description	COM/A
ED4310CS	Black frame, no arms	\$499
ED4312CS	Black frame, arms	\$549
ED4310-000CS	Polished metal frame, no arms	\$609
ED4312-000CS	Polished metal frame, arms	\$659

UPHOLSTERED SEAT & BACK PADS ON POLY



Model #	Description	COM/A
ED4320CS	Black frame, no arms	\$559
ED4322CS	Black frame, arms	\$619
ED4320-000CS	Polished metal frame, no arms	\$679
ED4322-000CS	Polished metal frame, arms	\$729

EDDY BAR STOOL



Features

- Rugged construction of perforated poly available in various colors
- Multitude of optional add on functions
- Optional seat and back upholstery pads
- Polypropylene Finish Options:

Solid Colors




200 Black	042 White
700 Gray	003 Beige
800 Red	034 Brown
900 Blue	4123 Green
*Check lead time with Customer Service	

Dimensions

Seat Dimension:	17 ^{1/2} "W x 18 ^{1/2} "D x 29"H
Back Dimension:	18"W x 13"H
Overall Without Arms:	20"W x 22"D x 45"H
Overall With Arms:	23"W x 22"D x 45"H

Bar stools: Special order, check lead time with Customer Service

ED4300-000

Model #		Description	Poly
POLY SEAT & BACK			
	ED4300	Black frame, no arms	\$429
	ED4302	Black frame, arms	\$479
	ED4300-000	Polished metal frame, no arms	\$539
	ED4302-000	Polished metal frame, arms	\$589
Model #		Description	COM/A
UPHOLSTERED SEAT PAD/POLY BACK			
	ED4310	Black frame, no arms	\$499
	ED4312	Black frame, arms	\$549
	ED4310-000	Polished metal frame, no arms	\$609
	ED4312-000	Polished metal frame, arms	\$659
Model #		Description	COM/A
UPHOLSTERED SEAT & BACK PADS ON POLY			
	ED4320	Black frame, no arms	\$559
	ED4322	Black frame, arms	\$619
	ED4320-000	Polished metal frame, no arms	\$679
	ED4322-000	Polished metal frame, arms	\$729

EDDY STOOL



ED4400-660

Features

- Rugged construction of perforated poly available in various colors
- Multitude of optional add on functions
- Optional seat and back upholstery pads
- Standard with black frame only and black nylon base with free rolling casters

• Polypropylene Finish Options:

Solid Colors

200 Black	042 White
700 Gray	003 Beige
800 Red	034 Brown
900 Blue	4123 Green
*Check lead time with Customer Service	

• Dimensions

Seat Dimension:	17 ^{1/2} "W x 18 ^{1/2} "D
Seat Height:	19" - 26"H (Medium Height)
Seat Height:	23" - 32"H (Tall Height)
Back Dimension:	18"W x 13"H
Overall:	20"W x 22"D x 35" - 42"H (Medium Height)
Overall with arms:	23"W x 22"D x 35" - 42"H (Medium Height)
Overall:	20"W x 22"D x 39" - 48"H (Tall Height)
Overall with arms:	23"W x 22"D x 39" - 48"H (Tall Height)

POLY SEAT & BACK



Model #	Description	Poly
ED4400-660	Medium Height Stool, no arms	\$469
ED4402-660	Medium Height Stool, arms	\$519
ED4400-680	Tall Height Stool, no arms	\$479
ED4402-680	Tall Height Stool, arms	\$529

UPHOLSTERED SEAT PAD/POLY BACK

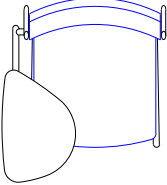
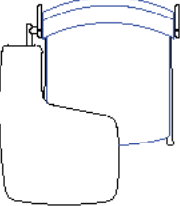


Model #	Description	COM/A
ED4410-660	Medium Height Stool, no arms	\$539
ED4412-660	Medium Height Stool, arms	\$589
ED4410-680	Tall Height Stool, no arms	\$549
ED4412-680	Tall Height Stool, arms	\$599

UPHOLSTERED SEAT & BACK PADS ON POLY



Model #	Description	COM/A
ED4420-660	Medium Height Stool, no arms	\$609
ED4422-660	Medium Height Stool, arms	\$659
ED4420-680	Tall Height Stool, no arms	\$619
ED4422-680	Tall Height Stool, arms	\$669


OPTIONS		Description	Price	How To Order
Base: (Swivel Only)		Polished Metal Base Polished 5-star cast aluminum base	+\$90	Specify “with Polished Aluminum Base”
Casters:		Hard Floor Safety Casters Hard floor, twin wheel, safety locking casters (soft wheeled)	+\$30	Specify “with G88 Casters”
Glides:		N20 Glides (Swivel Version) Hard Floor Glides (Sled Base Version) Specifically designed for wood floor use	+\$20 +\$25	Specify “with N20 Glides” Specify “with Hard Floor Glides”
Stacking Cart:		Mobile Stacking Cart Accommodates eight 4-post or four sled base chairs	+\$235	Specify “with FR0348 Cart”
Writing Tablet:		Stackable Writing Tablet Pivots in, flips up, and rotates to rear. Writing tablets are standard right handed. For left handed, contact customer service. May be subjected to longer lead time. Work surface in black textured laminate. Dimensions: 10"W x 11"D (kidney-shape) Requires partial assembly on site. Estimated assembly time 3 - 5 minutes. For factory assembly; add \$50 each.	+\$195	Specify “with Stackable Tablet”
Large Size Writing		Large Size Writing Tablet Writing tablet is designed large to avoid being handed although it is mounted on right side for uniformity purposes. Tablet is large to accommodate a laptop and writing material therefore chairs do not stack but tablet flips up for easy seating. Left side mounting is available as a special request and may be subject to longer lead times. Work surface in black textured laminate. Dimensions: 17"W x 10"D (kidney-shape) Requires partial assembly on site. Estimated assembly time 3 - 5 minutes. For factory assembly & additional freight; add \$80 each.	+\$195	Specify “with Large Tablet”
Bookrack:		Bookrack Black wire frame underseat bookrack, spring fit (four post chairs only)	+\$50	Specify “with Bookrack”
CAL133 Compliance:		CAL133 Compliance: Gray Poly Only Check lead time with Customer Service	+20%	Specify “to meet CAL133”
Ganging Connectors:		Ganging Connectors Set available for four post models	+\$20	Specify “ganging connector clips”
Beam Connector:		Beam Connector To connect 3 or 5 beam configurations	+\$100	Specify “Beam Connector”
COM/COL		1 Chair	Multiple (each)	
Model: All Models				
Seat Pad		3/4 yd./10 sq. ft.	3/8 yd./7 sq. ft.	
Back Pad		1/2 yd./10 sq. ft.	1/4 yd./5 sq. ft.	
Chair		1 yd./12 sq. ft.	5/8 yd./10 sq. ft.	



EG8201

Features

- Classic straight lines
- Optional writing tablet, Integrated Cup Holder and casters
- Loose cushion construction, optional fixed cushions available
- Round polished aluminum feet standard
- Array of options including benches and tables
- Linkz Compatible

EGBERT		Model #	Description	COM/A	
	EG8201		Single Seat Chair	\$1595	
	EG8202		Two Seat Sofa	\$2395	
	EG8203		Three Seat Sofa	\$3045	
	EG8201		EG8202		EG8203
	Seat Dimension:	21"W x 22"D x 16"H	Seat Dimension:	42"W x 22"D x 16"H	Seat Dimension:
Overall:	33"W x 29"D x 30 ^{1/2} "H	Overall:	54"W x 31"D x 30 ^{1/2} "H	Overall:	75"W x 31"D x 30 ^{1/2} "H

TABLES



Model #	Description	COM/A
EG8161/CUST	Single Table - Customers Top	\$850
EG8161/GLAS	Single Table - Glass Top	\$1350
EG8161/GRAN	Single Table - Black Granite Top	\$2450
EG8261/CUST	Double Table - Customers Top	\$1150
EG8261/GLAS	Double Table - Glass Top	\$1750
EG8261/GRAN	Double Table - Black Granite Top	\$2750
EG8161 Overall Dimensions:	21"W x 21"D x 13"H	EG8261 Overall Dimensions: 42"W x 21"D x 13"H

BENCHES



Model #	Description	COM/A
EG8160	Ottoman	\$850
EG8260	Two Seat Bench	\$1300
EG8360	Three Seat Bench	\$1750
EG8360/61/CUST	Two Seat Bench - Customers Top	\$1750
EG8360/61/GLAS	Two Seat Bench - Glass Top	\$2350
EG8360/61/GRAN	Two Seat Bench - Black Granite Top	\$3350
EG8160 Overall Dimensions:	21"W x 21"D x 17"H	EG8260 Overall Dimensions: 42"W x 21"D x 17"H
		EG8360 Overall Dimensions: 63"W x 21"D x 17"H

OPTIONS

	Description	Price	How To Order
Writing Tablet:	Writing Tablet Rotates 360°, work surface in black textured laminate. Mounted on right unless otherwise specified.	+\$295	Specify "with writing tablet"
Fixed Cushions:	Fixed Cushions Single Seat Chair Two Seat Sofa Three Seat Sofa	+\$70 +\$130 +\$190	Specify "with fixed cushion(s)"
Rectangular Leg:	Rectangular Leg Rectangular polished metal legs	\$150	Specify "Rectangular Leg"
CAL133 Compliance:	CAL133 Meets California 133 fire code standard	+15%	Specify "to meet CAL133"

COM/COL

	1 Chair	Multiple (each)
Model: EG8201	6 yds./108 sq. ft.	5 yds./82 sq. ft.
Model: EG8202	8 yds./144 sq. ft.	7 yds./125 sq. ft.
Model: EG8203	10 yds./180 sq. ft.	9½ yds./166 sq. ft.
Model: EG8161	1½ yd./24 sq. ft.	1 yd./17 sq. ft.
Model: EG8261	2 yd./36 sq. ft.	1½ yd./27 sq. ft.
Model: EG8160	2 yd./36 sq. ft.	1½ yd./24 sq. ft.
Model: EG8260	3½ yd./63 sq. ft.	3 yd./54 sq. ft.
Model: EG8360	5 yd./90 sq. ft.	4½ yd./75 sq. ft.



EN6251

Features

- Wood back with optional upholstered pad
- Molded upholstered seat for comfort
- Various wood finish options available
- Standard in natural beech

WOOD BACK



Model #	Description	COM/A
EN6241	Upholstered seat & wood back	\$839
EN6251	Upholstered seat & back pad	\$909
Seat Dimension:	19"W x 19"D x 17 ^{1/2} "H	
Back Dimension:	18"W x 12 ^{1/2} "H	
Overall:	23"W x 23"D x 32"H	

OPTIONS

	Description	Price	How To Order
Maple Finishes:	See page 61 for available finishes and custom finish option.	n/c	Specify "with _____ finish"
CAL133 Compliance:	CAL133 Meets California 133 fire code standard	+15%	Specify "to meet CAL133"

COM/COL

Model: EN6241

	1 Chair	Multiple (each)
Seat	1 yd./14 sq. ft.	1/2 yd./8 sq. ft.

Model: EN6251

	1 Chair	Multiple (each)
Seat	1 yd./14 sq. ft.	1/2 yd./8 sq. ft.
Back	1/2 yd./8 sq. ft.	1/4 yd./5 sq. ft.
Chair	1 yd./16 sq. ft.	3/4 yd./12 sq. ft.



G03001

Features

- Stylish, relaxed design with puckered detail
- Low, standard feet make for an almost seamless look
- Available as a single seat chair and as a two seat sofa
- Optional Integrated Cup Holder available for the inside of the arm

GORDO



Model #	Description	COM/A
G03001	Single Seat Chair	\$1985
G03002	Two Seat Sofa	\$3075

G03001		G03002	
Seat Dimension:	25"W x 31"D	Seat Dimension:	50"W x 31"D
Overall:	38"W x 35"D x 33"H	Overall:	62"W x 35"D x 33"H
Arm Height:	24"H	Arm Height:	24"H

OPTIONS	Description	Price	How To Order
Integrated Cup Holder	Integrated Cup Holder Integrated Cup Holder inside of left arm	+\$70	Specify “with Integrated Cup Holder”
Writing Tablet	Writing Tablet Rotates 360°, work surface in black textured laminate. Mounted on right unless otherwise specified.	+\$295	Specify “with writing tablet”
CAL133:	CAL133 Meets California 133 fire code standard	+15%	Specify “to meet CAL133”


COM/COL	1 Chair	Multiple (each)
Models: G03001	6.5 yd./123 sq. ft.	5½ yd./108 sq. ft.
G03002	9.5 yd./173 sq. ft.	9 yd./158 sq. ft.



Features

- Scroll shaped arms and back make for an elegant look
- Loose cushion construction, optional fixed cushions available
- Available with casters for mobility
- Optional stained feet

HX5001

HUXLEY		Model #	Description	COM/A	
	HX5001	Single Seat Chair		\$1795	
	HX5002	Two Seat Sofa		\$2695	
	HX5003	Three Seat Sofa		\$3445	
HX5001		HX5002		HX5003	
Seat Dimension:		22"W x 22"D x 16"H	Seat Dimension:	44"W x 22"D x 17"H	Seat Dimension:
Overall:		36"W x 29"D x 29"H	Overall:	58"W x 29"D x 29"H	Overall:
Arm Height:		26"	Arm Height:	26"	Arm Height:



IN1001

Features

- Stylish design with detail upholstered button back
- Optional writing tablet available
- Loose cushion construction, optional fixed cushions available
- Signature cone shaped black feet

INDIGO

Model

Description

COM/A



IN1001

Single Seat Chair

\$1695

IN1002

Two Seat Sofa

\$2495

IN1003

Three Seat Sofa

\$3145

IN1001

Seat Dimension:

Overall:

Arm Height:

21"W x 21"D x 17"H

31"W x 34"D x 33"H

27"H

IN1002

Seat Dimension:

Overall:

Arm Height:

42"W x 21"D x 17"H

52"W x 34"D x 33"H

27"

IN1003

Seat Dimension:

Overall:

Arm Height:

63"W x 21"D x 17"H

73"W x 34"D x 33"H

27"

OPTIONS

Description

Price

How To Order

Writing Tablet:

Writing Tablet

Rotates 360°, work surface in black textured laminate. Mounted on right unless otherwise specified.

+\$295

Specify **"with writing tablet"**

Fixed Cushions:

Fixed Cushions

Single Seat Chair

Two Seat Sofa

Three Seat Sofa

+\$70

+\$130

+\$190

Specify **"with fixed cushion(s)"**

CAL133 Compliance:

CAL133

Meets California 133 fire code standard

+15%

Specify **"to meet CAL133"**

COM/COL

1 Chair

Multiple (each)

Models: IN1001

6 yds./110 sq. ft.

5½ yds./100 sq. ft.

Models: IN1002

9 yds./150 sq. ft.

8½ yds./144 sq. ft.

Models: IN1003

11 yds./200 sq. ft.

10¾ yds./193 sq. ft.

**LN81800****Features**

- Multiple mesh colors available
- Swivel tilt mechanism
- Standard with polished metal base and free rolling casters
- Rubber arm wraps standard

LOGAN SWIVEL TILT		Model #	Description	COM/A
		LN81800	Swivel Tilt	\$695
		Seat Dimension:	18"W x 18"D x 18"H	
		Back Dimension:	19"W x 9"H	
		Overall:	22"W x 24"D x 32"H	

LOGAN SLED		Model #	Description	COM/A
		LN81760	Sled Base	\$525
		Seat Dimension:	18"W x 18"D x 17-21"H	
		Back Dimension:	19"W x 9"H	
		Overall:	22"W x 24"D x 31-35"H	

OPTIONS		Description	Price	How To Order
	CAL133 Compliance:	CAL133 Meets California 133 fire code standard	+15%	Specify "to meet CAL133"
		Mesh:		
		Mesh Colors Multiple mesh colors available. See page 95 for mesh color options	n/c	Specify "with _____ Color Mesh"


COM/COL		1 Chair	Multiple (each)
Models: LN81800			
Seat		1 yd./10 sq. ft.	1/2 yd./8 sq. ft.
Models: LN81760			
Seat		1 yd./10 sq. ft.	1/2 yd./8 sq. ft.
Back		1/2 yd./8 sq. ft.	1/4 yd./6 sq. ft.
Chair		1 1/2 yds./19 sq. ft.	5/8 yd./12 sq. ft.





Features

- Unique oval edges and seat cushion
- Solid shaped wood feet
- Available matching tables and benches
- Available with casters for mobility
- Standard loose cushion construction, optional fixed cushions available

RA13201

RONA		Model #	Description	COM/A					
	RA13201	Single Seat Chair		\$1695					
	RA13202	Two Seat Sofa		\$2495					
	RA13203	Three Seat Sofa		\$3145					
	RA13201	Seat Dimension:	22"W x 17"D x 16"H	RA13202	Seat Dimension:	44"W x 22"D x 17"H	RA13203	Seat Dimension:	62"W x 22"D x 17"H
		Overall:	33"W x 29"D x 29"H		Overall:	55"W x 29"D x 29"H		Overall:	77"W x 29"D x 29"H
		Arm Height:	25"		Arm Height:	25"		Arm Height:	25"

TABLES		Description	COM/A
	RA13161 CUST	Square Table + Customer's Top	\$950
	RA13161 GLASS	Square Table + Glass Top	\$1250
	RA13161 GRAN	Square Table + Black Granite Top	\$2550
	RA13261 CUST	Rectangular Table + Customer's Top	\$1250
	RA13261 GLASS	Rectangular Table + Glass Top	\$1850
	RA13261 GRAN	Rectangular Table + Black Granite Top	\$2850
	RA13160	Ottoman	\$950
	RA13261		
RA13161 Overall:		21"W x 21"D x 13"H	RA13261 Overall: 42"W x 21"D x 13"H

BENCHES WITH ARMS		Description	COM/A
	RA13270	Two Seat Bench with Arms	\$1625
	RA13370	Three Seat Bench with Arms	\$2075
	RA13370/61 CUST	Two Seat Bench with Arms + Customer's Top	\$2075
	RA13370/61 GLASS	Two Seat Bench with Arms + Glass Top	\$2375
	RA13370/61 GRAN	Two Seat Bench + Black Granite Top	\$3675
	RA13270 Overall:	53"W x 21"D x 17"H	RA13370 Overall: 74"W x 21"D x 17"H

Description		Price	How To Order
OPTIONS			
100 mm Casters:	100 mm Casters Casters for easy mobility	+\$80	Specify "with casters"
CAL133	CAL133 Meets California 133 fire code standard	+15%	Specify "to meet CAL133"
Fixed Cushions:	Fixed Cushions Single Seat Chair Two Seat Sofa Three Seat Sofa	+\$70 +\$130 +\$190	Specify "with fixed cushions"
Wood Feet:	Wood Feet See page 93 for available maple finishes and custom finish option.	n/c	Specify "with wood feet"

COM/COL		1 Chair	Multiple (each)
Models: RA13201		7 yd./115 sq. ft.	6.25 yd./100 sq. ft.
Models: RA13202		9 yd./165 sq. ft.	8 ¹ / ₄ yd./150 sq. ft.
Models: RA13203		11 yd./225 sq. ft.	10 ³ / ₄ yd./210 sq. ft.
Model: RA13161		1.5 yd./24 sq. ft.	1 yd./17 sq. ft.
Model: RA13261		2 yd./36 sq. ft.	1 ¹ / ₂ yd./27 sq. ft.
Model: RA13160		2 yd./36 sq. ft.	1 ¹ / ₂ yd./24 sq. ft.
Model: RA13270		7 yd./115 sq. ft.	6.5 yd./106 sq. ft.
Model: RA13370		8.5 yd./155 sq. ft.	8.25 yd./150 sq. ft.



SY16201

Features

- Distinctive angled wood rectangular feet
- Optional wood arm caps
- Simple and classic, square design
- Available matching tables
- Optional fixed cushions
- Optional accessories such as Integrated Cup Holder, casters, and writing tablet

SIDNEY



Model #	Description	COM/A
SY16201	Single Seat Chair	\$1595
SY16202	Two Seat Sofa	\$2395
SY16203	Three Seat Sofa	\$3045


SY16201 Seat Dimension: Overall: Arm Height:	22"W x 17"D x 16"H 33"W x 29"D x 29"H 23"	SY16202 Seat Dimension: Overall: Arm Height:	44"W x 22"D x 17"H 55"W x 29"D x 29"H 23"	SY16203 Seat Dimension: Overall: Arm Height:	62"W x 22"D x 17"H 77"W x 29"D x 29"H 23"
---	---	---	---	---	---


TABLES



Model #	Description	COM/A
SY16161/CUST	Square Table + Customer's Top	\$850
SY16161/GLASS	Square Table + Glass Top	\$1150
SY16161/GRAN	Square Table + Black Granite Top	\$2450
SY16261/CUST	Rectangular Table + Customer's Top	\$1150
SY16261/GLASS	Rectangular Table + Glass Top	\$1750
SY16261/GRAN	Rectangular Table + Black Granite Top	\$2750

SY16161 Overall:	21"W x 21"D x 13"H	SY16261 Overall:	42"W x 21"D x 13"H
---------------------	--------------------	---------------------	--------------------

BENCHES		Model #	Description	COM/A	
	SY16160	Ottoman		\$850	
	SY16260	Two Seat Bench		\$1300	
	SY16360	Three Seat Bench		\$1750	
	SY16160 Overall:	21"W x 21"D x 17"H	SY16260 Overall:	42"W x 21"D x 17"H	SY16360 Overall:
					63"W x 21"D x 17"H

BENCHES WITH ARMS		Model #	Description	COM/A	
	SY16270	Two Seat Bench with Arms		\$1525	
	SY16370	Three Seat Bench with Arms		\$1975	
	SY16370/61 CUST	Three Seat Bench with arms + Customer's Top		\$1975	
	SY16370/61 GLASS	Three Seat Bench with Arms + Glass Top		\$2275	
	SY16370/61 GRAN	Three Seat Bench with Arms + Black Granite Top		\$3575	
	SY16270 Overall:	53"W x 21"D x 17"H	SY16370 Overall:	74"W x 21"D x 17"H	

OPTIONS		Description	Price	How To Order
Integrated Cup Holder:	Integrated Cup Holder	Standard on arm opposite writing tablet. On left arm unless otherwise specified	+\$70	Specify "with Integrated Cup Holder"
100 mm Casters:	Casters:	100 mm casters (4)	+\$80	Specify "with casters"
Large Writing Tablet	Large Writing Tablet:	Rotates 360°, work surface in black textured laminate. Mounted on right unless otherwise specified.	+\$295	Specify "with writing tablet"
Fixed Cushions:	Fixed Cushions	Single Seat Chair Two Seat Sofa Three Seat Sofa	+\$70 +\$130 +\$190	Specify "with fixed cushions"
Wood Feet Finish:	Wood Feet	See page 93 for available maple finishes and custom finish option.	n/c	Specify "with wood feet"
Wood Arm Caps:	Wood Arm Caps	See page 93 for available maple finishes and custom finish options	n/c	Specify "with wood arm caps"
CAL133:	CAL133	Meets California 133 fire code standard	+15%	Specify "to meet CAL133"

COM/COL	1 Chair	Multiple (each)
Model: SY16201	6 yd./108 sq. ft.	5 yd./82 sq. ft.
Model: SY16202	8 yd./144 sq. ft.	7 yd./125 sq. ft.
Model: SY16203	10 yd./180 sq. ft.	9½ yd./166 sq. ft.
Model: SY16161	1½ yd./27 sq. ft.	1 yd./17 sq. ft.
Model: SY16261	2 yd./36 sq. ft.	1½ yd./27 sq. ft.
Model: SY16160	2 yd./36 sq. ft.	1½ yd./24 sq. ft.
Model: SY16260	3½ yd./63 sq. ft.	3 yd./54 sq. ft.
Model: SY16360	5 yd./90 sq. ft.	4½ yd./75 sq. ft.
Model: SY16270	6 yd./108 sq. ft.	5½ yd./99 sq. ft.
Model: SY16370	7.5 yd./135 sq. ft.	7 yd./126 sq. ft.



ST9440


Features


- Mesh back with back flex
- Polished metal frame standard
- Molded upholstered seat for comfort
- Unique patented caster and glide interchangeable system
- Caster chairs comes standard with free rolling casters

GLIDES



Model #	Description	COM/A
ST9420	4-Post with 4 Glides	\$489
Seat Dimension:	19"W x 18"D x 18"H	
Back Dimension:	18"W x 12"H	
Overall:	23 ^{1/2} "W x 22"D x 32"H	

2 GLIDES, 2 CASTERS		Model #	Description	COM/A
		ST9440	4-Post with 2 Glides, 2 Casters	\$509
	Seat Dimension:	19"W x 18"D x 18"H		
	Back Dimension:	18"W x 12"H		
	Overall:	23½"W x 22"D x 32"H		
	Free rolling carpet casters standard			

CASTERS		Model #	Description	COM/A
	ST9460		4-Post with 4 Casters	\$529
	Seat Dimension:		19"W x 18"D x 18"H	
	Back Dimension:		18"W x 12"H	
	Overall:		23½"W x 22"D x 32"H	
			Free rolling carpet casters standard	

OPTIONS		Description	Price	How To Order
Hard Floor Casters:		ST9440	+\$12	Specify "with Hard Floor Casters"
		Set of 2 available with initial order		
		ST9460	+\$24	Specify "with Hard Floor Casters"
		Set of 4 available with initial order		
CAL133 Compliance:		CAL133	+15%	Specify "to meet CAL133"
		Meets California 133 fire code standard		

COM/COL	1 Chair	Multiple (each)
Models: ST9420, ST9440, ST9460		
Seat	1 yd./16 sq. ft.	¹ / ₂ yd./8 sq. ft.





TA17800



Shown with optional:
Polished metal base
Matching pholstered arm cap

Features

- Task Chair with fluid motion syncro mechanism with infinite backlock
- Conference chair with swivel tilt mechanism
- Mesh or fully upholstered backrest option
- Distinct polished aluminum backrest support
- Easy adjust sliding seat option
- Standard with black nylon base and free rolling casters

TASK	Model #	Description	COM/A
	TA17700	Mesh back, no sliding seat	\$889
	TA17700UBR	Upholstered back, no sliding seat	\$939
	TA17800	Mesh back, sliding seat	\$929
	TA17800UBR	Upholstered back, sliding seat	\$979
	Seat Dimension:	19"W x 18"D	
	Seat Height:	16"- 21"H	
	Back Dimension:	17 1/2"W x 22"H	
	Overall:	20"W x 24"D x 38" - 43"H	

	Model #	Description	COM/A
CONFERENCE			
	TA17640	Mesh back	\$839
	TA17640UBR	Upholstered Back	\$889
	Seat Dimension:	19"W x 18"D	
	Seat Height:	16"- 21"H	
	Back Dimension:	17 1/2"W x 22"H	
	Overall:	20"W x 24"D x 38" - 43"H	

	Description	Price	How To Order
OPTIONS			
Arms: (Task only)			
	AJ43WA Fully Adjustable Armrests Soft polyurethane arm pads. Adjusts 4" in height, 4" in width. Adds 6" to overall width.	+\$195	Specify "with AJ43 Arms"
	AJ74WA-100 Fully Adjustable Rotating Armrests, polished metal stem Soft polyurethane arm pads. Adjusts 4" in height, 4" in width and pivots to the front & side. Adds 6" to overall width.	+\$245	Specify "with AJ74 arms"
Upholstered Arm Cap: (Task only)	Upholstered Arm Cap Standard black leather, available in COM/COL	+\$80	Specify "in Black leather or matching upholstered arm cap"
Mesh:			
	Mesh Colors Multiple mesh colors available. See page 60 for mesh color options	n/c	Specify "with _____ Color Mesh"
Arm Wrap: (Conference only, standard without arm wrap)			
	Rubber Arm Wrap 9 1/2" Soft black rubber arm wrap	+\$30	Specify "with Rubber Arm Wrap"
	Black Leather Arm Wrap 9 1/2" Upholstered leather arm wrap	+\$140	Specify "with Leather Arm Wrap"
	Matching Leather Arm Wrap 9 1/2" matching to leather of chair seat	+\$140	Specify "with Matching Leather Arm Wrap"
Base:	Polished Metal Base Polished 5-star cast aluminum base	+\$90	Specify "with Polished Aluminum Base"
Casters:	Hard Floor Safety Casters Hard floor, twin wheel, safety locking casters (soft wheeled)	+\$30	Specify "with G88 Casters"
Glides:	N20 Glides	+\$20	Specify "with N20 Glides"
CAL133 Compliance:	CAL133 Meets California 133 fire code standard	+15%	Specify "to meet CAL133"

COM/COL	1 Chair	Multiple (each)
Models: TA1700, TA17800, TA17640		
Seat	1 yd./16 sq. ft.	1/2 yd./10 sq. ft.
Models: TA1700UBR, TA17800UBR, TA17640UBR		
Seat	1 yd./16 sq. ft.	1/2 yd./10 sq. ft.
Back	1 yd./18 sq. ft.	1 yd./16 sq. ft.
Chair	1 3/4 yds./28 sq. ft.	1 1/2 yds./25 sq. ft.
Model: Upholstered Arm Cap		1/8 yd./2 1/2 sq. ft.



SP8228-660




SP9118-660





SP1338-660


Features

- Ergonomic seating for technical applications
- Mechanical backrest angle adjustment
- Standard desk chair height and various stool height options
- Cleanroom Class 10 & 100 chairs available
- Electro Static Discharge chairs available, also with cleanroom classification
- Special Checkout products with reduced floor footprint

Model # Description		Black PU
POLYURETHANE		
	SP9110 Task Chair	\$439
	SP9118-660 Medium Height Stool	\$539
	SP9188-680 Tall Height Stool	\$539
	SP9110 Seat Dimension: 17 ^{1/2} "W x 17"D Seat Height: 16" - 21"H Back Dimension: 16 ^{1/2} "W x 12"- 16"H Overall: 17 ^{1/2} "W x 17"D x 28" - 37"H	SP9118-660 Seat Dimension: 17 ^{1/2} "W x 17"D Seat Height: 19" - 26"H Back Dimension: 16 ^{1/2} "W x 12"- 16"H Overall: 17 ^{1/2} "W x 17"D x 31" - 42"H
		SP9188-680 Seat Dimension: 17 ^{1/2} "W x 17"D Seat Height: 23" - 32"H Back Dimension: 16 ^{1/2} "W x 12"- 16"H Overall: 17 ^{1/2} "W x 17"D x 35" - 48"H
Standard with black nylon base with hard floor casters Only fixed loop arms may be attached to this product Qualifies for Class 10 Cleanroom		


Model # Description		COM/A
PHYSICIAN STOOL		
	SP8002 Low Height Stool, no footring	\$319
	SP8228 Medium Height Stool	\$419
	SP8288 Tall Height Stool	\$429
	SP8002 Seat Dimension: 17" Diameter Seat Height: 16" - 21"H	SP8228 Seat Dimension: 17" Diameter Seat Height: 19" - 26"H
		SP8288 Seat Dimension: 17" Diameter Seat Height: 23" - 32"H
Standard with black nylon base with free rolling casters Optional hard floor safety casters +\$30		


Model # Description		Black Cleanroom Vinyl
CLEANROOM CLASS 100		
	SP1361 Task Chair	\$750
	SP1368-660 Medium Height Stool	\$850
	SP1368-680 Tall Height Stool	\$850
	SP1361 Seat Dimension: 18"W x 17 ^{1/2} "D Seat Height: 16" - 21"H Back Dimension: 15 ^{1/2} "W x 13 ^{1/2} "H Overall: 19"W x 25"D x 32 ^{1/2} " - 37"H	SP1368-660 Seat Dimension: 18"W x 17 ^{1/2} "D Seat Height: 19" - 26"H Back Dimension: 15 ^{1/2} "W x 13 ^{1/2} "H Overall: 19"W x 25"D x 35 ^{1/2} " - 42 ^{1/2} "H
		SP1368-680 Seat Dimension: 18"W x 17 ^{1/2} "D Seat Height: 23" - 32"H Back Dimension: 15 ^{1/2} "W x 13 ^{1/2} "H Overall: 19"W x 25"D x 39 ^{1/2} " - 48 ^{1/2} "H
Standard with black nylon base with hard floor casters		

Model # Description		Charcoal ESD Fabric	Black ESD Vinyl
ESD			
	SP1331 Task Chair	\$850	
	SP1338-660 Medium Height Stool	\$950	
	SP1338-680 Tall Height Stool	\$950	
	SP1331 Seat Dimension: 18"W x 17 ^{1/2} "D Seat Height: 16" - 21"H Back Dimension: 15 ^{1/2} "W x 13 ^{1/2} "H Overall: 19"W x 25"D x 32 ^{1/2} " - 37"H	SP1338-660 Seat Dimension: 18"W x 17 ^{1/2} "D Seat Height: 19" - 26"H Back Dimension: 15 ^{1/2} "W x 13 ^{1/2} "H Overall: 19"W x 25"D x 35 ^{1/2} " - 42 ^{1/2} "H	SP1338-680 Seat Dimension: 18"W x 17 ^{1/2} "D Seat Height: 23" - 32"H Back Dimension: 15 ^{1/2} "W x 13 ^{1/2} "H Overall: 19"W x 25"D x 39 ^{1/2} " - 48 ^{1/2} "H
Standard with black metal base with hard floor ESD casters			

Model # Description		Black ESD Vinyl
CLEANROOM & ESD CLASS 100		
	SP1311 Task Chair	\$890
	SP1318-660 Medium Height Stool	\$990
	SP1318-680 Tall Height Stool	\$990
	SP1311 Seat Dimension: 18"W x 17 ^{1/2} "D Seat Height: 16" - 21"H Back Dimension: 15 ^{1/2} "W x 13 ^{1/2} "H Overall: 19"W x 25"D x 32 ^{1/2} " - 37"H	SP1318-660 Seat Dimension: 18"W x 17 ^{1/2} "D Seat Height: 19" - 26"H Back Dimension: 15 ^{1/2} "W x 13 ^{1/2} "H Overall: 19"W x 25"D x 35 ^{1/2} " - 42 ^{1/2} "H
		SP1318-680 Seat Dimension: 18"W x 17 ^{1/2} "D Seat Height: 23" - 32"H Back Dimension: 15 ^{1/2} "W x 13 ^{1/2} "H Overall: 19"W x 25"D x 39 ^{1/2} " - 48 ^{1/2} "H
Standard with polished metal base with hard floor ESD casters		

TEC LINE

CHECK OUT STOOL		Model #	Description	COM/A	B	COL/C
	SP1210		Task Chair	\$559		
	SP1210-660		Medium Height Stool	\$659		
	SP1210			SP1210-660		
	Seat Dimension:		18"W x 17½"D	Seat Dimension:	18"W x 17½"D	
	Seat Height:		16" - 21"H	Seat Height:	19" - 26"H	
	Back Dimension:		15½"W x 13½"H	Back Dimension:	15½"W x 13½"H	
	Overall:		19"W x 25"D x 32½" - 37"H	Overall:	19"W x 25"D x 35½" - 42½"H	
Base Dimension:		22"	Base Dimension:	22"		
Standard with 22" diameter, black nylon base with hard floor casters						

OPTIONS		Description	Price	How To Order
SP1300 Series Arms: (Not ESD Compliant)				
	HA2 Height Adjustable Armrests		+\$125	Specify "with HA2 Arms"
	Soft polyurethane arm pads. Adjusts 3" in height. Adds 6" to overall width.			
	OM62WA-200 Fully Adjustable Rotating Armrests		+\$160	Specify "with OM62WA arms"
	Soft polyurethane arm pads. Adjusts 4" in height, 4" in width and pivots to the side. Adds 6" to overall width.			
	OM42WA Fully Adjustable Armrests		+\$195	Specify "with OM42WA arms"
	Soft polyurethane arm pads. Adjusts 4" in height, 4" in width. Adds 6" to overall width.			
SP9100 Series Arms:				
	N16600 Armrests		+\$100	Specify "with N16600 Arms"
	Soft polyurethane, fixed loop arms.			
Glides:				
		N20 Glides	+\$20	Specify "with N20 Glides"

COM	1 Chair	Multiple (each)
Models: SP1310, SP1310-660	1 ^{1/4} yds.	1 yd.
Models: SP8002, SP8228, SP8288	3/4 yd.	1/2 yd.

**T09380****Features**

- Optional black or white poly back with optional upholstered backpad
- Standard with black rubber arm pads. Optional without arm pads.
- Unique design feature of cantilever style seat
- Polished metal frame standard
- Safety glides on the chair frame
- Rubber arm wraps standard

SLED

Model #	Description	COM/A
T09360	Upholstered Seat, poly back	\$529
T09370	Upholstered Seat, Upholstered backpad on poly back	\$569
Seat Dimension:	18"W x 18"D x 18"H	
Back Dimension:	19"W x 9"H	
Overall:	22"W x 24"D x 32"H	

SWIVEL TILT

Model #	Description	COM/A
T09380	Upholstered Seat, poly back	\$649
T09390	Upholstered Seat, Upholstered backpad on poly back	\$689
Seat Dimension:	18"W x 18"D x 17-21"H	
Back Dimension:	19"W x 9"H	
Overall:	22"W x 24"D x 31-35"H	

OPTIONS

	Description	Price	How To Order
White or Black Poly Back:	Poly Back Choice of white or black poly back	n/c	Specify "with ____ _ poly back"
Hard Floor Casters:	Hard Floor Casters (swivel tilt only) In place of standard carpet casters	+\$30	Specify "with hard floor casters"
Polished Metal Arms without Arm Pads:	Polished Metal Arms without Arm Pads Standard with arm pads unless otherwise specified	n/c	
CAL133 Compliance:	CAL133 Meets California 133 fire code standard	+15%	Specify "to meet CAL133"

COM/COL

Models: T09360/T09380
Seat

1 Chair

1 yd./10 sq. ft.

Multiple (each)

1/2 yd./8 sq. ft.

Models: T09370/T09390
Seat
Back
Chair

1 yd./10 sq. ft.
1/2 yd./8 sq. ft.
1 1/2 yds./19 sq. ft.

1/2 yd./8 sq. ft.
1/4 yd./6 sq. ft.
5/8 yd./12 sq. ft.


TIFFANY TABLES



TF4126SH

Features

- Simple elegant coffee table to accompany any lounge seating
- Sleek polished metal tubular legs
- Multiple glass shape tops to choose from

TIFFANY TABLES		Model #	Description	COM/A
		TF20D	20" Round	\$495
		TF3024T	Soft Triangle, 30 x 24	\$695
		TF2626SH	Soft Corner Square, 26 x 26	\$695
		TF4126SH	Soft Corner Rectangle, 41 x 26	\$795
		Table Height: 14" standard 15.5" if specified add 2" for casters		

OPTIONS		Description	Price	How To Order
Free Rolling Casters:		Free Rolling Casters Increases height by 2"	+\$30	Specify "with free rolling casters"
Hard Floor Casters:		Hard Floor Casters Increases height by 2"	+\$50	Specify "with hard floor casters"

UPHOLSTERY MATERIALS

CFS provides many different qualities of fabrics, vinyls and leathers. For up-to-date color selection and complete specifications, visit our website at www.CFS.com, refer to the appropriate fabric card or contact our Customer Service department at 800.631.1186 or inquire@CFS.com

Category A

Forté: by Mayer

Fiber Content: 100% Polyester
Width: 54"
Weight: 13.8 oz./linear Yd.
Abrasion Rating: Exceeds 183,000 Double Rubs
Lightfastness: Class 4-5, 60 hours

Finish: Water & Stain repellent
Cleanability: Water/Solvent cleaner
Approx Repeat: None
Flammability: CA Bulletin 117; UFAC Class 1; BIFMA Class 1; ASTM E84

Colors:

See CFS Grade A fabric card

Cinch: by Momentum

Fiber Content: 100% Polyester
Width: 56"
Backing: Latex
Abrasion Rating: Exceeds 405,000 Double Rubs

Finish: Soil & Stain repellent
Cleanability: W
Approx Repeat: 1/8"L, 1/8"W
Flammability: CA Bulletin 117; Section E (equivalent to BIFMA) Passes

Category B

Quattro: by Mayer

Fiber Content: 100% Polyester
Width: 54"
Weight: 12.7 oz./linear Yd.
Abrasion Rating: Exceeds 237,000 Double Rubs
Lightfastness: CFFA-2/ASTM G26 Method C - 500 Hours

Finish: Water & Stain repellent
Cleanability: Water/Solvent cleaner
Flammability: CA Bulletin 117; UFAC Class 1; BIFMA Class 1; ASTM E84; IMO A.65.2
Approx Repeat: None

Colors:

See CFS Grade B fabric card

Ace: by Momentum

Fiber Content: 100% Polyester
Width: 56"
Backing: Latex
Abrasion Rating: Exceeds 405,000 Double Rubs

Finish: Teflon
Cleanability: W
Approx Repeat: None
Flammability: CA Bulletin 117; Section E (equivalent to BIFMA) Passes

Category C

Florentino: by Mayer

Fiber Content: 100% Vinyl
Width: 54"
Weight: 28 oz./linear Yd.
Abrasion Rating: Exceeds 100,000 Double Rubs
Lightfastness: Class 4-5, 60 hours

Finish: Resilience (see rear of fabric card)
Cleanability: Water/Solvent cleaner
Approx Repeat: None
Flammability: CA Bulletin 117; NFPA 260 (Equivalent to UFAC); BIFMA Class 1; FMVSS; IMO A.65.2

Colors:

See CFS Grade C fabric card

Boom: by Momentum

Fiber Content: 84% Polyester, 16% Cotton
Width: 58"
Backing: Acrylic
Abrasion Rating: Exceeds 405,000 Double Rubs

Finish: Soil & Stain Resistant
Cleanability: S
Approx Repeat: None
Flammability: CA Bulletin 117; Section E (equivalent to BIFMA) Passes

Vinyls

Vinyls:

Flammability: CA Bulletin 117; UFAC Class 1, BIFMA Class 1;
NY Port Authority; Boston Fire Code

Resistant to: Sulfide stain, mildew & bacteria, bleach solution, oil,
-20° cold crack. Offers outstanding chemical resistance/cleanability
and bacterial resistance

Leather

Caprone: by Cortina

Content: 100% Cowhide
Avg Hide Size: 50 sq. ft.
Weight: 2.75 oz./square ft.
Finish: Semi-aniline, protective topcoat
Cleanability: Mild non detergent cleaner, minimal water
Abrasion Rating: STM Stahl test exceeds 1,500 cycles
Flammability: CA Bulletin 117; NFPA 260; UFAC 1 & 2; BIFMA Class 1; Boston Fire Code (BFD 1x-1)
Lightfastness: Fadometer - no fading at 72 hours

Colors:

See CFS Leather card

Graded-In Fabrics

CFS will grade in any fabric at your request. Please contact our
Customer Service department at 800.631.1186 or inquire@CFS.com

COM / COL FORM

Check with Customer Service to ascertain if your COM/COL is required to be submitted for testing prior to submission for upholstery

For fabrics with less than 54" width, or repeat patterns over 4" please apply the following yardage requirements.

49"- 52" wide add 10%	Repeat 4"-9" add 15%
44"- 48" wide add 15%	Repeat 10"- 13" add 20%
	Repeat 14"- 20" add 25%

If special placement of COM is required (e.g. matching of stripes on seat and back, centering of a design motif) please submit a memo sample and design sketch for COM calculation purposes. Additional fabric and a surcharge for labor may be required.

COM/COL SPECIFYING PROCESS

Many fabrics have intricate patterns and not all individuals will interpret fabric direction in the same manner.

CFS cuts fabrics off the roll as shown in the drawing labeled Standard Process. The COM requirements listed for each chair are based on this cutting method. Directional or patterned fabrics may often require more yardage than solid colors.

Upholstery is standard off the roll. All COM/COL is subject to final approval by CFS upon receipt of samples. Send samples and a copy of this form to:

**CFS
300 Myrtle Ave
Boonton, NJ 07005**

COM/COL Info Form

A copy of this form must accompany COM/COL sample swatches and production orders.

Date

CFS Dealer

Dealer's Address

Contact Name

Client/Project Name or Number

Dealer's Purchase Order Number/Item #

CFS's Acknowledgement Number, if order has been acknowledged

For Customer Service Use ONLY

Date

Customer Service Rep

Work Order #

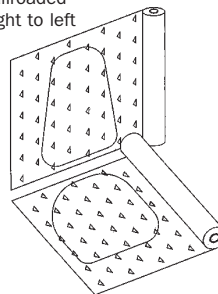
☐ Submitted for Test ☐ Test Approved/Production Ready

If rejected, give reason:

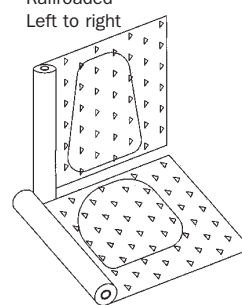
Check one of the following boxes:

- ☐ Solid (upholster as shown above)
- ☐ Non-directional pattern (upholster as shown above)
- ☐ Upholster as indicated below (circle one)

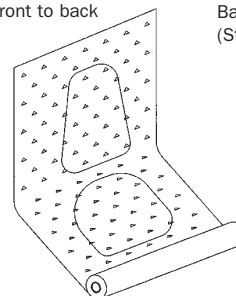
Railroaded
Right to left



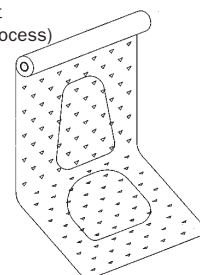
Railroaded
Left to right



Front to back




Back to front
(Standard Process)




This form must be completed and submitted to CFS with each COM/COL sample swatch.

DAUPHIN
HumanDesign®

Eddy Poly Finishes



200 Black




700 Gray




800 Red



900 Blue




003 Beige



4123 Green



034 Brown




042 White

Open End Poly Finishes




06 Black



40 Cobalt




41 Gray




42 White


Attimo Mesh Colors




4123 Palm




4109 Sky Blue




4102 Midnight Blue




4112 Latte




4182 Stucco




4111 Biscuit



4110 White



4104 Silver Gray



4101 Black

Custom Finish Colors - An upcharge of 5%, with a minimum of \$500 List per order.

Cherry Finishes




Natural Cherry




Inverness Cherry




Cabernet Cherry




Brandy Cherry



Java Cherry



Mocha Cherry



Ivory Cherry



Onyx Cherry


Maple / Beech Finishes



Natural Maple




Inverness Maple




Cabernet Maple



Brandy Maple



Java Maple



Mocha Maple



Ivory Maple



Onyx Maple

Oak Finishes




Natural Oak



Inverness Oak




Cabernet Oak



Brandy Oak



Java Oak



Mocha Oak



Ivory Oak



Onyx Oak

TERMS & CONDITIONS

Ordering Information: When ordering, please include proper chair model number, fabric name, color number and quantities desired. Be sure to note any optional items being ordered. Orders may be placed by fax, telephone, or e-mail.

Telephone: 800.631.1186
Fax: 800.220.3844
E-mail: inquire@CFS.com

Prices: All prices include labor to apply customer's own material (COM) or choice of in-selection covering from CFS fabric, leather or vinyl groups. Prices are F.O.B. destination within the continental United States unless other special arrangements are made. Ownership changes to consignee F.O.B. our factory. Prices do not include storage or insurance charges, sales or other taxes, or inside delivery uncarting and installation costs. Prices and specifications are subject to change without notice and orders are subject to prices prevailing at the time of submission. Orders with extended delivery dates are subject to special pricing. Orders for parts only are priced F.O.B. factory.

Freight Surcharge: As of August 1, 2007 a freight surcharge of 3% of the net order is applied to all orders. The surcharge is subject to change at any time. Refer to www.CFS.com for most recent freight surcharge amount.

Special Delivery Requirements: Orders ship by UPS, FedEx or common carrier. If a specific delivery date and time is required, or if inside delivery is requested, a freight surcharge may be required. Please check with customer service to determine the relevant charge for each requirement.

Shipments requiring carrier to "Call Before Delivery" will be subject to a minimum net charge of \$30.

Re-consignment of freight after orders have been shipped will be subject to a net charge of \$65 and may be subject to other freight charges depending on destination.

Shipments requiring a specific time and date of delivery are available, pricing available upon request.

Materials: Due to natural variations over which we have no control, all chairs are sold subject to normal variations or irregularities of color, surface grain or texture. In as much as mills and tanneries do not guarantee their products, CFS shall not be held responsible for wear, fading or performance of any covering material beyond the stated warranty, and under no condition assumes responsibility for COM. Minimum wrinkles in leather and some other fabrics cannot be completely avoided and are not considered defects in materials or workmanship.

Customer's Own Material (COM/COL): Prices for chairs with COM furnished are the same as chairs covered in Category A fabrics. Orders for COL will be subject to Category C pricing.

1. Yardage requirement is based on 54" wide covering material. If the pattern requires matching, please contact customer service with repeat dimensions for a calculation of additional yardage required.

2. A completed copy of the COM/COL order form must be submitted together with a fabric/leather swatch for each item ordered which requires non-CFS covering materials. No order will be scheduled for production unless form is received.

3. CFS reserves the right to reject COM if it is considered unsuitable for upholstery.

4. Lead times are quoted based on the date we receive COM.

Shipping COM: Goods to be shipped freight prepaid to CFS, Boonton, NJ and outside of packages should be marked with the following information:

1. Dealer's firm name and purchase order number.
2. CFS model number and quantity.

Specifications: We reserve the right to make changes in price, dimensions, design, and/or construction without prior notice. CFS also reserves the right to change the terms and conditions without notification.

Dimensions: All dimensions are approximate.

Order Acceptance: All orders submitted are subject to credit approval.

Damages in Shipment: Should merchandise be received in damaged outer packaging, it should be signed for "in damaged condition" and reported to the carrier within 48 hours of receipt of the goods. Parcels and contents must be left as received, as they must be inspected on our premises for claims. If goods are received damaged in an undamaged container, please contact our office within 24 hours of receipt. Digital pictures will be required of damaged packaging.

Returns: We will not accept any merchandise for return without prior written authorization. In cases where authorization for return is made, the original invoice number and date must be stated and merchandise must be returned to us, prepaid.

Merchandise returned with our authorization must be unused and in original packaging. All returns are subject to a 30% handling charge, if not our error.

All merchandise will be inspected before credit is issued. Any merchandise found defective in material or workmanship by our Inspection Department will be repaired or replaced at our option.

Cancellations: Orders cancelled after production has been scheduled are subject to a 30% cancellation charge. Once orders have entered production, no cancellations will be accepted. No cancellations accepted for custom orders.

Storage: If a customer requests a delay of a shipping date on an order already in production, the order will be invoiced immediately upon completion. The invoice must be paid under normal terms. In addition, there will be a storage charge equal to 10% of the invoice per month until shipped.

Lifetime Warranty: CFS warrants its products to be free from defects in material and workmanship for as long as the original customer owns and uses the product under normal single-shift office conditions. If a product is defective, and if written notice of the defect is given to CFS within the applicable warranty period, CFS, at its option, will replace the defective part or product with a comparable component or product. The lifetime warranty applies to all products, and parts except as noted below:

Period	Warranty
Seating mechanisms	10 years
Foam, CFS fabrics and other upholstery materials	3 years
Fluid-Motion Backrest cylinders	5 years
Stacking and Side Chair Frames	10 years

This warranty does not apply to defects from normal wear and tear, accidents, negligence, abuse, shipment, handling, storage or environmental conditions nor does it apply to "Customer's Own Materials". This warranty does not apply to the labor to make good the defect in any manner. Defective product must be returned to CFS, at their request. Any modifications to our products made by the purchaser, purchaser's employees or agents, voids this warranty. This warranty extends to all product which are used for normal office purposes and single-shift service. All claims under this warranty must be made by the original purchaser within 30 days of alleged defect. This warranty is the customer's sole remedy for product defect. No other expressed or implied warranty is provided. CFS is not responsible for any consequential, economic or incidental damages arising from any product defect.

Quickship Programs

4 fabrics to choose from, shipment generally within 7 days from receipt of order.

Product Value

It is of the utmost importance for us to bring you the best possible product for the lowest possible price.

Quality - Product & Service

From the mechanism and frame to the aesthetics, all of our products are made with the utmost care and precision. Complemented by a caring customer service support team.

Warranty - 10 Year

At CFS, we stand behind our products with a 10-year warranty.

Ergonomic Features

Information obtained from the many worldwide ergonomic studies has been incorporated in the function of the products, while making these products safer and easier to use.

Continuity of Supply

By maintaining consistency of our products, we increase the value to our clients and provide peace of mind that the products will be supported for years in the future.

Recognizable Brand

CFS, while a relatively new brand, is growing rapidly worldwide; currently active in Europe, Africa and North America. The supporting literature conveys not only the technical attributes of the respective product but also encompasses the tone of the brand.

Due to the valued fundamentals of CFS, the brand is one of the fastest growing brands in the industry and we will work hard to continue expanding it.

Model	Type	Page
Cub	Swivel	54 - 55
Getti Side	Side	56 - 57
Getti Swivel	Swivel	58 - 59
Luxo	Swivel	60 - 61
Magnum - 24/7 & 400 Lbs	Swivel	62 - 63
Polo	Swivel	64 - 65
Scotto	Swivel	66 - 67
Seatwise Side	Side	68 - 69
Seatwise Swivel	Swivel	70 - 71
Seatwise Task	Swivel	72 - 73
Setta	Swivel	74 - 75
Sync	Swivel	76 - 77
Talli	Side	78 - 79
Viper	Swivel	80 - 81
Vive	Side	82 - 83
Upholstery Materials		84
COM/COL Form		85
Terms & Conditions		86



CB3712



CB3712MSB

Contoured Seat & Back

The sculptured seat and back together with the tension adjust synchron are ideal for many hours of comfortable seating.



Adjustable Seat Depth

The adjustable back enables the seat depth to be controlled which allows smaller and larger people to sit comfortably.



Adjustable Lumbar Support

The adjustable back height ensures that the lumbar support can be moved into the most ideal position.



Fixed Arms

Armrests with durable arm pads are fixed to ensure comfortable seating, creating a meeting room that always looks presentable.






CB3712



CB3712
QuickShip

Cub	MODEL #	DESCRIPTION	QUICKSHIP BLACK	COM/A
	CB3712	Black seat, color back	\$499	\$579
	CB3712MSB	Matching color seat & back		\$619
	SEAT HEIGHT:	16" - 21"		
	SEAT OVERALL:	19.5"w x 19"d		
	BETWEEN ARMS:	20.5"w		
	BACKREST:	19"w x 22"h		
	OVERALL SIZE:	27"w x 25"d x 38" - 43"h		
	NOTES: THE SEAT FOR MODEL CB3712 IS ALWAYS IN BLACK			
				Back mesh is always black, seat is standard in black fabric.
				Cub requires minor assembly of backrest and arms with handwheels supplied.
				*For pre-assembled seat and back, add (per chair) cylinder and base assembly still required
				1 - 5 chairs: +\$100 list
				6 - 50 chairs: +\$50 list
				51+ chairs: +\$20 list

Options #	DESCRIPTION	
G88	Hard floor safety casters	\$35

COM	DESCRIPTION	1 CHAIR	MULTIPLE (EACH)
CB3712	Seat	1 yd.	1 yd.
CB3712MSB	Seat & Back	1.75 yds.	1.5 yds.



GT3004
with optional L33 arms



GT3105
with optional L33 arms


Contoured Seat & Back

The sculptured seat and back are ideal for many hours of comfortable seating.



Back Upholstery Options

The back is available upholstered or as a mesh option. This ensures that you are able to order the chair that best suits your needs.



Frame Options

Sled base and 4-post with or without casters are available to suit your requirement.



Rugged & Strong

The rugged metal frame with hard cover epoxy powder-coat finish makes the chair durable.





GT3076
with optional L33 arms



GT3006
with optional C31 arms

Getti Side	MODEL #	DESCRIPTION	QUICKSHIP BLACK	COM/A
	GT3004	Raised upholstered back, 4-Post	\$229	\$259
	GT3074	Raised upholstered back, 4-Post w/casters	\$264	\$294
	GT3104	Raised upholstered back, Sled base	\$279	\$309
	GT3006	Full upholstered back, 4-Post	\$289	\$319
	GT3076	Full upholstered back, 4-Post w/casters	\$324	\$354
	GT3106	Full upholstered back, Sled base	\$339	\$369
	GT3005	Raised black mesh back, 4-Post	\$289	\$319
	GT3075	Raised black mesh back, 4-Post w/casters	\$324	\$354
	GT3105	Raised black mesh back, Sled base	\$339	\$369
SEAT HEIGHT: 18" SEAT OVERALL: 18"w x 17"d BETWEEN ARMS: 19.5"w BACKREST: 18"w x 13.5"h (Raised back) BACKREST: 18"w x 16.5"h (Large back) OVERALL SIZE: 18"w x 18.5"d x 31.5"h				
NOTES: ARMS ARE NOT STANDARD AND ADD 6" TO OVERALL WIDTH. MESH IS ALWAYS BLACK				

Options #	DESCRIPTION	
L33 Arms	Fixed black angular durable poly arms	\$40
C31 Arms	Fixed black rounded durable poly arms	\$40
G88	Hard floor safety casters	\$25

COM	DESCRIPTION	1 CHAIR	MULTIPLE (EACH)
GT3004, GT3074, GT3104	Seat and Back	1 yd.	.9 yd.
GT3005, GT3075, GT3105	Seat	1 yd.	.5 yd.
GT3006, GT3076, GT3106	Seat and Back	1.5 yds.	1.3 yds.



GT3405
with L33 optional arms



GT3404


Contoured Seat & Back

The sculptured seat and back together with the tilt mechanism are ideal for many hours of comfortable seating.



Back Upholstery Options

The back is available upholstered or as a mesh option. This ensures that you are able to order the chair that best suits your needs.



Tension Adjustment

The backrest tension knob enables the chair to comfortably support people of different weights.



5-Star Base

Flat top provides comfortable foot support.






GT3406
with optional L33 arms
QuickShip



GT3405
with optional L33 arms

Getti Swivel	MODEL #	DESCRIPTION	QUICKSHIP BLACK	COM/A
	GT3404	Raised upholstered back	\$329	\$359
	GT3405	Raised black mesh back	\$389	\$419
	GT3406	Full upholstered back	\$389	\$419
	SEAT HEIGHT:	16" - 21"		
	SEAT OVERALL:	18"w x 17"d		
	BETWEEN ARMS:	19.5"w		
	BACKREST:	18"w x 13.5"h (Raised back)		
	BACKREST:	18"w x 16.5"h (Large back)		
	OVERALL SIZE:	18"w x 18.5"d x 29.5" - 34.5"h		
NOTES: ARMS ARE NOT STANDARD AND ADD 6" TO OVERALL WIDTH.				

Options #	DESCRIPTION	
L33 Arms	Fixed black angular durable poly arms	\$40
C31 Arms	Fixed black rounded durable poly arms	\$40
G88	Hard floor safety casters	\$35

COM	DESCRIPTION	1 CHAIR	MULTIPLE (EACH)
GT3404	Seat and Back	1 yd.	.9 yd.
GT3405	Seat	1 yd.	.5 yd.
GT3406	Seat and Back	1.5 yds.	1.3 yds.




LX4700
QuickShip



LX4700
QuickShip

LeatherSoft

This luxurious upholstery is soft and durable and requires little maintenance.



Contoured Back

Provides the ultimate in lumbar and back support.



Molded Seat with Waterfall Front

The molded seat includes a synchronized knee-tilt mechanism, ensuring all-day seating comfort and allowing your feet to remain on the floor even as you recline. The waterfall front edge reduces leg pressure.



Aluminum Arms

The aluminum arms have a 3 point pivot action for ideal arm support in any seated position. The durable polyurethane arm pads ensure arm comfort while protecting the chair and table.






LX4700
QuickShip



LX4700
QuickShip

Luxo		MODEL #	DESCRIPTION	BLACK LEATHERSOFT
	LX4700	Conference Chair		\$799
	SEAT HEIGHT:	16" - 21"		
	SEAT OVERALL:	20"w x 19.5"d		
	BETWEEN ARMS:	19.5"w		
	BACKREST:	20"w x 23"h		
	OVERALL SIZE:	24"w x 27"d x 40" - 45"h		
	NOTES: AVAILABLE ONLY IN BLACK LEATHERSOFT			

Options #	DESCRIPTION	
G88	Hard floor safety casters	\$35



MG9982
QuickShip



MG9982

Industrial Strength

Greatly strengthened components enable the chair to be used in extreme conditions. This chair is built for longer hours and larger users.




Fully Adjustable Arms

Armrests with soft rotating arm pads can be adjusted into a number of positions and lowered to match seat height. Arms can easily be removed for larger users.



Mesh Back

Contours and supports the back for maximum ergonomic support. Mesh material allows for ventilation and the dissipation of body heat.



Adjustable Lumbar Support

The lumbar support allows for easy adjustment according to your comfort and is visually concealed to give the chair a clean, simple, modern look.






MG9982
with optional headrest



MG9982
QuickShip

Magnum	MODEL #	DESCRIPTION	QUICKSHIP BLACK	COM/A
	MG9982	Heavy Duty Task Chair	\$1099	\$1199
	SEAT HEIGHT:	16" - 21"		
	SEAT OVERALL:	19.5"w x 19"d		
	BETWEEN ARMS:	19.5"w		
	BACKREST:	23.5"w x 26"h		
	OVERALL SIZE:	26.5"w x 27"d x 38" - 43"h		
NOTES: MESH IS ALWAYS BLACK				
SHIPS REQUIRING MINOR ASSEMBLY, CONTACT CUSTOMER SERVICE FOR ASSEMBLED PRICE				

Options #	DESCRIPTION	
64 9950/blk	Headrest - Black mesh to match backrest	\$100
G88	Hard floor safety casters	\$35

COM	DESCRIPTION	1 CHAIR	MULTIPLE (EACH)
MG9982	Seat	1 yd.	.5 yd.




PL7902M
QuickShip



PL7902
with optional headrest

Mesh Back

Mesh material allows for ventilation and the dissipation of body heat. Contoured back allows for natural seating position.




Lumbar Support, EZ Adjust Knob

Allows for easy adjustment of the lumbar support in depth to support the lumbar of each and every individual.




Upholstered Seat

Soft and plush, the comfortable seat lets you sit for longer hours. The waterfall front edge of the seat helps reduce stress to your legs.



Fully Adjustable Arms and Back

Various adjustable locking positions of the back angle reduces stress on the body. Durable-padded armrests rotate, adjust in height and width, and lock easily into position.






PL7902
QuickShip



PL7902
QuickShip

Polo	MODEL #	DESCRIPTION	QUICKSHIP BLACK	COM/A
	PL7902	Task Chair	\$699	\$799
	PL7902M	Stool	\$799	\$899
	SEAT HEIGHT:	16" - 21" (Task Chair)		
	SEAT HEIGHT:	19" - 26" (Stool)		
	SEAT OVERALL:	19.5"w x 19"d		
	BETWEEN ARMS:	18.5"w		
	BACKREST:	19.5"w x 21"h		
	OVERALL SIZE:	20"w x 26.5"d x 38" - 43"h		
	OVERALL SIZE:	20"w x 26.5"d x 41" - 47"h		
	NOTES: MESH IS ALWAYS BLACK			
				Back mesh is always black, seat is standard in black fabric.
				Polo requires minor assembly of backrest and mechanism to seat.
				*For pre-assembled seat and back, add (per chair) Cylinder and base assembly still required
				1 - 5 chairs: +\$100 list
				6 - 50 chairs: +\$ 50 list
				51+ chairs: +\$ 20 list

Options #	DESCRIPTION	
41 7900 200	Sliding seat with 4" range	\$50
64 7950/blk	Headrest - Black mesh to match backrest	\$100
G88	Hard floor safety casters	\$35

COM	DESCRIPTION	1 CHAIR	MULTIPLE (EACH)
PL7902, PL7902M	Seat	1 yd.	.5 yd.



SC3702
QuickShip



SC3702MSB

Contoured Seat & Back

The sculptured seat and back are ideal for many hours of comfortable seating.



Adjustable Lumbar Support

The adjustable back height ensures that the lumbar support can be moved into the most ideal position.



Adjustable Seat Depth

The adjustable back enable the seat depth to be controlled enabling both smaller and larger people to sit comfortably.



Adjustable Arms

Armrests with durable arm pads can be adjusted into a number of positions from width to height.





SC3702



SC3702

Scotto		MODEL #	DESCRIPTION	QUICKSHIP BLACK	COM/A
		SC3702	Black seat, color back	\$499	\$579
		SC3702MSB	Matching color seat & back		\$619
		SEAT HEIGHT:	16" - 21"		
		SEAT OVERALL:	19.5" w x 19"d		
		BETWEEN ARMS:	19" - 22"w		
		BACKREST:	19"w x 22"h		
		OVERALL SIZE:	27"w x 25"d x 38" - 43"h		
		NOTES: THE SEAT FOR MODEL SC3702 IS ALWAYS IN BLACK			
					Back mesh is always black, seat is standard in black fabric.
					Scotto requires minor assembly of backrest and arms with handwheels supplied.
					*For pre-assembled seat and back, add (per chair) cylinder and base assembly still required
					1 - 5 chairs: +\$100 list
					6 - 50 chairs: +\$ 50 list
					51+ chairs: +\$ 20 list

Options #	DESCRIPTION	
G88	Hard floor safety casters	\$35

COM	DESCRIPTION	1 CHAIR	MULTIPLE (EACH)
SC3702	Back	1 yd.	1 yd.
SC3702MSB	Seat and Back	1.75 yds.	1.5 yds.



SW3083



SW3009

Contoured Seat & Back

The sculptured seat and back are ideal for many hours of comfortable seating.



Multiple Options

Available in multiple colors and in two styles—sled base or four post.



Rugged and Strong

The rugged metal frame with hard cover epoxy powder-coat finish makes the chair durable and the steel core ABS arms fight wear and tear.






SW3103



SW3100

Seatwise Side		MODEL #	DESCRIPTION	QUICKSHIP BLACK	COM/A
	SW3008	4-post, armless	\$229	\$259	
	SW3083	4-post, with arms	\$269	\$299	
	SW3009	4-post w/casters, armless	\$264	\$294	
	SW3093	4-post w/casters, with arms	\$304	\$334	
	SW3100	Sled Base, armless	\$279	\$309	
	SW3103	Sled Base, with arms	\$319	\$349	
SEAT HEIGHT:		17"			
SEAT OVERALL:		18"w x 18"d			
BETWEEN ARMS:		19.5"w			
BACKREST:		18"w x 13"h			
OVERALL SIZE:		18"w x 24"d x 32"h			
NOTES: MODELS WITH ARMS ADD 6" TO OVERALL WIDTH					

Options #	DESCRIPTION	
G88	Hard floor safety casters	\$25

COM	DESCRIPTION	1 CHAIR	MULTIPLE (EACH)
All Models	Seat and Back	1 yd.	.9 yd.



SW3400



SW3403

QuickShip

Contoured Seat & Back

Provides body-hugging support while you sit. The waterfall front edge reduces leg pressure.



Multiple Options

Available in multiple colors and in two styles—with arms or without.



Adjustable Back

The backrest angle and tension can be adjusted for your comfort and to reduce stress on the body.



5-Star Base

Flat top provides comfortable foot support.






SW3403
QuickShip



SW3403

Seatwise Swivel		MODEL #	DESCRIPTION	QUICKSHIP BLACK	COM/A
		SW3400	Swivel tilt, armless	\$329	\$359
		SW3403	Swivel tilt, with arms	\$369	\$399
		SEAT HEIGHT:	16" - 21"		
		SEAT OVERALL:	18" w x 18"d		
	BETWEEN ARMS:	19.5"w			
	BACKREST:	18"w x 13"h			
	OVERALL SIZE:	18"w x 24"d x 30" - 35"h			
	NOTES: MODELS WITH ARMS ADD 6" TO OVERALL WIDTH				

Options #	DESCRIPTION
G88	Hard floor safety casters \$35

COM	DESCRIPTION	1 CHAIR	MULTIPLE (EACH)
SW3400, SW3403	Seat and Back	1 yd.	.9 yd.




SW9840
with optional arms



SW9820
with optional arms

Contoured Seat & Back

Provides body-countoured support while you sit. The seat's waterfall front edge reduces leg pressure.




Dynamic Support

Backrest angle with tension adjustment supports the back dynamically as you move or can be locked into your preferred position.



Adjustable Backrest

Simple touch-latch adjusts backrest height 4" for optimal lumbar support.



5-Star Base

Flat top provides comfortable foot support.





SW9827T



SW9820
with optional arms

Seatwise Task



MODEL #	DESCRIPTION	QUICKSHIP BLACK	COM/A
SW9820	Mid Back Task Chair	\$429	\$469
SW9840	Tall Back Task Chair	\$469	\$509
SW9827M	Medium Height Stool	\$529	\$569
SW9827T	Tall Height Stool	\$529	\$569
SEAT HEIGHT:	16" - 21" (Task)		
SEAT HEIGHT:	19" - 26" (Medium Height Stool)		
SEAT HEIGHT:	23" - 32" (Tall Height Stool)		
SEAT OVERALL:	19"w x 18"d		
BETWEEN ARMS:	18.5"w		
BACKREST:	16.5"w x 17"h (Mid Back)		
BACKREST:	17.5"w x 20.5"h (Tall Back)		
NOTES: OPTIONAL ARMS ADD 6" TO OVERALL WIDTH			

Options

DESCRIPTION	
HA2 Arms	Height adjustable arms \$115
G88	Hard floor safety casters \$35
Sliding Seat	Sliding seat with 4" range \$50

COM

DESCRIPTION	1 CHAIR	MULTIPLE (EACH)
SW9820, SW9827	Seat and Back 1 yd.	1 yd.
SW9840	Seat and Back 1 yd.	1 yd.



SE3802
QuickShip



SE3802UBR
QuickShip

Contoured Seat & Back

The sculptured seat and back are ideal for many hours of comfortable seating.



Back Upholstery Options

The back is available upholstered or as a mesh option. This ensures that you are able to order the chair that best suits your needs.



Adjustable Seat Depth

The adjustable back enables the seat depth to be controlled enabling both smaller and larger people to sit comfortably.



Adjustable Arms

Armrests with durable arm pads can be adjusted into a number of positions from width to height.






SE3802



SE3802MSB

Setta	MODEL #	DESCRIPTION	QUICKSHIP BLACK	COM/A
	SE3802	Upholstered seat, black mesh back	\$599	\$679
	SE3802UBR	Black seat, upholstered back	\$679	\$759
	SE3802MSB	Matching upholstered seat and back		\$799
		SEAT HEIGHT: 16" - 21" SEAT OVERALL: 19.5"w x 19"d BETWEEN ARMS: 20.5"w BACKREST: 19.5"w x 23"h OVERALL SIZE: 25.5"w x 25"d x 39" - 44"h		Back mesh is always black, seat is standard in black fabric. Setta requires minor assembly of backrest and arms with handwheels supplied. *For pre-assembled seat and back, add (per chair) cylinder and base assembly still required 1 - 5 chairs: +\$100 list 6 - 50 chairs: +\$ 50 list 51+ chairs: +\$ 20 list
	NOTES: BACK MESH IS ALWAYS BLACK. SE3802UBR SEAT IS ALWAYS BLACK			

Options #	DESCRIPTION	
G88	Hard floor safety casters	\$35

COM	DESCRIPTION	1 CHAIR	MULTIPLE (EACH)
SE3802	Seat	1 yd.	.5 yd.
SE3802UBR	Seat	1 yd.	1 yd.
SE3802MSB	Seat and Back	1.75 yd.	1.5 yd.




SN6302
QuickShip



SN6302

Mesh Back

Contours and supports the back for maximum ergonomic support. Mesh material allows for ventilation and the dissipation of body heat.



Fully Adjustable Arms

Armrests with durable arm pads can be adjusted into a number of positions from width to height and they even rotate.



Adjustable Seat Depth

The adjustable back enables the seat depth to be controlled for smaller and larger people to sit comfortably.



Upholstered Seat


Soft and plush, the comfortable upholstered seat provides longer hours of comfortable sitting. The waterfall front edge of the seat helps reduce stress to your legs.





SN6302

SN6302M
QuickShip

Sync	MODEL #	DESCRIPTION	QUICKSHIP BLACK	COM/A
	SN6302	Task Chair	\$599	\$699
	SN6302M	Stool	\$699	\$799
	SEAT HEIGHT:	16" - 21" (Task Chair)		
	SEAT HEIGHT:	19" - 26" (Stool)		
	SEAT OVERALL:	19.5"w x 19"d		
	BETWEEN ARMS:	19.5"w		
	BACKREST:	16.5"w x 21.5"h		
	OVERALL SIZE:	25"w x 25"d x 37.5" - 42.5"h		
	OVERALL SIZE:	25"w x 25"d x 40.5" - 47.5"h		
				Back mesh is always black, seat is standard in black fabric.
				Sync requires minor assembly of backrest and arms with handwheels supplied.
				*For pre-assembled seat and back, add (per chair) cylinder and base assembly still required
				1 - 5 chairs: +\$100 list
				6 - 50 chairs: +\$ 50 list
				51+ chairs: +\$ 20 list

Options #	DESCRIPTION	
G88	Hard floor safety casters	\$35

COM	DESCRIPTION	1 CHAIR	MULTIPLE (EACH)
SN6302, SN6302M	Seat	1 yd.	.5 yd.



TI3300



TI3300UBR

Upholstered Seat and Mesh Back

Standard with padded black upholstered seat and mesh back, Talli provides for comfortable seating over long periods of time.



Optional Arms

Durable poly arms can be easily added to the chairs on site.




Stacking Capability

Talli stacks 4 high, with or without arms on the ground.



Optional Easy Move Cart

Optional cart supports 8 chairs stacked vertically and provides for safe transport when moving Talli chairs.







TI3300
With Optional Arms



TI3300 On Cart

Talli	MODEL #	DESCRIPTION	QUICKSHIP BLACK	COM/A
	TI3300	Mesh back side chair	\$289	\$339
	TI3300UBR	Upholstered Back Side Chair		\$389
	SEAT HEIGHT:	18"		
	SEAT OVERALL:	17"w x 18"d		
	BETWEEN ARMS:	19.5"w		
	BACKREST:	18"w x 16"h		
	OVERALL SIZE:	18"w x 22.5"d x 33.5"h		
	STACKABILITY:	4 on flat ground, 8 on the easy move cart (with or without arms)		
NOTES: PRICE IS PER CHAIR, FOR PURCHASE OF MODEL IN MULTIPLES OF 4, DEDUCT \$30 PER CHAIR.				

Options #	DESCRIPTION	
80-3300/PR	Pair of Arms (easily installed by customer with 4 bolts supplied)	\$40
FR0348	Easy Move Cart	\$235

COM	DESCRIPTION	1 CHAIR	MULTIPLE (EACH)
TI3300	Seat	1 yd.	.5 yd.
TI3300UBR	Seat and Back	2 yd.	1.5 yd.




VP9902
with optional headrest



VP9902

Mesh Back

Contours and supports the back for maximum ergonomic support. Mesh material allows for ventilation and the dissipation of body heat.



Adjustable Arms

Armrests with durable arm pads can be adjusted into a number of positions from width to height and they even rotate.



Upholstered Seat

Soft and plush, the comfortable seat lets you sit for longer hours. The waterfall front edge of the seat helps reduce stress to your legs.



Adjustable Lumbar

The lumbar support allows for easy adjustment according to your comfort and is visually concealed to give the chair a clean, simple, modern look.






VP9902
QuickShip



VP9902
with optional headrest
QuickShip

Viper	MODEL #	DESCRIPTION	QUICKSHIP BLACK	COM/A
	VP9902	Task Chair	\$799	\$899
	SEAT HEIGHT:	16" - 21"		
	SEAT OVERALL:	19.5"w x 19"d		
	BETWEEN ARMS:	19.5"w		
	BACKREST:	23.5"w x 26"h		
	OVERALL SIZE:	26.5"w x 27"d x 38" - 43"h		
<p>Back mesh is always black, seat is standard in black fabric.</p> <p>Viper requires minor assembly of backrest and mechanism to seat.</p> <p>*For pre-assembled seat and back, add (per chair) Cylinder and base assembly still required</p> <p>1 - 5 chairs: +\$100 list 6 - 50 chairs: +\$ 50 list 51+ chairs: +\$ 20 list</p>				

Options #	DESCRIPTION	
64 9950/blk	Headrest - Black mesh to match backrest	\$100
G88	Hard floor safety casters	\$35

COM	DESCRIPTION	1 CHAIR	MULTIPLE (EACH)
VP9902	Seat	1 yd.	.5 yd.



VE5100-100



VE5100-100

Ganging Connector

Keep your chairs in line and comfortably spaced with ganging connectors that attach to each Vive.



Strong Contoured Seat and Back

Durable sculpted seat and back are supported by a polished metal frame. The molded back has a built-in die cut handle for easy transport.



Upholstered Seat and Back

Soft and plush, the upholstered seat provides for comfortable seating over long periods of time. The waterfall front edge of the seat helps reduce stress to your legs.



High Density Stacking Capacity

Vive stacks 8 high for convenient storage which allows for quick setup and mobility. Stacks 24 high on easy move cart.





VE5110-100

VE5120-100
with Easy Move Cart

Vive		MODEL #	DESCRIPTION	QUICKSHIP BLACK	COM/A
		VE5100-100	Poly seat and back	\$165	
		VE5110-100	Upholstered seat pad/poly back		\$220
		VE5120-100	Upholstered seat and back pads on poly		\$275
		SEAT HEIGHT:	18"		
		SEAT OVERALL:	18"w x 16.5"d		
		BETWEEN ARMS:	19.5"w		
		BACKREST:	19"w x 14"h		
		OVERALL SIZE:	20"w x 22"d x 31"h		
NOTES: PRICE IS PER CHAIR, MUST ORDER IN MULTIPLES OF 4 CHAIRS. FOR ORDERS LESS THAN 4 CHAIRS, ADD \$20 LIST PER CHAIR. FOR ORDERS IN MULTIPLES OF 12 CHAIRS, DEDUCT \$5 LIST PER CHAIR.					


Options #	DESCRIPTION	
VE5100 Cart	Easy Move Cart for stacking up to 24 chairs. VE5100-100 stacked 24 high is approximately 56" high VE5120-100 stacked 24 high is approximately 72" high	\$295
VE5100GANGC	Ganging clip, require two per chair	\$6 each

COM	DESCRIPTION	1 CHAIR	MULTIPLE (EACH)
VE5110-100	Seat Pad	1 yd.	.5 yd.
VE5120-100	Seat Pad and Back Pad	1 yd.	.7 yd.


upholstery materials

QuickShip Fabric


Fiber Content:	100% Polyester
Width:	54"
Weight:	13.8 oz./linear Yd.
Finish:	Water & Stain repellent
Cleanability:	Water/Solvent cleaner
Approx Repeat:	None
Abrasion Rating:	Exceeds 183,000 Double Rubs
Flammability:	CA Bulletin 117; UFAC Class 1; BIFMA Class 1; ASTM E84
Lightfastness:	Class 4-5, 60 hours



Char



Cadet



Port

Category A - See CFS Grade A Fabric Card

Forte: by Mayer	Fiber Content:	100% Polyester
	Width:	54"
	Weight:	13.8 oz./linear Yd.
	Finish:	Water & Stain repellent
	Cleanability:	Water/Solvent cleaner
	Approx Repeat:	None
	Abrasion Rating:	Exceeds 183,000 Double Rubs
	Flammability:	CA Bulletin 117; UFAC Class 1; BIFMA Class 1; ASTM E84
	Lightfastness:	Class 4-5, 60 hours

COM/COL - Graded-In Program

CFS will grade in any fabric at your request. Please contact our Customer Service department at 800.631.1186 or info@CFSfurniture.com

Check with Customer Service to ascertain if a COM for your upholstery.

For fabrics with less than 54" width, or repeat patterns over 4" please apply the following yardage requirements.

49"- 52" wide add 10%
44"- 48" wide add 15%

Repeat 4"-9" add 15%
Repeat 10"- 13" add 20%
Repeat 14"- 20" add 25%

If special placement of COM is required (e.g. matching of stripes on seat and back, centering of a design motif), please submit a memo sample and design sketch for COM calculation purposes. Additional fabric and a surcharge for labor may be required.

COM/COL SPECIFYING PROCESS

Many fabrics have intricate patterns and not all individuals will interpret fabric direction in the same manner.

CFS cuts fabrics off the roll as shown in the drawing labeled Standard Process. The COM requirements listed for each chair are based on this cutting method. Directional or patterned fabrics may often require more yardage than solid colors.

Upholstery is standard off the roll. All COM/COL is subject to final approval by CFS upon receipt of samples. Send samples and a copy of this form to:

CFS
300 Myrtle Ave
Boonton, NJ 07005

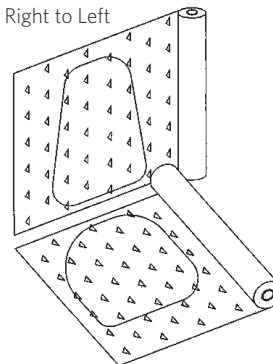
COM/COL FORM
DATE
CFS DEALER
DEALER ADDRESS
CONTACT NAME
CLIENT/PROJECT NAME OR NUMBER
DEALER PURCHASE ORDER NUMBER / ITEM #
CFS'S ACKNOWLEDGEMENT NUMBER, IF ORDER HAS BEEN ACKNOWLEDGED

FOR CUSTOMER SERVICE USE ONLY
DATE
CUSTOMER SERVICE REP
WORK ORDER #
<input type="checkbox"/> SUBMITTED FOR TEST <input type="checkbox"/> TEST APPROVED/PRODUCTION READY
REASON FOR REJECTION OF FABRIC

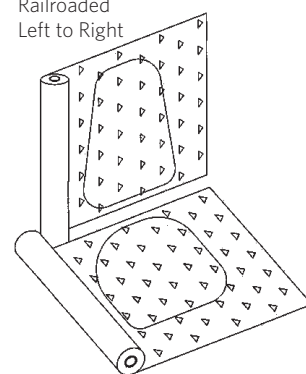
Check one of the following boxes:

- ☐ Solid (upholster as shown above)
☐ Non-directional (upholster as shown above)
☐ Upholster as indicated below

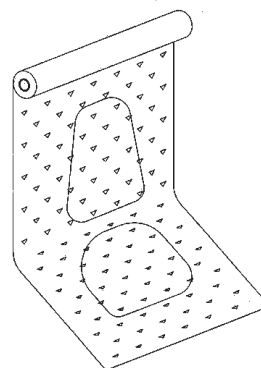
Railroaded
Right to Left



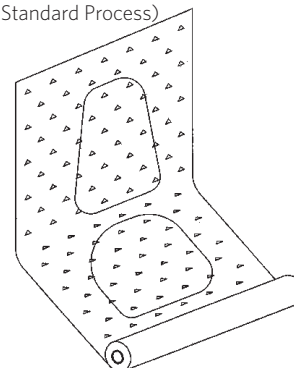
Railroaded
Left to Right



Front to back



Back to front
(Standard Process)



THIS FORM MUST BE COMPLETED AND SUBMITTED TO
CFS WITH EACH COM/COL SAMPLE SWATCH

terms & conditions

Ordering Information:	<p>When ordering, please include proper chair model number, fabric name, color number and quantities desired. Be sure to note any optional items being ordered. Orders may be placed by fax, telephone, or e-mail.</p> <p>Telephone: 800 631 1186 Fax: 800 220 3844 E-mail: info@CFSfurniture.com</p>	<p>the right to change the terms and conditions without notification.</p>				
Prices:	<p>All prices include labor to apply customer's own material (COM) or choice of in-selection covering from CFS fabric, leather or vinyl groups. Prices are F.O.B. destination within the continental United States unless other special arrangements are made. Ownership changes to consignee F.O.B. our factory. Prices do not include storage or insurance charges, sales or other taxes, or inside delivery uncarting and installation costs. Prices and specifications are subject to change without notice and orders are subject to prices prevailing at the time of submission. Orders with extended delivery dates are subject to special pricing. Orders for parts only are priced F.O.B. factory.</p>	Dimensions: All dimensions are approximate.				
Special Delivery Requirements:	<p>Orders ship by UPS, FedEx or common carrier. If a specific delivery date and time is required, or if inside delivery is requested, a freight surcharge may be required. Please check with Customer Service to determine the relevant charge for each requirement.</p> <p>Shipments requiring carrier to "Call Before Delivery" will be subject to a minimum net charge of \$30.</p> <p>Re-consignment of freight after orders have been shipped will be subject to a net charge of \$65 and may be subject to other freight charges depending on destination.</p> <p>Shipments requiring a specific time and date of delivery are available, pricing available upon request.</p>	Order Acceptance: All orders submitted are subject to credit approval.				
Materials:	<p>Due to natural variations over which we have no control, all chairs are sold subject to normal variations or irregularities of color, surface grain or texture. In as much as mills and tanneries do not guarantee their products, CFS shall not be held responsible for wear, fading or performance of any covering material beyond the stated warranty, and under no condition assumes responsibility for COM. Minimum wrinkles in leather and some other fabrics cannot be completely avoided and are not considered defects in materials or workmanship.</p>	Damages in Shipment: Should merchandise be received in damaged outer packaging, it should be signed for "in damaged condition" and reported to the carrier within 48 hours of receipt of the goods. Parcels and contents must be left as received, as they must be inspected on our premises for claims. If goods are received damaged in an undamaged container, please contact our office within 24 hours of receipt. Digital pictures will be required of damaged packaging.				
Customers Own Material COM/COL:	<p>Prices for chairs with COM furnished are the same as chairs covered in Category A fabrics. Orders for COL will be subject to Category C pricing.</p> <p>1. Yardage requirement is based on 54" wide covering material. If the pattern requires matching, please contact Customer Service with repeat dimensions for a calculation of additional yardage required.</p> <p>2. A completed copy of the COM/COL order form must be submitted together with a fabric/leather swatch for each item ordered which requires non-CFS covering materials. No order will be scheduled for production unless form is received.</p> <p>3. CFS reserves the right to reject COM if it is considered unsuitable for upholstery.</p> <p>4. Lead times are quoted based on the date we receive COM.</p>	Returns: We will not accept any merchandise for return without prior written authorization. In cases where authorization for return is made, the original invoice number and date must be stated and merchandise must be returned to us, prepaid.				
Shipping COM:	<p>Goods to be shipped freight prepaid to CFS, Boonton, NJ. and outside of packages should be marked with the following information:</p> <p>1. Dealer's firm name and purchase order number.</p> <p>2. CFS model number and quantity.</p>	<p>Merchandise returned with our authorization must be unused and in original packaging. All returns are subject to a 30% handling charge, if not our error.</p> Storage: All merchandise will be inspected before credit is issued. Any merchandise found defective in material or workmanship by our Inspection Department will be repaired or replaced at our option.				
Specifications:	<p>We reserve the right to make changes in price, dimensions, design, and/or construction without prior notice. CFS also reserves</p>	Cancellations: Orders cancelled after production has been scheduled are subject to a 30% cancellation charge. Once orders have entered production, no cancellations will be accepted. No cancellations accepted for custom orders.				
		Storage: If a customer requests a delay of a shipping date on an order already in production, the order will be invoiced immediately upon completion. The invoice must be paid under normal terms. In addition, there will be a storage charge equal to 10% of the invoice per month until shipped.				
		10-Year Warranty: CFS warrants its products to be free from defects in material and workmanship for a period of 10 years, as long as the original customer owns and uses the product under normal single-shift office conditions. For Magnum 24/7 series only, warranty is for a period of 5 years in multi-shift environment. If a product is defective, and if written notice of the defect is given to CFS within the applicable warranty period, CFS, at its option, will replace the defective component or product with a comparable component or product. The 10-year warranty (5-year for Magnum 24/7) applies to all products and parts except as noted below:				
		<table><tr><td>Items</td><td>Warranty Period</td></tr><tr><td>Foam, CFS fabrics and other Upholstery materials</td><td>3 years</td></tr></table>	Items	Warranty Period	Foam, CFS fabrics and other Upholstery materials	3 years
Items	Warranty Period					
Foam, CFS fabrics and other Upholstery materials	3 years					
		<p>This warranty does not apply to defects from normal wear and tear, accidents, negligence, abuse, shipment, handling, storage or environmental conditions nor does it apply to "Customer's Own Materials". This warranty does not apply to the labor to make good the defect in any manner. Defective product must be returned to CFS, at their request. Any modifications to our products made by the purchaser, purchaser's employees or agents, voids this warranty. This warranty extends to all products which are used for normal office purposes and single-shift service with the exception of the Magnum 24/7 which can be used for multi-shifts. All claims under this warranty must be made by the original purchaser within 30 days of alleged defect. This warranty is the customer's sole remedy for product defect. No other expressed or implied warranty is provided. CFS is not responsible for any consequential, economic or incidental damages arising from any product defect.</p>				